

**Ciox Health**

P.O. Box 409900  
 Atlanta, GA 30384-9900  
 Fed Tax ID 58 - 2659941  
 1-800-367-1500

# CIOX HEALTH INVOICE

Invoice #: **0303631891**  
 Date: **04/10/2020**

**Electronic Delivery Service**

<https://edelivery.cioxhealth.com>

Ship to:

Eugene  
 Maurice, Eugene  
 61 SHOCKLEY WAY  
 DALLAS, GA 30157-8973

Bill to:

Eugene  
 Maurice, Eugene  
 61 SHOCKLEY WAY  
 DALLAS, GA 30157-8973

Records from:

WELLSTAR KENNESTONE HOSPITAL  
 677 CHURCH ST NE  
 MARIETTA, GA 30060-1101

**Requested By:** MAURICE, EUGENE  
**Patient Name:** MAURICE EUGENE

**DOB :** 01/02/1949

| Description            | Quantity | Unit Price | Amount |
|------------------------|----------|------------|--------|
| Reproduction Fee-Elect |          |            | 6.50   |
| Subtotal               |          |            | 6.50   |
| Sales Tax              |          |            | 0.00   |
| Invoice Total          |          |            | 6.50   |
| Balance Due            |          |            | 6.50   |

**Please Note: Your medical record request has been delivered electronically to your Ciox eDelivery account.**

**Terms: Net 30 days**      **Please remit this amount : \$6.50(USD)**

**Ciox Health**

P.O. Box 409900  
 Atlanta, GA 30384-9900  
 Fed Tax ID 58 - 2659941  
 1-800-367-1500

|                              |
|------------------------------|
| Invoice #: <b>0303631891</b> |
| Check # _____                |
| Payment Amount \$ _____      |

**Please return stub with payment.**

Please include invoice number on check.

To pay invoice online, please go to <https://paycioxhealth.com/pay/> or call 800-367-1500.

Email questions to [collections@cioxhealth.com](mailto:collections@cioxhealth.com).



100 North Peachtree Street, Suite 1000  
 Atlanta, GA 30308  
 (800) 367-8500  
 CIOXHEALTH.COM

### Electronic Record Delivery Request

Complete this form, along with a HIPAA Authorization, to receive your medical records as electronic PDF files rather than as printed copies.

|                                   |                 |       |               |         |
|-----------------------------------|-----------------|-------|---------------|---------|
| Requester Name                    | EUGENE          |       | MAURICE       |         |
|                                   | First           |       | Last          |         |
| Street Address                    | 615 HOCKLEY WAY |       |               |         |
|                                   | Street          |       | Suite / Apt # |         |
|                                   | DALLAS          |       | GA            | 30157   |
| City                              |                 | State | Zip           |         |
| Email Address for record delivery |                 |       |               |         |
| GENE.MAURICE@SGMSERVICE.COM       |                 |       |               |         |
| Medical Records Requested         |                 |       |               |         |
| Patient Name                      | EUGENE          |       | G             | MAURICE |
|                                   | First           |       | MI            | Last    |
| Date of Birth                     | 01-02-1949      |       |               |         |
| Date of Service                   | 06-01-2009      |       | DATE          |         |
|                                   | From            |       | To            |         |

Please provide me with the medical records described above through the Ciox eDelivery online service. I understand and agree that:

- I must provide a valid email address, either my own or that of my designated recipient.
- My records will be provided as Adobe PDF files on Ciox Health's eDelivery website.
- I will receive an email from **CioxHealth.com** containing instructions for accessing my records.
- There may be a fee for collecting my records. If so, an invoice will be included with the records.

Signature Eugene Maurice Date: 3-31-20

FOR  
GREATER  
HEALTH

4 OF 4





|  |
|--|
| For Internal Purposes<br>Account Number: _____<br>Medical Record Number: _____ |
|--|

### AUTHORIZATION FOR THE RELEASE OF PROTECTED HEALTH INFORMATION

Patient Name: EUGENE G. MAURICE Social Security Number (last 4 digits only): 1524  
 Previous Name, if applicable: \_\_\_\_\_  
 Address: 61 STOCKLEY WAY City: DALLAS State: GA ZIP: 30157  
 Date of Birth: 01-02-1944 Home Phone: 678-910-2298 Work Phone: NA  
2298

#### 1. WELLSTAR HEALTH SYSTEM FACILITY / FACILITIES

I authorize representatives from the following facility / facilities to disclose the above-named individual's health information as directed below:  
 (Check one or more)

- |   |   |  |
|---|---|--|
| <input type="checkbox"/> Atlanta Medical Center       | <input checked="" type="checkbox"/> Kennestone Hospital | <input type="checkbox"/> Windy Hill Hospital               |
| <input type="checkbox"/> Atlanta Medical Center South | <input checked="" type="checkbox"/> Paulding Hospital   | <input checked="" type="checkbox"/> WellStar Medical Group |
| <input checked="" type="checkbox"/> Cobb Hospital     | <input type="checkbox"/> Spalding Regional Hospital     | Name(s) of provider(s): <u>SEE ATTACHED</u>                |
| <input type="checkbox"/> Douglas Hospital             | <input type="checkbox"/> Sylvan Grove Hospital          | _____  |
| <input type="checkbox"/> North Fulton Hospital        | <input type="checkbox"/> West Georgia Medical Center    | <input type="checkbox"/> Other: _____                      |

#### 2. RECEIVING PARTY

Please send my health information to:  
 Name: ELECTRONIC DELIVERY  
 Address: SEE ATTACHED  
 City: \_\_\_\_\_ State: \_\_\_\_\_ ZIP Code: \_\_\_\_\_  
 Phone Number: \_\_\_\_\_ Fax Number (healthcare provider only): \_\_\_\_\_

- I would like to pick up my medical records in person  
 I authorize \_\_\_\_\_ to pick up my medical records in person.  
 (Name of person authorized to receive the record)

#### 3. DESCRIPTION OF HEALTH INFORMATION TO BE DISCLOSED

Complete medical record (please specify dates of service) 06-01-09 to DATE

OR

Partial medical record (please specify records below)

| <u>Information</u>                                      | <u>Dates</u> | <u>Information</u>                               | <u>Dates</u> |
|---|--------------|--|--------------|
| <input type="checkbox"/> History and Physical           | _____        | <input type="checkbox"/> Office Notes            | _____        |
| <input type="checkbox"/> Consultations                  | _____        | <input type="checkbox"/> Operative Reports       | _____        |
| <input type="checkbox"/> Discharge Summary              | _____        | <input type="checkbox"/> Pathology Reports       | _____        |
| <input type="checkbox"/> Lab Results                    | _____        | <input type="checkbox"/> EKG Reports             | _____        |
| <input type="checkbox"/> X-rays                         | _____        | <input type="checkbox"/> HIV / AIDS Information  | _____        |
| <input type="checkbox"/> Drug / Alcohol Abuse treatment | _____        | <input type="checkbox"/> Mental Health Treatment | _____        |

Other: \_\_\_\_\_ - please specify dates of service: \_\_\_\_\_

You must check this box if you are also requesting Billing Records



770-810-4193

10F4

**AUTHORIZATION FOR THE RELEASE OF PROTECTED HEALTH INFORMATION - page 2**

**4. PURPOSE OF DISCLOSURE**

My personal records

Attorney

Disability

Other:

VA - DOD DISABILITY CLAIM

**5. EXPIRATION OF AUTHORIZATION**

Unless I request in writing otherwise, this authorization will expire on 12-31-2020. If I do not specify an expiration date or event, this authorization will expire ninety (90) days from the date on which it was signed. (insert date or event)

**6. RIGHT TO REVOKE AUTHORIZATION**

I understand that I have a right to revoke this authorization at any time. I understand that if I revoke this authorization, I must do so in writing and present written revocation to the Health Information Management Department(s) of the WellStar Health System facility or facilities checked above. I understand that the revocation will not apply to any health information that has already been released in response to this authorization.

**7. FEES**

I understand that federal and state laws allow a fee to be charged for the copying of patient records and I will be responsible for the payment of such fees. The fee schedule may be viewed at [www.wellstar.org](http://www.wellstar.org).

**8. REFUSAL TO AUTHORIZE USE AND/OR DISCLOSURE**

I understand that authorizing the use or disclosure of the information above is voluntary. I need not sign this form to ensure healthcare treatment. However, if I have been asked to sign this form in order to authorize the disclosure of my health information for purposes related to research, or for other reasons, I understand that WellStar Health System may decline to treat me if I refuse to sign this information only if: (1) the treatment would be related to a research project and this authorization is for the use or disclosure of my health information for such research, or (2) the treatment would be for the sole purpose of creating health information for disclosure to a third party (such as a pre-employment drug screen).

**9. RE-DISCLOSURE**

I understand that if my health information is disclosed to a party other than a healthcare provider, health plan, or healthcare clearinghouse subject to the federal privacy regulations, my health information disclosed pursuant to this authorization may no longer be protected by the federal privacy regulations.

**10. RELEASE AND WAIVER**

If the health information that I have requested WellStar Health System to disclose contains any privileged psychiatric or psychological information related to the treatment of physical and/or mental illness, chemical dependency or alcohol abuse, or testing or treatment of any communicable or infectious disease such as acquired immunodeficiency syndrome (AIDS), Immunodeficiency Syndrome Related Complex (ARC), human immunodeficiency virus (HIV), venereal disease, tuberculosis, or hepatitis, I hereby waive any privilege concerning such information for the purpose(s) of releasing it to the party or parties authorized above.

I also release WellStar Health System, each of the WellStar Health System facilities checked above and their officers, trustees, agents, and employees from any and all liabilities, damages, and claims which might arise from the release of the health information authorized by me above.

Eugene D. Mauris  
Signature of Patient (or Patient's Legal Representative)

3-31-20  
Date

\_\_\_\_\_  
Description of Authority to Act for Patient

**NOTE: A COPY OF THIS COMPLETED, SIGNED, AND DATED FORM MUST BE PROVIDED TO THE PATIENT AND/OR THE PATIENT'S REPRESENTATIVE, AND A COPY MUST BE PLACED IN THE PATIENT'S MEDICAL RECORD.**

WellStar Medical Group Names and Providers

WellStar Medical Group - East Paulding Primary Care Center - Hiram, GA

Dr. Jeffery Tharp

Susan Ashworth, NP

WellStar Medical Group - Cardiovascular Medicine – Hiram, GA

Dr. Abdul Sheikh

Dr. Anand Kenia

WellStar Medical Group – Urology – Hiram, GA

Dr. Kristan Boren

Dr. Beau Dussealt



WS Kennestone Urology  
 Procedure at Tower Road  
 300 Tower Road  
 STE 150  
 MARIETTA GA 30060-9404  
 Inpatient Record

Maurice, Eugene George  
 MRN: 561253820, DOB: 1/2/1949, Sex: M  
 Adm: 11/16/2016, D/C: 11/16/2016

## ENCOUNTER

|                     |  |                      |   |
|---------------------|--|----------------------|---|
| Patient Class:      | <b>OP</b>                                | Unit:                | <b>KHUROPROC</b>                            |
| Hospital Service:   | <b>No service for patient encounter.</b> | Bed:                 | <b>Room/bed info not found</b>              |
| Admitting Provider: |  | Referring Physician: | <b>Dusseault, Beau N</b>                    |
| Attending Provider: | <b>Beau n dusseault;David m*</b>         | AD: N                | Adm Diagnosis: <b>Elevated PSA [R97.20]</b> |
| Admission Date:     | <b>11/16/2016</b>                        | Admission Time:      | <b>0933</b>                                 |

## PATIENT

|                        |                                  |                |                     |       |                           |
|------------------------|----------------------------------|----------------|---------------------|-------|---------------------------|
| Name                   | <b>Eugene George Maurice</b>     | Sex:           | <b>Male</b>         | DOB:  | <b>1/2/1949 (67 yrs)</b>  |
| Address:               | <b>61 SHOCKLEY WAY</b>           | Religion:      | <b>Catholic</b>     | Race: | <b>White or caucasian</b> |
| City:                  | <b>DALLAS GA 30157-8973</b>      | County:        | <b>PAULDING</b>     |       |                           |
| Email Address:         | <b>Gene.maurice@sgmservice.*</b> |                |                     |       |                           |
| Primary Care Provider: | <b>Jeffrey L Tharp, MD</b>       | Primary Phone: | <b>678-910-2298</b> |       |                           |

### EMERGENCY CONTACT

| Contact Name              | Legal Guardian? | Relationship to Patient | Home Phone    | Work Phone | Mobile Phone |
|---------------------------|-----------------|-------------------------|---------------|------------|--------------|
| 1. Maurice, Shirley       |                 | Spouse                  | (678)398-9479 |            | 678-910-2476 |
| 2. *No Contact Specified* |                 |                         |               |            | 678-910-2476 |

## GUARANTOR

|                      |                              |               |                     |
|----------------------|------------------------------|---------------|---------------------|
| Guarantor:           | <b>MAURICE,EUGENE GEORGE</b> | DOB:          | <b>1/2/1949</b>     |
| Address:             | <b>61 SHOCKLEY WAY</b>       | Sex:          | <b>Male</b>         |
|                      | <b>DALLAS, GA 30157-8973</b> | Home Phone:   | <b>678-398-9479</b> |
| Relation to Patient: | <b>Self</b>                  | Work Phone:   |                     |
| Guarantor ID:        | <b>123805</b>                | Mobile Phone: | <b>678-910-2298</b> |

### GUARANTOR EMPLOYER

|           |        |         |                |
|-----------|--------|---------|----------------|
| Employer: | Phone: | Status: | <b>RETIRED</b> |
|-----------|--------|---------|----------------|

## COVERAGE

| PRIMARY INSURANCE   |                               |                          |                                  |                    |  |
|---------------------|-------------------------------|--------------------------|----------------------------------|--------------------|--|
| Payor:              | <b>AETNA MEDICARE</b>         | Plan:                    | <b>AETNA /MDCR ADV PPO H5521</b> |                    |  |
| Group Number:       | <b>AE35444002800010</b>       | Insurance Type:          | <b>INDEMNITY</b>                 |                    |  |
| Subscriber Name:    | <b>MAURICE,EUGENE G</b>       | Subscriber DOB:          | <b>01/02/1949</b>                |                    |  |
| Coverage            | <b>P O BOX 981106</b>         | Subscriber ID:           | <b>MEBJ65MH</b>                  |                    |  |
|                     | <b>EL PASO, TX 79998-1106</b> | Pat. Rel. to Subscriber: | <b>Self</b>                      |                    |  |
| Phone:              | <b>(800)624-0756</b>          | Co-In:                   | Deductible:                      | Out of Pocket Max: |  |
| SECONDARY INSURANCE |                               |                          |                                  |                    |  |
| Payor:              |                               | Plan:                    | <b>N/A</b>                       |                    |  |
| Group Number:       |                               | Insurance Type:          |                                  |                    |  |
| Subscriber Name:    |                               | Subscriber DOB:          |                                  |                    |  |
| Coverage            |                               | Subscriber ID:           |                                  |                    |  |
| Phone:              |                               | Pat. Rel. to Subscriber: |                                  |                    |  |

Contact Serial#



April 9, 2020

Chart ID





WS Kennestone Urology  
 Procedure at Tower Road  
 300 Tower Road  
 STE 150  
 MARIETTA GA 30060-9404  
 Inpatient Record

Maurice, Eugene George  
 MRN: 561253820, DOB: 1/2/1949, Sex: M  
 Adm: 11/16/2016, D/C: 11/16/2016

**Admission Information**

|                    |          |                     |                      |                     |  |
|--------------------|----------|---------------------|----------------------|---------------------|--|
| Arrival Date/Time: |          | Admit Date/Time:    | 11/16/2016 0933      | IP Adm. Date/Time:  |  |
| Admission Type:    | Elective | Point of Origin:    | Outside Hospital     | Admit Category:     |  |
| Means of Arrival:  |          | Primary Service:    |                      | Secondary Service:  | N/A  |
| Transfer Source:   |          | Service Area:       | WS SERVICE AREA      | Unit:               | WellStar Kennestone Urology Procedure Center |
| Admit Provider:    |          | Attending Provider: | Beau N Dusseault, MD | Referring Provider: | Beau N Dusseault, MD                         |

**Reason for Visit**

Post-op Check

**Discharge Information**

| Discharge Date/Time | Discharge Disposition | Discharge Destination | Discharge Provider | Unit   |
|---------------------|-----------------------|-----------------------|--------------------|--|
| 11/16/2016 2359     | Home Or Self Care     | None                  | None               | WellStar Kennestone Urology Procedure Center |

**Final Diagnoses (ICD-10-CM)**

| Code               | Description   | POA | CC | HAC | Affects DRG               |
|--------------------|---|-----|----|-----|---------------------------|
| R97.20 [Principal] | Elevated prostate specific antigen (PSA)  |     |    |     |                           |
| I10                | Essential (primary) hypertension  |     |    |     |                           |
| I25.10             | Atherosclerotic heart disease of native coronary artery without angina pectoris |     |    |     |                           |
| E11.9              | Type 2 diabetes mellitus without complications                                  |     |    |     |                           |
| K75.9              | Inflammatory liver disease, unspecified   |     |    |     |                           |
| Z95.5              | Presence of coronary angioplasty implant and graft                              |     |    |     | Exempt from POA reporting |
| Z95.1              | Presence of aortocoronary bypass graft  |     |    |     | Exempt from POA reporting |
| Z87.891            | Personal history of nicotine dependence   |     |    |     | Exempt from POA reporting |
| Z79.82             | Long term (current) use of aspirin  |     |    |     | Exempt from POA reporting |
| Z79.02             | Long term (current) use of antithrombotics/antiplatelets                        |     |    |     | Exempt from POA reporting |
| Z79.899            | Other long term (current) drug therapy  |     |    |     | Exempt from POA reporting |

**Events**

**Hospital Outpatient at 11/16/2016 0933**

Unit: WellStar Kennestone Urology Procedure Center  
 Patient class: Outpatient

**Discharge at 11/16/2016 2359**

Unit: WellStar Kennestone Urology Procedure Center  
 Patient class: Outpatient

**Allergies as of 11/16/2016**

Reviewed on 11/16/2016

No Known Allergies

**Immunizations as of 11/16/2016**

Immunizations never marked as reviewed

**INFLUENZA HD, 65 YEARS AND ABOVE**

|                                     |                            |                   |
|-------------------------------------|----------------------------|-------------------|
| Administered by: Jade Westover, LPN | Administered on: 9/26/2016 | Dose: 0.5 mL      |
| Site: Left deltoid                  | Route: Intramuscular       | NDC: 49281-399-88 |
| CVX code: 135                       | VIS date: 8/7/2015         |                   |





WS Kennestone Urology  
 Procedure at Tower Road  
 300 Tower Road  
 STE 150  
 MARIETTA GA 30060-9404  
 Inpatient Record

Maurice, Eugene George  
 MRN: 561253820, DOB: 1/2/1949, Sex: M  
 Adm: 11/16/2016, D/C: 11/16/2016

**Immunizations (continued) as of 11/16/2016**

Manufacturer: Sanofi Pasteur Lot number: UI700AA

**Questionnaire**

| Question                                      | Answer |
|---|--------|
| Have you ever had a serious reaction to eggs? | NO     |
| Have you ever had Guillain Barre Syndrome?    | No     |

**Pneumococcal Conjugate 13-Valent**

|                                  |                            |                   |
|----------------------------------|----------------------------|-------------------|
| Administered by: Mary S Wray, MA | Administered on: 3/16/2016 | Dose: 0.5 mL      |
| Site: Left deltoid               | Route: Intramuscular       | NDC: 0005-1971-01 |
| CVX code: 133                    | VIS date: 031616           |                   |
| Manufacturer: Wyeth-Ayerst       | Lot number: M51193         |                   |

**Medical as of 11/16/2016**

**Past Medical History**

| Diagnosis   | Date | Comments                         | Source   |
|---|------|----------------------------------|----------|
| CAD (coronary artery disease) [I25.10]                      | ---  | ---                              | Provider |
| Coronary atherosclerosis of native coronary artery [I25.10] | ---  | ---                              | Provider |
| Diabetes mellitus (HCC) [E11.9]                             | ---  | ---                              | Provider |
| Essential hypertension, benign [I10]                        | ---  | ---                              | Provider |
| Family history of ischemic heart disease [Z82.49]           | ---  | ---                              | Provider |
| Hyperlipidemia [E78.5]                                      | ---  | ---                              | Provider |
| Hypertension [I10]  | ---  | ---                              | Provider |
| Infectious viral hepatitis [B15.9]                          | ---  | as teen/cannont recall what type | Provider |
| Obesity [E66.9]   | ---  | ---                              | Provider |
| Other and unspecified hyperlipidemia [E78.5]                | ---  | ---                              | Provider |
| Other symptoms involving cardiovascular system [R09.89]     | ---  | ---                              | Provider |
| PVD (peripheral vascular disease) (HCC) [I73.9]             | ---  | ---                              | Provider |

**Pertinent Negatives**

| Diagnosis                            | Date Noted | Comments | Source   |
|--------------------------------------|------------|----------|----------|
| Abnormal ECG [R94.31]                | 04/07/2014 | ---      | Provider |
| Aneurysm (HCC) [I72.9]               | 04/07/2014 | ---      | Provider |
| Arrhythmia [I49.9]                   | 04/07/2014 | ---      | Provider |
| Asthma [J45.909]                     | 04/07/2014 | ---      | Provider |
| Cancer (HCC) [C80.1]                 | 04/07/2014 | ---      | Provider |
| Chronic kidney disease [N18.9]       | 04/07/2014 | ---      | Provider |
| Clotting disorder (HCC) [D68.9]      | 04/07/2014 | ---      | Provider |
| Congenital heart disease [Q24.9]     | 04/07/2014 | ---      | Provider |
| Deep vein thrombosis (HCC) [I82.409] | 04/07/2014 | ---      | Provider |
| Heart failure (HCC) [I50.9]          | 04/07/2014 | ---      | Provider |
| Heart murmur [R01.1]                 | 04/07/2014 | ---      | Provider |
| Mitral valve prolapse [I34.1]        | 04/07/2014 | ---      | Provider |
| Myocardial infarction [I21.3]        | 04/07/2014 | ---      | Provider |
| Pulmonary embolism (HCC) [I26.99]    | 04/07/2014 | ---      | Provider |
| Sleep apnea [G47.30]                 | 04/07/2014 | ---      | Provider |
| Stroke (HCC) [I63.9]                 | 04/07/2014 | ---      | Provider |
| Valvular disease [I38]               | 04/07/2014 | ---      | Provider |

**ED Records**

**ED Arrival Information**

Patient not seen in ED

**Chief Complaint**





WS Kennestone Urology  
 Procedure at Tower Road  
 300 Tower Road  
 STE 150  
 MARIETTA GA 30060-9404  
 Inpatient Record

Maurice, Eugene George  
 MRN: 561253820, DOB: 1/2/1949, Sex: M  
 Adm: 11/16/2016, D/C: 11/16/2016

**ED Records (continued)**

**Chief Complaint (continued)**

| Complaint     | Onset      | Comment | Last Edited By    | Time               | Relationship | ED Provider |
|---------------|------------|---------|-------------------|--------------------|--------------|-------------|
| Post-op Check | 11/16/2016 |         | Chrissie Pope, RN | 11/17/2016 2:28 PM | None         | No          |

**ED Disposition**

None

**H&P - Encounter Notes**

**H&P by David M Schmidt, MD at 11/16/2016 10:38 AM**

Author: David M Schmidt, MD      Service: Urology      Author Type: Physician  
 Filed: 11/16/2016 10:43 AM      Date of Service: 11/16/2016 10:38 AM      Status: Signed  
 Editor: David M Schmidt, MD (Physician)

**History and Physical**

**Chief complaint:** psa elevation

**History of Present Illness:**

Eugene G Maurice is a 67 y.o. male who is seen for Elevated PSA  
 -no symptoms  
 -no fhx prostate cancer

**Lab Results**

| Component | Value   | Date       |
|-----------|---------|------------|
| PSA       | 5.3 (H) | 09/27/2016 |
| PSA       | 5.2 (H) | 03/17/2016 |
| PSA       | 3.9     | 02/04/2015 |
| PSA       | 4.1 (H) |            |

**Past History**

**Past Medical History**

| Diagnosis   | Date |
|---|------|
| • CAD (coronary artery disease)   |      |
| • Coronary atherosclerosis of native coronary artery                    |      |
| • Diabetes mellitus (HCC)   |      |
| • Essential hypertension, benign  |      |
| • Family history of ischemic heart disease                              |      |
| • Hyperlipidemia  |      |
| • Hypertension  |      |
| • Infectious viral hepatitis<br><i>as teen/cannont recall what type</i> |      |
| • Obesity   |      |
| • Other and unspecified hyperlipidemia                                  |      |
| • Other symptoms involving cardiovascular system                        |      |
| • PVD (peripheral vascular disease) (HCC)                               |      |



WS Kennestone Urology  
 Procedure at Tower Road  
 300 Tower Road  
 STE 150  
 MARIETTA GA 30060-9404  
 Inpatient Record

Maurice, Eugene George  
 MRN: 561253820, DOB: 1/2/1949, Sex: M  
 Adm: 11/16/2016, D/C: 11/16/2016

**H&P - Encounter Notes (continued)**

**H&P by David M Schmidt, MD at 11/16/2016 10:38 AM (continued)**

**Past Surgical History**

| Procedure                                      | Laterality | Date   |
|--|------------|--------|
| • Appendectomy                                 |            |        |
| • Coronary artery bypass graft<br>X6           |            | 1992   |
| • Carotid endarterectomy<br>x2                 |            |        |
| • Coronary stent placement<br>sheikh           |            | 2014   |
| • Colonoscopy<br>as of 9/2014 has not had this |            |        |
| • Shingles                                     |            | 9/2015 |

No Known Allergies

(Not in a hospital admission)

**Social and Family History**

**Social History**

**Substance Use Topics**

- Smoking status: Former Smoker
- Packs/day: 1.00
- Years: 25.00
- Types: Cigarettes
- Quit date: 4/7/1992
- Smokeless tobacco: Never Used
- Alcohol use: Yes

**Family History**

| Problem                   | Relation | Age of Onset |
|---------------------------|----------|--------------|
| • Coronary artery disease | Mother   |              |
| • Other<br>MI             | Mother   |              |
| • Other<br>MI             | Brother  |              |
| • Anemia                  | Neg Hx   |              |
| • Arrhythmia              | Neg Hx   |              |
| • Asthma                  | Neg Hx   |              |
| • Clotting disorder       | Neg Hx   |              |
| • Fainting                | Neg Hx   |              |
| • Heart attack            | Neg Hx   |              |
| • Heart disease           | Neg Hx   |              |
| • Heart failure           | Neg Hx   |              |
| • Hyperlipidemia          | Neg Hx   |              |
| • Hypertension            | Neg Hx   |              |
| • Stroke                  | Neg Hx   |              |



WS Kennestone Urology  
 Procedure at Tower Road  
 300 Tower Road  
 STE 150  
 MARIETTA GA 30060-9404  
 Inpatient Record

Maurice, Eugene George  
 MRN: 561253820, DOB: 1/2/1949, Sex: M  
 Adm: 11/16/2016, D/C: 11/16/2016

**H&P - Encounter Notes (continued)**

**H&P by David M Schmidt, MD at 11/16/2016 10:38 AM (continued)**

Pertinent items are noted in the History of Present Illness.

GEN: No acute distress  
 EYES: EOMI  
 HEENT: Moist mucus membranes, Sclera non-icteric  
 CV: Regular rate and rhythm by peripheral pulse  
 PULM: Easy work of breathing  
 ABD: Soft, Not tender, Not distended  
 EXT: No significant lower extremity edema  
 SKIN: No rashes appreciated  
 NEURO: No focal deficits

Assessment: PSA elevation

Plan: Prostate biopsy.

David M Schmidt, MD  
 Wellstar Urology  
 55 Witcher St.  
 Marietta, GA 30060  
 (p) 770-428-4475  
 (f) 770-426-1499

Electronically Signed by David M Schmidt, MD on 11/16/2016 10:43 AM

**Discharge Instr - Activity - Encounter Notes**

**Discharge Instr - Activity by Charlotte Hayes, RN at 11/16/2016 11:22 AM**

|  |                                      |                               |
|--|--------------------------------------|-------------------------------|
| Author: Charlotte Hayes, RN                    | Service: —                           | Author Type: Registered Nurse |
| Filed: 11/16/2016 11:22 AM                     | Date of Service: 11/16/2016 11:22 AM | Status: Written               |
| Editor: Charlotte Hayes, RN (Registered Nurse) |                                      |                               |

**Discharge Instructions**

**1. General Anesthesia or Sedation**

Do not drive or operate machinery for 24 hours  
 Do not consume alcohol, tranquilizers, sleeping medication or any other non-prescribed medication for 24 hours.  
 Do not make any important decisions or sign any important documents in the next 24 hours.  
 You should have someone with you at home tonight.

**2. Activity**



WS Kennestone Urology  
Procedure at Tower Road  
300 Tower Road  
STE 150  
MARIETTA GA 30060-9404  
Inpatient Record

Maurice, Eugene George  
MRN: 561253820, DOB: 1/2/1949, Sex: M  
Adm: 11/16/2016, D/C: 11/16/2016

---

**Discharge Instr - Activity - Encounter Notes (continued)**

---

**Discharge Instr - Activity by Charlotte Hayes, RN at 11/16/2016 11:22 AM (continued)**

---

You are advised to go directly home from the Urology Associates Surgery Center and rest for a day. Resume light to normal activity tomorrow.

Do not engage in heavy lifting while you see blood in the urine or stool.

**3. Fluids and Diet**

Begin with clear liquids, bouillon, dry toast, soda crackers. If not nauseated, you may go to a regular diet when you desire.

Greasy or spicy foods are not advised.

Drink plenty of water while you see blood in the urine or stool.

If you are diabetic, please eat before you take your diabetes medication.

**4. Medications and Plan**

Prescriptions sent with you. Use as directed. When taking pain medications, you may experience dizziness or drowsiness. Do not drink alcohol or drive when you are taking these medications.

You may take non-prescription "headache remedy" type medications that you normally use, if your surgeon permits, preferably one that does not contain aspirin.

You may resume your daily prescription medication when you get home.

**Prescriptions**

Tylenol as needed for pain or discomfort.

Antibiotic: Cipro this evening.

Patient was provided with updated medication list.

**6. Follow up Care**

Your physician may call you with biopsy results.

**Special Complications to Watch For**

You may see blood in your urine or stool for days to weeks.

You may see blood in your ejaculate for up to 6 weeks.

If you have a fever, chills, and are feeling poorly, take your temperature by mouth. Call the office if it is over 101\* F.

Please call us if you have large blood clots, difficulty urinating or pain not relieved by Tylenol.

**If you have any questions the day of your procedure please call 470-245-9860 to speak with a nurse.  
For problems or questions after 4:30pm call your urologist at 770-428-4475**

**If you need immediate attention, go to the emergency room.**

Electronically Signed by Charlotte Hayes, RN on 11/16/2016 11:22 AM





WS Kennestone Urology  
 Procedure at Tower Road  
 300 Tower Road  
 STE 150  
 MARIETTA GA 30060-9404  
 Inpatient Record

Maurice, Eugene George  
 MRN: 561253820, DOB: 1/2/1949, Sex: M  
 Adm: 11/16/2016, D/C: 11/16/2016

### Surgery Report

#### General Information

|   |                      |                |
|---|----------------------|----------------|
| Date: 11/16/2016  | Time:                | Status: Posted |
| Location: WS Kennestone Urology Procedure at Tower Road | Room:                | Service:       |
| Patient class:  | Case classification: |                |

#### Diagnosis Information

No post-op diagnosis codes associated with the log.

#### Case Tracking Events

| Event                         | Time In |
|-------------------------------|---------|
| In Facility                   |         |
| In Pre-Procedure              |         |
| In Block Room                 |         |
| Out Block Room                |         |
| Pre-Procedure Complete        |         |
| Out of Pre-op                 |         |
| Anesthesia Ready              |         |
| In Room                       |         |
| Anesthesia Start              | 1103    |
| Procedure Start               |         |
| Procedure End                 |         |
| Out of Room                   |         |
| Patient to Floor/ICU          |         |
| In Phase I                    |         |
| Anesthesia Stop               | 1120    |
| Phase I Criteria Met          |         |
| Out of Phase I                |         |
| In Phase II                   |         |
| Phase II Care Complete        |         |
| Out of Phase II               |         |
| Remove from Status Board      |         |
| Anesthesia Follow-up Needed   |         |
| Anesthesia Follow-up Complete |         |

#### Questionnaire Data

None

#### PNDS Information

##### Outcomes - Pre-op

| Used? | Description (Code)   |
|-------|--|
| Yes   | The patient participates in decisions affecting his or her perioperative plan of care. (O23)               |
| Yes   | The patient demonstrates knowledge of the expected responses to the operative or invasive procedure. (O31) |

##### Outcomes - Intra-op

| Used? | Description (Code)   |
|-------|--|
| Yes   | The patient is free from signs and symptoms of injury caused by extraneous objects. (O2) |
| Yes   | The patient is free from signs and symptoms of injury related to positioning. (O5)       |
| Yes   | The patient is free from signs and symptoms of infection. (O10)                          |

##### Outcomes - Post-op

| Used? | Description (Code)   |
|-------|--|
| Yes   | The patient is at or returning to normothermia at the conclusion of the immediate postoperative period. (O12)            |
| Yes   | The patient's respiratory function is consistent with or improved from baseline levels established preoperatively. (O14) |
| Yes   | The patient demonstrates knowledge of pain management. (O20)   |
| Yes   | The patient demonstrates knowledge of wound management. (O22)  |
| Yes   | The patient demonstrates and/or reports adequate pain control throughout the perioperative period. (O29)                 |

#### Diagnoses



WS Kennestone Urology  
 Procedure at Tower Road  
 300 Tower Road  
 STE 150  
 MARIETTA GA 30060-9404  
 Inpatient Record

Maurice, Eugene George  
 MRN: 561253820, DOB: 1/2/1949, Sex: M  
 Adm: 11/16/2016, D/C: 11/16/2016

**Surgery Report (continued)**

**PNDS Information (continued)**

| Present? | Description (Code)                         |
|----------|--|
| Yes      | Risk for infection (X28)                   |
| Yes      | Risk for injury (X29)                      |
| Yes      | Deficient knowledge (X30)                  |
| Yes      | Acute pain (X38)                           |
| Yes      | Anxiety (X4)                               |
| Yes      | Risk for impaired skin integrity (X51)     |
| Yes      | Risk for imbalanced body temperature (X57) |
| Yes      | Ineffective breathing pattern (X7)         |

**Timeouts**

**Pre-Procedure Timeout**

Right Patient, Right Site, Right Procedure

Pre-Procedure Verification

Correct patient?: Yes  
 Correct site?: Yes  
 Correct procedure?: Yes  
 Correct laterality?: N/A

H&P note verified?: Yes  
 Consents verified?: Yes  
 Site marked?: N/A  
 Allergies reviewed?: Yes

Comments: prostate biopsy

Verification Date and Time: 11/16/2016 11:05 AM

**Anesthesia Encounters**

**Anesthesia Encounter - Episode ID 17822655**

**Anesthesia Summary - Maurice, Eugene George [561253820] Male 67 y.o.**

Current as of 11/16/16 1121

Height: 67" (1.702 m) (11/16/16)  
 Weight: 100.7 kg (222 lb) (11/16/16)  
 BMI: 34.8 (11/16/16)  
 NPO Status: Not recorded  
 Allergies: No Known Allergies

**Procedure Summary**

Date: 11/16/16  
 Anesthesia Start: 1103  
 Procedure: KUP PROSTATE BIOPSY W NDL  
 Scheduled Providers: David M Schmidt, MD  
 Anesthesia Type: MAC

Room / Location: WellStar Kennestone Urology Procedure Center  
 Anesthesia Stop: 1120  
 Diagnosis: Elevated PSA  
 Responsible Provider: Ashkan Yazdanpanah, DO  
 ASA Status: 2

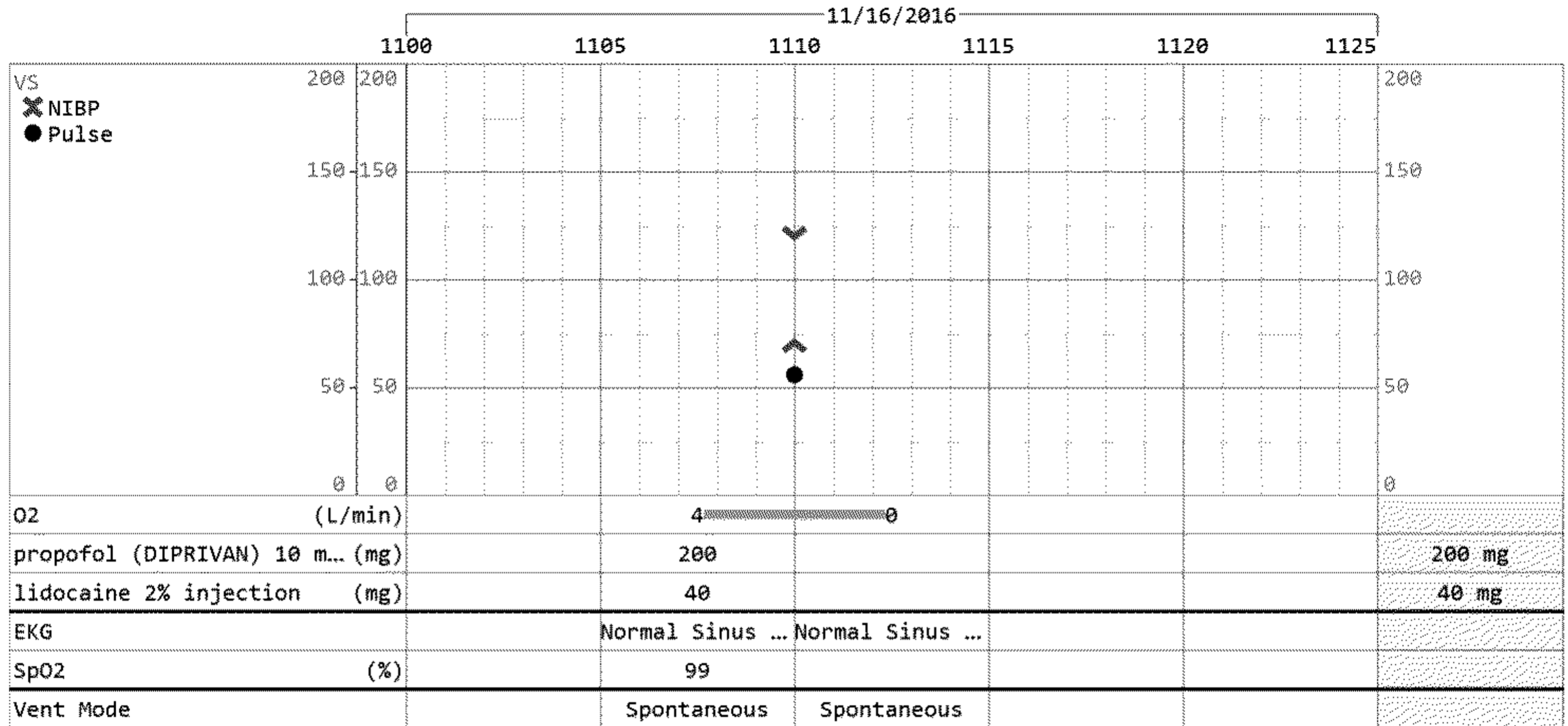




WS Kennestone Urology  
 Procedure at Tower Road  
 300 Tower Road  
 STE 150  
 MARIETTA GA 30060-9404  
 Inpatient Record

Maurice, Eugene George  
 MRN: 561253820, DOB: 1/2/1949, Sex: M  
 Adm: 11/16/2016, D/C: 11/16/2016

Anesthesia Encounter - Episode ID 17822655 (continued)



Staff

11/16/16

| Name                   | Role | Begin | End  |
|------------------------|------|-------|------|
| Ashkan Yazdanpanah, DO | ANMD | 1103  | 1120 |

Events

| Date       | Time | Event  |
|------------|------|--|
| 11/16/2016 | 1103 | Anesthesia Start   |
|            | 1105 | Start Data Collection  |
|            | 1105 | Induction  |
|            | 1111 | Emergence  |
|            | 1113 | Stop Data Collection   |
|            | 1120 | Anesthesia Stop  |
|            | 1120 | Handoff<br>I completed my SBAR handoff to the receiving nurse in the PACU. |
|            | 1121 | Signed/Cosigned and Ready for Procedure                                    |

Anesthesia Medical History

|  |  |
|--|--|
| Other symptoms involving cardiovascular system   | Coronary atherosclerosis of native coronary artery |
| Family history of ischemic heart disease   | Other and unspecified hyperlipidemia               |
| Essential hypertension, benign   | PVD (peripheral vascular disease) (HCC)            |
| Obesity  | Hypertension                                       |
| Hyperlipidemia   | CAD (coronary artery disease)                      |
| Infectious viral hepatitis   | Diabetes mellitus (HCC)                            |
| Cancer of prostate with low recurrence risk (stage T1-2a and Gleason < 7 and PSA < 10) (HCC) | AKI (acute kidney injury) (HCC)                    |
| Cataracts, both eyes   | Gout   |

Substance History

Smoking Status: Former Smoker - 25 pack years  
 Quit Smoking: 04/07/92  
 Smokeless Tobacco Status: Never Used  
 Alcohol use: Yes; 4.0 standard drinks per week  
 Drug use: No

Surgical History



WS Kennestone Urology  
 Procedure at Tower Road  
 300 Tower Road  
 STE 150  
 MARIETTA GA 30060-9404  
 Inpatient Record

Maurice, Eugene George  
 MRN: 561253820, DOB: 1/2/1949, Sex: M  
 Adm: 11/16/2016, D/C: 11/16/2016

**Anesthesia Encounter - Episode ID 17822655 (continued)**

**Surgical History (continued)**

|                        |                              |
|------------------------|------------------------------|
| APPECTOMY              | CORONARY ARTERY BYPASS GRAFT |
| CAROTID ENDARTERECTOMY | CORONARY STENT PLACEMENT     |
| COLONOSCOPY            | shingles                     |
| EGD                    | VASCULAR SURGERY             |

**Facility Administered Medications**

Taken on 11/16/16

|  |   |
|--|---|
| ciprofloxacin HCl (CIPRO) tablet                         | gentamicin (GARAMYCIN) injection 40 mg/mL             |
| lidocaine (XYLOCAINE) local injection 2 %                | lactated ringers infusion                             |
| lidocaine (XYLOCAINE) local injection 2 % (Discontinued) | propofol (DIPRIVAN) injection 10 mg/mL (Discontinued) |

**Prescription Medications**

Within last 14 days from 11/16/16

|   | Last Taken        | Last Updated  |
|---|-------------------|---------------|
| ciprofloxacin HCl (CIPRO) 500 MG tablet           |                   |               |
| aspirin, buffered 81 mg Tab                       | Past Week         | 11/16/16 1029 |
| atorvastatin (LIPITOR) 80 MG tablet               | 11/15/2016        | 11/16/16 1029 |
| blood sugar diagnostic (GLUCOSE BLOOD) strip      | Taking            | 10/06/16 0850 |
| carvedilol (COREG) 12.5 MG tablet                 | 11/16/2016        | 11/16/16 1029 |
| chlorthalidone (HYGROTEN) 50 MG tablet            | 11/16/2016        | 11/16/16 1029 |
| clopidogrel (PLAVIX) 75 mg tablet                 | Past Week         | 11/16/16 1029 |
| isosorbide mononitrate (IMDUR) 30 MG 24 hr tablet | 11/16/2016        | 11/16/16 1029 |
| metFORMIN (GLUCOPHAGE) 500 MG tablet              | 11/15/2016        | 11/16/16 1029 |
| nitroglycerin (NITROSTAT) 0.4 MG SL tablet        | More than a month | 11/16/16 1029 |
| ramipril (ALTACE) 10 MG capsule                   | 11/16/2016        | 11/16/16 1029 |

**Preprocedure Vitals**

Current as of 11/16/16 1121

|  |                                      |
|--|--------------------------------------|
| BP: 96/51  | Pulse: 53                            |
| Resp: 18   | SpO2: 99                             |
| Temp: 96.2 °F (35.7 °C)  |                                      |
| Height: 67" (1.702 m) (11/16/16)   | Weight: 100.7 kg (222 lb) (11/16/16) |
| BMI: 34.8  | IBW: 66.1 kg (145 lb 12.2 oz)        |
| Last edited 11/16/16 1121 by CH  |                                      |
| Currently displaying vitals information from multiple entries within 15 minutes of most recent vitals. |                                      |

**Blood Orders**

Ordered in last 14 days - Current as of 04/09/20 0952

No blood orders found

**Hematology Labs (Last 90 days)**

|     | 03/17 0914 |
|-----|------------|
| HGB | 13.3 ▼     |
| HCT | --         |
| Plt | --         |

**Electrolyte Labs (Last 90 days)**

|     | 03/17 0914 |
|-----|------------|
| K+  | 5.2 ^      |
| Na+ | --         |
| Cl- | --         |



WS Kennestone Urology  
 Procedure at Tower Road  
 300 Tower Road  
 STE 150  
 MARIETTA GA 30060-9404  
 Inpatient Record

Maurice, Eugene George  
 MRN: 561253820, DOB: 1/2/1949, Sex: M  
 Adm: 11/16/2016, D/C: 11/16/2016

**Anesthesia Encounter - Episode ID 17822655 (continued)**

**Electrolyte Labs (continued)** (Last 90 days)

03/17 0914

**Procedure Notes**

No procedure notes have been written.

**Preprocedure Note**

Last edited 11/16/16 1032 by Ashkan Yazdanpanah, DO  
 Date of Service 11/16/16 1030  
 Status: Signed

**Anesthesia Pre-op Evaluation**

**Patient Name:** Eugene G Maurice  
**Date of Birth:** 1/2/1949 **Age:** 67 yrs **Sex:** Male  
**MRN:** 561253820

**Pre-Assessment Information**

No Known Allergies

**Patient Active Problem List**

**Diagnosis**

- Family history of ischemic heart disease
- Hyperlipidemia
- Essential hypertension, benign
- PVD (peripheral vascular disease) (HCC)
- Obesity
- Hypertension
- CAD (coronary artery disease)
- Type 2 diabetes mellitus, controlled (HCC)

**Past Medical History**

**Diagnosis**

Date

- CAD (coronary artery disease)
- Coronary atherosclerosis of native coronary artery
- Diabetes mellitus (HCC)
- Essential hypertension, benign
- Family history of ischemic heart disease
- Hyperlipidemia
- Hypertension
- Infectious viral hepatitis  
*as teen/cannont recall what type*
- Obesity
- Other and unspecified hyperlipidemia
- Other symptoms involving cardiovascular system
- PVD (peripheral vascular disease) (HCC)



WS Kennestone Urology  
 Procedure at Tower Road  
 300 Tower Road  
 STE 150  
 MARIETTA GA 30060-9404  
 Inpatient Record

Maurice, Eugene George  
 MRN: 561253820, DOB: 1/2/1949, Sex: M  
 Adm: 11/16/2016, D/C: 11/16/2016

**Anesthesia Encounter - Episode ID 17822655 (continued)**

**Preprocedure Note (continued)**

**Past Surgical History**

| Procedure                                      | Laterality | Date   |
|--|------------|--------|
| • Appendectomy                                 |            |        |
| • Coronary artery bypass graft<br>X6           |            | 1992   |
| • Carotid endarterectomy<br>x2                 |            |        |
| • Coronary stent placement<br>sheikh           |            | 2014   |
| • Colonoscopy<br>as of 9/2014 has not had this |            |        |
| • Shingles                                     |            | 9/2015 |

**Social History Main Topics**

- Smoking status: Former Smoker
  - Packs/day: 1.00
  - Years: 25.00
  - Types: Cigarettes
  - Quit date: 4/7/1992
- Smokeless tobacco: Never Used
- Alcohol use: Yes
- Drug use: No
- Sexual activity: Not on file

Documented NPO status:  
 No Data Recorded

**Pre-operative Evaluation**

**Review of Systems/Medical History**

**General:** Patient summary reviewed and Nursing notes reviewed.

**Anesthesia History:**

**Cardiovascular:**

(+) hypertension: CAD,

**Pulmonary:** Negative ROS

**Neuro/Psych:** - Negative ROS



WS Kennestone Urology  
Procedure at Tower Road  
300 Tower Road  
STE 150  
MARIETTA GA 30060-9404  
Inpatient Record

Maurice, Eugene George  
MRN: 561253820, DOB: 1/2/1949, Sex: M  
Adm: 11/16/2016, D/C: 11/16/2016

---

**Anesthesia Encounter - Episode ID 17822655 (continued)**

---

**Preprocedure Note (continued)**

---

**GI/Hepatic/Renal:**

(+) hepatitis, liver disease,

**Endo/Other:**

(+) diabetes mellitus Type 2,

**Physical Exam**

**Airway:**

Mallampati: II  
Neck ROM: full  
TM distance: >3 FB

**Dental:**

Patient aware of dental risks.

**Anesthesia Plan**

**ASA: 2**

**Anesthetic Plan: MAC**

**Airway Management: supplemental O2**

**Induction: Intravenous**

**Anesthetic plan and risks discussed with: Patient.**





WS Kennestone Urology  
 Procedure at Tower Road  
 300 Tower Road  
 STE 150  
 MARIETTA GA 30060-9404  
 Inpatient Record

Maurice, Eugene George  
 MRN: 561253820, DOB: 1/2/1949, Sex: M  
 Adm: 11/16/2016, D/C: 11/16/2016

**Anesthesia Encounter - Episode ID 17822655 (continued)**

**Preprocedure Note (continued)**

**All Postprocedure Notes**

Last edited 11/16/16 1121 by Ashkan Yazdanpanah, DO  
 Date of Service 11/16/16 1121  
 Status: Signed

Patient: Eugene G Maurice  
 \* No procedures listed \*  
 Anesthesia type: MAC

Patient location: PACU

Last vitals:

Vitals:

11/16/16 1116  
 BP: (!) 93/46  
 Pulse: 54  
 Resp: 18  
 Temp: 35.7 °C (96.2 °F)  
 SpO2: 98%

Post vital signs: stable

Level of consciousness: awake, alert, oriented and pre-op baseline

Post-anesthesia pain: adequate analgesia

Airway patency: patent

Respiratory: unassisted

Cardiovascular: stable and blood pressure at baseline

Hydration: euvolemic

Nausea and vomiting: no signs of nausea and vomiting

Anesthesia complications: no

Electronically signed by Ashkan Yazdanpanah, DO at 11/16/2016 11:21 AM

**Attestation Information**

| Staff Name             | Date     | Time | Type                     |
|------------------------|----------|------|--------------------------|
| Ashkan Yazdanpanah, DO | 11/16/16 | 1032 | Pre-Induction Assessment |
| Ashkan Yazdanpanah, DO | 11/16/16 | 1033 | Present for MAC          |

**Medications**

| Medication                                  | Rate/Dose/Volume | Action | Date Time     | Administering User     | Audit |
|---|------------------|--------|---------------|------------------------|-------|
| propofol (DIPRIVAN) 10 mg/mL injection (mg) | 200 mg           | Given  | 11/16/16 1109 | Ashkan Yazdanpanah, DO |       |
| lidocaine 2% injection (mg)                 | 40 mg            | Given  | 11/16/16 1105 | Ashkan Yazdanpanah, DO |       |

**Signoff Status**

None





WS Kennestone Urology  
Procedure at Tower Road  
300 Tower Road  
STE 150  
MARIETTA GA 30060-9404  
Anesthesia Report

Maurice, Eugene George  
MRN: 561253820, DOB: 1/2/1949, Sex: M  
Adm: 11/16/2016, D/C: 11/16/2016

**Flowsheets (all recorded)**

**Agents**

| Row Name | 11/16/16 1113 | 11/16/16 1105 |
|----------|---------------|---------------|
| Agents   |               |               |
| O2       | 0 L/min -AY   | 4 L/min -AY   |



WS Kennestone Urology  
Procedure at Tower Road  
300 Tower Road  
STE 150  
MARIETTA GA 30060-9404  
Anesthesia Report

Maurice, Eugene George  
MRN: 561253820, DOB: 1/2/1949, Sex: M  
Adm: 11/16/2016, D/C: 11/16/2016

Flowsheets (all recorded)

Anesthesia Checklist

| Row Name             | 11/16/16 0000   |
|----------------------|---|
| Anesthesia Checklist |   |
| Monitors In Use      | Anesthesia apparatus checked;Pulse oximeter;O2 analyzer -AY |
| NIBP Site            | Arm R -AY   |
| Cardiac              | EKG -AY   |
| Leads                | 3 -AY   |



WS Kennestone Urology  
Procedure at Tower Road  
300 Tower Road  
STE 150  
MARIETTA GA 30060-9404  
Anesthesia Report

Maurice, Eugene George  
MRN: 561253820, DOB: 1/2/1949, Sex: M  
Adm: 11/16/2016, D/C: 11/16/2016

**Flowsheets (all recorded)**

**Agents**

| Row Name | 11/16/16 1113 | 11/16/16 1105 |
|----------|---------------|---------------|
| Agents   |               |               |
| O2       | 0 L/min -AY   | 4 L/min -AY   |



WS Kennestone Urology  
Procedure at Tower Road  
300 Tower Road  
STE 150  
MARIETTA GA 30060-9404  
Anesthesia Report

Maurice, Eugene George  
MRN: 561253820, DOB: 1/2/1949, Sex: M  
Adm: 11/16/2016, D/C: 11/16/2016

**Flowsheets (all recorded)**

**BP/Pulse**

| Row Name | 11/16/16 1110 |
|----------|---------------|
| BP/Pulse |               |
| NIBP     | 119/72 -AY    |
| Pulse    | 56 -AY        |



WS Kennestone Urology  
 Procedure at Tower Road  
 300 Tower Road  
 STE 150  
 MARIETTA GA 30060-9404  
 Anesthesia Report

Maurice, Eugene George  
 MRN: 561253820, DOB: 1/2/1949, Sex: M  
 Adm: 11/16/2016, D/C: 11/16/2016

**Flowsheets (all recorded)**

**Anesthesia Monitoring**

| Row Name           | 11/16/16 1110              | 11/16/16 1106              |
|--------------------|----------------------------|----------------------------|
| <b>Assessment</b>  |                            |                            |
| EKG                | Normal Sinus Rhythm<br>-AY | Normal Sinus Rhythm<br>-AY |
| <b>Respiratory</b> |                            |                            |
| Vent Mode          | Spontaneous -AY            | Spontaneous -AY            |
| <b>OTHER</b>       |                            |                            |
| SpO2               | —                          | 99 % -AY                   |

**User Key**

(r) = Recorded By, (t) = Taken By, (c) = Cosigned By

| Initials | Name                   | Effective Dates     |
|----------|------------------------|---------------------|
| AY       | Ashkan Yazdanpanah, DO | 11/16/16 - 12/06/16 |

**Flowsheet Notes**

No notes of this type exist for this encounter.

**Encounter-Level E-Signatures:**

No documentation.

**Nursing - Orders and Results**

**PATIENT EDUCATION (SPECIFY) [645208499]**

Electronically signed by: **David M Schmidt, MD on 11/16/16 1518**  
 Mode: Ordering in Per protocol: cosign required mode  
 Ordering user: C D Allen, RN 11/10/16 1346  
 Authorized by: David M Schmidt, MD  
 Quantity: 1  
 Discontinued by: Automatic Discharge Provider 11/24/16 0410 [Patient Discharge]  
 Order comments: On preparation for the procedure as well as discharge instructions

Communicated by: C D Allen, RN  
 Ordering provider: David M Schmidt, MD  
 Ordering mode: Per protocol: cosign required  
 Instance released by: Sharon H Crider, RN (auto-released) 11/16/2016 10:21 AM

Status: **Discontinued**

**MAINTAIN IV ACCESS [645968761]**

Electronically signed by: **Ashkan Yazdanpanah, DO on 11/16/16 1505**  
 Mode: Ordering in Per protocol: cosign required mode  
 Ordering user: Sharon H Crider, RN 11/16/16 1022  
 Authorized by: Ashkan Yazdanpanah, DO  
 Quantity: 1  
 Discontinued by: Automatic Discharge Provider 11/24/16 0410 [Patient Discharge]

Communicated by: Sharon H Crider, RN  
 Ordering provider: Ashkan Yazdanpanah, DO  
 Ordering mode: Per protocol: cosign required  
 Instance released by: Charlotte Hayes, RN (auto-released) 11/16/2016 10:44 AM

Status: **Discontinued**

**PATIENT EDUCATION (SPECIFY) [645968779]**

Electronically signed by: **David M Schmidt, MD on 11/16/16 1119**  
 Ordering user: David M Schmidt, MD 11/16/16 1119  
 Authorized by: David M Schmidt, MD  
 Quantity: 1  
 Discontinued by: Automatic Discharge Provider 11/24/16 0410 [Patient Discharge]

Ordering provider: David M Schmidt, MD  
 Ordering mode: Standard  
 Instance released by: Charlotte Hayes, RN (auto-released) 11/16/2016 11:22 AM

Status: **Discontinued**

**NURSING OXYGEN ORDERS/INSTRUCTIONS [645968780]**

Electronically signed by: **David M Schmidt, MD on 11/16/16 1119**  
 Ordering user: David M Schmidt, MD 11/16/16 1119  
 Authorized by: David M Schmidt, MD  
 Quantity: 1  
 Discontinued by: Automatic Discharge Provider 11/24/16 0410 [Patient Discharge]  
 Order comments: Discontinue when pulse ox greater than 90%

Ordering provider: David M Schmidt, MD  
 Ordering mode: Standard  
 Instance released by: Charlotte Hayes, RN (auto-released) 11/16/2016 11:22 AM

Status: **Discontinued**

**NURSING COMMUNICATION [645968781]**



WS Kennestone Urology  
Procedure at Tower Road  
300 Tower Road  
STE 150  
MARIETTA GA 30060-9404  
Anesthesia Report

Maurice, Eugene George  
MRN: 561253820, DOB: 1/2/1949, Sex: M  
Adm: 11/16/2016, D/C: 11/16/2016

**Nursing - Orders and Results (continued)**

**NURSING COMMUNICATION [645968781] (continued)**

Electronically signed by: **David M Schmidt, MD on 11/16/16 1119** Status: **Discontinued**  
Ordering user: David M Schmidt, MD 11/16/16 1119  
Authorized by: David M Schmidt, MD  
Quantity: 1  
Discontinued by: Automatic Discharge Provider 11/24/16 0410 [Patient Discharge]  
Order comments: After patient meets criteria.  
Ordering provider: David M Schmidt, MD  
Ordering mode: Standard  
Instance released by: Charlotte Hayes, RN (auto-released) 11/16/2016 11:22 AM

**DISCHARGE DIET [645968770]**

Electronically signed by: **David M Schmidt, MD on 11/16/16 1119** Status: **Active**  
Ordering user: David M Schmidt, MD 11/16/16 1119  
Authorized by: David M Schmidt, MD  
Frequency: Routine 11/16/16 -  
Released by: Charlotte Hayes, RN 11/16/16 1122  
Acknowledged: Charlotte Hayes, RN 11/16/16 1122 for Placing Order  
Order comments: Resume previous diet  
Ordering provider: David M Schmidt, MD  
Ordering mode: Standard  
Quantity: 1

**DISCHARGE ACTIVITY [645968771]**

Electronically signed by: **David M Schmidt, MD on 11/16/16 1119** Status: **Active**  
Ordering user: David M Schmidt, MD 11/16/16 1119  
Authorized by: David M Schmidt, MD  
Frequency: Routine 11/16/16 -  
Released by: Charlotte Hayes, RN 11/16/16 1122  
Acknowledged: Charlotte Hayes, RN 11/16/16 1122 for Placing Order  
Order comments: Resume previous activity  
Ordering provider: David M Schmidt, MD  
Ordering mode: Standard  
Quantity: 1

**DISCHARGE FOLLOW UP [645968772]**

Electronically signed by: **David M Schmidt, MD on 11/16/16 1119** Status: **Active**  
Ordering user: David M Schmidt, MD 11/16/16 1119  
Authorized by: David M Schmidt, MD  
Frequency: Routine 11/16/16 -  
Released by: Charlotte Hayes, RN 11/16/16 1122  
Acknowledged: Charlotte Hayes, RN 11/16/16 1122 for Placing Order  
Order comments: .  
Ordering provider: David M Schmidt, MD  
Ordering mode: Standard  
Quantity: 1

**IV - Orders and Results**

**INSERT PERIPHERAL IV [645968760]**

Electronically signed by: **Ashkan Yazdanpanah, DO on 11/16/16 1505** Status: **Discontinued**  
Mode: Ordering in Per protocol: cosign required mode  
Ordering user: Sharon H Crider, RN 11/16/16 1022  
Authorized by: Ashkan Yazdanpanah, DO  
Quantity: 1  
Discontinued by: Automatic Discharge Provider 11/24/16 0410 [Patient Discharge]  
Communicated by: Sharon H Crider, RN  
Ordering provider: Ashkan Yazdanpanah, DO  
Ordering mode: Per protocol: cosign required  
Instance released by: Charlotte Hayes, RN (auto-released) 11/16/2016 10:44 AM

**INT [645968762]**

Electronically signed by: **Ashkan Yazdanpanah, DO on 11/16/16 1505** Status: **Discontinued**  
Mode: Ordering in Per protocol: cosign required mode  
Ordering user: Sharon H Crider, RN 11/16/16 1022  
Authorized by: Ashkan Yazdanpanah, DO  
Quantity: 1  
Discontinued by: Automatic Discharge Provider 11/24/16 0410 [Patient Discharge]  
Communicated by: Sharon H Crider, RN  
Ordering provider: Ashkan Yazdanpanah, DO  
Ordering mode: Per protocol: cosign required  
Instance released by: Charlotte Hayes, RN (auto-released) 11/16/2016 10:44 AM

**DISCONTINUE IV [645968778]**

Electronically signed by: **David M Schmidt, MD on 11/16/16 1119** Status: **Discontinued**  
Ordering user: David M Schmidt, MD 11/16/16 1119  
Authorized by: David M Schmidt, MD  
Quantity: 1  
Discontinued by: Automatic Discharge Provider 11/24/16 0410 [Patient Discharge]  
Ordering provider: David M Schmidt, MD  
Ordering mode: Standard  
Instance released by: Charlotte Hayes, RN (auto-released) 11/16/2016 11:22 AM





WS Kennestone Urology  
 Procedure at Tower Road  
 300 Tower Road  
 STE 150  
 MARIETTA GA 30060-9404  
 Anesthesia Report

Maurice, Eugene George  
 MRN: 561253820, DOB: 1/2/1949, Sex: M  
 Adm: 11/16/2016, D/C: 11/16/2016

**IV - Orders and Results (continued)**

**Discharge - Orders and Results**

**DISCHARGE PATIENT [645968777]**

Electronically signed by: **David M Schmidt, MD on 11/16/16 1119** Status: **Completed**  
 Ordering user: David M Schmidt, MD 11/16/16 1119  
 Authorized by: David M Schmidt, MD  
 Quantity: 1  
 Ordering provider: David M Schmidt, MD  
 Ordering mode: Standard  
 Instance released by: Charlotte Hayes, RN (auto-released) 11/16/2016 11:22 AM

**Imaging - Orders and Results**

**KUP PROSTATE BIOPSY W NDL [645208494]**

Electronically signed by: **Beau N Dusseault, MD on 10/06/16 0936** Status: **Completed**  
 Ordering user: Beau N Dusseault, MD 10/06/16 0936  
 Ordering mode: Standard  
 Quantity: 1  
 Instance released by: Chastity Payton 11/16/2016 9:33 AM  
 Diagnoses  
 Elevated PSA [R97.20]  
 Authorized by: Beau N Dusseault, MD  
 Lab status: Final result

**Questionnaire**

| Question   | Answer |
|--|--------|
| Do you have a joint replacement, pacemaker, or any hardware?                                   | No     |
| Have you ever had MRSA or VRE?   | No     |
| Have you had C-Diff with active diarrhea or been on treatment for C-diff in the last 6 months? | No     |

Scheduling instructions  
 Needs cardiac clearance from sheikh for blood thinners  
 12 cores; TRUS at time of bx  
 Clinical stage: T1c  
 PSA: 5.3  
 Abx: cipro, gent  
 With anesthesia

**KUP PROSTATE BIOPSY W NDL [645208494]**

Resulted: 11/16/16 1120, Result status: Final result

Order status: Completed  
 Filed by: David M Schmidt, MD 11/16/16 1121  
 Accession number: 27746907  
 Narrative:  
 Resulted by: David M Schmidt, MD  
 Performed: 11/16/16 1107 - 11/16/16 1111  
 Result details

**OPERATIVE NOTE**

Name: Eugene G Maurice  
 DOB: 1/2/1949  
 MRN: 561253820  
 DOS: 11/16/2016

Pre-operative Diagnosis: Elevated PSA.

Post-operative Diagnosis: same  
 Surgeon: David M Schmidt, MD

Assistants: None

- Operation:
1. Transrectal ultrasound for guidance of prostate biopsies
  2. Transrectal prostate biopsies
  3. Periprostatic block for postoperative pain control  
 (55700, 76942, 64450)

Indications: Eugene G Maurice is a 67 y.o. male who presents for the above procedure due to the above diagnosis. I discussed risks, benefits and alternative treatments with the patient and the patient elected to proceed with the documented plan. All questions were answered. PSA 40.3 ng/mL.

Anesthesia: IV sedation  
 Complications: None



WS Kennestone Urology  
Procedure at Tower Road  
300 Tower Road  
STE 150  
MARIETTA GA 30060-9404  
Anesthesia Report

Maurice, Eugene George  
MRN: 561253820, DOB: 1/2/1949, Sex: M  
Adm: 11/16/2016, D/C: 11/16/2016

### Imaging - Orders and Results (continued)

EBL: less than 5 mL  
IVF: Maintenance  
UOP: Unquantifiable

Specimen: 12 cores of prostate tissue labeled by sextant

#### Findings:

1. Prostate size: 40.3 cubic centimeters by TRUS
2. Asymmetry of the prostate: no
3. Capsule intact: yes
4. Hypoechoic lesions or hyperechoic lesion: No
5. Seminal vesicles: normal

#### Technique:

The patient confirmed compliance with preoperative enema and antibiotic. The patient was taken to the operative suite. After time out the patient underwent IV sedation per anesthesia. He was then placed in a lateral decubitus position. He was prepped and draped in the standard fashion left lateral decubitus position and time out was performed.

Perioperative antibiotics were given prior to the procedure.

The 7.7 MHz ultrasound probe (GE Model RT 3200 machine) was then placed in the rectum without difficulty. Subsequently 5 mL of 1% plain Marcaine was infiltrated using a spinal needle and ultrasonic guidance into the junction of the seminal vesicle and prostate gland on each side for intraoperative and post operative pain control.

Next, sequential transverse (axial) scans were made in small increments beginning at the seminal vesicles and ending at the prostate apex. Sequential longitudinal (sagittal) scans were made in small increments beginning at the right lateral prostate and ending at the left lateral prostate. Excellent anatomical imaging was obtained with peripheral, transitional, and central zones well defined, as well as the seminal vesicles.

12 biopsies were performed in total. 6 biopsies were obtained from the lateral part of each lobe at the apex, mid-gland, and base. 6 biopsies were additionally taken from the medial part of each lobe spaced evenly from apex to base. Care was taken to avoid the urethra and bladder. Excellent biopsy specimens were obtained. The procedure was tolerated well and the patient transported to recovery in stable condition.

Appropriate patient post procedure education was provided prior to discharge.

#### Disposition:

1. Follow up path to Dr Dusseault
2. Discharge condition: good
3. Medications: no new medications
4. Diet: resume previous
5. Activity: resume previous

David M Schmidt, MD  
WellStar Kennestone Urology Procedure Center  
300 Tower Road  
Marietta GA 30060-9405  
Dept: 770-428-4475  
Dept Fax: 678-594-0072

Acknowledged by: Beau N Dusseault, MD on 11/16/16 1556

### Pathology and Cytology - Orders and Results



WS Kennestone Urology  
 Procedure at Tower Road  
 300 Tower Road  
 STE 150  
 MARIETTA GA 30060-9404  
 Anesthesia Report

Maurice, Eugene George  
 MRN: 561253820, DOB: 1/2/1949, Sex: M  
 Adm: 11/16/2016, D/C: 11/16/2016

**Pathology and Cytology - Orders and Results (continued)**

**SURGICAL PATHOLOGY-KH [645968785]**

Electronically signed by: **Interface, Lab In Copath on 11/16/16 1426**  
 Ordering user: Interface, Lab In Copath 11/16/16 1426  
 Authorized by: Beau N Dusseault, MD  
 Quantity: 1  
 Instance released by: (auto-released) 11/16/2016 2:26 PM

Ordering provider: Beau N Dusseault, MD  
 Ordering mode: Standard  
 Lab status: Final result

Status: **Completed**

**Specimen Information**

| Type   | Source | Collected By  |
|--|--------|---------------|
|  |        | 11/16/16 1425 |
| Comment: PROSTATE BIOPSY, 1ST SPECIMEN&NO CHARGE&NO CHARGE&NO CHARGE&NO CHARGE |        |               |

**SURGICAL PATHOLOGY-KH [645968785]**

Resulted: 11/18/16 1642, Result status: Final result

Ordering provider: Beau N Dusseault, MD 11/16/16 1426  
 Filed by: Interface, Lab In Copath 11/18/16 1643  
 Result details  
 Acknowledged by  
 Beau N Dusseault, MD on 11/18/16 1644  
 Farrah Khan, MA on 11/21/16 0920  
 Lisa L. Thompson on 08/21/17 1155

Order status: Completed  
 Resulting lab: WELLSTAR

**Specimen Information**

| Type   | Source | Collected By  |
|--|--------|---------------|
|  |        | 11/16/16 1425 |
| Comment: PROSTATE BIOPSY, 1ST SPECIMEN&NO CHARGE&NO CHARGE&NO CHARGE&NO CHARGE |        |               |

**Components**

| Component             | Value | Reference Range | Flag | Lab      |
|-----------------------|-------|-----------------|------|----------|
| SURGICAL PATHOLOGY-KH |       |                 |      | Wellstar |

Comment:  
 WellStar Kennestone Hospital  
 677 Church Street  
 Marietta, Georgia 30060  
 Phone Number: (770) 793-5505  
 Fax Number: (770) 793-7919 David Schlosnagle, M.D., Laboratory Director  
 Patient Name: MAURICE, EUGENE G Accession #: KS16-19418 Patient #: 2065492454\561253820\1\1\ MRN. #: 561253820 Sex: M Location: UASC (KH)  
 DOB/Age: 1/2/1949 (Age: 67) Location: UASC (KH) Client: Wellstar Kennestone  
 Hospital Received: 11/16/2016 Admitting Date: 11/16/2016 Collected: 11/16/2016  
 Final Report: 11/18/2016 16:42 Order Physician: BEAU N DUSSEAULT Admit MD: DAVID  
 M SCHMIDT Other Inst: <Not Provided> Copy To: <Not Provided>

**SURGICAL PATHOLOGY-KH REPORT**

Pre-Operative Diagnosis:

<Not Provided>

Post-Operative Diagnosis:

<Not Provided>

Clinical History:

790.93 Elevated PSA; value (5.3); DECIPHER

Specimen:

Prostate biopsy x12

Gross Description:

| Specimen    | Labeled        | Core(s) length (mm) | Cassette |
|-------------|----------------|---------------------|----------|
| 1.          |                |                     |          |
| Maurice     | LB 14          | 1A                  |          |
| 2. Maurice  | LM 18          | 2A                  |          |
| 3. Maurice  | LA 14          | 3A                  |          |
| 4. Maurice  | RB 13          | 4A                  |          |
| 5. Maurice  | RM 13          | 5A                  |          |
| 6. Maurice  | RA 4 and 6     | 6A                  |          |
| 7. Maurice  | LLB 12         | 7A                  |          |
| 8. Maurice  | LLM 1.5 and 12 | 8A                  |          |
| 9. Maurice  | LLA 13         | 9A                  |          |
| 10. Maurice | RLB 14         | 10A                 |          |
| 11. Maurice | RLM 12         | 11A                 |          |
| 12. Maurice | RLA 13         | 12A                 |          |

All specimens received in formalin and consist of tan cylinders approximately 0.1 cm diameter. The specimens are inked orange. HL/zc/klf  
 11/16/16

**Pathology and Cytology - Orders and Results (continued)**

Microscopic Description:

1-12. Microscopic examination of the material identified as above has been performed and the histologic findings incorporated into the final diagnosis.  
ACP/rcd 11/18/16

A PIN4 multiplex immunohistochemical stain (CK5, CK14, p63 and P504S) is performed on blocks 2A, 8A, 9A and 11A. Demonstration of staining of basal cells surrounding the glands of interest and lack of overexpression of p504s support the final diagnosis. Appropriate controls were performed, reviewed and found to exhibit the expected reactivity.

Final Diagnosis:

PROSTATE BIOPSY X 12: BENIGN

1. PROSTATE, LEFT BASE, CORE BIOPSY:
  - BENIGN PROSTATIC TISSUE WITH ATROPHY.
2. PROSTATE, LEFT MID, CORE BIOPSY:
  - BENIGN PROSTATIC TISSUE.
  
3. PROSTATE, LEFT APEX, CORE BIOPSY:
  - BENIGN PROSTATIC TISSUE WITH CHRONIC INFLAMMATION AND ATROPHY.
4. PROSTATE, RIGHT BASE, CORE BIOPSY:
  - BENIGN PROSTATIC TISSUE.
5. PROSTATE, RIGHT MID, CORE BIOPSY:
  - BENIGN PROSTATIC TISSUE WITH ACUTE AND CHRONIC INFLAMMATION.
6. PROSTATE, RIGHT APEX, CORE BIOPSY:
  - BENIGN PROSTATIC TISSUE.
7. PROSTATE, LEFT LATERAL BASE, CORE BIOPSY:
  - BENIGN PROSTATIC TISSUE WITH ATROPHY.
8. PROSTATE, LEFT LATERAL MID, CORE BIOPSY:
  - BENIGN PROSTATIC TISSUE.
9. PROSTATE, LEFT LATERAL APEX, CORE BIOPSY:
  - BENIGN PROSTATIC TISSUE.
10. PROSTATE, RIGHT LATERAL BASE, CORE BIOPSY:
  - BENIGN PROSTATIC TISSUE.
11. PROSTATE, RIGHT LATERAL MID, CORE BIOPSY:
  - BENIGN PROSTATIC TISSUE.
12. PROSTATE, RIGHT LATERAL APEX, CORE BIOPSY:
  - BENIGN PROSTATIC TISSUE.

\*\*\*\*Electronically Signed Out By\*\*\*\* Aimee C. Popp, M.D.  
ACP 11/18/2016

Aimee C.

Popp, M.D.  
CPT: 1: G0416  
11: 88344  
2: 88344  
8: 88344  
9: 88344

View Image (below)



WS Kennestone Urology  
 Procedure at Tower Road  
 300 Tower Road  
 STE 150  
 MARIETTA GA 30060-9404  
 Anesthesia Report

Maurice, Eugene George  
 MRN: 561253820, DOB: 1/2/1949, Sex: M  
 Adm: 11/16/2016, D/C: 11/16/2016

**Pathology and Cytology - Orders and Results (continued)**

**WellStar Kennestone Hospital**  
 677 Church Street  
 Marietta, Georgia 30060

Phone Number: (770) 793-5505  
 Fax Number: (770) 793-7919

David Schlosnagle, M.D., Laboratory Director

|  |                                      |                                |
|--|--------------------------------------|--------------------------------|
| Patient Name: <b>MAURICE, EUGENE G</b> | MRN. #: 561253820                    | Accession #: <b>KS16-19418</b> |
| Patient #: 2065492454\561253820\1\1\   | DOB/Age: 1/2/1949 (Age: 67)          | Sex: M                         |
| Location: UASC (KH)                    | Client: Wellstar Kennestone Hospital | Received: 11/16/2016           |
| Location: UASC (KH)                    | Collected: 11/16/2016                | Final Report: 11/18/2016 16:42 |
| Admitting Date: 11/16/2016             | Admit MD: DAVID M SCHMIDT            | Other Inst: <Not Provided>     |
| Order Physician: BEAU N DUSSEAULT      | Copy To: <Not Provided>              |                                |

**SURGICAL PATHOLOGY-KH REPORT**

**Pre-Operative Diagnosis:**  
 <Not Provided>

**Post-Operative Diagnosis:**  
 <Not Provided>

**Clinical History:**  
 790.93 Elevated PSA; value (5.3); DECIPHER

**Specimen:**  
 Prostate biopsy x12

**Gross Description:**

| Specimen    | Labeled | Core(s) length (mm) | Cassette |
|-------------|---------|---------------------|----------|
| 1. Maurice  | LB      | 14                  | 1A       |
| 2. Maurice  | LM      | 18                  | 2A       |
| 3. Maurice  | LA      | 14                  | 3A       |
| 4. Maurice  | RB      | 13                  | 4A       |
| 5. Maurice  | RM      | 13                  | 5A       |
| 6. Maurice  | RA      | 4 and 6             | 6A       |
| 7. Maurice  | LLB     | 12                  | 7A       |
| 8. Maurice  | LLM     | 1.5 and 12          | 8A       |
| 9. Maurice  | LLA     | 13                  | 9A       |
| 10. Maurice | RLB     | 14                  | 10A      |
| 11. Maurice | RLM     | 12                  | 11A      |
| 12. Maurice | RLA     | 13                  | 12A      |

All specimens received in formalin and consist of tan cylinders approximately 0.1 cm diameter. The specimens are inked orange. HL/zc/kit 11/16/16

**Microscopic Description:**

1-12. Microscopic examination of the material identified as above has been performed and the histologic findings incorporated into the final diagnosis. ACP/rcd 11/18/16  
 A PIN4 multiplex immunohistochemical stain (CK5, CK14, p63 and P504S) is performed on blocks 2A, 8A, 9A and 11A. Demonstration of staining of basal cells surrounding the glands of interest and lack of overexpression of p504s support the final diagnosis. Appropriate controls were performed, reviewed and found to exhibit the expected reactivity.

MAURICE, EUGENE G  
 Page 1 of 3  
 561253820

SURGICAL PATHOLOGY-KH REPORT

KS16-19418





WS Kennestone Urology  
Procedure at Tower Road  
300 Tower Road  
STE 150  
MARIETTA GA 30060-9404  
Anesthesia Report

Maurice, Eugene George  
MRN: 561253820, DOB: 1/2/1949, Sex: M  
Adm: 11/16/2016, D/C: 11/16/2016

**Pathology and Cytology - Orders and Results (continued)**

**WellStar Kennestone Hospital**  
Phone Number: (770) 793-5505      677 Church Street  
Fax Number: (770) 793-7919      Marietta, Georgia 30060      David Schlosnagle, M.D., Laboratory Director

**Final Diagnosis:**

PROSTATE BIOPSY X 12: BENIGN

1. PROSTATE, LEFT BASE, CORE BIOPSY:  
- BENIGN PROSTATIC TISSUE WITH ATROPHY.
2. PROSTATE, LEFT MID, CORE BIOPSY:  
- BENIGN PROSTATIC TISSUE.
3. PROSTATE, LEFT APEX, CORE BIOPSY:  
- BENIGN PROSTATIC TISSUE WITH CHRONIC INFLAMMATION AND ATROPHY.
4. PROSTATE, RIGHT BASE, CORE BIOPSY:  
- BENIGN PROSTATIC TISSUE.
5. PROSTATE, RIGHT MID, CORE BIOPSY:  
- BENIGN PROSTATIC TISSUE WITH ACUTE AND CHRONIC INFLAMMATION.
6. PROSTATE, RIGHT APEX, CORE BIOPSY:  
- BENIGN PROSTATIC TISSUE.
7. PROSTATE, LEFT LATERAL BASE, CORE BIOPSY:  
- BENIGN PROSTATIC TISSUE WITH ATROPHY.
8. PROSTATE, LEFT LATERAL MID, CORE BIOPSY:  
- BENIGN PROSTATIC TISSUE.
9. PROSTATE, LEFT LATERAL APEX, CORE BIOPSY:  
- BENIGN PROSTATIC TISSUE.
10. PROSTATE, RIGHT LATERAL BASE, CORE BIOPSY:  
- BENIGN PROSTATIC TISSUE.
11. PROSTATE, RIGHT LATERAL MID, CORE BIOPSY:  
- BENIGN PROSTATIC TISSUE.
12. PROSTATE, RIGHT LATERAL APEX, CORE BIOPSY:  
- BENIGN PROSTATIC TISSUE.

\*\*\*\*Electronically Signed Out By Aimee C. Popp, M.D.\*\*\*\*  
Aimee C. Popp, M.D.

ACP 11/18/2016

CPT: 1: G0416  
11: 88344  
2: 88344  
8: 88344

MAURICE, EUGENE G  
2 of 3  
561253820

**SURGICAL PATHOLOGY-KH REPORT**

KS16-19418 Page



WS Kennestone Urology  
 Procedure at Tower Road  
 300 Tower Road  
 STE 150  
 MARIETTA GA 30060-9404  
 Anesthesia Report

Maurice, Eugene George  
 MRN: 561253820, DOB: 1/2/1949, Sex: M  
 Adm: 11/16/2016, D/C: 11/16/2016

**Pathology and Cytology - Orders and Results (continued)**

WellStar Kennestone Hospital  
 Phone Number: (770) 793-5505      677 Church Street  
 Fax Number: (770) 793-7919      Marietta, Georgia 30060      David Schlosnagle, M.D., Laboratory Director

9: 88344

MAURICE, EUGENE G      **SURGICAL PATHOLOGY-KH REPORT**      KS16-19418      Page  
 3 of 3  
 561253820      END OF REPORT

**CORE MEASURES - Orders and Results**

**REASON FOR NO MECHANICAL PROPHYLAXIS [645208500]**

Electronically signed by: **David M Schmidt, MD on 11/16/16 1518**      Status: **Completed**  
 Mode: Ordering in Per protocol: cosign required mode      Communicated by: C D Allen, RN  
 Ordering user: C D Allen, RN 11/10/16 1346      Ordering provider: David M Schmidt, MD



WS Kennestone Urology  
 Procedure at Tower Road  
 300 Tower Road  
 STE 150  
 MARIETTA GA 30060-9404  
 Anesthesia Report

Maurice, Eugene George  
 MRN: 561253820, DOB: 1/2/1949, Sex: M  
 Adm: 11/16/2016, D/C: 11/16/2016

**CORE MEASURES - Orders and Results (continued)**

**REASON FOR NO MECHANICAL PROPHYLAXIS [645208500] (continued)**

Authorized by: David M Schmidt, MD  
 Quantity: 1

Ordering mode: Per protocol: cosign required  
 Instance released by: Sharon H Crider, RN (auto-released) 11/16/2016 10:21 AM

**Questionnaire**

| Question                              | Answer  |
|---------------------------------------|---|
| If SCDs NOT ordered, indicate reason: | Total Risk Factor Score less than or equal to 1 |

**REASON FOR NO VTE PROPHYLAXIS AT ADMISSION [645968753]**

Electronically signed by: David M Schmidt, MD on 11/16/16 1518  
 Mode: Ordering in Per protocol: cosign required mode  
 Ordering user: C D Allen, RN 11/10/16 1346  
 Authorized by: David M Schmidt, MD  
 Quantity: 1

Status: **Completed**

Communicated by: C D Allen, RN  
 Ordering provider: David M Schmidt, MD  
 Ordering mode: Per protocol: cosign required  
 Instance released by: Sharon H Crider, RN (auto-released) 11/16/2016 10:21 AM

**Questionnaire**

| Question  | Answer   |
|---|--|
| Reason for no pharm VTE prophylaxis at admission? | Patient is at low risk for VTE - No pharm VTE Prophylaxis required |

**Point of Care Testing-Docked Device - Orders and Results**

**POC FINGER STICK GLUCOSE [645968765]**

Electronically signed by: Interface, Lab In Sunquest on 11/16/16 1048  
 Ordering user: Interface, Lab In Sunquest 11/16/16 1048  
 Authorized by: David M Schmidt, MD  
 Quantity: 1  
 Instance released by: (auto-released) 11/16/2016 10:49 AM

Status: **Completed**

Ordering provider: David M Schmidt, MD  
 Ordering mode: Standard  
 Lab status: Final result

**Specimen Information**

| Type | Source | Collected By  |
|------|--------|---------------|
|      |        | 11/16/16 1048 |

**POC FINGER STICK GLUCOSE [645968765] (Abnormal)**

Resulted: 11/16/16 1049, Result status: Final result

Ordering provider: David M Schmidt, MD 11/16/16 1048  
 Filed by: Interface, Lab In Sunquest 11/16/16 1049  
 External ID: W14341764  
 Acknowledged by: David M Schmidt, MD on 11/16/16 1513

Order status: Completed  
 Resulting lab: WS KENNESTONE HOSPITAL LAB  
 Result details

**Specimen Information**

| Type | Source | Collected By  |
|------|--------|---------------|
|      |        | 11/16/16 1048 |

**Components**

| Component        | Value | Reference Range | Flag | Lab   |
|------------------|-------|-----------------|------|-------|
| GLUCOSE, BEDSIDE | 109   | 70 - 99 mg/dL   | H ^  | KHLAB |

**POC FINGER STICK GLUCOSE [645968783]**

Electronically signed by: Interface, Lab In Sunquest on 11/16/16 1154  
 Ordering user: Interface, Lab In Sunquest 11/16/16 1154  
 Authorized by: David M Schmidt, MD  
 Quantity: 1  
 Instance released by: (auto-released) 11/16/2016 11:59 AM

Status: **Completed**

Ordering provider: David M Schmidt, MD  
 Ordering mode: Standard  
 Lab status: Final result

**Specimen Information**

| Type | Source | Collected By  |
|------|--------|---------------|
|      |        | 11/16/16 1154 |



WS Kennestone Urology  
 Procedure at Tower Road  
 300 Tower Road  
 STE 150  
 MARIETTA GA 30060-9404  
 Anesthesia Report

Maurice, Eugene George  
 MRN: 561253820, DOB: 1/2/1949, Sex: M  
 Adm: 11/16/2016, D/C: 11/16/2016

**Point of Care Testing-Docked Device - Orders and Results (continued)**

**POC FINGER STICK GLUCOSE [645968783] (continued)**

POC FINGER STICK GLUCOSE [645968783] (Abnormal) Resulted: 11/16/16 1158, Result status: Final result

|   |   |
|---|---|
| Ordering provider: David M Schmidt, MD 11/16/16 1154  | Order status: Completed                   |
| Filed by: Interface, Lab In Sunquest 11/16/16 1159    | Resulting lab: WS KENNESTONE HOSPITAL LAB |
| External ID: W14342647                                | Result details                            |
| Acknowledged by: David M Schmidt, MD on 11/16/16 1513 |   |

**Specimen Information**

| Type | Source | Collected By  |
|------|--------|---------------|
|      |        | 11/16/16 1154 |

**Components**

| Component        | Value | Reference Range | Flag | Lab   |
|------------------|-------|-----------------|------|-------|
| GLUCOSE, BEDSIDE | 100   | 70 - 99 mg/dL   | H ^  | KHLAB |

**Diet - Orders and Results**

**DIET, NPO [645968786]**

|   |   |
|---|---|
| Electronically signed by: Ashkan Yazdanpanah, DO on 11/16/16 1505             | Status: <b>Discontinued</b>   |
| Mode: Ordering in Per protocol: cosign required mode                          | Communicated by: Sharon H Crider, RN  |
| Ordering user: Sharon H Crider, RN 11/16/16 1022                              | Ordering provider: Ashkan Yazdanpanah, DO                                       |
| Authorized by: Ashkan Yazdanpanah, DO   | Ordering mode: Per protocol: cosign required                                    |
| Quantity: 1   | Diet: NPO   |
| Instance released by: Charlotte Hayes, RN (auto-released) 11/16/2016 11:31 PM | Discontinued by: Automatic Discharge Provider 11/24/16 0410 [Patient Discharge] |

**Medications - Orders and Results**

**gentamicin (GARAMYCIN) injection 40 mg/mL [645208498]**

|   |  |
|---|--|
| Electronically signed by: David M Schmidt, MD on 11/16/16 1518    | Status: <b>Completed</b>                       |
| Mode: Ordering in Per protocol: cosign required mode              | Communicated by: C D Allen, RN                 |
| Ordering user: C D Allen, RN 11/10/16 1346                        | Ordering provider: David M Schmidt, MD         |
| Authorized by: David M Schmidt, MD                                | Ordering mode: Per protocol: cosign required   |
| Frequency: Routine Once 11/16/16 1100 - 1 occurrence              | Released by: Sharon H Crider, RN 11/16/16 1021 |
| Acknowledged: Charlotte Hayes, RN 11/16/16 1029 for Placing Order |  |

**Questionnaire**

| Question                           | Answer              |
|------------------------------------|---------------------|
| Reason for Ordering Antimicrobial: | Preop - Prophylaxis |
| Expected days of therapy:          | 1                   |

Package: 63323-010-02

**sodium chloride 0.9 % (NS) flush [645968758]**

|   |  |
|---|--|
| Electronically signed by: Ashkan Yazdanpanah, DO on 11/16/16 1505                                     | Status: <b>Discontinued</b>                    |
| Mode: Ordering in Per protocol: cosign required mode  | Communicated by: Sharon H Crider, RN           |
| Ordering user: Sharon H Crider, RN 11/16/16 1022  | Ordering provider: Ashkan Yazdanpanah, DO      |
| Authorized by: Ashkan Yazdanpanah, DO   | Ordering mode: Per protocol: cosign required   |
| PRN reasons: line care  |  |
| Frequency: Routine Q1 min PRN 11/16/16 1044 - 11/24/16 0410   | Released by: Charlotte Hayes, RN 11/16/16 1044 |
| Discontinued by: Automatic Discharge Provider 11/24/16 0410 [(Patient Discharge - Internal Use Only)] |  |
| Acknowledged: Charlotte Hayes, RN 11/16/16 1044 for Placing Order                                     |  |
| Admin instructions: INT Flush   |  |
| Package: 8881-579121  |  |

**lactated ringers infusion [645968759]**

|   |                             |
|---|-----------------------------|
| Electronically signed by: Ashkan Yazdanpanah, DO on 11/16/16 1505 | Status: <b>Discontinued</b> |
|---|-----------------------------|





WS Kennestone Urology  
 Procedure at Tower Road  
 300 Tower Road  
 STE 150  
 MARIETTA GA 30060-9404  
 Anesthesia Report

Maurice, Eugene George  
 MRN: 561253820, DOB: 1/2/1949, Sex: M  
 Adm: 11/16/2016, D/C: 11/16/2016

**Medications - Orders and Results (continued)**

**lactated ringers infusion [645968759] (continued)**

Mode: Ordering in Per protocol: cosign required mode  
 Ordering user: Sharon H Crider, RN 11/16/16 1022  
 Authorized by: Ashkan Yazdanpanah, DO  
 Frequency: Routine Continuous 11/16/16 1100 - 11/24/16 0410  
 Discontinued by: Automatic Discharge Provider 11/24/16 0410 [(Patient Discharge - Internal Use Only)]  
 Acknowledged: Charlotte Hayes, RN 11/16/16 1044 for Placing Order  
 Package: 0409-7953-09

Communicated by: Sharon H Crider, RN  
 Ordering provider: Ashkan Yazdanpanah, DO  
 Ordering mode: Per protocol: cosign required  
 Released by: Charlotte Hayes, RN 11/16/16 1044

**ciprofloxacin HCl (CIPRO) tablet [645968763]**

Electronically signed by: **David M Schmidt, MD on 11/16/16 1518** Status: **Completed**  
 Mode: Ordering in Per protocol: cosign required mode  
 Ordering user: Charlotte Hayes, RN 11/16/16 1047  
 Authorized by: David M Schmidt, MD  
 Frequency: Routine Once 11/16/16 1100 - 1 occurrence  
 Acknowledged: Charlotte Hayes, RN 11/16/16 1047 for Placing Order

Communicated by: Charlotte Hayes, RN  
 Ordering provider: David M Schmidt, MD  
 Ordering mode: Per protocol: cosign required

**Questionnaire**

| Question                           | Answer              |
|------------------------------------|---------------------|
| Reason for Ordering Antimicrobial: | Preop - Prophylaxis |
| Expected days of therapy:          | 1                   |

Admin instructions: Avoid aluminum, magnesium, zinc, calcium, antacids, or iron. Take at least 2 hours before or 6 hours after these agents.  
 Package: 55111-127-01

**lidocaine (XYLOCAINE) local injection 2 % [645968766]**

Electronically signed by: **David M Schmidt, MD on 11/16/16 1518** Status: **Completed**  
 Mode: Ordering in Verbal with readback mode  
 Ordering user: Charlotte Hayes, RN 11/16/16 1109  
 Authorized by: David M Schmidt, MD  
 Frequency: Routine Once PRN 11/16/16 1108 - 11/16/16 1108

Communicated by: Charlotte Hayes, RN  
 Ordering provider: David M Schmidt, MD  
 Ordering mode: Verbal with readback  
 Package: 0409-4277-02

**Testing Performed By**

| Lab - Abbreviation | Name                       | Director              | Address                            | Valid Date Range              |
|--------------------|----------------------------|-----------------------|------------------------------------|-------------------------------|
| 12 - Wellstar      | WELLSTAR                   | Unknown               | Unknown                            | 10/12/15 1541 - 12/02/19 1533 |
| 19 - KHLAB         | WS KENNESTONE HOSPITAL LAB | Dr. David Schlosnagle | 677 CHURCH ST<br>MARIETTA GA 30060 | 11/04/13 1206 - 08/28/18 1256 |





WS Kennestone Urology  
 Procedure at Tower Road  
 300 Tower Road  
 STE 150  
 MARIETTA GA 30060-9404  
 Inpatient Record

Maurice, Eugene George  
 MRN: 561253820, DOB: 1/2/1949, Sex: M  
 Adm: 11/16/2016, D/C: 11/16/2016

**Medications**

**All Meds and Administrations**

**gentamicin (GARAMYCIN) injection 40 mg/mL [645208498]**

Ordering Provider: David M Schmidt, MD      Status: Completed (Past End Date/Time)  
 Ordered On: 11/16/16 1021      Starts/Ends: 11/16/16 1100 - 11/16/16 1044  
 Dose (Remaining/Total): 5 mg/kg (Adjusted) (0/1)      Route: Intravenous  
 Frequency: Once      Rate/Duration: — / —

| Question                            | Answer              | Comment |
|-------------------------------------|---------------------|---------|
| Reason for Ordering Antimicrobial:: | Preop - Prophylaxis | —       |
| Expected days of therapy::          | 1                   | —       |

| Line                                  | Med Link Info                        | Comment |
|---------------------------------------|--------------------------------------|---------|
| Peripheral IV 11/16/16 22 G Left Hand | 11/16/16 1044 by Charlotte Hayes, RN | —       |

| Timestamps  | Action | Dose   | Route       | Other Information                 |
|---|--------|--------|-------------|-----------------------------------|
| Performed 11/16/16 1044<br>Documented: 11/16/16<br>1044 | Given  | 400 mg | Intravenous | Performed by: Charlotte Hayes, RN |

**sodium chloride 0.9 % (NS) flush [645968758]**

Ordering Provider: Ashkan Yazdanpanah, DO      Status: Discontinued (Past End Date/Time), Reason: (Patient Discharge - Internal Use Only)  
 Ordered On: 11/16/16 1044      Starts/Ends: 11/16/16 1044 - 11/24/16 0410  
 Dose (Remaining/Total): 3-40 mL (—/—)      Route: Intravenous  
 Frequency: Every 1 minute PRN      Rate/Duration: — / —  
 Admin Instructions: INT Flush

(No admins scheduled or recorded for this medication)

**lactated ringers infusion [645968759]**

Ordering Provider: Ashkan Yazdanpanah, DO      Status: Discontinued (Past End Date/Time), Reason: (Patient Discharge - Internal Use Only)  
 Ordered On: 11/16/16 1044      Starts/Ends: 11/16/16 1100 - 11/24/16 0410  
 Dose (Remaining/Total): 50 mL/hr (—/—)      Route: Intravenous  
 Frequency: Continuous      Rate/Duration: 50 mL/hr / —

| Line                                  | Med Link Info                        | Comment |
|---------------------------------------|--------------------------------------|---------|
| Peripheral IV 11/16/16 22 G Left Hand | 11/16/16 1044 by Charlotte Hayes, RN | —       |

| Timestamps  | Action  | Dose / Rate          | Route       | Other Information                 |
|---|---------|----------------------|-------------|-----------------------------------|
| Performed 11/16/16 1044<br>Documented: 11/16/16<br>1044 | New Bag | 50 mL/hr<br>50 mL/hr | Intravenous | Performed by: Charlotte Hayes, RN |

**ciprofloxacin HCl (CIPRO) tablet [645968763]**

Ordering Provider: David M Schmidt, MD      Status: Completed (Past End Date/Time)  
 Ordered On: 11/16/16 1047      Starts/Ends: 11/16/16 1100 - 11/16/16 1047  
 Dose (Remaining/Total): 500 mg (0/1)      Route: Oral  
 Frequency: Once      Rate/Duration: — / —  
 Admin Instructions: Avoid aluminum, magnesium, zinc, calcium, antacids, or iron. Take at least 2 hours before or 6 hours after these agents.

| Question                            | Answer              | Comment |
|-------------------------------------|---------------------|---------|
| Reason for Ordering Antimicrobial:: | Preop - Prophylaxis | —       |
| Expected days of therapy::          | 1                   | —       |

| Timestamps  | Action | Dose   | Route | Other Information                 |
|---|--------|--------|-------|-----------------------------------|
| Performed 11/16/16 1047<br>Documented: 11/16/16<br>1047 | Given  | 500 mg | Oral  | Performed by: Charlotte Hayes, RN |



WS Kennestone Urology  
 Procedure at Tower Road  
 300 Tower Road  
 STE 150  
 MARIETTA GA 30060-9404  
 Inpatient Record

Maurice, Eugene George  
 MRN: 561253820, DOB: 1/2/1949, Sex: M  
 Adm: 11/16/2016, D/C: 11/16/2016

**Medications (continued)**

**All Meds and Administrations (continued)**

**lidocaine (XYLOCAINE) local injection 2 % [645968766]**

Ordering Provider: David M Schmidt, MD  
 Ordered On: 11/16/16 1109

Status: Completed (Past End Date/Time)  
 Frequency: Once as needed

| Timestamps   | Action | Dose  | Route / Site   | Other Information   |
|--|--------|-------|----------------|---|
| Performed 11/16/16 1108<br>Documented: 11/16/16 1109 | Given  | 10 mL | Other<br>Other | Performed by: David M Schmidt, MD<br>Documented by: Charlotte Hayes, RN<br>Comments: prostate |

**Patient Education**

**Education**

**Title: Acute MI (MCB) (Resolved)**

**Topic: Psycho/Social/Spiritual Support (Resolved)**

**Point: Coping Mechanisms (Resolved)**

Description:  
 Help patient identify healthy coping mechanisms. Refer to Social Service, Case Management, or Spiritual Care, if needed.

Learner Not documented in this visit.  
 Progress:

**Point: Support Systems (Resolved)**

Description:  
 Help patient identify available support systems. Refer to Social Service, Case Management, or Spiritual Care, if needed.

Learner Not documented in this visit.  
 Progress:

**Point: Spiritual/Emotional Needs (Resolved)**

Description:  
 Offer resources to meet spiritual/emotional needs. Refer to Spiritual Care, if needed.

Learner Not documented in this visit.  
 Progress:

**Point: Anxiety Reduction (Resolved)**

Description:  
 Explain the definition of anxiety, signs and symptoms, and examples of ways to reduce anxiety. Inform patient that Spiritual Care and Social Services are available.

Learner Not documented in this visit.  
 Progress:

**Topic: Prevention (MCB) (Resolved)**

**Point: When to Call the Doctor (Resolved)**

Description:  
 Educate patient/family/caregiver on when to call the doctor.

Learner Not documented in this visit.  
 Progress:



WS Kennestone Urology  
Procedure at Tower Road  
300 Tower Road  
STE 150  
MARIETTA GA 30060-9404  
Inpatient Record

Maurice, Eugene George  
MRN: 561253820, DOB: 1/2/1949, Sex: M  
Adm: 11/16/2016, D/C: 11/16/2016

---

**Patient Education (continued)**

---

**Education (continued)**

---

**Point: Protect Others from Infection (Resolved)**

---

Description:

Educate patient/family/caregiver on respiratory hygiene and cough etiquette. To protect from further infection and to protect others from getting an infection, patient should cover nose and mouth with tissues when coughing. Encourage patient to place used tissues in a plastic bag that will not allow secretions to soak through. Patient should always wash his/her hands after using or handling used tissues.

Learner Not documented in this visit.

Progress:

**Point: Protect Yourself from Further Infection (MCB) (Resolved)**

---

Description:

Educate patient/family/caregiver that because patient is in a weakened condition he/she needs to avoid others who are sick as to not acquire another illness. Family/caregiver should wear gloves, gown and face shield/eye protection.

Patient Friendly Description:

Information on Flu.

Information on Pneumonia and Pneumococcal Vaccination.

Learner Not documented in this visit.

Progress:

**Point: Demonstrate Handwashing (MCB) (Resolved)**

---

Description:

Educate patient/family/caregiver on how to perform proper hand hygiene. Explain that hand washing is the single most important step in preventing the spread of germs. Have the patient/family/caregiver demonstrate proper hand washing technique using soap, water, friction, clean nails under running water, and dry hands on clean towel without touching dirty surfaces.

Patient Friendly Description:

This will explain the importance of washing and cleansing your hands to prevent infection.

Learner Not documented in this visit.

Progress:

**Topic: Self Care (MCB) (Resolved)**

---

**Point: General Self Care (Resolved)**

---

Description:

Instruct patient on self care needs. These may include: hygiene, how to take a blood pressure, how to change a dressing, etc.

Learner Not documented in this visit.

Progress:

**Point: Demonstrate Handwashing (MCB) (Resolved)**

---

Description:

Educate patient/family/caregiver on how to perform proper hand hygiene. Explain that hand washing is the single most important step in preventing the spread of germs. Have the patient/family/caregiver demonstrate proper hand washing technique using soap, water, friction, clean nails under running water, and dry hands on clean towel without touching dirty surfaces.

Patient Friendly Description:

This will explain the importance of washing and cleansing your hands to prevent infection.

Learner Not documented in this visit.

Progress:

**Topic: Pain Management (Resolved)**

---

**Point: Pain Medication Actions & Side Effects (Resolved)**

---

Description:

Provide medication specific handouts when available.

Learner Not documented in this visit.

Progress:

**Point: Discuss Significance of VAS Scores (Resolved)**

---





WS Kennestone Urology  
Procedure at Tower Road  
300 Tower Road  
STE 150  
MARIETTA GA 30060-9404  
Inpatient Record

Maurice, Eugene George  
MRN: 561253820, DOB: 1/2/1949, Sex: M  
Adm: 11/16/2016, D/C: 11/16/2016

---

### Patient Education (continued)

---

#### Education (continued)

---

Description:  
Refer to rating score of 0-10.

Learner Not documented in this visit.  
Progress:

#### Point: Discuss the Use of Pain Control Measures Before Pain Becomes Severe (MCB) (Resolved)

---

Description:  
Take time to reiterate to patient that he/she should always let staff know if he/she is having difficulty breathing, pain or any discomfort at any time before pain becomes severe.

Patient Friendly Description:  
Please inform staff that if you are having any difficulty breathing, pain or any discomfort at any time before the pain gets severe.

Please read over the items and let anyone on your Care Team know there are any questions about the material by marking below that "I HAVE QUESTIONS".

If once you have received the items and understand the material you can mark this as "I understand".

Learner Not documented in this visit.  
Progress:

#### Point: Non-Pharmacological Comfort Measures (Resolved)

---

Description:  
Explain there are other ways of controlling pain than medication. The following are suggestions: position change, aromatherapy, deep slow breathing, distraction, quiet environment, imagery, heat therapy and/or cold therapy, laughter, massage, music, physical therapy, and touch therapy.

Learner Not documented in this visit.  
Progress:

#### Point: Patient Controlled Analgesia (Resolved)

---

Description:  
Give the patient written information on Patient Controlled Analgesia. Explain how the pump works. Demonstrate pushing the button to give pain medicine to the patient. Caution the patient and other family/visitors that only the patient should press the PCA button for pain relief to decrease the chance of getting too much pain medicine.

Learner Not documented in this visit.  
Progress:

#### Point: Epidural Information (Resolved)

---

Description:  
Give the patient written information on Epidural Analgesia. Explain why an epidural is used, how the epidural is placed and how the medication is given. If the epidural is PCA, demonstrate pushing the button to give pain medicine to the patient. Caution the patient and other family/visitors that only the patient should press the button for pain relief to decrease the chance of getting too much pain medicine.

Learner Not documented in this visit.  
Progress:

#### Topic: Signs and Symptoms - Acute MI (Resolved)

---

##### Point: Recognizing a Heart Attack (MCB) (Resolved)

---

Description:  
Be sure patient reviews video on Coronary Artery Disease

Patient Friendly Description:  
Please watch the video and/or read over the documented material and let anyone on your Care Team know if there are any questions by marking below.

If after watching the video and/or reading the material you have questions, please mark below I have question to let the staff know you have additional questions about a topic and they will be in to discuss your questions.

This will inform you of what to expect if you are diagnosed with a Heart Attack.

Learner Not documented in this visit.  
Progress:



WS Kennestone Urology  
Procedure at Tower Road  
300 Tower Road  
STE 150  
MARIETTA GA 30060-9404  
Inpatient Record

Maurice, Eugene George  
MRN: 561253820, DOB: 1/2/1949, Sex: M  
Adm: 11/16/2016, D/C: 11/16/2016

**Patient Education (continued)**

**Education (continued)**

**Point: Risk Factors (Resolved)**

Description:

Educate the patient/family/caregiver on coronary risk factors. Explain the controllable and non-controllable risk factors to Coronary Artery Disease. Review how to control coronary artery disease by altering the controllable risk factors. Some examples include: controlling blood pressure, reducing fat and cholesterol in the diet, stopping smoking, exercising regularly, maintaining ideal body weight, dealing with stress in an appropriate manner, drinking alcohol and coffee in moderation and controlling blood sugar levels (if applicable).

Learner Not documented in this visit.

Progress:

**Topic: Acute MI (MCB) (Resolved)**

**Point: Emergency Plan for Heart Attack Symptoms (Resolved)**

Description:

Educate the patient/family/caregiver on how to get help immediately if heart attack symptoms occur. The patient should call 911 or the Emergency Medical Service number. Reinforce that the patient should not delay in obtaining help.

Learner Not documented in this visit.

Progress:

**Point: Home Activity (Resolved)**

Description:

Educate the patient/family/caregiver on home activity guidelines that apply after having had a recent heart attack. Do things in moderation, rest about 30 minutes after eating, pace activities, allow for 7-8 hours of sleep at night, start with short walks 3-5 times a day. Consult with Cardiac Rehab staff, if applicable.

Learner Not documented in this visit.

Progress:

**Point: Limitations to Activity (Resolved)**

Description:

Educate the patient/family/caregiver regarding the following limitations to activity for 4-6 weeks after discharge. No lifting over 10 pounds (weight of a milk jug), no pushing or pulling motions with the arms (sweeping, vacuuming or raking), no driving (may be changed after talking to the doctor), no bathing in very hot or very cold water.

Learner Not documented in this visit.

Progress:

**Point: Sexual Activity (Resolved)**

Description:

Educate the patient/family/caregiver on the following: Wait 4 weeks before resuming sexual activity. If the patient can climb 2 flights of steps, he/she can assume it is ok to resume sexual activity. Choose a comfortable position. Wait at least 1 hour after a meal. If sex brings on angina, stop and rest. Discuss chest pain during sex with the physician. Some medications can affect sexual desire. If this is the case, talk with the physician.

Learner Not documented in this visit.

Progress:

**Point: Influenza Vaccine (Resolved)**

Description:

Educate the patient/family/caregiver on obtaining a yearly influenza vaccine.

Learner Not documented in this visit.

Progress:

**Point: Smoking Cessation (Resolved)**

Description:

Educate the patient/family/caregiver on smoking cessation and smoking cessation programs offered in the community. Explain effects smoking and second hand smoke have on the body. Encourage the patient to ask people that smoke around him/her to smoke outside or in another room. Refer patient to Cardiopulmonary Rehabilitation, if applicable.

Learner Not documented in this visit.

Progress:





WS Kennestone Urology  
Procedure at Tower Road  
300 Tower Road  
STE 150  
MARIETTA GA 30060-9404  
Inpatient Record

Maurice, Eugene George  
MRN: 561253820, DOB: 1/2/1949, Sex: M  
Adm: 11/16/2016, D/C: 11/16/2016

---

**Patient Education (continued)**

---

**Education (continued)**

---

**Title: WS Cardiac Rehab (Resolved)**

---

**Topic: PCI (Resolved)**

---

**Point: Books/Educational Material (Resolved)**

---

Description:  
Current standardized written information provided specific to diagnosis, recovery, disease progression and prevention.

Learner Not documented in this visit.  
Progress:

**Point: Exercise (Resolved)**

---

Description:  
Information regarding the benefits of exercise provided. Exercise guidelines provided for initial recovery from acute heart event and long term goals of exercise.

Learner Not documented in this visit.  
Progress:

**Point: Medications (Resolved)**

---

Description:  
Medication compliance encouraged. Organization tools discussed and medication information and resources provided.

Learner Not documented in this visit.  
Progress:

**Point: Risk Factors (Resolved)**

---

Description:  
Written and verbal information provided on modifiable and non-modifiable factors associated with increased risk of heart disease and stroke.

Learner Not documented in this visit.  
Progress:

**Point: Activity guidelines (Resolved)**

---

Description:  
Appropriate activity and/or limitations for diagnosis specific recovery provided.

Learner Not documented in this visit.  
Progress:

**Point: Signs/symptoms/activate EMS (Resolved)**

---

Description:  
Information provided on the signs and symptoms which commonly occur with a heart attack or stroke. Emphasis placed on appropriate activation of EMS with recognition of signs and symptoms.

Learner Not documented in this visit.  
Progress:

**Point: Cardiac Rehab participation/location options (Resolved)**

---

Description:  
Cardiac rehabilitation benefits highlighted and participation encouraged.

Learner Not documented in this visit.  
Progress:

**Point: Cardiac Diet/low fat/low sodium (Resolved)**

---

Description:  
American Heart Association guidelines provided for a reduced fat and reduced sodium diet.



WS Kennestone Urology  
Procedure at Tower Road  
300 Tower Road  
STE 150  
MARIETTA GA 30060-9404  
Inpatient Record

Maurice, Eugene George  
MRN: 561253820, DOB: 1/2/1949, Sex: M  
Adm: 11/16/2016, D/C: 11/16/2016

**Patient Education (continued)**

**Education (continued)**

Learner Not documented in this visit.  
Progress:

**Point: Endocarditis education/card (Resolved)**

Description:  
Written and verbal instruction provided on endocarditis prevention. Temporary Valve card provided.

Learner Not documented in this visit.  
Progress:

**Point: Outpatient education classes/Heart Smart/Device Advice/Heart of the Matter (Resolved)**

Description:  
Description and registration details of outpatient education classes provided. Participation encouraged.

Learner Not documented in this visit.  
Progress:

**Title: Cardiac Surgery (Resolved)**

**Topic: PCI (Resolved)**

**Additional Points For This Title**

**Point: ACTIVITY (Resolved)**

Learner Not documented in this visit.  
Progress:

**Point: SIGNS AND SYMPTOMS/ACTIVATE EMS (Resolved)**

Learner Not documented in this visit.  
Progress:

**Point: BOOKS/EDUCATION MATERIAL (Resolved)**

Learner Not documented in this visit.  
Progress:

**Point: CARDIAC REHAB (Resolved)**

Learner Not documented in this visit.  
Progress:

**Point: DIET (Resolved)**

Learner Not documented in this visit.  
Progress:

**Point: EXERCISE (Resolved)**

Learner Not documented in this visit.  
Progress:

**Point: Medications (Resolved)**

Learner Not documented in this visit.  
Progress:

**Point: POST OP CARE (Resolved)**

Learner Not documented in this visit.  
Progress:

**Point: RISK FACTORS (Resolved)**

Learner Not documented in this visit.  
Progress:



WS Kennestone Urology  
Procedure at Tower Road  
300 Tower Road  
STE 150  
MARIETTA GA 30060-9404  
Inpatient Record

Maurice, Eugene George  
MRN: 561253820, DOB: 1/2/1949, Sex: M  
Adm: 11/16/2016, D/C: 11/16/2016

---

**Patient Education (continued)**

---

**Education (continued)**

---

**Title: General Patient Education (MCB) (Resolved)**

---

**Topic: Psycho/Social/Spiritual Support (Resolved)**

---

**Point: Coping Mechanisms (Resolved)**

---

Description:

Help patient identify healthy coping mechanisms. Refer to Social Service, Case Management, or Spiritual Care, if needed.

Learner Not documented in this visit.

Progress:

**Point: Support Systems (Resolved)**

---

Description:

Help patient identify available support systems. Refer to Social Service, Case Management, or Spiritual Care, if needed.

Learner Not documented in this visit.

Progress:

**Point: Spiritual/Emotional Needs (Resolved)**

---

Description:

Offer resources to meet spiritual/emotional needs. Refer to Spiritual Care, if needed.

Learner Not documented in this visit.

Progress:

**Point: Anxiety Reduction (Resolved)**

---

Description:

Explain the definition of anxiety, signs and symptoms, and examples of ways to reduce anxiety. Inform patient that Spiritual Care and Social Services are available.

Learner Not documented in this visit.

Progress:

**Topic: Pain Management (MCB) (Resolved)**

---

**Point: Encourage Patient to Monitor Own Pain (Resolved)**

---

Description:

Provide patient with information on the Pain Rating Scale. Explain the rating scale of 0 to 10.

Learner Not documented in this visit.

Progress:

**Point: Discuss Significance of VAS Scores (Resolved)**

---

Description:

Refer to rating score of 0-10.

Learner Not documented in this visit.

Progress:

**Point: Discuss the Use of Pain Control Measures Before Pain Becomes Severe (MCB) (Resolved)**

---

Description:

Take time to reiterate to patient that he/she should always let staff know if he/she is having difficulty breathing, pain or any discomfort at any time before pain becomes severe.

Patient Friendly Description:

Please inform staff that if you are having any difficulty breathing, pain or any discomfort at any time before the pain gets severe.

Please read over the items and let anyone on your Care Team know there are any questions about the material by marking below that "I HAVE QUESTIONS".



WS Kennestone Urology  
Procedure at Tower Road  
300 Tower Road  
STE 150  
MARIETTA GA 30060-9404  
Inpatient Record

Maurice, Eugene George  
MRN: 561253820, DOB: 1/2/1949, Sex: M  
Adm: 11/16/2016, D/C: 11/16/2016

---

**Patient Education (continued)**

---

**Education (continued)**

---

If once you have received the items and understand the material you can mark this as "I understand".

Learner Not documented in this visit.

Progress:

**Topic: Prevention (MCB) (Resolved)**

---

**Point: When to Call the Doctor (Resolved)**

---

Description:

Educate patient/family/caregiver on when to call the doctor.

Learner Not documented in this visit.

Progress:

**Point: Protect Others from Infection (Resolved)**

---

Description:

Educate patient/family/caregiver on respiratory hygiene and cough etiquette. To protect from further infection and to protect others from getting an infection, patient should cover nose and mouth with tissues when coughing. Encourage patient to place used tissues in a plastic bag that will not allow secretions to soak through. Patient should always wash his/her hands after using or handling used tissues.

Learner Not documented in this visit.

Progress:

**Point: Protect Yourself from Further Infection (MCB) (Resolved)**

---

Description:

Educate patient/family/caregiver that because patient is in a weakened condition he/she needs to avoid others who are sick as to not acquire another illness. Family/caregiver should wear gloves, gown and face shield/eye protection.

Patient Friendly Description:

Information on Flu.

Information on Pneumonia and Pneumococcal Vaccination.

Learner Not documented in this visit.

Progress:

**Point: Demonstrate Handwashing (MCB) (Resolved)**

---

Description:

Educate patient/family/caregiver on how to perform proper hand hygiene. Explain that hand washing is the single most important step in preventing the spread of germs. Have the patient/family/caregiver demonstrate proper hand washing technique using soap, water, friction, clean nails under running water, and dry hands on clean towel without touching dirty surfaces.

Patient Friendly Description:

This will explain the importance of washing and cleansing your hands to prevent infection.

Learner Not documented in this visit.

Progress:

**Topic: Self Care (MCB) (Resolved)**

---

**Point: General Self Care (Resolved)**

---

Description:

Instruct patient on self care needs. These may include: hygiene, how to take a blood pressure, how to change a dressing, etc.

Learner Not documented in this visit.

Progress:

**Point: Demonstrate Handwashing (MCB) (Resolved)**

---

Description:

Educate patient/family/caregiver on how to perform proper hand hygiene. Explain that hand washing is the single most important step in preventing the spread of germs. Have the patient/family/caregiver demonstrate proper hand washing technique using soap, water, friction, clean nails under running water, and dry hands on clean towel without touching dirty surfaces.





WS Kennestone Urology  
Procedure at Tower Road  
300 Tower Road  
STE 150  
MARIETTA GA 30060-9404  
Inpatient Record

Maurice, Eugene George  
MRN: 561253820, DOB: 1/2/1949, Sex: M  
Adm: 11/16/2016, D/C: 11/16/2016

---

**Patient Education (continued)**

---

**Education (continued)**

---

Patient Friendly Description:  
This will explain the importance of washing and cleansing your hands to prevent infection.  
Learner Not documented in this visit.  
Progress:

**Topic: Medications (MCB) (Resolved)**

---

**Point: Anticoagulant Therapy (Resolved)**

---

Description:  
1-Educate patient/family/caregiver on anticoagulant being prescribed and provide educational materials.  
2-Explain action of medication, reason for taking, and importance of adherence to correct medication dose and schedule,  
3-Explain potential for adverse drug reactions, signs of allergic reaction, potential for drug-drug and drug-food interactions, and when physician should be called.  
4-Reinforce that the medication should be taken exactly as the physician has prescribed.  
5-Explain importance of maintaining follow-up appointments and adhering to laboratory testing as prescribed by physician.  
6-Explain that the dose of the anticoagulant being prescribed may change depending on the results of the laboratory testing.

Learner Not documented in this visit.  
Progress:

**Point: Insulin (MCB) (Resolved)**

---

Description:  
Educate patient/family/caregiver on the insulin prescribed. Explain how insulin works in the body. Explain the action of insulin, reason for taking, side effects, signs of allergic reaction and when physician should be called. Reinforce that insulin should be taken exactly as the physician has prescribed. Explain the proper storage of insulin, that extreme temperatures can damage insulin and never take insulin that has expired. Explain that the patient's primary care physician may change the dosage depending on the results of blood glucose tests and/or A1C level.

Patient Friendly Description:  
This will inform you of why you are prescribed insulin if you have Diabetes Type II.  
Learner Not documented in this visit.  
Progress:

**Point: Hypoglycemic Agents (Resolved)**

---

Description:  
Educate patient/family/caregiver on the oral and/or injectable hypoglycemic(s) prescribed. Explain the action of medication, reason for taking, side effects, signs of allergic reaction, as well as when the physician should be called. Reinforce that this medication(s) should be taken exactly as the physician has prescribed.

Learner Not documented in this visit.  
Progress:

**Point: Non-Steroidal Anti-Inflammatory Drugs (Resolved)**

---

Description:  
Educate patient/family/caregiver on the NSAID prescribed and provide educational materials. Explain the action of medication, reason for taking, side effects, signs of allergic reaction, and when the physician should be called. Reinforce that this medication should be taken exactly as the physician has prescribed.

Learner Not documented in this visit.  
Progress:

**Point: Psychotropic Medications (Resolved)**

---

Description:  
Educate patient/family/caregiver on the Psychotropic medication prescribed. Explain the action of medication, reason for taking, side effects, signs of allergic reaction, and when the physician should be called. Reinforce that this medication should be taken exactly as the physician has prescribed.

Learner Not documented in this visit.  
Progress:

**Point: ACE Inhibitors (Resolved)**

---

Description:  
Educate patient/family/caregiver on the ACE Inhibitor prescribed and provide educational materials. Explain the action of medication, reason for taking, side effects, signs of allergic reaction, and when the physician should be called. Reinforce that this medication should be taken exactly as the physician has prescribed.





WS Kennestone Urology  
Procedure at Tower Road  
300 Tower Road  
STE 150  
MARIETTA GA 30060-9404  
Inpatient Record

Maurice, Eugene George  
MRN: 561253820, DOB: 1/2/1949, Sex: M  
Adm: 11/16/2016, D/C: 11/16/2016

**Patient Education (continued)**

**Education (continued)**

Learner Not documented in this visit.  
Progress:

**Point: Angiotensin II Receptor Blockers (Resolved)**

Description:  
Educate patient/family/caregiver on the Angiotensin II Receptor Blockers prescribed and provide educational materials. Explain the action of medication, reason for taking, side effects, signs of allergic reaction, and when the physician should be called. Reinforce that this medication should be taken exactly as the physician has prescribed.

Learner Not documented in this visit.  
Progress:

**Point: Beta Blockers (Resolved)**

Description:  
Educate patient/family/caregiver on the Beta Blocker prescribed and provide educational materials. Explain the action of medication, reason for taking, side effects, signs of allergic reaction, and when the physician should be called. Reinforce that this medication should be taken exactly as the physician has prescribed.

Learner Not documented in this visit.  
Progress:

**Point: Digoxin (Resolved)**

Description:  
Educate patient/family/caregiver on Digoxin and provide educational materials. Explain the action of medication, reason for taking, side effects, signs of allergic reaction, and when the physician should be called. Reinforce that this medication should be taken exactly as the physician has prescribed. The physician will order a blood test to monitor the concentration of the drug in the patient's blood. The dose of this medication may be changed according to the results of this test.

Learner Not documented in this visit.  
Progress:

**Point: Diuretics (Resolved)**

Description:  
Educate patient/family/caregiver on the Diuretic prescribed and provide educational materials. Explain the action of medication, reason for taking, side effects, signs of allergic reaction, and when the physician should be called. Reinforce that this medication should be taken exactly as the physician has prescribed.

Learner Not documented in this visit.  
Progress:

**Point: Inotropes (Resolved)**

Description:  
Educate patient/family/caregiver on the Inotropes prescribed and provide educational materials. Explain the action of medication, reason for taking, side effects, signs of allergic reaction, and when the physician should be called. Reinforce that this medication should be taken exactly as the physician has prescribed.

Learner Not documented in this visit.  
Progress:

**Point: Vasodilators (Resolved)**

Description:  
Educate patient/family/caregiver on the Vasodilator prescribed and provide educational materials. Explain the action of medication, reason for taking, side effects, signs of allergic reaction, and when the physician should be called. Reinforce that this medication should be taken exactly as the physician has prescribed.

Learner Not documented in this visit.  
Progress:

**Point: Antibiotics (Resolved)**



WS Kennestone Urology  
Procedure at Tower Road  
300 Tower Road  
STE 150  
MARIETTA GA 30060-9404  
Inpatient Record

Maurice, Eugene George  
MRN: 561253820, DOB: 1/2/1949, Sex: M  
Adm: 11/16/2016, D/C: 11/16/2016

---

**Patient Education (continued)**

**Education (continued)**

Description:

Educate patient/family/caregiver on the Antibiotics prescribed. Explain how antibiotics works in the body. Explain the action of medication, reason for taking, side effects, signs of allergic reaction, and when the physician should be called. Reinforce that this medication should be taken exactly as the physician has prescribed.

Learner      Not documented in this visit.  
Progress:

---

**All Flowsheets**



WS Kennestone Urology  
 Procedure at Tower Road  
 300 Tower Road  
 STE 150  
 MARIETTA GA 30060-9404  
 Inpatient Record

Maurice, Eugene George  
 MRN: 561253820, DOB: 1/2/1949, Sex: M  
 Adm: 11/16/2016, D/C: 11/16/2016

**Flowsheets (all recorded)**

**Custom Formula Data**

| Row Name                         | 11/16/16 1144 | 11/16/16 1120 | 11/16/16 1116 | 11/16/16 1029   |
|----------------------------------|---------------|---------------|---------------|-----------------|
| <b>Adult IBW/VT Calculations</b> |               |               |               |                 |
| IBW/kg (Calculated)              | ---           | ---           | ---           | 66.1 -CH        |
| Range Vt 4mL/kg                  | ---           | ---           | ---           | 264.4 mL/kg -CH |
| Low Range Vt 6mL/kg              | ---           | ---           | ---           | 396.6 mL/kg -CH |
| Adult Moderate Range Vt 8mL/kg   | ---           | ---           | ---           | 528.8 mL/kg -CH |
| Adult High Range Vt 10mL/kg      | ---           | ---           | ---           | 661 mL/kg -CH   |
| <b>Vitals</b>                    |               |               |               |                 |
| Pct Wt Change                    | ---           | ---           | ---           | 0 % -CH         |
| <b>OTHER</b>                     |               |               |               |                 |
| Weight Change (kg)               | ---           | ---           | ---           | 0 kg -CH        |
| Ideal Body Weight                | ---           | ---           | ---           | 160 lb -CH      |
| Visit Weight                     | ---           | ---           | ---           | 222 lb -CH      |
| BMI (Calculated)                 | ---           | ---           | ---           | 34.8 -CH        |
| IBW/kg (Calculated) Male         | ---           | ---           | ---           | 66.1 kg -CH     |
| IBW/kg (Calculated) FEMALE       | ---           | ---           | ---           | 61.6 kg -CH     |
| Weight in (lb) to have BMI = 25  | ---           | ---           | ---           | 159.3 -CH       |
| % Weight Change Since Birth      | ---           | ---           | ---           | 0 -CH           |
| <b>Relevant Labs and Vitals</b>  |               |               |               |                 |
| Temp (in Celsius)                | ---           | ---           | 36.7 -CH      | 36.2 -CH        |
| <b>Case Log</b>                  |               |               |               |                 |
| BSA x (CI @3.0)= CO              | ---           | ---           | ---           | 6.54 CO -CH     |
| <b>Aldrete Phase 1</b>           |               |               |               |                 |
| Aldrete Score                    | 10 -CH        | 6 -CH         | ---           | ---             |



WS Kennestone Urology  
Procedure at Tower Road  
300 Tower Road  
STE 150  
MARIETTA GA 30060-9404  
Inpatient Record

Maurice, Eugene George  
MRN: 561253820, DOB: 1/2/1949, Sex: M  
Adm: 11/16/2016, D/C: 11/16/2016

---

**Flowsheets (all recorded)**

**Risk for Readmission**

| Row Name             | 11/24/16 0210 |
|----------------------|---------------|
| OTHER                |               |
| Risk for Readmission | 6 -BP         |





WS Kennestone Urology  
Procedure at Tower Road  
300 Tower Road  
STE 150  
MARIETTA GA 30060-9404  
Inpatient Record

Maurice, Eugene George  
MRN: 561253820, DOB: 1/2/1949, Sex: M  
Adm: 11/16/2016, D/C: 11/16/2016

**Flowsheets (all recorded)**

**Travel Information**

| Row Name | 11/16/16 1029 |
|----------|---------------|
|----------|---------------|

RETIRED - Travel outside the U.S.

RETIRED - Has the patient or a household member traveled outside the U.S. in the past 21 days? No -CH



WS Kennestone Urology  
Procedure at Tower Road  
300 Tower Road  
STE 150  
MARIETTA GA 30060-9404  
Inpatient Record

Maurice, Eugene George  
MRN: 561253820, DOB: 1/2/1949, Sex: M  
Adm: 11/16/2016, D/C: 11/16/2016

**Flowsheets (all recorded)**

**Aldrete Score**

| Row Name            | 11/16/16 1144 | 11/16/16 1120 |
|---------------------|---------------|---------------|
| Aldrete             |               |               |
| Activity            | 2 -CH         | 2 -CH         |
| Respiration         | 2 -CH         | 2 -CH         |
| Circulation         | 2 -CH         | 0 -CH         |
| Consciousness       | 2 -CH         | 1 -CH         |
| O2 Saturation       | 2 -CH         | 1 -CH         |
| Aldrete Score (PAR) | 10 -CH        | 6 -CH         |



WS Kennestone Urology  
 Procedure at Tower Road  
 300 Tower Road  
 STE 150  
 MARIETTA GA 30060-9404  
 Inpatient Record

Maurice, Eugene George  
 MRN: 561253820, DOB: 1/2/1949, Sex: M  
 Adm: 11/16/2016, D/C: 11/16/2016

**Flowsheets (all recorded)**

**Vital Signs**

| Row Name               | 11/16/16 1141       | 11/16/16 1126     | 11/16/16 1121     | 11/16/16 1116         | 11/16/16 1029         |
|------------------------|---------------------|-------------------|-------------------|-----------------------|-----------------------|
| <b>Vital Signs</b>     |                     |                   |                   |                       |                       |
| Automatic Restart      | Yes -CH             | Yes -CH           | Yes -CH           | Yes -CH               | Yes -CH               |
| Vitals Timer           |                     |                   |                   |                       |                       |
| Pulse                  | 53 -CH              | 52 -CH            | 53 -CH            | 54 -CH                | 50 -CH                |
| Heart Rate Source      | Monitor -CH         | Monitor -CH       | Monitor -CH       | Monitor -CH           | Monitor -CH           |
| Resp                   | 18 -CH              | 18 -CH            | 18 -CH            | 18 -CH                | 18 -CH                |
| BP                     | 140/63 -CH          | 109/53 -CH        | 96/51 -CH         | (I) 93/46 -CH         | 174/77 -CH            |
| Temp                   | —                   | —                 | —                 | 96.2 °F (35.7 °C) -CH | 97.1 °F (36.2 °C) -CH |
| Temp src               | —                   | —                 | —                 | Axillary -CH          | Oral -CH              |
| <b>Oxygen Therapy</b>  |                     |                   |                   |                       |                       |
| SpO2                   | 99 % -CH            | 99 % -CH          | 99 % -CH          | 98 % -CH              | 98 % -CH              |
| O2 Device              | None (Room air) -CH | Nasal cannula -CH | Nasal cannula -CH | Nasal cannula -CH     | None (Room air) -CH   |
| O2 Flow Rate (L/min)   | —                   | 3 L/min -CH       | 3 L/min -CH       | 3 L/min -CH           | —                     |
| Pulse Oximetry Type    | Intermittent -CH    | Continuous -CH    | Continuous -CH    | Continuous -CH        | Continuous -CH        |
| POX Probe Site Changed | No -CH              | No -CH            | No -CH            | No -CH                | No -CH                |



WS Kennestone Urology  
 Procedure at Tower Road  
 300 Tower Road  
 STE 150  
 MARIETTA GA 30060-9404  
 Inpatient Record

Maurice, Eugene George  
 MRN: 561253820, DOB: 1/2/1949, Sex: M  
 Adm: 11/16/2016, D/C: 11/16/2016

**Flowsheets (all recorded)**

**OR Lines/Drains/Airways**

| Row Name  | 11/16/16 1120   | 11/16/16 1041                     |
|---|---|-----------------------------------|
| [REMOVED] Peripheral IV 11/16/16 22 G Left Hand |   |                                   |
| IV Properties                                   | Placement Date: 11/16/16 -CH Placement Time: 1041 -CH Present on arrival to hospital?: No -CH Type of Catheter: Straight -CH Size (Gauge): 22 G -CH Orientation: Left -CH Location: Hand -CH Site Prep: Alcohol -CH Inserted by: Charlotte Hayes RN -CH Insertion attempts: 2 -CH, one unsuccessful by Sharon Martinez RN Successful IV Attempt?: Yes -CH Patient Tolerance: Tolerated well -CH Removal Date: 11/16/16 -CH Removal Time: 1157 -CH Catheter Intact on removal?: Yes -CH Removal Reason : Patient discharged -CH Remaining intact at discharge?: No -CH |                                   |
| Site Assessment                                 | Asymptomatic;Clean;Dry;Intact -CH   | Asymptomatic;Clean;Dry;Intact -CH |
| Phlebitis Scale                                 | 0 -CH   | 0 -CH                             |
| Infiltration/Extravasation Scale                | 0 -CH   | 0 -CH                             |
| Line Assessment                                 | Infusing -CH  | Infusing;Blood return noted -CH   |
| Dressing Assessment                             | Clean;Dry;Intact;Transparent -CH  | Clean;Dry;Intact;Transparent -CH  |





WS Kennestone Urology  
Procedure at Tower Road  
300 Tower Road  
STE 150  
MARIETTA GA 30060-9404  
Inpatient Record

Maurice, Eugene George  
MRN: 561253820, DOB: 1/2/1949, Sex: M  
Adm: 11/16/2016, D/C: 11/16/2016

**Flowsheets (all recorded)**

**Anthropometrics**

| Row Name         | 11/16/16 1029         |
|------------------|-----------------------|
| Anthropometrics  |                       |
| Height           | 67" (1.702 m) -CH     |
| Weight           | 100.7 kg (222 lb) -CH |
| Weight Method    | Stated -CH            |
| Weight Change    | 0 -CH                 |
| BMI (Calculated) | 34.8 -CH              |



WS Kennestone Urology  
 Procedure at Tower Road  
 300 Tower Road  
 STE 150  
 MARIETTA GA 30060-9404  
 Inpatient Record

Maurice, Eugene George  
 MRN: 561253820, DOB: 1/2/1949, Sex: M  
 Adm: 11/16/2016, D/C: 11/16/2016

**Flowsheets (all recorded)**

**Post Op Telephone Call**

| Row Name  | 11/17/16 1428   |
|---|---|
| <b>Post-Op</b>                                  |   |
| Do you feel comfortable?                        | Yes -CP   |
| Are you taking your Medication?                 | N/A -CP   |
| Is your pain medication working?                | N/A -CP   |
| Do you have a fever over 101 F?                 | No -CP  |
| Are you having any difficulty urinating?        | No -CP  |
| Urine Color                                     | Pink -CP  |
| Any nausea or vomiting?                         | No -CP  |
| Which areas of service were you satisfied with? | Scheduling;Check-In;Pre-Op;Clinical Staff;Physician;Anesthesia Provider;Check-Out -CP |



WS Kennestone Urology  
Procedure at Tower Road  
300 Tower Road  
STE 150  
MARIETTA GA 30060-9404  
Inpatient Record

Maurice, Eugene George  
MRN: 561253820, DOB: 1/2/1949, Sex: M  
Adm: 11/16/2016, D/C: 11/16/2016

**Flowsheets (all recorded)**

**Interpretation**

| Row Name | 11/16/16 1021 |
|----------|---------------|
|----------|---------------|

Medical Interpretation Services Documentation (All fields are required)

Is patient using Interpretation Services for this encounter? No -SC



WS Kennestone Urology  
Procedure at Tower Road  
300 Tower Road  
STE 150  
MARIETTA GA 30060-9404  
Inpatient Record

Maurice, Eugene George  
MRN: 561253820, DOB: 1/2/1949, Sex: M  
Adm: 11/16/2016, D/C: 11/16/2016

**Flowsheets (all recorded)**

**Fall Risk**

| Row Name                   | 11/16/16 1120 | 11/16/16 1030 |
|----------------------------|---------------|---------------|
| Fall Assessment            |               |               |
| Patient Receiving Sedation | Yes -CH       | Yes -CH       |
| Fall Risk                  | Yes -CH       | Yes -CH       |
| Fall Band Applied          | Yes -CH       | Yes -CH       |
| Yellow socks               | Yes -CH       | Yes -CH       |





WS Kennestone Urology  
 Procedure at Tower Road  
 300 Tower Road  
 STE 150  
 MARIETTA GA 30060-9404  
 Inpatient Record

Maurice, Eugene George  
 MRN: 561253820, DOB: 1/2/1949, Sex: M  
 Adm: 11/16/2016, D/C: 11/16/2016

**Flowsheets (all recorded)**

**Ris Pre Procedure Check list**

| Row Name                                       | 11/16/16 1031   |
|--|---|
| <b>Consent and Procedure</b>                   |   |
| History and Physical Completed                 | Yes -CH   |
| Consents Confirmed                             | Operative;Informed;Anesthesia;Facility -CH  |
| Patient ID and Procedure Verified              | Yes -CH   |
| Allergy Band Applied                           | No -CH  |
| Do you have any metal in your body?            | No -CH  |
| Correct Procedure                              | Yes -CH   |
| Side/Site Confirmed                            | N/A -CH   |
| Surgeon/Anesthesia Orders Received             | Yes -CH   |
| Surgical Prep Complete                         | Yes -CH   |
| Locker Assignment                              | 4 -CH   |
| Pre-Op Teaching Complete                       | Yes -CH   |
| NPO After Midnight                             | Yes -CH   |
| <b>Lab/Testing Checklist</b>                   |   |
| Blood Glucose Meter (mg/dl)                    | 109 -CH   |
| MD/Anesthesia Notified of Blood Glucose Result | Yes -CH   |
| Urinalysis Results                             | Abnormal -CH  |
| Abnormal UA Dip results                        | Blood trace -CH   |
| Microscopy Complete                            | No -CH  |
| Pre Procedure Testing In Chart                 | Urinalysis;Glucose Test -CH   |
| <b>Pre- op Checklist</b>                       |   |
| Anti-embolism                                  | n/a -CH   |
| Pre-Op Medications Given and Charted           | Yes -CH   |
| Pre-Op Vitals Documented                       | Yes -CH   |
| Allergies Verified                             | Yes -CH   |
| Voided Prior to Procedure                      | Yes -CH   |
| Remove all that apply:                         | Glasses/Contacts;Underwear -CH  |
| Required items available                       | Required test results, blood/antibiotics/irrigation fluids, implants, devices and special needs/equipment are available -CH |
| Mode of Transport                              | Stretcher -CH   |
| Released by (Floor RN or Pre-op RN)            | Charlotte Hayes RN -CH  |
| Report given to (healthcare professional/RN)   | anesthesia -CH  |



WS Kennestone Urology  
 Procedure at Tower Road  
 300 Tower Road  
 STE 150  
 MARIETTA GA 30060-9404  
 Inpatient Record

Maurice, Eugene George  
 MRN: 561253820, DOB: 1/2/1949, Sex: M  
 Adm: 11/16/2016, D/C: 11/16/2016

**Flowsheets (all recorded)**

**Discharge Information**

**Row Name**                      **11/16/16 1032**

As part of our commitment to quality care, we will be calling you within 7-14 days of your procedure. Please provide us with the following information so we can contact you in a way that is best for you.

|                    |  |
|--------------------|--|
| Contact Number     | 678-910-2298 -CH   |
| Contact Guidelines | Ok to leave a message for me if you get an answering machine -CH |

If you have taken sedation medication or have a scheduled procedure with anesthesia you are required to have a responsible adult present to drive you home after your procedure. If your driver needs to step out for a moment we need a cell/contact number

|                         |                              |
|-------------------------|------------------------------|
| Driver's Name           | Shirley -CH                  |
| Relationship to Patient | Spouse/Significant Other -CH |
| Cell Phone Number       | 678-910-2476 -CH             |



WS Kennestone Urology  
Procedure at Tower Road  
300 Tower Road  
STE 150  
MARIETTA GA 30060-9404  
Inpatient Record

Maurice, Eugene George  
MRN: 561253820, DOB: 1/2/1949, Sex: M  
Adm: 11/16/2016, D/C: 11/16/2016

Flowsheets (all recorded)

Assessment

| Row Name                                | 11/16/16 1119       | 11/16/16 1030       |
|---|---------------------|---------------------|
| Preop Assessment                        |                     |                     |
| Skin Condition/Temp                     | Dry;Intact;Warm -CH | Dry;Intact;Warm -CH |
| Orient/LOC                              | Sleeping -CH        | WDL -CH             |
| Psychosocial                            | Calm -CH            | Calm -CH            |
| Currently Wearing                       | —                   | Glasses -CH         |
| Enema by Patient<br>Prior to Admission? | —                   | Yes -CH             |



WS Kennestone Urology  
Procedure at Tower Road  
300 Tower Road  
STE 150  
MARIETTA GA 30060-9404  
Inpatient Record

Maurice, Eugene George  
MRN: 561253820, DOB: 1/2/1949, Sex: M  
Adm: 11/16/2016, D/C: 11/16/2016

**Flowsheets (all recorded)**

**Hand Off**

| Row Name             | 11/16/16 1115                     |
|----------------------|-----------------------------------|
| Post Sedation Care   |                                   |
| Type of Sedation     | MAC -CH                           |
| Procedure Tolerated: | Well -CH                          |
| Report Given at:     | 1116 -CH                          |
| Report received from | anesthesia -CH                    |
| Report Given To      | Charlotte Hayes RN -CH            |
| Transport Method:    | Stretcher;Side rails up x2<br>-CH |





WS Kennestone Urology  
 Procedure at Tower Road  
 300 Tower Road  
 STE 150  
 MARIETTA GA 30060-9404  
 Inpatient Record

Maurice, Eugene George  
 MRN: 561253820, DOB: 1/2/1949, Sex: M  
 Adm: 11/16/2016, D/C: 11/16/2016

**Flowsheets (all recorded)**

**Patient Assessment in OR Room**

| Row Name  | 11/16/16 11:04:54   | 11/16/16 1032 |
|---|---|---------------|
| <b>Patient Assessment</b>                       |   |               |
| Name Spelling, DOB, Procedure, Consent Verified | Yes -CH   | ---           |
| Site Verbally Verified                          | Yes -CH   | ---           |
| Site marked by physician or proceduralist?      | Not applicable -CH  | ---           |
| Pt Oriented to the OR Suite, Personnel & Roles  | Yes -CH   | ---           |
| Stretcher                                       | Wheels locked;Side rails up x1 -CH                            | ---           |
| Comfort Assessment Complete                     | Yes -CH   | ---           |
| Comfort Actions Taken                           | Warm blankets;Pillow under head;Pillow between knees/feet -CH | ---           |
| SCDs Applied                                    | No (see comment) -CH  | ---           |
| Plan of Care Reviewed by OR Staff               | Yes -CH   | ---           |
| Type of Anesthesia                              | MAC -CH   | ---           |
| <b>Prep Assessment</b>                          |   |               |
| Operative Site Intact                           | Yes -CH   | Yes -CH       |
| Hair Removal                                    | N/A -CH   | N/A -CH       |



WS Kennestone Urology  
Procedure at Tower Road  
300 Tower Road  
STE 150  
MARIETTA GA 30060-9404  
Inpatient Record

Maurice, Eugene George  
MRN: 561253820, DOB: 1/2/1949, Sex: M  
Adm: 11/16/2016, D/C: 11/16/2016

**Flowsheets (all recorded)**

**Assessment in OR post procedure**

| Row Name   | 11/16/16 11:06:18 |
|--|-------------------|
| Post Procedure Documentation                         |                   |
| Surgical Wound Classification                        | III -CH           |
| Preoperative Diagnosis                               | elevated psa -CH  |
| Postoperative Diagnosis                              | elevated psa -CH  |
| Procedure Performed (Confirmed by MD and Anesthesia) | Yes -CH           |



WS Kennestone Urology  
 Procedure at Tower Road  
 300 Tower Road  
 STE 150  
 MARIETTA GA 30060-9404  
 Inpatient Record

Maurice, Eugene George  
 MRN: 561253820, DOB: 1/2/1949, Sex: M  
 Adm: 11/16/2016, D/C: 11/16/2016

**Flowsheets (all recorded)**

**Procedure Documentation**

| Row Name                       | 11/16/16 11:05:14                           |
|--------------------------------|---|
| <b>Procedure Assessment</b>    |   |
| Patient Position               | Lateral up right -CH                        |
| Warming Device                 | Off -CH                                     |
| <b>Electrocautery</b>          |   |
| Electrocautery Used?           | No -CH                                      |
| <b>Procedure Interventions</b> |   |
| Xrays Taken?                   | No -CH                                      |
| Imaging Displayed?             | Yes -CH                                     |
| Video/Photography?             | No -CH                                      |
| Laser Used?                    | No -CH                                      |
| <b>Specimen Obtained</b>       |   |
| Specimen Obtained?             | Yes -CH                                     |
| <b>Specimen Collection</b>     |   |
| Specimen Type                  | Prostate Biopsy -CH                         |
| Side                           | Bilateral -CH                               |
| Site location                  | prostate -CH                                |
| Prostate Specimen Location     | Lat base;Lat mid;Lat apex;Base;Mid;Apex -CH |
| Specimen Sent to Pathology     | Yes -CH                                     |
| Specimen Discarded per Surgeon | No -CH                                      |
| Additional Specimens           | No -CH                                      |
| <b>Dressings</b>               |   |
| Dressings                      | N/A -CH                                     |



WS Kennestone Urology  
Procedure at Tower Road  
300 Tower Road  
STE 150  
MARIETTA GA 30060-9404  
Inpatient Record

Maurice, Eugene George  
MRN: 561253820, DOB: 1/2/1949, Sex: M  
Adm: 11/16/2016, D/C: 11/16/2016

**Flowsheets (all recorded)**

**Intake/Output**

| Row Name         | 11/17/16 1428 | 11/16/16 1144 | 11/16/16 1119 |
|------------------|---------------|---------------|---------------|
| Intake (mL)      |               |               |               |
| P.O.             | ---           | 236 mL -CH    | ---           |
| I.V.             | ---           | 200 mL -CH    | 500 mL -CH    |
| Urine Assessment |               |               |               |
| Urine Color      | Pink -CP      | ---           | ---           |



WS Kennestone Urology  
Procedure at Tower Road  
300 Tower Road  
STE 150  
MARIETTA GA 30060-9404  
Inpatient Record

Maurice, Eugene George  
MRN: 561253820, DOB: 1/2/1949, Sex: M  
Adm: 11/16/2016, D/C: 11/16/2016

**Flowsheets (all recorded)**

**Abuse Screen**

| Row Name | 11/16/16 1030 |
|----------|---------------|
|----------|---------------|

Abuse Screening

Do you feel safe at home? Yes -CH

Have you ever thought about hurting yourself? No -CH





WS Kennestone Urology  
 Procedure at Tower Road  
 300 Tower Road  
 STE 150  
 MARIETTA GA 30060-9404  
 Inpatient Record

Maurice, Eugene George  
 MRN: 561253820, DOB: 1/2/1949, Sex: M  
 Adm: 11/16/2016, D/C: 11/16/2016

**Flowsheets (all recorded)**

**Vitals/Pain**

| Row Name                 | 11/16/16 1141           | 11/16/16 1126           | 11/16/16 1121           | 11/16/16 1116           | 11/16/16 1029           |
|--------------------------|-------------------------|-------------------------|-------------------------|-------------------------|-------------------------|
| <b>Height and Weight</b> |                         |                         |                         |                         |                         |
| Height                   | —                       | —                       | —                       | —                       | 67" (1.702 m) -CH       |
| Height Method            | —                       | —                       | —                       | —                       | Stated -CH              |
| Weight                   | —                       | —                       | —                       | —                       | 100.7 kg (222 lb) -CH   |
| Weight Method            | —                       | —                       | —                       | —                       | Stated -CH              |
| BMI (Calculated)         | —                       | —                       | —                       | —                       | 34.8 -CH                |
| BSA (Calculated - sq m)  | —                       | —                       | —                       | —                       | 2.18 sq meters -CH      |
| <b>Vitals</b>            |                         |                         |                         |                         |                         |
| Temp                     | —                       | —                       | —                       | 96.2 °F (35.7 °C) -CH   | 97.1 °F (36.2 °C) -CH   |
| Temp src                 | —                       | —                       | —                       | Axillary -CH            | Oral -CH                |
| Pulse                    | 53 -CH                  | 52 -CH                  | 53 -CH                  | 54 -CH                  | 50 -CH                  |
| Heart Rate Source        | Monitor -CH             | Monitor -CH             | Monitor -CH             | Monitor -CH             | Monitor -CH             |
| Resp                     | 18 -CH                  | 18 -CH                  | 18 -CH                  | 18 -CH                  | 18 -CH                  |
| BP                       | 140/63 -CH              | 109/53 -CH              | 96/51 -CH               | (!) 93/46 -CH           | 174/77 -CH              |
| Cardiac Rhythm           | Normal sinus rhythm -CH | Normal sinus rhythm -CH | Normal sinus rhythm -CH | Normal sinus rhythm -CH | Normal sinus rhythm -CH |
| <b>Pain Assessment</b>   |                         |                         |                         |                         |                         |
| Currently in Pain        | No/denies pain -CH      | Faces -CH               | Faces -CH               | Faces -CH               | No/denies pain -CH      |
| FACES Pain Rating        | —                       | 0 -CH                   | 0 -CH                   | 0 -CH                   | —                       |
| <b>Oxygen Therapy</b>    |                         |                         |                         |                         |                         |
| SpO2                     | 99 % -CH                | 99 % -CH                | 99 % -CH                | 98 % -CH                | 98 % -CH                |
| O2 Device                | None (Room air) -CH     | Nasal cannula -CH       | Nasal cannula -CH       | Nasal cannula -CH       | None (Room air) -CH     |
| O2 Flow Rate (L/min)     | —                       | 3 L/min -CH             | 3 L/min -CH             | 3 L/min -CH             | —                       |
| Pulse Oximetry Type      | Intermittent -CH        | Continuous -CH          | Continuous -CH          | Continuous -CH          | Continuous -CH          |
| POX Probe Site Changed   | No -CH                  | No -CH                  | No -CH                  | No -CH                  | No -CH                  |



WS Kennestone Urology  
Procedure at Tower Road  
300 Tower Road  
STE 150  
MARIETTA GA 30060-9404  
Inpatient Record

Maurice, Eugene George  
MRN: 561253820, DOB: 1/2/1949, Sex: M  
Adm: 11/16/2016, D/C: 11/16/2016

**Flowsheets (all recorded)**

**Site Preparation**

| Row Name              | 11/16/16 11:04:54 | 11/16/16 1032 |
|-----------------------|-------------------|---------------|
| Prep Assessment       |                   |               |
| Operative Site Intact | Yes -CH           | Yes -CH       |
| Hair Removal          | N/A -CH           | N/A -CH       |



WS Kennestone Urology  
Procedure at Tower Road  
300 Tower Road  
STE 150  
MARIETTA GA 30060-9404  
Inpatient Record

Maurice, Eugene George  
MRN: 561253820, DOB: 1/2/1949, Sex: M  
Adm: 11/16/2016, D/C: 11/16/2016

**Flowsheets (all recorded)**

**Advance Directive**

| Row Name  | 11/16/16 1029                               |
|---|---|
| Advance Directives (For Healthcare)                                     |   |
| Have you reviewed your Advance Directive and is it valid for this stay? | No -CH                                      |
| Advance Directive   | Patient does not have advance directive -CH |



WS Kennestone Urology  
 Procedure at Tower Road  
 300 Tower Road  
 STE 150  
 MARIETTA GA 30060-9404  
 Inpatient Record

Maurice, Eugene George  
 MRN: 561253820, DOB: 1/2/1949, Sex: M  
 Adm: 11/16/2016, D/C: 11/16/2016

**Flowsheets (all recorded)**

**Assessment**

| Row Name            | 11/16/16 1119       | 11/16/16 1030       |
|---------------------|---------------------|---------------------|
| Uro Assessment      |                     |                     |
| Skin Condition/Temp | Dry;Intact;Warm -CH | Dry;Intact;Warm -CH |
| Orient/LOC          | Sleeping -CH        | WDL -CH             |
| Psychosocial        | Calm -CH            | Calm -CH            |



WS Kennestone Urology  
 Procedure at Tower Road  
 300 Tower Road  
 STE 150  
 MARIETTA GA 30060-9404  
 Inpatient Record

Maurice, Eugene George  
 MRN: 561253820, DOB: 1/2/1949, Sex: M  
 Adm: 11/16/2016, D/C: 11/16/2016

**Flowsheets (all recorded)**

**Call Complete**

| Row Name                   | 11/17/16 1427 |
|----------------------------|---------------|
| Completion of Post-op Call |               |
| Post-op Call Complete      | Yes -CP       |

**User Key**

(r) = Recorded By, (t) = Taken By, (c) = Cosigned By

| Initials | Name                | Effective Dates     |
|----------|---------------------|---------------------|
| CP       | Chrissie Pope, RN   | 12/06/13 - 02/02/17 |
| SC       | Sharon H Crider, RN | 12/06/13 - 02/02/17 |
| CH       | Charlotte Hayes, RN | 07/14/15 - 02/02/17 |
| BP       | Batch Job Prelude   | ---                 |

**Flowsheet Notes**

No notes of this type exist for this encounter.

**All Scans**





WS Kennestone Urology  
Procedure at Tower Road  
300 Tower Road  
STE 150  
MARIETTA GA 30060-9404  
Inpatient Record

Maurice, Eugene George  
MRN: 561253820, DOB: 1/2/1949, Sex: M  
Adm: 11/16/2016, D/C: 11/16/2016

---

**Encounter-Level Documents - 11/16/2016:**

Scan on 11/17/2016 3:10 PM (below)



WS Kennestone Urology  
Procedure at Tower Road  
300 Tower Road  
STE 150  
MARIETTA GA 30060-9404  
Inpatient Record

Maurice, Eugene George  
MRN: 561253820, DOB: 1/2/1949, Sex: M  
Adm: 11/16/2016, D/C: 11/16/2016

---

Scan on 11/17/2016 3:10 PM (below)



WS Kennestone Urology  
Procedure at Tower Road  
300 Tower Road  
STE 150  
MARIETTA GA 30060-9404  
Inpatient Record

Maurice, Eugene George  
MRN: 561253820, DOB: 1/2/1949, Sex: M  
Adm: 11/16/2016, D/C: 11/16/2016

---

Scan on 11/17/2016 3:08 PM (below)



WS Kennestone Urology  
Procedure at Tower Road  
300 Tower Road  
STE 150  
MARIETTA GA 30060-9404  
Inpatient Record

Maurice, Eugene George  
MRN: 561253820, DOB: 1/2/1949, Sex: M  
Adm: 11/16/2016, D/C: 11/16/2016

---

Scan on 11/16/2016 9:43 AM by Mary Johnston: Perceptive Content Scan (below)

---

**Encounter-Level E-Signatures:**

No documentation.



WS Kennestone Hospital  
677 Church Street  
Marietta GA 30060-1101  
Inpatient Record

Maurice, Eugene George  
MRN: 561253820, DOB: 1/2/1949, Sex: M  
Adm: 11/1/2017, D/C: 11/2/2017

## ENCOUNTER

|                     |                           |                      |   |
|---------------------|---------------------------|----------------------|---|
| Patient Class:      | <b>OBV</b>                | Unit:                | <b>KHB7EPROCARD</b>                             |
| Hospital Service:   | <b>Cardiology</b>         | Bed:                 | <b>B716/B716-01</b>                             |
| Admitting Provider: | <b>Abdul M Sheikh, Md</b> | Referring Physician: |   |
| Attending Provider: | <b>Abdul m sheikh</b>     | AD: N                | Adm Diagnosis: <b>S/P angioplasty with ste*</b> |
| Admission Date:     | <b>11/1/2017</b>          | Admission Time:      | <b>0636</b>                                     |

## PATIENT

|                |                                  |                        |                            |                |                           |
|----------------|----------------------------------|------------------------|----------------------------|----------------|---------------------------|
| Name:          | <b>Eugene George Maurice</b>     | Sex:                   | <b>Male</b>                | DOB:           | <b>1/2/1949 (68 yrs)</b>  |
| Address:       | <b>61 SHOCKLEY WAY</b>           | Religion:              | <b>Catholic</b>            | Race:          | <b>White or caucasian</b> |
| City:          | <b>DALLAS GA 30157-8973</b>      | County:                | <b>PAULDING</b>            |                |                           |
| Email Address: | <b>Gene.maurice@sgmservice.*</b> | Primary Care Provider: | <b>Jeffrey L Tharp, MD</b> | Primary Phone: | <b>678-910-2298</b>       |

### EMERGENCY CONTACT

| Contact Name              | Legal Guardian? | Relationship to Patient | Home Phone    | Work Phone | Mobile Phone |
|---------------------------|-----------------|-------------------------|---------------|------------|--------------|
| 1. Maurice, Shirley       |                 | Spouse                  | (678)398-9479 |            | 678-910-2476 |
| 2. *No Contact Specified* |                 |                         |               |            | 678-910-2476 |

## GUARANTOR

|                      |                               |               |                     |
|----------------------|-------------------------------|---------------|---------------------|
| Guarantor:           | <b>MAURICE, EUGENE GEORGE</b> | DOB:          | <b>1/2/1949</b>     |
| Address:             | <b>61 SHOCKLEY WAY</b>        | Sex:          | <b>Male</b>         |
|                      | <b>DALLAS, GA 30157-8973</b>  | Home Phone:   | <b>678-398-9479</b> |
| Relation to Patient: | <b>Self</b>                   | Work Phone:   |                     |
| Guarantor ID:        | <b>123805</b>                 | Mobile Phone: | <b>678-910-2298</b> |

### GUARANTOR EMPLOYER

|           |        |         |                |
|-----------|--------|---------|----------------|
| Employer: | Phone: | Status: | <b>RETIRED</b> |
|-----------|--------|---------|----------------|

## COVERAGE

| PRIMARY INSURANCE   |                              |                          |  |
|---------------------|------------------------------|--------------------------|--|
| Payor:              | <b>COVENTRY ADVANTRA M*</b>  | Plan:                    | <b>COVENTRY ADVANTRA /PPO</b>                      |
| Group Number:       | <b>4916004101</b>            | Insurance Type:          | <b>INDEMNITY</b>                                   |
| Subscriber Name:    | <b>MAURICE, EUGENE GEOR*</b> | Subscriber DOB:          | <b>01/02/1949</b>                                  |
| Coverage:           | <b>P O BOX 7156</b>          | Subscriber ID:           | <b>80459609601</b>                                 |
|                     | <b>LONDON, KY 40742-7156</b> | Pat. Rel. to Subscriber: | <b>Self</b>  |
| Phone:              | <b>(866)613-4977</b>         | Co-In: Deductible:       | <b>\$0.00</b> Out of Pocket Max: <b>\$5,900.00</b> |
| SECONDARY INSURANCE |                              |                          |  |
| Payor:              |                              | Plan:                    | <b>N/A</b>   |
| Group Number:       |                              | Insurance Type:          |  |
| Subscriber Name:    |                              | Subscriber DOB:          |  |
| Coverage:           |                              | Subscriber ID:           |  |
| Phone:              |                              | Pat. Rel. to Subscriber: |  |

Contact Serial#



April 9, 2020

Chart ID







WS Kennestone Hospital  
677 Church Street  
Marietta GA 30060-1101  
Inpatient Record

Maurice, Eugene George  
MRN: 561253820, DOB: 1/2/1949, Sex: M  
Adm: 11/1/2017, D/C: 11/2/2017

**Admission Information**

|                    |                    |                     |                              |                     |   |
|--------------------|--------------------|---------------------|------------------------------|---------------------|---|
| Arrival Date/Time: |                    | Admit Date/Time:    | 11/01/2017 0636              | IP Adm. Date/Time:  |   |
| Admission Type:    | Elective           | Point of Origin:    | Physician Or Clinic Referral | Admit Category:     |   |
| Means of Arrival:  | Car                | Primary Service:    | Cardiology                   | Secondary Service:  | N/A   |
| Transfer Source:   |                    | Service Area:       | WS SERVICE AREA              | Unit:               | WellStar Kennestone Hospital (KH B7E PROGRESS CARD) |
| Admit Provider:    | Abdul M Sheikh, MD | Attending Provider: | Abdul M Sheikh, MD           | Referring Provider: |   |

**Discharge Information**

| Discharge Date/Time | Discharge Disposition | Discharge Destination | Discharge Provider | Unit  |
|---------------------|-----------------------|-----------------------|--------------------|---|
| 11/02/2017 1313     | Home Or Self Care     | None                  | None               | WellStar Kennestone Hospital (KH B7E PROGRESS CARD) |

**Final Diagnoses (ICD-10-CM)**

| Code                | Description  | POA | CC | HAC | Affects DRG |
|---------------------|--|-----|----|-----|-------------|
| I25.718 [Principal] | Atherosclerosis of autologous vein coronary artery bypass graft(s) with other forms of angina pectoris |     |    |     |             |
| I25.118             | Atherosclerotic heart disease of native coronary artery with other forms of angina pectoris            |     |    |     |             |
| I25.82              | Chronic total occlusion of coronary artery   |     |    |     |             |
| I48.92              | Unspecified atrial flutter   |     |    |     |             |
| Z87.891             | Personal history of nicotine dependence  |     |    |     |             |
| E78.5               | Hyperlipidemia, unspecified  |     |    |     |             |
| I10                 | Essential (primary) hypertension   |     |    |     |             |
| Z82.49              | Family history of ischemic heart disease and other diseases of the circulatory system                  |     |    |     |             |
| E66.9               | Obesity, unspecified   |     |    |     |             |
| Z68.33              | Body mass index (bmi) 33.0-33.9, adult   |     |    |     |             |
| E11.51              | Type 2 diabetes mellitus with diabetic peripheral angiopathy without gangrene                          |     |    |     |             |
| Z79.01              | Long term (current) use of anticoagulants  |     |    |     |             |
| Z79.84              | Long term (current) use of oral hypoglycemic drugs   |     |    |     |             |
| Z79.82              | Long term (current) use of aspirin   |     |    |     |             |
| Z79.899             | Other long term (current) drug therapy   |     |    |     |             |
| Z95.5               | Presence of coronary angioplasty implant and graft   |     |    |     |             |

**Events**

**Admission at 11/1/2017 0636**

Unit: WellStar Kennestone Hospital (KH CARDIAC ARU) Room: B328 Bed: B328-01  
Patient class: Hospital Outpatient Surgery Service: General Surgery

**Transfer Out at 11/1/2017 0827**

Unit: WellStar Kennestone Hospital (KH CARDIAC ARU) Room: B328 Bed: B328-01  
Patient class: Hospital Outpatient Surgery Service: General Surgery

**Transfer In at 11/1/2017 0827**

Unit: Wellstar Kennestone Hospital (KH CATH/EP) Room: KH CATH Pool Bed: KH CATH Pool  
Patient class: Hospital Outpatient Surgery Service: General Surgery

**Surgery at 11/1/2017 0827**

Unit: KH CARDIAC CATH LAB Room: KH CATH LAB 5  
Patient class: Hospital Outpatient Surgery Service: Cardiovascular

**Patient Update at 11/1/2017 0833**

Unit: Wellstar Kennestone Hospital (KH CATH/EP) Room: KH CATH Pool Bed: KH CATH Pool  
Patient class: Hospital Outpatient Surgery Service: Cardiac Cath

**Patient Update at 11/1/2017 1216**

Unit: Wellstar Kennestone Hospital (KH CATH/EP) Room: KH CATH Pool Bed: KH CATH Pool  
Patient class: Observation Service: Cardiac Cath

**Transfer Out at 11/1/2017 1235**



WS Kennestone Hospital  
677 Church Street  
Marietta GA 30060-1101  
Inpatient Record

Maurice, Eugene George  
MRN: 561253820, DOB: 1/2/1949, Sex: M  
Adm: 11/1/2017, D/C: 11/2/2017

**All Scans (continued)**

**Events (continued)**

Unit: Wellstar Kennestone Hospital (KH CATH/EP) Room: KH CATH Pool Bed: KH CATH Pool  
Patient class: Observation Service: Cardiac Cath

**Transfer In at 11/1/2017 1235**

Unit: WellStar Kennestone Hospital (KH B7E Room: B716 Bed: B716-01  
PROGRESS CARD) Service: Cardiology  
Patient class: Observation

**Discharge at 11/2/2017 1313**

Unit: WellStar Kennestone Hospital (KH B7E Room: B716 Bed: B716-01  
PROGRESS CARD) Service: Cardiology  
Patient class: Observation

**Allergies as of 11/2/2017**

Reviewed on 11/1/2017

No Known Allergies

**Immunizations as of 11/2/2017**

Immunizations never marked as reviewed

**Annual Influenza**

Administered on: 9/26/2016 0000 Site: Left deltoid Route: Intramuscular  
Lot number: UI700AA

**INFLUENZA HD, 65 YEARS AND ABOVE**

Administered by: Jade Westover, LPN Administered on: 9/26/2016 Dose: 0.5 mL  
Site: Left deltoid Route: Intramuscular NDC: 49281-399-88  
CVX code: 135 VIS date: 8/7/2015  
Manufacturer: Sanofi Pasteur Lot number: UI700AA

**Questionnaire**

| Question                                      | Answer |
|---|--------|
| Have you ever had a serious reaction to eggs? | NO     |
| Have you ever had Guillain Barre Syndrome?    | No     |

**INFLUENZA HD, 65 YEARS AND ABOVE**

Administered by: Tina M Allen, MA Administered on: 9/28/2017 Dose: 0.5 mL  
Site: Left deltoid Route: Intramuscular NDC: 49281-401-88  
CVX code: 135 VIS date: 09/28/2017  
Manufacturer: Sanofi Pasteur Lot number: UI842AB

**Questionnaire**

| Question                                      | Answer |
|---|--------|
| Have you ever had a serious reaction to eggs? | NO     |
| Have you ever had Guillain Barre Syndrome?    | No     |

**Influenza - Unspecified**

Administered on: 9/26/2016 0000 Site: Left deltoid Route: Intramuscular  
CVX code: 88  
Lot number: UI700AA

**Pneumococcal Conjugate 13-Valent**

Administered by: Mary S Wray, MA Administered on: 3/16/2016 Dose: 0.5 mL  
Site: Left deltoid Route: Intramuscular NDC: 0005-1971-01  
CVX code: 133 VIS date: 031616  
Manufacturer: Wyeth-Ayerst Lot number: M51193

**Medical as of 11/2/2017**

**Past Medical History**

| Diagnosis  | Date | Comments | Source   |
|--|------|----------|----------|
| CAD (coronary artery disease) [I25.10]             | —    | —        | Provider |
| Coronary atherosclerosis of native coronary artery | —    | —        | Provider |



WS Kennestone Hospital  
677 Church Street  
Marietta GA 30060-1101  
Inpatient Record

Maurice, Eugene George  
MRN: 561253820, DOB: 1/2/1949, Sex: M  
Adm: 11/1/2017, D/C: 11/2/2017

**All Scans (continued)**

**Medical as of 11/2/2017 (continued)**

|   |   |                                  |          |
|---|---|----------------------------------|----------|
| [I25.10]  |   |                                  |          |
| Diabetes mellitus (HCC) [E11.9]                         | — | —                                | Provider |
| Essential hypertension, benign [I10]                    | — | —                                | Provider |
| Family history of ischemic heart disease [Z82.49]       | — | —                                | Provider |
| Hyperlipidemia [E78.5]                                  | — | —                                | Provider |
| Hypertension [I10]                                      | — | —                                | Provider |
| Infectious viral hepatitis [B15.9]                      | — | as teen/cannont recall what type | Provider |
| Obesity [E66.9]   | — | —                                | Provider |
| Other and unspecified hyperlipidemia [E78.5]            | — | —                                | Provider |
| Other symptoms involving cardiovascular system [R09.89] | — | —                                | Provider |
| PVD (peripheral vascular disease) (HCC) [I73.9]         | — | —                                | Provider |

**Pertinent Negatives**

| Diagnosis                            | Date Noted | Comments | Source   |
|--------------------------------------|------------|----------|----------|
| Abnormal ECG [R94.31]                | 04/07/2014 | —        | Provider |
| Aneurysm (HCC) [I72.9]               | 04/07/2014 | —        | Provider |
| Arrhythmia [I49.9]                   | 04/07/2014 | —        | Provider |
| Asthma [J45.909]                     | 04/07/2014 | —        | Provider |
| Cancer (HCC) [C80.1]                 | 04/07/2014 | —        | Provider |
| Chronic kidney disease [N18.9]       | 04/07/2014 | —        | Provider |
| Clotting disorder (HCC) [D68.9]      | 04/07/2014 | —        | Provider |
| Congenital heart disease [Q24.9]     | 04/07/2014 | —        | Provider |
| Deep vein thrombosis (HCC) [I82.409] | 04/07/2014 | —        | Provider |
| Heart failure (HCC) [I50.9]          | 04/07/2014 | —        | Provider |
| Heart murmur [R01.1]                 | 04/07/2014 | —        | Provider |
| Mitral valve prolapse [I34.1]        | 04/07/2014 | —        | Provider |
| Myocardial infarction [I21.9]        | 04/07/2014 | —        | Provider |
| Pulmonary embolism (HCC) [I26.99]    | 04/07/2014 | —        | Provider |
| Sleep apnea [G47.30]                 | 04/07/2014 | —        | Provider |
| Stroke (HCC) [I63.9]                 | 04/07/2014 | —        | Provider |
| Valvular disease [I38]               | 04/07/2014 | —        | Provider |

**ED Records**

**ED Arrival Information**

Patient not seen in ED

**ED Disposition**

None

**Discharge Summary - Encounter Notes**

**Discharge Summary by Diosdado M Irlandez, MD at 11/2/2017 11:31 AM**

Author: Diosdado M Irlandez, MD      Service: Cardiology      Author Type: Physician  
 Filed: 11/2/2017 11:43 AM      Date of Service: 11/2/2017 11:31 AM      Status: Addendum  
 Editor: Diosdado M Irlandez, MD (Physician)  
 Related Notes: Original Note by Diosdado M Irlandez, MD (Physician) filed at 11/2/2017 11:43 AM

**WellStar Cardiovascular Medicine**

**Patient Name:** Eugene G Maurice  
**Date of Birth:** 1/2/1949  
**MRN:** 561253820  
**LOS:** 0 days



Discharge Summary - Encounter Notes (continued)

Discharge Summary by Diosdado M Irlandez, MD at 11/2/2017 11:31 AM (continued)

CARDIOVASCULAR MEDICINE DISCHARGE SUMMARY

**Admit date:** 11/1/2017  
**Discharge date:** 11/2/2017  
**Primary Cardiologist:** Sheikh  
**Discharged Condition:** good, stable  
**Disposition:** Discharged to: Home

Discharge Diagnoses

1. CAD  
-s/p CABG
2. Hypertension
3. Hyperlipidemia
4. Peripheral Artery Disease
5. Paroxysmal Atrial flutter

Hospital Course

Mr. Maurice is a 68 y.o. male with a hx of CAD and previous CABG. He was seen by CT surgery and turned down for redo CABG. He was admitted to undergo an attempted percutaneous intervention of his chronically occluded left and right coronary arteries. **Yesterday there was an unsuccessful attempt at CTO PCI of the native LCx due to the inability to wire the antegrade segment. Retrograde equipment was able to be advanced to the distal cap but not able to be externalized into the aorta.**

Subjective Data

Mr. Maurice feels well. He denies CP or SOB.

Physical Exam

**Temp:** [97.8 °F (36.6 °C)-98.5 °F (36.9 °C)] 97.8 °F (36.6 °C)  
**Heart Rate:** [58-74] 67  
**Resp:** [16-20] 18  
**BP:** (110-161)/(61-88) 139/71

Cardiology Diagnostics

- **Echo: 3/29/16** Left ventricular systolic function is normal, ejection fraction is 50-55%.
- The left ventricle cavity is normal size. Mildly increased concentric left ventricle hypertrophy.
- Right ventricle has normal size and normal systolic function.

There is mild mitral valve regurgitation present.

- **Ischemic Evaluation: 11/21/17** Unsuccessful attempt at CTO PCI of the native LCx due to inability to wire the antegrade segment. Retrograde equipment was able to be advanced to the distal cap but not able to be externalized into the aorta.

**Discharge Summary - Encounter Notes (continued)**

Discharge Summary by Diosdado M Irlandez, MD at 11/2/2017 11:31 AM (continued)

Continued medical management at this time

**Ancillary Data**

**Results from last 7 days**

| Lab        | Units  | 10/27/17<br>0938 |
|------------|--------|------------------|
| WBC COUNT  | 10E9/L | 8.5              |
| HGB        | g/dL   | 11.6*            |
| HEMATOCRIT | %      | 37*              |
| PLATELET   | 10E9/L | 176              |

**Results from last 7 days**

| Lab                  | Units          | 11/02/17<br>0617 | 10/27/17<br>0938 |
|----------------------|----------------|------------------|------------------|
| SODIUM, S            | mmol/L         | 140              | 138              |
| CHLORIDE             | mmol/L         | 103              | 101              |
| CO2                  | mmol/L         | 25               | 24               |
| BUN BLD              | mg/dL          | 15               | 20               |
| CREATININE, S        | mg/dL          | 0.94             | 0.88             |
| CALCIUM, TOTAL       | mg/dL          | 9.0              | 9.2              |
| GFR MDRD NON AF AMER | ml/min/1.73 m2 | >60              | >60              |

**Discharge Instructions/Medications**

**Current Discharge Medication List**

**CONTINUE these medications which have NOT CHANGED**

|   | Details   |
|---|---|
| aspirin, buffered 81 mg Tab                     | Take 81 mg by mouth daily.  |
| atorvastatin (LIPITOR) 80 MG tablet             | Take 1 tablet (80 mg total) by mouth nightly<br>Qty: 90 tablet, Refills: 3  |
| !! blood sugar diagnostic (GLUCOSE BLOOD) strip | cvs true test blood glucose strip; test blood sugar ac breakfast and then once more daily as needed..<br>Qty: 100 strip, Refills: 2 |
| !! blood sugar diagnostic strip                 | True metrix - test blood sugar ac breakfast and then once more daily as needed.. Dx E11.9<br>Qty: 100 strip, Refills: 2             |
| carvedilol (COREG) 12.5 MG tablet               | Take 1 tablet (12.5 mg total) by mouth 2 (two) times a day with meals<br>Qty: 180 tablet, Refills: 3                                |





WS Kennestone Hospital  
677 Church Street  
Marietta GA 30060-1101  
Inpatient Record

Maurice, Eugene George  
MRN: 561253820, DOB: 1/2/1949, Sex: M  
Adm: 11/1/2017, D/C: 11/2/2017

**Discharge Summary - Encounter Notes (continued)**

Discharge Summary by Diosdado M Irlandez, MD at 11/2/2017 11:31 AM (continued)

**chlorthalidone (HYGROTEN) 50 MG tablet** Take 1 tablet (50 mg total) by mouth daily  
Qty: 90 tablet, Refills: 3  
*Associated Diagnoses: Coronary arteriosclerosis*

**cilostazol (PLETAL) 100 MG tablet** Take 1 tablet (100 mg total) by mouth 2 (two) times a day  
Qty: 180 tablet, Refills: 3

**isosorbide mononitrate (IMDUR) 30 MG 24 hr tablet** Take 2 tablets (60 mg total) by mouth 2 (two) times a day  
Qty: 360 tablet, Refills: 3  
*Associated Diagnoses: Coronary artery disease involving native coronary artery of native heart without angina pectoris*

**ramipril (ALTACE) 10 MG capsule** Take 1 capsule (10 mg total) by mouth 2 (two) times a day  
Qty: 180 capsule, Refills: 3

**apixaban (ELIQUIS) 5 mg tablet** Take 1 tablet (5 mg total) by mouth 2 (two) times a day  
Qty: 180 tablet, Refills: 3

**metFORMIN (GLUCOPHAGE) 500 MG tablet** Take 2 tablets (1,000 mg total) by mouth 2 (two) times a day with meals  
2 tablets in am and 1 tablet in pm  
Qty: 360 tablet, Refills: 0

**nitroglycerin (NITROSTAT) 0.4 MG SL tablet** Place 1 tablet (0.4 mg total) under the tongue every 5 (five) minutes as needed for chest pain  
Qty: 25 tablet, Refills: 3

**!! - Potential duplicate medications found. Please discuss with provider.**

**Follow-up:** Your Primary Cardiologist or as directed in 5-7 days.

**Time Spent on Discharge:** 30 minutes

**Ms. Nicely as scribe.**

Diosdado M Irlandez, MD  
11/2/2017  
11:42 AM

Electronically Signed by Diosdado M Irlandez, MD on 11/2/2017 11:43 AM

**H&P - Encounter Notes**

H&P by Abdul M Sheikh, MD at 11/1/2017 8:16 AM

Author: Abdul M Sheikh, MD  
Filed: 11/1/2017 8:16 AM  
Editor: Abdul M Sheikh, MD (Physician)

Service: Cardiology  
Date of Service: 11/1/2017 8:16 AM

Author Type: Physician  
Status: Signed

**H&P - Encounter Notes (continued)**

H&P by Abdul M Sheikh, MD at 11/1/2017 8:16 AM (continued)

**EUGENE G MAURICE**  
1/2/1949  
561253820

**HPI**

Eugene G Maurice is a 66 y.o. male seen in the office today for follow up of CAD and paroxysmal atrial flutter. Known to have significant disease in the bypass grafts to his circumflex and RCA territories. He was seen by CT surgery earlier and was turned down for a redo bypass operation. Continues to have angina, somewhat progressive in nature. Now amenable to undergoing attempted percutaneous intervention of his chronically occluded left and right coronary arteries. Has been taking his medications as instructed.

**ROS**

|                  |            |                 |            |
|------------------|------------|-----------------|------------|
| General          | denies c/o | Abdominal       | denies c/o |
| Skin             | denies c/o | Musculoskeletal | denies c/o |
| Eyes             | denies c/o | Neuro           | denies c/o |
| Ears/nose/throat | denies c/o | Psych           | denies c/o |
| Resp             | denies c/o | Endocrine       | denies c/o |
| CV               | see HPI    | Heme            | denies c/o |

**DATA REVIEW**

Data Review

|  |   |
|--|---|
|  | 5/30/17   |
| EKG                                    | 1-11-17 EKG-NSR, LAD, LBBB  |
| Echocardiogram                         | 03/29/16 ejection fraction is 50-55%. There is mild mitral valve regurgitation present.   |
| Carotid Duplex                         | 08/20/2014: Significant bilateral carotid disease.  |
| Myocardial Perfusion Imaging, Exercise | 5/15: Positive, high risk   |
| Myocardial Perfusion Imaging, Lexiscan | 1/08: negative for ischemia   |
| Cardiac Catheterization                | 05/01/2017 Severe native vessel disease, Low normal EF with mild inferobasal hypokinesis, Patent LIMA to D1/LAD, SVG to PDA with mild ISR proximally and moderate disease in mid segment, SVG to OM2/3 occluded |
| PCI                                    | 5/14: 4.0/15 Resolute DES to prox SVG-OM, 4.0/18 Resolute DES to SVG-PDA, 5/15: 4.0/16 Promus in SVG-PDA (distal to prior stent), 3.5/16, 3.5/38, and 3.0/38 Promus in SVG-OM                                   |
| Cardiac Surgery                        | 1992: CABG (in Nashville, TN)   |
| Peripheral Vascular Procedures         | Right CEA January 2014  |

**PAST MEDICAL HX**

he has a past medical history of Other symptoms involving cardiovascular system; Coronary atherosclerosis of



**H&P - Encounter Notes (continued)**

H&P by Abdul M Sheikh, MD at 11/1/2017 8:16 AM (continued)

native coronary artery; Family history of ischemic heart disease; Other and unspecified hyperlipidemia; Essential hypertension, benign; PVD (peripheral vascular disease); Obesity; Hypertension; Hyperlipidemia; and CAD (coronary artery disease).

**SOCIAL HX**

| History  | History   | History  |
|--|---|--|
| Smoking status   | Alcohol Use   | Drug Use   |
| <ul style="list-style-type: none"> <li>Former Smoker -- 1.00 packs/day for 25 years</li> <li>Types: Cigarettes</li> <li>Quit date: 04/07/1992</li> </ul> | <ul style="list-style-type: none"> <li>Yes</li> </ul> | <ul style="list-style-type: none"> <li>No</li> </ul> |
| <b>Smokeless tobacco</b> <ul style="list-style-type: none"> <li>Never Used</li> </ul>  |   |  |

**FAMILY HX**

family history includes Coronary artery disease in his mother and Other in his brother and mother. There is no history of Anemia, and Arrhythmia, and Asthma, and Clotting disorder, and Fainting, and Heart attack, and Heart disease, and Heart failure, and Hyperlipidemia, and Hypertension, and Stroke, .

**ALLERGIES**

Allergies as of 04/07/2014

- (No Known Allergies)

**MEDICATIONS**

Current Outpatient Prescriptions:

- apixaban (ELIQUIS) 5 mg tablet, Take 1 tablet (5 mg total) by mouth 2 (two) times a day, Disp: 180 tablet, Rfl: 3
- aspirin, buffered 81 mg Tab, Take 81 mg by mouth daily., Disp: , Rfl:
- atorvastatin (LIPITOR) 80 MG tablet, Take 1 tablet (80 mg total) by mouth nightly, Disp: 90 tablet, Rfl: 3
- blood sugar diagnostic (GLUCOSE BLOOD) strip, cvs true test blood glucose strip; test blood sugar ac breakfast and then once more daily as needed., Disp: 100 strip, Rfl: 2
- blood sugar diagnostic strip, True metrix - test blood sugar ac breakfast and then once more daily as needed.. Dx E11.9, Disp: 100 strip, Rfl: 2
- carvedilol (COREG) 12.5 MG tablet, Take 1 tablet (12.5 mg total) by mouth 2 (two) times a day with meals, Disp: 180 tablet, Rfl: 3
- chlorthalidone (HYGROTEN) 50 MG tablet, Take 1 tablet (50 mg total) by mouth daily, Disp: 90 tablet, Rfl: 3
- cilostazol (PLETAL) 100 MG tablet, Take 1 tablet (100 mg total) by mouth 2 (two) times a day, Disp: 180 tablet, Rfl: 3
- isosorbide mononitrate (IMDUR) 30 MG 24 hr tablet, Take 2 tablets (60 mg total) by mouth 2 (two) times a day, Disp: 360 tablet, Rfl: 3
- levothyroxine (SYNTHROID, LEVOTHROID) 25 MCG tablet, Take 1 tablet (25 mcg total) by mouth daily 1



**H&P - Encounter Notes (continued)**

H&P by Abdul M Sheikh, MD at 11/1/2017 8:16 AM (continued)

(one) hour before breakfast, Disp: 30 tablet, Rfl: 2

- metFORMIN (GLUCOPHAGE) 500 MG tablet, Take 2 tablets (1,000 mg total) by mouth 2 (two) times a day with meals 2 tablets in am and 1 tablet in pm, Disp: 360 tablet, Rfl: 0
- nitroglycerin (NITROSTAT) 0.4 MG SL tablet, Place 1 tablet (0.4 mg total) under the tongue every 5 (five) minutes as needed for chest pain, Disp: 25 tablet, Rfl: 3
- ramipril (ALTACE) 10 MG capsule, Take 1 capsule (10 mg total) by mouth 2 (two) times a day, Disp: 180 capsule, Rfl: 3

**EXAM**

Vitals

Vitals:

10/10/  
 17  
 1116  
 BP: 120/7  
 6  
 Pulse: 76  
 Weight: 99.3  
 kg  
 (219  
 lb)  
 Height: 67"  
 (1.702  
 m)

|         |                                  |             |                                 |
|---------|----------------------------------|-------------|---------------------------------|
| General | Alert, oriented, NAD             | Extremities | No edema, normal pulses         |
| Skin    | Warm, no rashes                  | Abdomen     | Soft, nt/nd, normal bowel sound |
| Neck    | JVP normal, no bruit             | Neuro       | Grossly normal                  |
| Chest   | clear bilaterally, normal effort | Psych       | Grossly normal                  |
| Cardiac | Regular, 2/6 SEM, no r/g, PMI nl |             |                                 |

**LABS**

Lab Results

| Component  | Value | Date      |
|------------|-------|-----------|
| POTASSIUM  | 4.7   | 2/21/2014 |
| BUN        | 30*   | 2/21/2014 |
| CREATININE | 1.17  | 2/21/2014 |
| GFRNONAA   | >60   | 2/21/2014 |
| ALT        | 30    | 2/17/2014 |
| AST        | 26    | 2/17/2014 |

No results found for this basename: CHOL, TRIG, HDL, LDLCHOL

**H&P - Encounter Notes (continued)**

H&P by Abdul M Sheikh, MD at 11/1/2017 8:16 AM (continued)

**Lab Results**

| Component | Value | Date      |
|-----------|-------|-----------|
| HGB       | 11.1* | 2/21/2014 |
| HCT       | 34*   | 2/21/2014 |
| PLT       | 146*  | 2/21/2014 |

No results found for this basename: BNP, TSH

**ASSESSMENT/PLAN**

1. CAD (coronary artery disease)
2. Essential hypertension, benign
3. PVD (peripheral vascular disease)
4. Hyperlipidemia

Mr. Maurice is a pleasant 68 y.o. male with CAD. Does have reocclusion of his vein graft to his circumflex territory. Graft to his RCA, which is also needed multiple interventions, had mild to moderate disease on his most recent catheterization. Was not felt to be a good candidate for redo bypass surgery. Also noted to have newly diagnosed paroxysmal atrial flutter. Presently in sinus rhythm. Has been started on anticoagulant therapy.

- For now we will continue him on his current medical therapy.
- He does feel that his symptoms have progressed enough that he would like to proceed with intervention. The nature of CTO intervention was discussed at length with him, as was done during previous office visits. This includes the need for bilateral arterial access, prolonged procedure times, estimated success rate of 80%. Risks of the procedure, including but not limited to: Death, myocardial infarction, coronary perforation, need for emergent surgery, radiation skin injury, and contrast nephropathy were all discussed. Estimated risk of significant complications was between 1 and 2%.
- After discussing all of the above he wishes to proceed. This will be scheduled for him.
- BMI > 30. We have discussed ideal BMI and nutrition and physical activity. We will continue to monitor on future visits.

Thank you for allowing us to participate in the care of your patients.

Abdul M Sheikh, MD

Electronically Signed by Abdul M Sheikh, MD on 11/1/2017 8:16 AM

**Progress Notes - Encounter Notes**

Progress Notes by Nakeisa L Brown, RN at 11/1/2017 10:22 PM

Author: Nakeisa L Brown, RN      Service: —      Author Type: Registered Nurse  
Filed: 11/1/2017 10:23 PM      Date of Service: 11/1/2017 10:22 PM      Status: Signed  
Editor: Nakeisa L Brown, RN (Registered Nurse)





WS Kennestone Hospital  
 677 Church Street  
 Marietta GA 30060-1101  
 Inpatient Record

Maurice, Eugene George  
 MRN: 561253820, DOB: 1/2/1949, Sex: M  
 Adm: 11/1/2017, D/C: 11/2/2017

**Progress Notes - Encounter Notes (continued)**

**Progress Notes by Nakeisa L Brown, RN at 11/1/2017 10:22 PM (continued)**

**24 Hour Chart Check Completed**

Electronically Signed by Nakeisa L Brown, RN on 11/1/2017 10:23 PM

**Progress Notes by Diosdado M Irlandez, MD at 11/2/2017 11:30 AM**

|   |                                     |                        |
|---|-------------------------------------|------------------------|
| Author: Diosdado M Irlandez, MD             | Service: Cardiology                 | Author Type: Physician |
| Filed: 11/2/2017 11:31 AM                   | Date of Service: 11/2/2017 11:30 AM | Status: Signed         |
| Editor: Diosdado M Irlandez, MD (Physician) |                                     |                        |

**WellStar Cardiovascular Medicine**

LOS: 0 days

**CARDIOVASCULAR MEDICINE PROGRESS NOTE**

**Subjective:**

Mr. Maurice denies palpitations  
 There were no acute CV events last night. No chest pain or shortness of breath.

**Scheduled Meds:**

|                          |         |             |              |
|--------------------------|---------|-------------|--------------|
| • aspirin                | 81 mg   | Oral        | Daily        |
| • atorvastatin           | 80 mg   | Oral        | Nightly      |
| • atropine               | 0.5 mg  | Intravenous | Q5 Min PRN   |
| • carvedilol             | 12.5 mg | Oral        | BID w/ meals |
| • chlorthalidone         | 50 mg   | Oral        | Daily        |
| • cilostazol             | 100 mg  | Oral        | BID          |
| • isosorbide mononitrate | 60 mg   | Oral        | BID          |
| • morphine injection     | 2 mg    | Intravenous | Q4H PRN      |
| • nitroglycerin          | 0.4 mg  | Sublingual  | Q5 Min PRN   |

**Continuous Infusions:**

**PRN Meds:** atropine, morphine injection, nitroglycerin

**Objective:**

**Visit Vitals**

|       |                          |
|-------|--------------------------|
| BP    | 139/71                   |
| Pulse | 67                       |
| Temp  | 97.8 °F (36.6 °C) (Oral) |
| Resp  | 18                       |
| Ht    | 67" (1.702 m)            |
| Wt    | 97.1 kg (214 lb 1.1 oz)  |
| SpO2  | 95%                      |
| BMI   | 33.53 kg/m <sup>2</sup>  |

**Physical Exam:**



**Progress Notes - Encounter Notes (continued)**

**Progress Notes by Diosdado M Irlandez, MD at 11/2/2017 11:30 AM (continued)**

GEN: NAD  
 HEENT: no JVD, no masses  
 CVS: S1S2 RRR without audible M/G/R  
 LUNGS: CTA bilaterally, no wheezing or use of accessory muscles  
 ABD: soft/NT/ND  
 EXT: No C/C/E

**Lab Review**

**Results from last 7 days**

| Lab        | Units  | 10/27/17<br>0938 |
|------------|--------|------------------|
| WBC COUNT  | 10E9/L | 8.5              |
| HGB        | g/dL   | 11.6*            |
| HEMATOCRIT | %      | 37*              |
| PLATELET   | 10E9/L | 176              |

Invalid input(s): FREET4

**Results from last 7 days**

| Lab                  | Units          | 11/02/17<br>0617 | 10/27/17<br>0938 |
|----------------------|----------------|------------------|------------------|
| SODIUM, S            | mmol/L         | 140              | 138              |
| POTASSIUM            | mmol/L         | 4.8              | 5.4*             |
| CHLORIDE             | mmol/L         | 103              | 101              |
| CO2                  | mmol/L         | 25               | 24               |
| BUN BLD              | mg/dL          | 15               | 20               |
| CREATININE, S        | mg/dL          | 0.94             | 0.88             |
| CALCIUM, TOTAL       | mg/dL          | 9.0              | 9.2              |
| GFR MDRD NON AF AMER | ml/min/1.73 m2 | >60              | >60              |

**Assessment/Plan:**

**Patient Active Problem List**

| Diagnosis   | Date Noted |
|---|------------|
| • S/P angioplasty with stent  | 11/01/2017 |
| • Coronary arteriosclerosis   | 10/10/2017 |
| • Angina pectoris (HCC)   |            |
| • Elevated PSA  | 11/28/2016 |
| • Controlled type 2 diabetes mellitus with diabetic peripheral angiopathy without | 09/26/2016 |

**Progress Notes - Encounter Notes (continued)**

**Progress Notes by Diosdado M Irlandez, MD at 11/2/2017 11:30 AM (continued)**

gangrene, without long-term current use of insulin (HCC)

- Family history of ischemic heart disease
- Hyperlipidemia, unspecified hyperlipidemia type
- PVD (peripheral vascular disease) (HCC)
- Obesity
- Essential hypertension with goal blood pressure less than 130/85
- Coronary artery disease involving native coronary artery of native heart without angina pectoris

Have reviewed catherization films

Dr. Shiek to discuss plan with several colleagues.

Ok for d/c

meds per d/c summery.

Electronically Signed by Diosdado M Irlandez, MD on 11/2/2017 11:31 AM

**Plan of Care - Encounter Notes**

**Plan of Care by Karen M Wilson, RN at 11/1/2017 7:11 AM**

Author: Karen M Wilson, RN

Filed: 11/1/2017 7:11 AM

Editor: Karen M Wilson, RN (Registered Nurse)

Service: —

Date of Service: 11/1/2017 7:11 AM

Author Type: Registered Nurse

Status: Signed

**Problem: Pain**

**Goal:** Patient's pain/discomfort is manageable

Assess and monitor patient's pain using appropriate pain scale. Collaborate with interdisciplinary team and initiate plan and interventions as ordered. Re-assess patient's pain level 30 - 60 minutes after pain management intervention.

**Outcome:** Progressing

**Problem: Safety**

**Goal:** Patient will be injury free during hospitalization

Assess and monitor vitals signs, neurological status including level of consciousness and orientation. Assess patient's risk for falls and implement fall prevention plan of care and interventions per hospital policy.

Ensure arm band on, uncluttered walking paths in room, adequate room lighting, call light and overbed table within reach, bed in low position, wheels locked, side rails up per policy, and non-skid footwear provided.

**Outcome:** Progressing

**Problem: Daily Care**

**Goal:** Daily care needs are met

Assess and monitor ability to perform self care and identify potential discharge needs.

**Outcome:** Progressing

**Problem: Psychosocial Needs**



WS Kennestone Hospital  
677 Church Street  
Marietta GA 30060-1101  
Inpatient Record

Maurice, Eugene George  
MRN: 561253820, DOB: 1/2/1949, Sex: M  
Adm: 11/1/2017, D/C: 11/2/2017

---

**Plan of Care - Encounter Notes (continued)**

---

**Plan of Care by Karen M Wilson, RN at 11/1/2017 7:11 AM (continued)**

---

**Goal:** Demonstrates ability to cope with hospitalization/illness  
Assess and monitor patients ability to cope with his/her illness.

**Outcome:** Progressing

**Goal:** Collaborate with patient/family/caregiver to identify patient specific goals for this hospitalization

**Outcome:** Progressing

**Problem: Discharge Barriers**

**Goal:** Patient's discharge needs are met

Collaborate with interdisciplinary team and initiate plans and interventions as needed.

**Outcome:** Progressing

Electronically Signed by Karen M Wilson, RN on 11/1/2017 7:11 AM



WS Kennestone Hospital  
677 Church Street  
Marietta GA 30060-1101  
Inpatient Record

Maurice, Eugene George  
MRN: 561253820, DOB: 1/2/1949, Sex: M  
Adm: 11/1/2017, D/C: 11/2/2017

### Surgery Report

#### General Information

|  |   |                         |
|--|---|-------------------------|
| Date: 11/1/2017                            | Time: 0830                              | Status: Posted          |
| Location: KH CARDIAC CATH LAB              | Room: Lab 5 - Cath                      | Service: Cardiovascular |
| Patient class: Hospital Outpatient Surgery | Case classification: Class F - Elective |                         |

#### Diagnosis Information

**Diagnosis**  
Coronary arteriosclerosis

#### Case Tracking Events

| Event                         | Time In |
|-------------------------------|---------|
| In Facility                   | 0636    |
| In ARU Prep                   | 0644    |
| ARU Prep Complete             | 0738    |
| Out of ARU Prep               | 0749    |
| Ready for Procedure           | 0806    |
| In Room                       | 0827    |
| Procedure Start               | 0853    |
| Moderate Sedation Begin       | 0851    |
| Moderate Sedation End         | 1208    |
| Procedure End                 | 1202    |
| Out of Room                   | 1224    |
| In ARU Recovery               |         |
| ARU Recovery Complete         |         |
| Out of ARU Recovery           |         |
| In ARU PACU Recovery          |         |
| ARU PACU Recovery Complete    |         |
| Out of ARU PACU Recovery      |         |
| Remove from Status Board      | 1224    |
| In Phase I                    |         |
| Phase I Criteria Met          |         |
| Out of Phase I                |         |
| In Phase II                   |         |
| Phase II Care Complete        |         |
| Out of Phase II               |         |
| Anesthesia Ready              |         |
| Anesthesia Start              |         |
| Anesthesia Stop               |         |
| Anesthesia Follow-up Needed   |         |
| Anesthesia Follow-up Complete |         |

#### Panel Information

##### Panel 1

| Provider           | Role      | Service        |
|--------------------|-----------|----------------|
| Scott A McKee, MD  | Assisting | Cardiovascular |
| Abdul M Sheikh, MD | Primary   | Cardiovascular |

##### Procedure: Chronic total occlusion

| Laterality | Wound Class | Incision Closure | Anesthesia | Op Region |
|------------|-------------|------------------|------------|-----------|
| N/A        | N/A         |                  | Local      |           |

##### Chronic total occlusion (N/A) - Position 1

|       |           |            |
|-------|-----------|------------|
| Body: | Left Arm: | Right Arm: |
| Head: | Left Leg: | Right Leg: |

##### Procedure: Coronary angiography

| Laterality | Wound Class | Incision Closure | Anesthesia | Op Region |
|------------|-------------|------------------|------------|-----------|
| N/A        | N/A         |                  |            |           |

##### Coronary angiography (N/A) - Position 1

|       |           |            |
|-------|-----------|------------|
| Body: | Left Arm: | Right Arm: |
| Head: | Left Leg: | Right Leg: |

##### Procedure: Left heart cath - bypass graft





WS Kennestone Hospital  
677 Church Street  
Marietta GA 30060-1101  
Inpatient Record

Maurice, Eugene George  
MRN: 561253820, DOB: 1/2/1949, Sex: M  
Adm: 11/1/2017, D/C: 11/2/2017

**Surgery Report (continued)**

**Panel Information (continued)**

| Laterality | Wound Class | Incision Closure | Anesthesia | Op Region |
|------------|-------------|------------------|------------|-----------|
| N/A        | N/A         |                  |            |           |

Left heart cath - bypass graft (N/A) - Position 1

Body: Left Arm: Right Arm:  
Head: Left Leg: Right Leg:

Procedure: Angioplasty-coronary / LCX

| Laterality | Wound Class | Incision Closure | Anesthesia | Op Region |
|------------|-------------|------------------|------------|-----------|
| N/A        | N/A         |                  |            |           |

Angioplasty-coronary / LCX (N/A) - Position 1

Body: Left Arm: Right Arm:  
Head: Left Leg: Right Leg:

**Staff Info**

| Staff Type      | Staff Member            | Start | End  | OT |
|-----------------|-------------------------|-------|------|----|
| CV Monitor      | Camay T Crown, RN       | 0820  | 1224 |    |
| CV Scrub Person | Ethan L Shoemaker, ARRT | 0820  | 1224 |    |
| CV Circulator   | Kathryn Teegarden, RN   | 0820  | 1224 |    |

**Questionnaire Data**

None

**Patient Preparation**

| Area               | Laterality | Scrub | Paint | Hair Removal      |
|--------------------|------------|-------|-------|-------------------|
| Chest<br>Larry     |            |       |       | Clipped in Pre-op |
| Arm Lower<br>Larry | Right      |       |       | Clipped in Pre-op |
| Groin<br>Larry     | Bilateral  |       |       | Clipped in Pre-op |

**PNDS Information**

**Outcomes - Pre-op**

| Used? | Description (Code)   |
|-------|--|
| Yes   | The patient participates in decisions affecting his or her perioperative plan of care. (O23)               |
| Yes   | The patient demonstrates knowledge of the expected responses to the operative or invasive procedure. (O31) |

**Outcomes - Intra-op**

| Used? | Description (Code)   |
|-------|--|
| Yes   | The patient is free from signs and symptoms of injury caused by extraneous objects. (O2) |
| Yes   | The patient is free from signs and symptoms of injury related to positioning. (O5)       |
| Yes   | The patient is free from signs and symptoms of infection. (O10)                          |

**Outcomes - Post-op**

| Used? | Description (Code)   |
|-------|--|
| Yes   | The patient is at or returning to normothermia at the conclusion of the immediate postoperative period. (O12)            |
| Yes   | The patient's respiratory function is consistent with or improved from baseline levels established preoperatively. (O14) |
| Yes   | The patient demonstrates knowledge of pain management. (O20)   |
| Yes   | The patient demonstrates knowledge of wound management. (O22)  |
| Yes   | The patient demonstrates and/or reports adequate pain control throughout the perioperative period. (O29)                 |

**Diagnoses**

| Present? | Description (Code)                     |
|----------|--|
| Yes      | Risk for infection (X28)               |
| Yes      | Risk for injury (X29)                  |
| Yes      | Deficient knowledge (X30)              |
| Yes      | Acute pain (X38)                       |
| Yes      | Anxiety (X4)                           |
| Yes      | Risk for impaired skin integrity (X51) |



WS Kennestone Hospital  
677 Church Street  
Marietta GA 30060-1101  
Inpatient Record

Maurice, Eugene George  
MRN: 561253820, DOB: 1/2/1949, Sex: M  
Adm: 11/1/2017, D/C: 11/2/2017

**Surgery Report (continued)**

**PNDS Information (continued)**

Yes Risk for imbalanced body temperature (X57)  
Yes Ineffective breathing pattern (X7)

**Log Completed By**

Kathryn Teegarden, RN 11/1/2017 1226

**Log Verified By**

Camay T Crown, RN 11/1/2017 0852  
Camay T Crown, RN 11/1/2017 1203  
Kathryn Teegarden, RN 11/1/2017 1225  
Abdul M Sheikh, MD 11/1/2017 1406

**Addendum Information**

Addendum 1 : Sherri T Rutledge, RN - 11/3/17 1017

| Item                             | Line | Old Value | New Value   | Description |
|----------------------------------|------|-----------|-------------|-------------|
| Log                              |      |           |             |             |
| 84 - Log Procedure Level         | 1    |           | ARU Level 2 |             |
| 8034 - Charge Inventory Location | 0    | 40        | 41          |             |

**Do Not Proceed History**

No information present

**Implants**

**Implants**

**CLOSURE 6 FR PERCLOSE PROGLIDE - LOG432993**

Inventory Item: CLOSURE 6 FR PERCLOSE PROGLIDE Serial no.: Model/Cat no.: 12673-03  
 Implant name: CLOSURE 6 FR PERCLOSE PROGLIDE - LOG432993 Laterality: N/A Area: Arterial  
 Manufacturer: ABBOTT VASCULAR Date of Manufacture:  
 Action: Implanted Number Used: 1  
 Device Identifier: 08717648013089 Device Identifier Type: GS1

**CLOSURE 6 FR PERCLOSE PROGLIDE - LOG432993**

Inventory Item: CLOSURE 6 FR PERCLOSE PROGLIDE Serial no.: Model/Cat no.: 12673-03  
 Implant name: CLOSURE 6 FR PERCLOSE PROGLIDE - LOG432993 Laterality: Right Area: Arterial  
 Manufacturer: ABBOTT VASCULAR Date of Manufacture:  
 Action: Implanted Number Used: 1  
 Device Identifier: 08717648013089 Device Identifier Type: GS1

**Timeouts**

**Pre-Procedure Timeout**

Right Patient, Right Site, Right Procedure Pre-Procedure Verification  
 Correct patient?: Yes H&P note verified?: Yes  
 Correct site?: Yes Consents verified?: Yes  
 Correct procedure?: Yes Site marked?: N/A  
 Correct laterality?: N/A Allergies reviewed?: Yes

Surgeons Present: Scott A McKee, MD, Abdul M Sheikh, MD  
 Staff Present: Camay Crooms, RN, Ethan L Shoemaker, ARRT, Kathryn Teegarden, RN

Verification Date and Time: 11/1/2017 8:51 AM

**Nursing - Orders and Results**



WS Kennestone Hospital  
677 Church Street  
Marietta GA 30060-1101  
Inpatient Record

Maurice, Eugene George  
MRN: 561253820, DOB: 1/2/1949, Sex: M  
Adm: 11/1/2017, D/C: 11/2/2017

**Surgery Report (continued)**

**NURSING COMMUNICATION [695626732]**

Electronically signed by: **Abdul M Sheikh, MD on 10/10/17 1205**  
Ordering user: Abdul M Sheikh, MD 10/10/17 1205  
Authorized by: Abdul M Sheikh, MD  
Quantity: 1  
Discontinued by: Scott A McKee, MD 11/01/17 1235

Ordering provider: Abdul M Sheikh, MD  
Ordering mode: Standard  
Instance released by: Karen M Wilson, RN (auto-released) 11/1/2017 6:48 AM

Status: **Discontinued**

**NURSING COMMUNICATION [695626733]**

Electronically signed by: **Abdul M Sheikh, MD on 10/10/17 1205**  
Ordering user: Abdul M Sheikh, MD 10/10/17 1205  
Authorized by: Abdul M Sheikh, MD  
Quantity: 1  
Discontinued by: Scott A McKee, MD 11/01/17 1235

Ordering provider: Abdul M Sheikh, MD  
Ordering mode: Standard  
Instance released by: Karen M Wilson, RN (auto-released) 11/1/2017 6:48 AM

Status: **Discontinued**

**NURSING COMMUNICATION [695626734]**

Electronically signed by: **Abdul M Sheikh, MD on 10/10/17 1205**  
Ordering user: Abdul M Sheikh, MD 10/10/17 1205  
Authorized by: Abdul M Sheikh, MD  
Quantity: 1  
Discontinued by: Scott A McKee, MD 11/01/17 1235

Ordering provider: Abdul M Sheikh, MD  
Ordering mode: Standard  
Instance released by: Karen M Wilson, RN (auto-released) 11/1/2017 6:48 AM

Status: **Discontinued**

**NURSING COMMUNICATION [695626735]**

Electronically signed by: **Abdul M Sheikh, MD on 10/10/17 1205**  
Ordering user: Abdul M Sheikh, MD 10/10/17 1205  
Authorized by: Abdul M Sheikh, MD  
Quantity: 1  
Discontinued by: Scott A McKee, MD 11/01/17 1235

Ordering provider: Abdul M Sheikh, MD  
Ordering mode: Standard  
Instance released by: Karen M Wilson, RN (auto-released) 11/1/2017 6:48 AM

Status: **Discontinued**

**NURSING COMMUNICATION [695626736]**

Electronically signed by: **Abdul M Sheikh, MD on 10/10/17 1205**  
Ordering user: Abdul M Sheikh, MD 10/10/17 1205  
Authorized by: Abdul M Sheikh, MD  
Quantity: 1  
Discontinued by: Scott A McKee, MD 11/01/17 1235

Ordering provider: Abdul M Sheikh, MD  
Ordering mode: Standard  
Instance released by: Karen M Wilson, RN (auto-released) 11/1/2017 6:48 AM

Status: **Discontinued**

**NURSING COMMUNICATION [695626737]**

Electronically signed by: **Abdul M Sheikh, MD on 10/10/17 1205**  
Ordering user: Abdul M Sheikh, MD 10/10/17 1205  
Authorized by: Abdul M Sheikh, MD  
Quantity: 1  
Discontinued by: Scott A McKee, MD 11/01/17 1235

Ordering provider: Abdul M Sheikh, MD  
Ordering mode: Standard  
Instance released by: Karen M Wilson, RN (auto-released) 11/1/2017 6:48 AM

Status: **Discontinued**

**NURSING COMMUNICATION [695626738]**

Electronically signed by: **Abdul M Sheikh, MD on 10/10/17 1205**  
Ordering user: Abdul M Sheikh, MD 10/10/17 1205  
Authorized by: Abdul M Sheikh, MD  
Quantity: 1  
Discontinued by: Scott A McKee, MD 11/01/17 1235

Ordering provider: Abdul M Sheikh, MD  
Ordering mode: Standard  
Instance released by: Karen M Wilson, RN (auto-released) 11/1/2017 6:48 AM

Status: **Discontinued**

**NURSING COMMUNICATION [695626739]**

Electronically signed by: **Abdul M Sheikh, MD on 10/10/17 1205**  
Ordering user: Abdul M Sheikh, MD 10/10/17 1205  
Authorized by: Abdul M Sheikh, MD  
Quantity: 1  
Discontinued by: Scott A McKee, MD 11/01/17 1235

Ordering provider: Abdul M Sheikh, MD  
Ordering mode: Standard  
Instance released by: Karen M Wilson, RN (auto-released) 11/1/2017 6:48 AM

Status: **Discontinued**

**NURSING COMMUNICATION [695626740]**

Electronically signed by: **Abdul M Sheikh, MD on 10/10/17 1205**  
Ordering user: Abdul M Sheikh, MD 10/10/17 1205

Ordering provider: Abdul M Sheikh, MD

Status: **Discontinued**





WS Kennestone Hospital  
677 Church Street  
Marietta GA 30060-1101  
Inpatient Record

Maurice, Eugene George  
MRN: 561253820, DOB: 1/2/1949, Sex: M  
Adm: 11/1/2017, D/C: 11/2/2017

**Nursing - Orders and Results (continued)**

**NURSING COMMUNICATION [695626740] (continued)**

Authorized by: Abdul M Sheikh, MD  
Quantity: 1  
Discontinued by: Scott A McKee, MD 11/01/17 1235  
Order comments: Obtain BBG on call to cath lab and document on pre-procedure checklist.

Ordering mode: Standard  
Instance released by: Karen M Wilson, RN (auto-released) 11/1/2017 6:48 AM

**NURSING COMMUNICATION [695626741]**

Electronically signed by: Abdul M Sheikh, MD on 10/10/17 1205  
Ordering user: Abdul M Sheikh, MD 10/10/17 1205  
Authorized by: Abdul M Sheikh, MD  
Quantity: 1  
Discontinued by: Automatic Transfer Provider 11/01/17 1235 [Patient Transfer]  
Order comments: This was discussed with the patient and/or patient representative.

Ordering provider: Abdul M Sheikh, MD  
Ordering mode: Standard  
Instance released by: Karen M Wilson, RN (auto-released) 11/1/2017 6:48 AM  
Status: Discontinued

**NURSING COMMUNICATION [695626742]**

Electronically signed by: Abdul M Sheikh, MD on 10/10/17 1205  
Ordering user: Abdul M Sheikh, MD 10/10/17 1205  
Authorized by: Abdul M Sheikh, MD  
Quantity: 1  
Discontinued by: Scott A McKee, MD 11/01/17 1235  
Order comments: Clip bilateral groin and thighs from lower abdomen to knee, and from the medial aspect to the lateral aspect of the thigh

Ordering provider: Abdul M Sheikh, MD  
Ordering mode: Standard  
Instance released by: Karen M Wilson, RN (auto-released) 11/1/2017 6:48 AM  
Status: Discontinued

**NURSING COMMUNICATION [695626743]**

Electronically signed by: Abdul M Sheikh, MD on 10/10/17 1205  
Ordering user: Abdul M Sheikh, MD 10/10/17 1205  
Authorized by: Abdul M Sheikh, MD  
Quantity: 1  
Discontinued by: Scott A McKee, MD 11/01/17 1235  
Order comments: Have patient void before transport, no metal snaps on gown, patient may wear dentures, glasses, hearing aids

Ordering provider: Abdul M Sheikh, MD  
Ordering mode: Standard  
Instance released by: Karen M Wilson, RN (auto-released) 11/1/2017 6:48 AM  
Status: Discontinued

**NURSING COMMUNICATION [695626744]**

Electronically signed by: Abdul M Sheikh, MD on 10/10/17 1205  
Ordering user: Abdul M Sheikh, MD 10/10/17 1205  
Authorized by: Abdul M Sheikh, MD  
Quantity: 1  
Discontinued by: Scott A McKee, MD 11/01/17 1235  
Order comments: Hold diuretics and oral hypoglycemic medications including metformin and sulfonylureas (e.g. glipizide, glyburide, glimepiride) the morning of the procedure.

Ordering provider: Abdul M Sheikh, MD  
Ordering mode: Standard  
Instance released by: Karen M Wilson, RN (auto-released) 11/1/2017 6:48 AM  
Status: Discontinued

**NOTIFY PHYSICIAN (SPECIFY) [695626746]**

Electronically signed by: Abdul M Sheikh, MD on 10/10/17 1205  
Ordering user: Abdul M Sheikh, MD 10/10/17 1205  
Authorized by: Abdul M Sheikh, MD  
Quantity: 1  
Discontinued by: Scott A McKee, MD 11/01/17 1235  
Order comments: if glucose less than 80 OR greater than 400, GFR less than 50 AND patient NOT on dialysis, potassium less than 3.5 or greater than 5.1, platelet count less than 100,000, INR greater than 1.5 (for patients on warfarin).

Ordering provider: Abdul M Sheikh, MD  
Ordering mode: Standard  
Instance released by: Karen M Wilson, RN (auto-released) 11/1/2017 6:48 AM  
Status: Discontinued

**NURSING COMMUNICATION [695626747]**

Electronically signed by: Abdul M Sheikh, MD on 10/10/17 1205  
Ordering user: Abdul M Sheikh, MD 10/10/17 1205  
Authorized by: Abdul M Sheikh, MD  
Quantity: 1  
Discontinued by: Scott A McKee, MD 11/01/17 1235

Ordering provider: Abdul M Sheikh, MD  
Ordering mode: Standard  
Instance released by: Karen M Wilson, RN (auto-released) 11/1/2017 6:48 AM  
Status: Discontinued

**PROVIDE PATIENT EDUCATION MATERIALS [695626748]**

Electronically signed by: Abdul M Sheikh, MD on 10/10/17 1205  
Ordering user: Abdul M Sheikh, MD 10/10/17 1205  
Authorized by: Abdul M Sheikh, MD  
Quantity: 1  
Discontinued by: Automatic Transfer Provider 11/01/17 1235 [Patient Transfer]  
Order comments: Provide patient/family pre-procedure education and document. Place patient on Cardiac Cath/Intervention Clinical Pathway

Ordering provider: Abdul M Sheikh, MD  
Ordering mode: Standard  
Instance released by: Karen M Wilson, RN (auto-released) 11/1/2017 6:48 AM  
Status: Discontinued



WS Kennestone Hospital  
677 Church Street  
Marietta GA 30060-1101  
Inpatient Record

Maurice, Eugene George  
MRN: 561253820, DOB: 1/2/1949, Sex: M  
Adm: 11/1/2017, D/C: 11/2/2017

**Nursing - Orders and Results (continued)**

**PROVIDE PATIENT EDUCATION MATERIALS [695626748] (continued)**

**NURSING COMMUNICATION [695626749]**

Electronically signed by: **Abdul M Sheikh, MD on 10/10/17 1205**  
Ordering user: Abdul M Sheikh, MD 10/10/17 1205  
Authorized by: Abdul M Sheikh, MD  
Quantity: 1  
Discontinued by: Scott A McKee, MD 11/01/17 1235

Ordering provider: Abdul M Sheikh, MD  
Ordering mode: Standard  
Instance released by: Karen M Wilson, RN (auto-released) 11/1/2017 6:48 AM

Status: **Discontinued**

**Questionnaire**

| Question      | Answer |
|---------------|--------|
| Right or Left | Right  |

Order comments: Clip the arm from the medial aspect to the lateral aspect of the arm (complete groin prep in addition to radial prep)

**HEIGHT AND WEIGHT [695626750]**

Electronically signed by: **Abdul M Sheikh, MD on 10/10/17 1205**  
Ordering user: Abdul M Sheikh, MD 10/10/17 1205  
Authorized by: Abdul M Sheikh, MD  
Quantity: 1  
Discontinued by: Automatic Transfer Provider 11/01/17 1235 [Patient Transfer]

Ordering provider: Abdul M Sheikh, MD  
Ordering mode: Standard  
Instance released by: Karen M Wilson, RN (auto-released) 11/1/2017 6:48 AM

Status: **Discontinued**

**VERIFY INFORMED CONSENT [695626751]**

Electronically signed by: **Abdul M Sheikh, MD on 10/10/17 1205**  
Ordering user: Abdul M Sheikh, MD 10/10/17 1205  
Authorized by: Abdul M Sheikh, MD  
Quantity: 1  
Discontinued by: Automatic Transfer Provider 11/01/17 1235 [Patient Transfer]

Ordering provider: Abdul M Sheikh, MD  
Ordering mode: Standard  
Instance released by: Karen M Wilson, RN (auto-released) 11/1/2017 6:48 AM

Status: **Discontinued**

Order comments: Verify cardiac catheterization consent form is signed, dated, timed, and witnessed prior to start of procedure

**MAINTAIN IV ACCESS [695626753]**

Electronically signed by: **Abdul M Sheikh, MD on 10/10/17 1205**  
Ordering user: Abdul M Sheikh, MD 10/10/17 1205  
Authorized by: Abdul M Sheikh, MD  
Quantity: 1  
Discontinued by: Scott A McKee, MD 11/01/17 1235

Ordering provider: Abdul M Sheikh, MD  
Ordering mode: Standard  
Instance released by: Karen M Wilson, RN (auto-released) 11/1/2017 6:48 AM

Status: **Discontinued**

**VITAL SIGNS [695689229]**

Electronically signed by: **Scott A McKee, MD on 11/01/17 1216**  
Ordering user: Scott A McKee, MD 11/01/17 1216  
Authorized by: Scott A McKee, MD  
Quantity: 1  
Discontinued by: Automatic Discharge Provider 11/02/17 1513 [Patient Discharge]

Ordering provider: Scott A McKee, MD  
Ordering mode: Standard  
Instance released by: Julia E Branch, RN (auto-released) 11/1/2017 12:35 PM

Status: **Discontinued**

**Questionnaire**

| Question      | Answer |
|---------------|--------|
| Q15 minutes x | 4      |
| Q30 minutes x | 4      |
| Then:         | Q2h    |

Order comments: Check while sheath is intact. Repeat immediately after sheath removal. If oozing check every hour.

**PUNCTURE SITE CARE [695689230]**

Electronically signed by: **Scott A McKee, MD on 11/01/17 1216**  
Ordering user: Scott A McKee, MD 11/01/17 1216  
Authorized by: Scott A McKee, MD  
Quantity: 1  
Discontinued by: Automatic Discharge Provider 11/02/17 1513 [Patient Discharge]

Ordering provider: Scott A McKee, MD  
Ordering mode: Standard  
Instance released by: Julia E Branch, RN (auto-released) 11/1/2017 12:35 PM

Status: **Discontinued**

**Questionnaire**

| Question      | Answer |
|---------------|--------|
| Q15 minutes x | 4      |
| Q30 minutes x | 4      |
| Then:         | Q2h    |





WS Kennestone Hospital  
677 Church Street  
Marietta GA 30060-1101  
Inpatient Record

Maurice, Eugene George  
MRN: 561253820, DOB: 1/2/1949, Sex: M  
Adm: 11/1/2017, D/C: 11/2/2017

**Nursing - Orders and Results (continued)**

**PUNCTURE SITE CARE [695689230] (continued)**

Order comments: Check while sheath is intact. Repeat immediately after sheath removal. If oozing check every hour.

**POST PROCEDURE SITE ASSESSMENT [695689231]**

Electronically signed by: **Scott A McKee, MD on 11/01/17 1216**

Status: **Discontinued**

Ordering user: Scott A McKee, MD 11/01/17 1216

Ordering provider: Scott A McKee, MD

Authorized by: Scott A McKee, MD

Ordering mode: Standard

Quantity: 1

Instance released by: Julia E Branch, RN (auto-released) 11/1/2017 12:35 PM

Discontinued by: Automatic Discharge Provider 11/02/17 1513 [Patient Discharge]

**Questionnaire**

| Question      | Answer |
|---------------|--------|
| Q15 minutes x | 4      |
| Q30 minutes x | 4      |
| Then:         | Q2h    |

Order comments: Check pulses while sheath is intact. Repeat immediately after sheath removal. If oozing check every hour.

**NEURO/VASCULAR CHECKS [695689232]**

Electronically signed by: **Scott A McKee, MD on 11/01/17 1216**

Status: **Discontinued**

Ordering user: Scott A McKee, MD 11/01/17 1216

Ordering provider: Scott A McKee, MD

Authorized by: Scott A McKee, MD

Ordering mode: Standard

Quantity: 1

Instance released by: Julia E Branch, RN (auto-released) 11/1/2017 12:35 PM

Discontinued by: Automatic Discharge Provider 11/02/17 1513 [Patient Discharge]

**Questionnaire**

| Question      | Answer |
|---------------|--------|
| Q15 minutes x | 4      |
| Q30 minutes x | 4      |
| Then:         | Q2h    |

**ORTHOSTATIC BLOOD PRESSURE [695689233]**

Electronically signed by: **Scott A McKee, MD on 11/01/17 1216**

Status: **Discontinued**

Ordering user: Scott A McKee, MD 11/01/17 1216

Ordering provider: Scott A McKee, MD

Authorized by: Scott A McKee, MD

Ordering mode: Standard

Quantity: 1

Instance released by: Julia E Branch, RN (auto-released) 11/1/2017 12:35 PM

Discontinued by: Automatic Discharge Provider 11/02/17 1513 [Patient Discharge]

Order comments: Check standing blood pressure post sheath removal when first allowed to stand.

**AMBULATE PATIENT [695689234]**

Electronically signed by: **Scott A McKee, MD on 11/01/17 1216**

Status: **Discontinued**

Ordering user: Scott A McKee, MD 11/01/17 1216

Ordering provider: Scott A McKee, MD

Authorized by: Scott A McKee, MD

Ordering mode: Standard

Quantity: 1

Instance released by: Julia E Branch, RN (auto-released) 11/1/2017 12:35 PM

Discontinued by: Automatic Discharge Provider 11/02/17 1513 [Patient Discharge]

Order comments: With assistance after bedrest complete. If tolerated, may resume previously ordered activity level

**INTAKE AND OUTPUT [695689236]**

Electronically signed by: **Scott A McKee, MD on 11/01/17 1216**

Status: **Discontinued**

Ordering user: Scott A McKee, MD 11/01/17 1216

Ordering provider: Scott A McKee, MD

Authorized by: Scott A McKee, MD

Ordering mode: Standard

Quantity: 1

Instance released by: Julia E Branch, RN (auto-released) 11/1/2017 12:35 PM

Discontinued by: Automatic Discharge Provider 11/02/17 1513 [Patient Discharge]

**STRAIGHT CATH [695689237]**

Electronically signed by: **Scott A McKee, MD on 11/01/17 1216**

Status: **Discontinued**

Ordering user: Scott A McKee, MD 11/01/17 1216

Ordering provider: Scott A McKee, MD

Authorized by: Scott A McKee, MD

Ordering mode: Standard

Quantity: 1

Instance released by: Julia E Branch, RN (auto-released) 11/1/2017 12:35 PM

Discontinued by: Automatic Discharge Provider 11/02/17 1513 [Patient Discharge]

Order comments: If unable to void



WS Kennestone Hospital  
 677 Church Street  
 Marietta GA 30060-1101  
 Inpatient Record

Maurice, Eugene George  
 MRN: 561253820, DOB: 1/2/1949, Sex: M  
 Adm: 11/1/2017, D/C: 11/2/2017

**Nursing - Orders and Results (continued)**

**STRAIGHT CATH [695689237] (continued)**

**NURSING COMMUNICATION [695689238]**

|   |   |
|---|---|
| Electronically signed by: <b>Scott A McKee, MD on 11/01/17 1216</b>             | Status: <b>Discontinued</b>   |
| Ordering user: Scott A McKee, MD 11/01/17 1216                                  | Ordering provider: Scott A McKee, MD  |
| Authorized by: Scott A McKee, MD  | Ordering mode: Standard   |
| Quantity: 1   | Instance released by: Julia E Branch, RN (auto-released) 11/1/2017 12:35 PM |
| Discontinued by: Automatic Discharge Provider 11/02/17 1513 [Patient Discharge] |   |

**NURSING COMMUNICATION [695689239]**

|   |   |
|---|---|
| Electronically signed by: <b>Scott A McKee, MD on 11/01/17 1216</b>             | Status: <b>Discontinued</b>   |
| Ordering user: Scott A McKee, MD 11/01/17 1216                                  | Ordering provider: Scott A McKee, MD  |
| Authorized by: Scott A McKee, MD  | Ordering mode: Standard   |
| Quantity: 1   | Instance released by: Julia E Branch, RN (auto-released) 11/1/2017 12:35 PM |
| Discontinued by: Automatic Discharge Provider 11/02/17 1513 [Patient Discharge] |   |

**NURSING COMMUNICATION [695689240]**

|   |   |
|---|---|
| Electronically signed by: <b>Scott A McKee, MD on 11/01/17 1216</b>             | Status: <b>Discontinued</b>   |
| Ordering user: Scott A McKee, MD 11/01/17 1216                                  | Ordering provider: Scott A McKee, MD  |
| Authorized by: Scott A McKee, MD  | Ordering mode: Standard   |
| Quantity: 1   | Instance released by: Julia E Branch, RN (auto-released) 11/1/2017 12:35 PM |
| Discontinued by: Automatic Discharge Provider 11/02/17 1513 [Patient Discharge] |   |

**NURSING COMMUNICATION [695689241]**

|   |   |
|---|---|
| Electronically signed by: <b>Scott A McKee, MD on 11/01/17 1216</b>             | Status: <b>Discontinued</b>   |
| Ordering user: Scott A McKee, MD 11/01/17 1216                                  | Ordering provider: Scott A McKee, MD  |
| Authorized by: Scott A McKee, MD  | Ordering mode: Standard   |
| Quantity: 1   | Instance released by: Julia E Branch, RN (auto-released) 11/1/2017 12:35 PM |
| Discontinued by: Automatic Discharge Provider 11/02/17 1513 [Patient Discharge] |   |

**NURSING COMMUNICATION [695689242]**

|   |   |
|---|---|
| Electronically signed by: <b>Scott A McKee, MD on 11/01/17 1216</b>             | Status: <b>Discontinued</b>   |
| Ordering user: Scott A McKee, MD 11/01/17 1216                                  | Ordering provider: Scott A McKee, MD  |
| Authorized by: Scott A McKee, MD  | Ordering mode: Standard   |
| Quantity: 1   | Instance released by: Julia E Branch, RN (auto-released) 11/1/2017 12:35 PM |
| Discontinued by: Automatic Discharge Provider 11/02/17 1513 [Patient Discharge] |   |

**BED REST [695689247]**

|   |   |
|---|---|
| Electronically signed by: <b>Scott A McKee, MD on 11/01/17 1216</b>   | Status: <b>Discontinued</b>   |
| Ordering user: Scott A McKee, MD 11/01/17 1216  | Ordering provider: Scott A McKee, MD  |
| Authorized by: Scott A McKee, MD  | Ordering mode: Standard   |
| Quantity: 1   | Instance released by: Julia E Branch, RN (auto-released) 11/1/2017 12:35 PM |
| Discontinued by: Automatic Discharge Provider 11/02/17 1513 [Patient Discharge]   |   |
| Order comments: And for 3 hours post sheath removal/closure device placement. May elevate head of bed to 30 degrees, keep punctured leg straight while on bedrest |   |

**NURSING COMMUNICATION [695689248]**

|   |   |
|---|---|
| Electronically signed by: <b>Scott A McKee, MD on 11/01/17 1216</b>             | Status: <b>Discontinued</b>   |
| Ordering user: Scott A McKee, MD 11/01/17 1216                                  | Ordering provider: Scott A McKee, MD  |
| Authorized by: Scott A McKee, MD  | Ordering mode: Standard   |
| Quantity: 1   | Instance released by: Julia E Branch, RN (auto-released) 11/1/2017 12:35 PM |
| Discontinued by: Automatic Discharge Provider 11/02/17 1513 [Patient Discharge] |   |

**Questionnaire**

| Question | Answer   |
|----------|----------|
| Type:    | perclose |

Order comments: Deployment time: 12:15

**DAILY WEIGHTS [695689251]**

|   |                             |
|---|-----------------------------|
| Electronically signed by: <b>Scott A McKee, MD on 11/01/17 1216</b> | Status: <b>Discontinued</b> |
|---|-----------------------------|



WS Kennestone Hospital  
677 Church Street  
Marietta GA 30060-1101  
Inpatient Record

Maurice, Eugene George  
MRN: 561253820, DOB: 1/2/1949, Sex: M  
Adm: 11/1/2017, D/C: 11/2/2017

**Nursing - Orders and Results (continued)**

**DAILY WEIGHTS [695689251] (continued)**

|   |   |
|---|---|
| Ordering user: Scott A McKee, MD 11/01/17 1216                                  | Ordering provider: Scott A McKee, MD  |
| Authorized by: Scott A McKee, MD  | Ordering mode: Standard   |
| Quantity: 1   | Instance released by: Julia E Branch, RN (auto-released) 11/2/2017 12:06 AM |
| Discontinued by: Automatic Discharge Provider 11/02/17 1513 [Patient Discharge] |   |

**Code Status - Orders and Results**

**FULL CODE [695689228]**

|   |   |
|---|---|
| Electronically signed by: <b>Scott A McKee, MD on 11/01/17 1216</b>         | Status: <b>Discontinued</b>   |
| Ordering user: Scott A McKee, MD 11/01/17 1216                              | Ordering provider: Scott A McKee, MD  |
| Authorized by: Scott A McKee, MD  | Ordering mode: Standard   |
| Quantity: 1   | Code status: Full Code  |
| Instance released by: Julia E Branch, RN (auto-released) 11/1/2017 12:35 PM | Discontinued by: Automatic Discharge Provider 11/02/17 1513 [Patient Discharge] |

**Respiratory Care - Orders and Results**

**OXYGEN [695631091]**

|   |   |
|---|---|
| Electronically signed by: <b>Scott A McKee, MD on 11/01/17 1216</b> | Status: <b>Discontinued</b>   |
| Ordering user: Scott A McKee, MD 11/01/17 1216                      | Ordering provider: Scott A McKee, MD  |
| Authorized by: Scott A McKee, MD                                    | Ordering mode: Standard   |
| Frequency: Routine as tolerated 11/01/17 1235 - Until Specified     | Quantity: 1   |
| Released by: Julia Gaddis, RN 11/01/17 1235                         | Discontinued by: Automatic Discharge Provider 11/02/17 1513 [Patient Discharge] |
| Acknowledged: Julia Gaddis, RN 11/01/17 1236 for Placing Order      |   |

**Questionnaire**

| Question                   | Answer                   |
|----------------------------|--------------------------|
| Indications for O2 therapy | Immediate post-op period |

**ECG - Orders and Results**

**EKG, 12-LEAD [695626757]**

|  |                                       |
|--|---------------------------------------|
| Electronically signed by: <b>Abdul M Sheikh, MD on 10/10/17 1205</b>       | Status: <b>Completed</b>              |
| Ordering user: Abdul M Sheikh, MD 10/10/17 1205                            | Ordering provider: Abdul M Sheikh, MD |
| Authorized by: Abdul M Sheikh, MD  | Ordering mode: Standard               |
| Quantity: 1  | Lab status: Final result              |
| Instance released by: Karen M Wilson, RN (auto-released) 11/1/2017 6:48 AM |                                       |

**Questionnaire**

| Question         | Answer     |
|------------------|------------|
| Reason for Exam: | Chest pain |

Order comments: if not done within the past 48 hours for inpatients or 1 week for outpatients. Have results by 6 am

**Specimen Information**

| Type | Source | Collected By  |
|------|--------|---------------|
| —    | —      | 11/01/17 0725 |

**EKG, 12-LEAD [695626757]**

Resulted: 11/01/17 0730, Result status: Final result

|  |   |
|--|---|
| Ordering provider: Abdul M Sheikh, MD 11/01/17 0648          | Order status: Completed                 |
| Resulted by: Dhaval G Patel, MD                              | Filed by: Interface, Muse 11/01/17 0730 |
| Resulting lab: MUSE  | Lab Technician: 19824                   |
| External ID: 1389947   | Result details                          |
| Impression:  |   |
| SINUS BRADYCARDIA  |   |
| LEFT AXIS DEVIATION  |   |
| LEFT BUNDLE BRANCH BLOCK                                     |   |
| ABNORMAL ECG   |   |
| NO PREVIOUS ECGS AVAILABLE                                   |   |
| CONFIRMED BY PATEL,MD, DHAVAL (1012) ON 11/1/2017 7:30:15 AM |   |

**Specimen Information**





WS Kennestone Hospital  
677 Church Street  
Marietta GA 30060-1101  
Inpatient Record

Maurice, Eugene George  
MRN: 561253820, DOB: 1/2/1949, Sex: M  
Adm: 11/1/2017, D/C: 11/2/2017

**ECG - Orders and Results (continued)**

| Type | Source | Collected By  |
|------|--------|---------------|
|      |        | 11/01/17 0725 |

**Components**

| Component       | Value | Reference Range | Flag | Lab  |
|-----------------|-------|-----------------|------|------|
| VENT RATE       | 59    | BPM             | ---  | Muse |
| Atrial Rate     | 59    | BPM             | ---  | Muse |
| PR Interval     | 206   | MS              | ---  | Muse |
| QRS Duration    | 138   | MS              | ---  | Muse |
| QT Interval     | 430   | MS              | ---  | Muse |
| QTC Calculation | 425   | MS              | ---  | Muse |
| P Axis          | 46    | DEGREES         | ---  | Muse |
| R Axis          | -54   | DEGREES         | ---  | Muse |
| T Wave Axis     | 100   | DEGREES         | ---  | Muse |

View Image (below)

**EKG, 12-LEAD [695689243]**

Electronically signed by: **Scott A McKee, MD on 11/01/17 1216**  
Ordering user: Scott A McKee, MD 11/01/17 1216  
Authorized by: Scott A McKee, MD  
Quantity: 1

Status: **Completed**

Ordering provider: Scott A McKee, MD  
Ordering mode: Standard  
Instance released by: Julia E Branch, RN (auto-released) 11/1/2017 12:35 PM

**Questionnaire**

| Question         | Answer     |
|------------------|------------|
| Reason for Exam: | Chest pain |

Order comments: Immediately post-procedure

**EKG, 12-LEAD [695689244]**

Electronically signed by: **Scott A McKee, MD on 11/01/17 1216**  
Ordering user: Scott A McKee, MD 11/01/17 1216  
Authorized by: Scott A McKee, MD  
Quantity: 1

Status: **Completed**

Ordering provider: Scott A McKee, MD  
Ordering mode: Standard  
Instance released by: Julia E Branch, RN (auto-released) 11/1/2017 12:35 PM

**Questionnaire**

| Question         | Answer     |
|------------------|------------|
| Reason for Exam: | Chest pain |

Order comments: For new or increased chest pain, rhythm or ST changes (prior to giving NTG). Notify MD

**IV - Orders and Results**

**INSERT PERIPHERAL IV [695626745]**

Electronically signed by: **Abdul M Sheikh, MD on 10/10/17 1205**  
Ordering user: Abdul M Sheikh, MD 10/10/17 1205  
Authorized by: Abdul M Sheikh, MD  
Quantity: 1

Status: **Discontinued**

Ordering provider: Abdul M Sheikh, MD  
Ordering mode: Standard  
Instance released by: Karen M Wilson, RN (auto-released) 11/1/2017 6:48 AM

Discontinued by: Automatic Transfer Provider 11/01/17 1235 [Patient Transfer]

Order comments: Start one IV, 20 gauge or larger (preferably in left arm by 6am day of procedure). Saline flush every 8 hours (Avoid Right arm for radial cath)

**INSERT PERIPHERAL IV [695626752]**

Electronically signed by: **Abdul M Sheikh, MD on 10/10/17 1205**  
Ordering user: Abdul M Sheikh, MD 10/10/17 1205  
Authorized by: Abdul M Sheikh, MD  
Quantity: 1  
Discontinued by: Scott A McKee, MD 11/01/17 1235

Status: **Discontinued**

Ordering provider: Abdul M Sheikh, MD  
Ordering mode: Standard  
Instance released by: Karen M Wilson, RN (auto-released) 11/1/2017 6:48 AM

**INT [695626754]**

Electronically signed by: **Abdul M Sheikh, MD on 10/10/17 1205**

Status: **Discontinued**



WS Kennestone Hospital  
677 Church Street  
Marietta GA 30060-1101  
Inpatient Record

Maurice, Eugene George  
MRN: 561253820, DOB: 1/2/1949, Sex: M  
Adm: 11/1/2017, D/C: 11/2/2017

**IV - Orders and Results (continued)**

**INT [695626754] (continued)**

Ordering user: Abdul M Sheikh, MD 10/10/17 1205  
Authorized by: Abdul M Sheikh, MD  
Quantity: 1  
Discontinued by: Scott A McKee, MD 11/01/17 1235

Ordering provider: Abdul M Sheikh, MD  
Ordering mode: Standard  
Instance released by: Karen M Wilson, RN (auto-released) 11/1/2017 6:48 AM

**Admission - Orders and Results**

**ADMIT AS OUTPATIENT FOR OBSERVATION [695689227]**

Electronically signed by: **Scott A McKee, MD on 11/01/17 1216**  
Ordering user: Scott A McKee, MD 11/01/17 1216  
Authorized by: Scott A McKee, MD  
Quantity: 1

Status: **Completed**

Ordering provider: Scott A McKee, MD  
Ordering mode: Standard  
Instance released by: Scott A McKee, MD (auto-released) 11/1/2017 12:16 PM

**Questionnaire**

| Question             | Answer                     |
|----------------------|----------------------------|
| Attending Provider   | SHEIKH, ABDUL M            |
| Bed Type             | Cardiac Telemetry          |
| Bed request comments | Post PCI                   |
| Hospital Area        | WS Kennestone Hospital     |
| Diagnosis            | S/P angioplasty with stent |
| Admitting Provider   | SHEIKH, ABDUL M            |

**Transfer - Orders and Results**

**BED REQUEST [695631055]**

Electronically signed by: **Abdul M Sheikh, MD on 11/01/17 0842**  
Mode: Ordering in Verbal with readback mode  
Ordering user: Gregory L Messina, RN 11/01/17 0833  
Authorized by: Abdul M Sheikh, MD  
Quantity: 1

Status: **Completed**

Communicated by: Gregory L Messina, RN  
Ordering provider: Abdul M Sheikh, MD  
Ordering mode: Verbal with readback  
Instance released by: Gregory L Messina, RN (auto-released) 11/1/2017 8:33 AM

**Questionnaire**

| Question             | Answer                 |
|----------------------|------------------------|
| Attending Provider   | SHEIKH, ABDUL M        |
| Bed Type             | Cardiac Telemetry      |
| Bed Ahead            | Yes                    |
| Bed request comments | 7 blue east stent      |
| Hospital Area        | WS Kennestone Hospital |

**Discharge - Orders and Results**

**DISCHARGE PATIENT [695689257]**

Electronically signed by: **Diosdado M Irlandez, MD on 11/02/17 1145**  
Ordering user: Diosdado M Irlandez, MD 11/02/17 1145  
Authorized by: Diosdado M Irlandez, MD  
Quantity: 1

Status: **Completed**

Ordering provider: Diosdado M Irlandez, MD  
Ordering mode: Standard  
Instance released by: Diosdado M Irlandez, MD (auto-released) 11/2/2017 11:45 AM

**Cardiac Cath - Orders and Results**

**CARDIAC PROCEDURE [692438349]**

Electronically signed by: **Heather Holley on 10/10/17 1207**  
This order may be acted on in another encounter.  
Ordering user: Heather Holley 10/10/17 1207  
Authorized by: Abdul M Sheikh, MD  
Quantity: 1  
Instance released by: Heather Holley 10/10/2017 12:07 PM  
Diagnoses  
Coronary arteriosclerosis [I25.10]

Status: **Completed**

Ordering provider: Abdul M Sheikh, MD  
Ordering mode: Standard  
Lab status: Final result





WS Kennestone Hospital  
677 Church Street  
Marietta GA 30060-1101  
Inpatient Record

Maurice, Eugene George  
MRN: 561253820, DOB: 1/2/1949, Sex: M  
Adm: 11/1/2017, D/C: 11/2/2017

**Cardiac Cath - Orders and Results (continued)**

**CARDIAC PROCEDURE [692438349] (continued)**

**CARDIAC PROCEDURE [692438349]**

Resulted: 11/01/17 1400, Result status: Final result

Ordering provider: Abdul M Sheikh, MD 10/10/17 1207  
Resulted by: Abdul M Sheikh, MD  
Performed: 11/01/17 0827 - 11/01/17 1224  
Resulting lab: CATH/EP

Order status: Completed  
Filed by: Abdul M Sheikh, MD 11/01/17 1407  
Accession number: 28797534  
Result details

Narrative:

- Unsuccessful attempt at CTO PCI of the native LCx due to inability to wire the antegrade segment. Retrograde equipment was able to be advanced to the distal cap but not able to be externalized into the aorta.
- Continued medical management at this time.

| Procedures Performed                         | Chargeables |
|--|-------------|
| ANGIOPLASTY - CORONARY [CATH08]              |             |
| CHRONIC TOTAL OCCLUSION (CTO) [CATH72]       |             |
| CORONARY ANGIOGRAPHY [CATH03]                |             |
| LEFT HEART CATHETERIZATION W/GRAFTS [CATH71] |             |

**CORE MEASURES - Orders and Results**

**REASON FOR NO BETA-BLOCKER AT DISCHARGE [695689245]**

Electronically signed by: **Scott A McKee, MD on 11/01/17 1216**  
Ordering user: Scott A McKee, MD 11/01/17 1216  
Authorized by: Scott A McKee, MD  
Quantity: 1

Status: **Completed**

Ordering provider: Scott A McKee, MD  
Ordering mode: Standard  
Instance released by: Julia E Branch, RN (auto-released) 11/1/2017 12:35 PM

**Questionnaire**

| Question                                 | Answer  |
|--|---|
| Reason for not prescribing beta blocker? | Other (Please provide additional details) Comment - not indicated or already taking |

**COR109 [695689246]**

Electronically signed by: **Scott A McKee, MD on 11/01/17 1216**  
Ordering user: Scott A McKee, MD 11/01/17 1216  
Authorized by: Scott A McKee, MD  
Quantity: 1

Status: **Completed**

Ordering provider: Scott A McKee, MD  
Ordering mode: Standard  
Instance released by: Julia E Branch, RN (auto-released) 11/1/2017 12:35 PM

**Questionnaire**

| Question                                       | Answer  |
|--|---|
| Reason for not prescribing either ACEI or ARB? | Other (please provide additional details) Comment - not indicated or already taking |

**REASON FOR NOT PRESCRIBING STATIN MEDICATION [695689249]**

Electronically signed by: **Scott A McKee, MD on 11/01/17 1216**  
Ordering user: Scott A McKee, MD 11/01/17 1216  
Authorized by: Scott A McKee, MD  
Quantity: 1

Status: **Completed**

Ordering provider: Scott A McKee, MD  
Ordering mode: Standard  
Instance released by: Julia E Branch, RN (auto-released) 11/1/2017 12:35 PM

**Questionnaire**

| Question                                      | Answer                                    |
|---|---|
| Reason for not prescribing statin medication? | Other (Please provide additional details) |

**Point of Care Testing-Docked Device - Orders and Results**

**POC FINGER STICK GLUCOSE [695626759]**

Electronically signed by: **Interface, Lab In Sunquest on 11/01/17 0706**  
Ordering user: Interface, Lab In Sunquest 11/01/17 0706

Status: **Completed**

Ordering provider: Abdul M Sheikh, MD



WS Kennestone Hospital  
677 Church Street  
Marietta GA 30060-1101  
Inpatient Record

Maurice, Eugene George  
MRN: 561253820, DOB: 1/2/1949, Sex: M  
Adm: 11/1/2017, D/C: 11/2/2017

**Point of Care Testing-Docked Device - Orders and Results (continued)**

**POC FINGER STICK GLUCOSE [695626759] (continued)**

Authorized by: Abdul M Sheikh, MD  
Quantity: 1  
Instance released by: (auto-released) 11/1/2017 7:08 AM

Ordering mode: Standard  
Lab status: Final result

**Specimen Information**

| Type | Source | Collected By  |
|------|--------|---------------|
| —    | Serum  | 11/01/17 0706 |

**POC FINGER STICK GLUCOSE [695626759] (Abnormal)**

Resulted: 11/01/17 0708, Result status: Final result

Ordering provider: Abdul M Sheikh, MD 11/01/17 0706  
Filed by: Interface, Lab In Sunquest 11/01/17 0708  
External ID: W14919912

Order status: Completed  
Resulting lab: WS KENNESTONE HOSPITAL LAB  
Result details

**Specimen Information**

| Type | Source | Collected By  |
|------|--------|---------------|
| —    | Serum  | 11/01/17 0706 |

**Components**

| Component         | Value | Reference Range | Flag | Lab   |
|-------------------|-------|-----------------|------|-------|
| GLUCOSE, BEDSIDE  | 139   | 70 - 99 mg/dL   | H ^  | KHLAB |
| POC-OPERATOR'S ID | 26461 | —               | —    | KHLAB |

**Lab - Orders and Results**

**BASIC METABOLIC PANEL (7) [695626755]**

Electronically signed by: Abdul M Sheikh, MD on 10/10/17 1205  
Ordering user: Abdul M Sheikh, MD 10/10/17 1205  
Authorized by: Abdul M Sheikh, MD  
Quantity: 1  
Discontinued by: Automatic Discharge Provider 11/02/17 1513 [Patient Discharge]  
Order comments: Fasting

Ordering provider: Abdul M Sheikh, MD  
Ordering mode: Standard  
Instance released by: Karen M Wilson, RN (auto-released) 11/1/2017 6:48 AM

Status: **Discontinued**

**Specimen Information**

| Type  | Source | Collected By |
|-------|--------|--------------|
| Blood | Blood  | —            |

**CBC W/O DIFFERENTIAL [695626756]**

Electronically signed by: Abdul M Sheikh, MD on 10/10/17 1205  
Ordering user: Abdul M Sheikh, MD 10/10/17 1205  
Authorized by: Abdul M Sheikh, MD  
Quantity: 1  
Discontinued by: Automatic Discharge Provider 11/02/17 1513 [Patient Discharge]

Ordering provider: Abdul M Sheikh, MD  
Ordering mode: Standard  
Instance released by: Karen M Wilson, RN (auto-released) 11/1/2017 6:48 AM

Status: **Discontinued**

**Specimen Information**

| Type  | Source | Collected By |
|-------|--------|--------------|
| Blood | Blood  | —            |

**BASIC METABOLIC PANEL (7) [695689250]**

Electronically signed by: Scott A McKee, MD on 11/01/17 1216  
Ordering user: Scott A McKee, MD 11/01/17 1216  
Authorized by: Scott A McKee, MD  
Quantity: 1  
Instance released by: Julia E Branch, RN (auto-released) 11/1/2017 8:00 PM

Ordering provider: Scott A McKee, MD  
Ordering mode: Standard  
Lab status: Final result

Status: **Completed**

**Specimen Information**

| Type | Source | Collected By        |
|------|--------|---------------------|
| —    | Serum  | 59941 11/02/17 0617 |



WS Kennestone Hospital  
677 Church Street  
Marietta GA 30060-1101  
Inpatient Record

Maurice, Eugene George  
MRN: 561253820, DOB: 1/2/1949, Sex: M  
Adm: 11/1/2017, D/C: 11/2/2017

**Lab - Orders and Results (continued)**

**BASIC METABOLIC PANEL (7) [695689250] (continued)**

BASIC METABOLIC PANEL (7) [695689250] (Abnormal)

Resulted: 11/02/17 0724, Result status: Final result

Ordering provider: Scott A McKee, MD 11/01/17 2000  
Filed by: Interface, Lab In Sunquest 11/02/17 0724  
External ID: H14860013

Order status: Completed  
Resulting lab: WS KENNESTONE HOSPITAL LAB  
Result details

**Specimen Information**

| Type | Source | Collected By        |
|------|--------|---------------------|
| —    | Serum  | 59941 11/02/17 0617 |

**Components**

| Component          | Value | Reference Range    | Flag | Lab   |
|--------------------|-------|--------------------|------|-------|
| Sodium,S           | 140   | 136 - 145 mmol/L   | —    | KHLAB |
| Potassium          | 4.8   | 3.5 - 5.1 mmol/L   | —    | KHLAB |
| Chloride           | 103   | 98 - 107 mmol/L    | —    | KHLAB |
| Co2                | 25    | 22 - 29 mmol/L     | —    | KHLAB |
| Glucose            | 118   | 70 - 99 mg/dL      | H ^  | KHLAB |
| BUN                | 15    | 8 - 23 mg/dL       | —    | KHLAB |
| CREATININE,S       | 0.94  | 0.7 - 1.2 mg/dL    | —    | KHLAB |
| ANION GAP          | 17    | 12 - 20            | —    | KHLAB |
| CALCIUM,TOTAL      | 9.0   | 8.8 - 10.2 mg/dL   | —    | KHLAB |
| GFR Non-Afric Amer | >60   | >59 ml/min/1.73 m2 | —    | KHLAB |
| GFR AFRICAN AMER   | >60   | >59 ml/min/1.73 m2 | —    | KHLAB |

**MAGNESIUM BLOOD [695689254]**

Electronically signed by: Whitney K Rivkin, PA on 11/02/17 0318

Status: **Completed**

Ordering user: Whitney K Rivkin, PA 11/02/17 0318

Ordering provider: Whitney K Rivkin, PA

Authorized by: Dhaval G Patel, MD

Ordering mode: Standard

Cosigning events

Electronically cosigned by Dhaval G Patel, MD 11/02/17 0713 for Ordering

Quantity: 1

Lab status: Final result

Instance released by: Whitney K Rivkin, PA (auto-released) 11/2/2017 3:18 AM

**Specimen Information**

| Type | Source | Collected By        |
|------|--------|---------------------|
| —    | Serum  | 59941 11/02/17 0617 |

**MAGNESIUM BLOOD [695689254]**

Resulted: 11/02/17 0724, Result status: Final result

Ordering provider: Whitney K Rivkin, PA 11/02/17 0318  
Filed by: Interface, Lab In Sunquest 11/02/17 0724  
External ID: H14860013

Order status: Completed  
Resulting lab: WS KENNESTONE HOSPITAL LAB  
Result details

**Specimen Information**

| Type | Source | Collected By        |
|------|--------|---------------------|
| —    | Serum  | 59941 11/02/17 0617 |

**Components**

| Component | Value | Reference Range | Flag | Lab   |
|-----------|-------|-----------------|------|-------|
| Magnesium | 1.8   | 1.6 - 2.6 mg/dL | —    | KHLAB |

**TSH W/REFLEX TO FREE T4 [695689255]**

Electronically signed by: Whitney K Rivkin, PA on 11/02/17 0318

Status: **Completed**

Ordering user: Whitney K Rivkin, PA 11/02/17 0318

Ordering provider: Whitney K Rivkin, PA

Authorized by: Dhaval G Patel, MD

Ordering mode: Standard

Cosigning events

Electronically cosigned by Dhaval G Patel, MD 11/02/17 0713 for Ordering

Quantity: 1

Lab status: Final result





WS Kennestone Hospital  
677 Church Street  
Marietta GA 30060-1101  
Inpatient Record

Maurice, Eugene George  
MRN: 561253820, DOB: 1/2/1949, Sex: M  
Adm: 11/1/2017, D/C: 11/2/2017

**Lab - Orders and Results (continued)**

**TSH W/REFLEX TO FREE T4 [695689255] (continued)**

Instance released by: Whitney K Rivkin, PA (auto-released) 11/2/2017 3:18 AM

**Specimen Information**

| Type | Source | Collected By        |
|------|--------|---------------------|
| —    | Serum  | 59941 11/02/17 0617 |

**TSH W/REFLEX TO FREE T4 [695689255]**

Resulted: 11/02/17 0724, Result status: Final result

Ordering provider: Whitney K Rivkin, PA 11/02/17 0318  
Filed by: Interface, Lab In Sunquest 11/02/17 0724  
External ID: H14860013

Order status: Completed  
Resulting lab: WS KENNESTONE HOSPITAL LAB  
Result details

**Specimen Information**

| Type | Source | Collected By        |
|------|--------|---------------------|
| —    | Serum  | 59941 11/02/17 0617 |

**Components**

| Component  | Value | Reference Range    | Flag | Lab   |
|--|-------|--------------------|------|-------|
| TSH W/REFLEX TO FREE T4  | 1.54  | 0.27 - 4.20 uIU/mL | —    | KHLAB |
| Comment:<br>HIGH DOSES OF BIOTIN TAKEN WITHIN 8 HOURS OF BLOOD COLLECTION MAY INTERFERE WITH THE RESULTS OF THIS ASSAY |       |                    |      |       |

**Outpatient Referral - Orders and Results**

**AMB REFERRAL TO CARDIAC REHAB [695631092]**

Electronically signed by: **Scott A McKee, MD on 11/01/17 1216**

Status: **Active**

Ordering user: Scott A McKee, MD 11/01/17 1216

Ordering provider: Scott A McKee, MD

Authorized by: Scott A McKee, MD

Ordering mode: Standard

Frequency: Routine 11/02/17 -

Quantity: 1

Released by: Diosdado M Irlandez, MD 11/02/17 1145

Acknowledged: Julia Gaddis, RN 11/02/17 1158 for Placing Order

Diagnoses

Coronary arteriosclerosis [I25.10] (Added automatically from request for surgery 432993)

**Diet - Orders and Results**

**DIET, NPO [694980094]**

Electronically signed by: **Abdul M Sheikh, MD on 10/10/17 1205**

Status: **Discontinued**

Ordering user: Abdul M Sheikh, MD 10/10/17 1205

Ordering provider: Abdul M Sheikh, MD

Authorized by: Abdul M Sheikh, MD

Ordering mode: Standard

Frequency: Routine Effective Midnight 11/02/17 - Until Specified

Quantity: 1

Diet: NPO

Released by: Karen M Wilson, RN 11/01/17 0648

Discontinued by: Automatic Transfer Provider 11/01/17 1235 [Patient Transfer]

Acknowledged: Julia Gaddis, RN 11/01/17 1236 for Placing Order Julia Gaddis, RN 11/01/17 1236 for D/C Order

**Questionnaire**

| Question             | Answer                   |
|----------------------|--------------------------|
| Medications Allowed? | Whole with sips of water |

**DIET, CARDIAC [695689235]**

Electronically signed by: **Scott A McKee, MD on 11/01/17 1216**

Status: **Discontinued**

Ordering user: Scott A McKee, MD 11/01/17 1216

Ordering provider: Scott A McKee, MD

Authorized by: Scott A McKee, MD

Ordering mode: Standard

Quantity: 1

Diet: Cardiac

Instance released by: Julia E Branch, RN (auto-released) 11/1/2017 12:35 PM

Discontinued by: Automatic Discharge Provider 11/02/17 1513 [Patient Discharge]

**Questionnaire**

| Question                                  | Answer    |
|---|-----------|
| Diet, Diabetic: (Consistent Carbohydrate) | 2200 kcal |



WS Kennestone Hospital  
677 Church Street  
Marietta GA 30060-1101  
Inpatient Record

Maurice, Eugene George  
MRN: 561253820, DOB: 1/2/1949, Sex: M  
Adm: 11/1/2017, D/C: 11/2/2017

**Diet - Orders and Results (continued)**

**DIET, CARDIAC [695689235] (continued)**

**Medications - Orders and Results**

**sodium chloride 0.9 % (NS) flush [695626726]**

Electronically signed by: **Abdul M Sheikh, MD on 10/10/17 1205** Status: **Discontinued**  
 Ordering user: Abdul M Sheikh, MD 10/10/17 1205 Ordering provider: Abdul M Sheikh, MD  
 Authorized by: Abdul M Sheikh, MD Ordering mode: Standard  
 PRN reasons: line care  
 Frequency: Routine Q1 min PRN 11/01/17 0648 - 11/01/17 1235 Released by: Karen M Wilson, RN 11/01/17 0648  
 Discontinued by: Scott A McKee, MD 11/01/17 1235  
 Acknowledged: Julia Gaddis, RN 11/01/17 1236 for Placing Order Julia Gaddis, RN 11/01/17 1236 for D/C Order  
 Admin instructions: INT Flush  
 Package: 8290-306547

**Ordering & Authorizing Provider Audit Trail**

| Date/Time     | Ordering provider  | Authorizing Provider | User               |
|---------------|--------------------|----------------------|--------------------|
| 11/01/17 1235 | Scott A McKee, MD  | Scott A McKee, MD    | Julia Gaddis, RN   |
| 11/01/17 0648 | Abdul M Sheikh, MD | Abdul M Sheikh, MD   | Karen M Wilson, RN |

**sodium chloride 0.9% (NS) bolus [695626727]**

Electronically signed by: **Abdul M Sheikh, MD on 10/10/17 1205** Status: **Discontinued**  
 Ordering user: Abdul M Sheikh, MD 10/10/17 1205 Ordering provider: Abdul M Sheikh, MD  
 Authorized by: Abdul M Sheikh, MD Ordering mode: Standard  
 Frequency: Routine Continuous 11/01/17 0700 - 11/01/17 1235 Released by: Karen M Wilson, RN 11/01/17 0648  
 Discontinued by: Scott A McKee, MD 11/01/17 1235 [(Patient Transfer - Internal Use Only)]  
 Acknowledged: Julia Gaddis, RN 11/01/17 1236 for Placing Order Julia Gaddis, RN 11/01/17 1236 for D/C Order  
 Admin instructions: Start on arrival to ARU (outpatients) or on arrival to precath holding (inpatients). Infuse at 3 mL/kg/hr for 1 hour prior to the procedure, after one hour reduce rate to 1 mL/kg/hr - See second order in panel. (MAXimum infusion rate 300 mL/hr).  
 Package: 0409-7983-09

**Ordering & Authorizing Provider Audit Trail**

| Date/Time     | Ordering provider  | Authorizing Provider | User               |
|---------------|--------------------|----------------------|--------------------|
| 11/01/17 1235 | Scott A McKee, MD  | Scott A McKee, MD    | Julia Gaddis, RN   |
| 11/01/17 0648 | Abdul M Sheikh, MD | Abdul M Sheikh, MD   | Karen M Wilson, RN |

**sodium chloride 0.9% (NS) infusion [695626728]**

Electronically signed by: **Abdul M Sheikh, MD on 10/10/17 1205** Status: **Expired**  
 Ordering user: Abdul M Sheikh, MD 10/10/17 1205 Ordering provider: Abdul M Sheikh, MD  
 Authorized by: Abdul M Sheikh, MD Ordering mode: Standard  
 Frequency: Routine Continuous 11/01/17 0700 - 2 hours Released by: Karen M Wilson, RN 11/01/17 0648  
 Acknowledged: Julia Gaddis, RN 11/01/17 1236 for Placing Order  
 Admin instructions: \*\* Start reduced rate after 1 hour bolus completed.\*\* After first hour (see first order in panel), reduce rate to 1 mL/kg/hr. (MAXimum infusion rate 100 mL/hr). Discontinue IV fluids after a total of 3 hours (500 mL max) if cardiac cath has not yet been performed."  
 Package: 0409-7983-09

**heparin (PORCINE) (PF) in 0.9 % sodium chloride 2,000 units/1,000 mL [695631053]**

Electronically signed by: **Abdul M Sheikh, MD on 11/01/17 0842** Status: **Discontinued**  
 Mode: Ordering in Verbal with readback mode Communicated by: Camay Crooms, RN  
 Ordering user: Camay Crooms, RN 11/01/17 0833 Ordering provider: Abdul M Sheikh, MD  
 Authorized by: Abdul M Sheikh, MD Ordering mode: Verbal with readback  
 Frequency: Routine PRN 11/01/17 0832 - 11/01/17 1224 Discontinued by: Kathryn Teegarden, RN 11/01/17 1224 [(Patient Discharge - Internal Use Only)]  
 Acknowledged: Camay Crooms, RN 11/01/17 0833 for Placing Order  
 Package: 0409-7620-59

**fentaNYL (PF) (SUBLIMAZE) injection 50 mcg/mL [695631057]**

Electronically signed by: **Abdul M Sheikh, MD on 11/01/17 1408** Status: **Discontinued**





WS Kennestone Hospital  
677 Church Street  
Marietta GA 30060-1101  
Inpatient Record

Maurice, Eugene George  
MRN: 561253820, DOB: 1/2/1949, Sex: M  
Adm: 11/1/2017, D/C: 11/2/2017

**Medications - Orders and Results (continued)**

**fentaNYL (PF) (SUBLIMAZE) injection 50 mcg/mL [695631057] (continued)**

Mode: Ordering in Verbal with readback mode  
Ordering user: Kathryn Teegarden, RN 11/01/17 0851  
Authorized by: Abdul M Sheikh, MD  
Frequency: Routine PRN 11/01/17 0851 - 11/01/17 1224

Acknowledged: Kathryn Teegarden, RN 11/01/17 0851 for Placing Order  
Package: 0641-6027-01

Communicated by: Kathryn Teegarden, RN  
Ordering provider: Abdul M Sheikh, MD  
Ordering mode: Verbal with readback  
Discontinued by: Kathryn Teegarden, RN 11/01/17 1224 [(Patient Discharge - Internal Use Only)]

**midazolam (VERSED) injection 1 mg/mL [695631058]**

Electronically signed by: **Abdul M Sheikh, MD on 11/01/17 1408**  
Mode: Ordering in Verbal with readback mode  
Ordering user: Kathryn Teegarden, RN 11/01/17 0851  
Authorized by: Abdul M Sheikh, MD  
Frequency: Routine PRN 11/01/17 0851 - 11/01/17 1224

Acknowledged: Kathryn Teegarden, RN 11/01/17 0851 for Placing Order  
Package: 0409-2305-21

Communicated by: Kathryn Teegarden, RN  
Ordering provider: Abdul M Sheikh, MD  
Ordering mode: Verbal with readback  
Discontinued by: Kathryn Teegarden, RN 11/01/17 1224 [(Patient Discharge - Internal Use Only)]

Status: **Discontinued**

**lidocaine (XYLOCAINE) local injection 2 % [695631059]**

Electronically signed by: **Abdul M Sheikh, MD on 11/01/17 1408**  
Mode: Ordering in Verbal with readback mode  
Ordering user: Kathryn Teegarden, RN 11/01/17 0853  
Authorized by: Abdul M Sheikh, MD  
Frequency: Routine PRN 11/01/17 0853 - 11/01/17 1224

Acknowledged: Kathryn Teegarden, RN 11/01/17 0853 for Placing Order  
Package: 63323-486-27

Communicated by: Kathryn Teegarden, RN  
Ordering provider: Abdul M Sheikh, MD  
Ordering mode: Verbal with readback  
Discontinued by: Kathryn Teegarden, RN 11/01/17 1224 [(Patient Discharge - Internal Use Only)]

Status: **Discontinued**

**Heparin bolus [695631060]**

Electronically signed by: **Abdul M Sheikh, MD on 11/01/17 1408**  
Mode: Ordering in Verbal with readback mode  
Ordering user: Kathryn Teegarden, RN 11/01/17 0903  
Authorized by: Abdul M Sheikh, MD  
Frequency: Routine PRN 11/01/17 0903 - 11/01/17 1224

Acknowledged: Kathryn Teegarden, RN 11/01/17 0903 for Placing Order  
Package: 63323-540-57

Communicated by: Kathryn Teegarden, RN  
Ordering provider: Abdul M Sheikh, MD  
Ordering mode: Verbal with readback  
Discontinued by: Kathryn Teegarden, RN 11/01/17 1224 [(Patient Discharge - Internal Use Only)]

Status: **Discontinued**

**iohexol (OMNIPAQUE) injection 350 mg/mL [695631064]**

Electronically signed by: **Abdul M Sheikh, MD on 11/01/17 1408**  
Mode: Ordering in Verbal with readback mode  
Ordering user: Kathryn Teegarden, RN 11/01/17 1154  
Authorized by: Abdul M Sheikh, MD  
Frequency: Routine PRN 11/01/17 1153 - 11/01/17 1224

Acknowledged: Kathryn Teegarden, RN 11/01/17 1154 for Placing Order  
Package: 0407-1414-89

Communicated by: Kathryn Teegarden, RN  
Ordering provider: Abdul M Sheikh, MD  
Ordering mode: Verbal with readback  
Discontinued by: Kathryn Teegarden, RN 11/01/17 1224 [(Patient Discharge - Internal Use Only)]

Status: **Discontinued**

**sodium chloride 0.9% (NS) infusion [695631066]**

Electronically signed by: **Abdul M Sheikh, MD on 11/01/17 1408**  
Mode: Ordering in Verbal with readback mode  
Ordering user: Kathryn Teegarden, RN 11/01/17 1213  
Authorized by: Abdul M Sheikh, MD  
Frequency: Routine Continuous PRN 11/01/17 1212 - 11/01/17 1224

Acknowledged: Kathryn Teegarden, RN 11/01/17 1213 for Placing Order  
Package: 0409-7983-09

Communicated by: Kathryn Teegarden, RN  
Ordering provider: Abdul M Sheikh, MD  
Ordering mode: Verbal with readback  
Discontinued by: Kathryn Teegarden, RN 11/01/17 1224 [(Patient Discharge - Internal Use Only)]

Status: **Discontinued**

**aspirin chewable tablet [695631067]**

Electronically signed by: **Abdul M Sheikh, MD on 11/01/17 1408**  
Mode: Ordering in Verbal with readback mode  
Ordering user: Kathryn Teegarden, RN 11/01/17 1213  
Authorized by: Abdul M Sheikh, MD

Communicated by: Kathryn Teegarden, RN  
Ordering provider: Abdul M Sheikh, MD  
Ordering mode: Verbal with readback

Status: **Discontinued**



WS Kennestone Hospital  
677 Church Street  
Marietta GA 30060-1101  
Inpatient Record

Maurice, Eugene George  
MRN: 561253820, DOB: 1/2/1949, Sex: M  
Adm: 11/1/2017, D/C: 11/2/2017

**Medications - Orders and Results (continued)**

**aspirin chewable tablet [695631067] (continued)**

Frequency: Routine PRN 11/01/17 1213 - 11/01/17 1224

Discontinued by: Kathryn Teegarden, RN 11/01/17 1224 [(Patient Discharge - Internal Use Only)]

Acknowledged: Kathryn Teegarden, RN 11/01/17 1213 for Placing Order  
Package: 63739-434-01

**atropine injection 0.1 mg/mL [695631099]**

Electronically signed by: **Scott A McKee, MD on 11/01/17 1216**

Status: **Discontinued**

Ordering user: Scott A McKee, MD 11/01/17 1216

Ordering provider: Scott A McKee, MD

Authorized by: Scott A McKee, MD

Ordering mode: Standard

PRN reasons: other

PRN Comment: bradycardia

Frequency: Routine Q5 Min PRN 11/01/17 1235 - 3 occurrences

Released by: Julia Gaddis, RN 11/01/17 1235

Discontinued by: Automatic Discharge Provider 11/02/17 1513 [(Patient Discharge - Internal Use Only)]

Acknowledged: Julia Gaddis, RN 11/01/17 1236 for Placing Order

Package: 0409-4911-34

**aspirin chewable tablet [695689224]**

Electronically signed by: **Scott A McKee, MD on 11/01/17 1216**

Status: **Discontinued**

Ordering user: Scott A McKee, MD 11/01/17 1216

Ordering provider: Scott A McKee, MD

Authorized by: Scott A McKee, MD

Ordering mode: Standard

Frequency: Routine Daily 11/02/17 0900 - 11/02/17 1513

Released by: Julia Gaddis, RN 11/01/17 1235

Discontinued by: Automatic Discharge Provider 11/02/17 1513 [(Patient Discharge - Internal Use Only)]

Acknowledged: Julia Gaddis, RN 11/01/17 1236 for Placing Order

Package: 63739-434-01

Status

William C Crew, PharmD 11/01/17 1237 (Start: 11/01/17 1300 to 11/02/17 0900)

**morphine syringe 2 mg/mL [695689226]**

Electronically signed by: **Scott A McKee, MD on 11/01/17 1216**

Status: **Discontinued**

Ordering user: Scott A McKee, MD 11/01/17 1216

Ordering provider: Scott A McKee, MD

Authorized by: Scott A McKee, MD

Ordering mode: Standard

PRN reasons: moderate pain (4-7)

Frequency: Routine Q4H PRN 11/01/17 1235 - 11/02/17 1513

Released by: Julia Gaddis, RN 11/01/17 1235

Discontinued by: Automatic Discharge Provider 11/02/17 1513 [(Patient Discharge - Internal Use Only)]

Acknowledged: Julia Gaddis, RN 11/01/17 1236 for Placing Order

Admin instructions: Every 4 hours as needed for chest pain - call if pain not relieved

Caution: Sound alike/look alike medication.

Document pain score assessment before & after administering medication.

Package: 0409-1890-01

**sodium chloride 0.9% (NS) infusion [695631096]**

Electronically signed by: **Scott A McKee, MD on 11/01/17 1216**

Status: **Expired**

Ordering user: Scott A McKee, MD 11/01/17 1216

Ordering provider: Scott A McKee, MD

Authorized by: Scott A McKee, MD

Ordering mode: Standard

Frequency: Routine Continuous 11/01/17 1300 - 4 hours

Released by: Julia Gaddis, RN 11/01/17 1235

Acknowledged: Julia Gaddis, RN 11/01/17 1236 for Placing Order

Package: 0409-7983-09

Status

Julia Gaddis, RN 11/01/17 1253 (End: 11/01/17 1659 to 11/01/17 1652)

**carvedilol (COREG) tablet [695631068]**

Electronically signed by: **Scott A McKee, MD on 11/01/17 1216**

Status: **Discontinued**

Ordering user: Scott A McKee, MD 11/01/17 1216

Ordering provider: Scott A McKee, MD

Authorized by: Scott A McKee, MD

Ordering mode: Standard

Frequency: Routine BID w/ meals 11/01/17 1700 - 11/02/17 1513

Released by: Julia Gaddis, RN 11/01/17 1235

Discontinued by: Automatic Discharge Provider 11/02/17 1513 [(Patient Discharge - Internal Use Only)]

Acknowledged: Julia Gaddis, RN 11/01/17 1236 for Placing Order

Package: 0093-7295-01

Reordered from: carvedilol (COREG) 12.5 MG tablet [669537055]

**atorvastatin (LIPITOR) tablet [695631069]**

Electronically signed by: **Scott A McKee, MD on 11/01/17 1216**

Status: **Discontinued**

Ordering user: Scott A McKee, MD 11/01/17 1216

Ordering provider: Scott A McKee, MD



WS Kennestone Hospital  
677 Church Street  
Marietta GA 30060-1101  
Inpatient Record

Maurice, Eugene George  
MRN: 561253820, DOB: 1/2/1949, Sex: M  
Adm: 11/1/2017, D/C: 11/2/2017

**Medications - Orders and Results (continued)**

**atorvastatin (LIPITOR) tablet [695631069] (continued)**

Authorized by: Scott A McKee, MD  
Frequency: Routine Nightly 11/01/17 2100 - 11/02/17 1513  
Discontinued by: Automatic Discharge Provider 11/02/17 1513 [(Patient Discharge - Internal Use Only)]  
Acknowledged: Julia Gaddis, RN 11/01/17 1236 for Placing Order  
Admin instructions: Concurrent use of atorvastatin (LIPITOR) and GRAPEFRUIT JUICE may result in increased bioavailability of atorvastatin resulting in an increased risk of myopathy or rhabdomyolysis.  
Package: 0904-6293-04  
Reordered from: atorvastatin (LIPITOR) 80 MG tablet [669537054]

Ordering mode: Standard  
Released by: Julia Gaddis, RN 11/01/17 1235

**chlorthalidone (HYGROTON) tablet [695631071]**

Electronically signed by: Scott A McKee, MD on 11/01/17 1216  
Ordering user: Scott A McKee, MD 11/01/17 1216  
Authorized by: Scott A McKee, MD  
Frequency: Routine Daily 11/02/17 0900 - 11/02/17 1513  
Discontinued by: Automatic Discharge Provider 11/02/17 1513 [(Patient Discharge - Internal Use Only)]  
Acknowledged: Julia Gaddis, RN 11/01/17 1236 for Placing Order  
Package: 51079-058-01  
Reordered from: chlorthalidone (HYGROTON) 50 MG tablet [669537056]

Ordering provider: Scott A McKee, MD  
Ordering mode: Standard  
Released by: Julia Gaddis, RN 11/01/17 1235

Status: Discontinued

**cilostazol (PLETAL) tablet [695631070]**

Electronically signed by: Scott A McKee, MD on 11/01/17 1216  
Ordering user: Scott A McKee, MD 11/01/17 1216  
Authorized by: Scott A McKee, MD  
Frequency: Routine BID 11/01/17 2100 - 11/02/17 1513  
Discontinued by: Automatic Discharge Provider 11/02/17 1513 [(Patient Discharge - Internal Use Only)]  
Acknowledged: Julia Gaddis, RN 11/01/17 1236 for Placing Order  
Admin instructions: \*\*Caution: Sound alike/look alike medication\*\*  
Package: 0093-2065-06  
Status  
William C Crew, PharmD 11/01/17 1236 (Start: 11/01/17 1300 to 11/01/17 2100)  
Reordered from: cilostazol (PLETAL) 100 MG tablet [669537057]

Ordering provider: Scott A McKee, MD  
Ordering mode: Standard  
Released by: Julia Gaddis, RN 11/01/17 1235

Status: Discontinued

**isosorbide mononitrate (IMDUR) 24 hr tablet [695631072]**

Electronically signed by: Scott A McKee, MD on 11/01/17 1216  
Ordering user: Scott A McKee, MD 11/01/17 1216  
Authorized by: Scott A McKee, MD  
Frequency: Routine BID 11/01/17 2100 - 11/02/17 1513  
Discontinued by: Automatic Discharge Provider 11/02/17 1513 [(Patient Discharge - Internal Use Only)]  
Acknowledged: Julia Gaddis, RN 11/01/17 1236 for Placing Order  
Package: 68084-592-11  
Status  
William C Crew, PharmD 11/01/17 1237 (Start: 11/01/17 1300 to 11/01/17 2100)  
Reordered from: isosorbide mononitrate (IMDUR) 30 MG 24 hr tablet [669537058]

Ordering provider: Scott A McKee, MD  
Ordering mode: Standard  
Released by: Julia Gaddis, RN 11/01/17 1235

Status: Discontinued

**nitroglycerin (NITROSTAT) SL tablet [695631073]**

Electronically signed by: Scott A McKee, MD on 11/01/17 1216  
Ordering user: Scott A McKee, MD 11/01/17 1216  
Authorized by: Scott A McKee, MD  
PRN reasons: chest pain  
Frequency: Routine Q5 Min PRN 11/01/17 1235 - 11/02/17 1513  
Discontinued by: Automatic Discharge Provider 11/02/17 1513 [(Patient Discharge - Internal Use Only)]  
Acknowledged: Julia Gaddis, RN 11/01/17 1236 for Placing Order  
Admin instructions: x 3 doses. Notify MD if no relief after 3 doses.  
Package: 0071-0418-13  
Reordered from: nitroglycerin (NITROSTAT) 0.4 MG SL tablet [653604302]

Ordering provider: Scott A McKee, MD  
Ordering mode: Standard  
Released by: Julia Gaddis, RN 11/01/17 1235

Status: Discontinued

**Testing Performed By**

| Lab - Abbreviation | Name                       | Director              | Address                            | Valid Date Range              |
|--------------------|----------------------------|-----------------------|------------------------------------|-------------------------------|
| 13 - Muse          | MUSE                       | Unknown               | Unknown                            | 12/12/12 2214 - Present       |
| 19 - KHLAB         | WS KENNESTONE HOSPITAL LAB | Dr. David Schlosnagle | 677 CHURCH ST<br>MARIETTA GA 30060 | 11/04/13 1206 - 08/28/18 1256 |
| 118001 - Cath/EP   | CATH/EP                    | Unknown               | Unknown                            | 01/02/13 1112 - Present       |





WS Kennestone Hospital  
677 Church Street  
Marietta GA 30060-1101  
Inpatient Record

Maurice, Eugene George  
MRN: 561253820, DOB: 1/2/1949, Sex: M  
Adm: 11/1/2017, D/C: 11/2/2017

**Medications**

**All Meds and Administrations**

**sodium chloride 0.9 % (NS) flush [695626726]**

Ordering Provider: Abdul M Sheikh, MD  
Ordered On: 11/01/17 0648  
Dose (Remaining/Total): 3-40 mL (—/—)  
Frequency: Every 1 minute PRN  
Admin Instructions: INT Flush

Status: Discontinued (Past End Date/Time)  
Starts/Ends: 11/01/17 0648 - 11/01/17 1235  
Route: Intravenous  
Rate/Duration: — / —

| Line                                   | Med Link Info                       | Comment |
|--|-------------------------------------|---------|
| Peripheral IV 11/01/17 20 G Left Wrist | 11/01/17 0722 by Karen M Wilson, RN | —       |

| Timestamps   | Action | Dose  | Route       | Other Information  |
|--|--------|-------|-------------|--|
| Performed 11/01/17 0722<br>Documented: 11/01/17 0722 | Given  | 10 mL | Intravenous | Performed by: Karen M Wilson, RN<br>Scanned Package: 8290-306547 |

**sodium chloride 0.9% (NS) bolus [695626727]**

Ordering Provider: Abdul M Sheikh, MD  
Ordered On: 11/01/17 0648  
Dose (Remaining/Total): 3 mL/kg/hr (—/—)  
Frequency: Continuous  
Admin Instructions: Start on arrival to ARU (outpatients) or on arrival to precath holding (inpatients). Infuse at 3 mL/kg/hr for 1 hour prior to the procedure, after one hour reduce rate to 1 mL/kg/hr - See second order in panel. (MAXimum infusion rate 300 mL/hr).

Status: Discontinued (Past End Date/Time), Reason: (Patient Transfer - Internal Use Only)  
Starts/Ends: 11/01/17 0700 - 11/01/17 1235  
Route: Intravenous  
Rate/Duration: 298 mL/hr / 1 Hours

| Line   | Med Link Info                       | Comment |
|--|-------------------------------------|---------|
| Peripheral IV 11/01/17 20 G Left;Lateral Forearm | 11/01/17 0721 by Karen M Wilson, RN | —       |

| Timestamps   | Action  | Dose / Rate / Duration           | Route       | Other Information                   |
|--|---------|----------------------------------|-------------|-------------------------------------|
| Performed 11/01/17 0854<br>Documented: 11/01/17 0854 | Stopped | 0 mL/kg/hr<br>0 mL/hr<br>1 Hours | Intravenous | Performed by: Kathryn Teegarden, RN |

|  |         |                                    |             |   |
|--|---------|------------------------------------|-------------|---|
| Performed 11/01/17 0721<br>Documented: 11/01/17 0721 | New Bag | 3 mL/kg/hr<br>298 mL/hr<br>1 Hours | Intravenous | Performed by: Karen M Wilson, RN<br>Scanned Package: 0409-7983-09 |
|--|---------|------------------------------------|-------------|---|

**sodium chloride 0.9% (NS) infusion [695626728]**

Ordering Provider: Abdul M Sheikh, MD  
Ordered On: 11/01/17 0648  
Dose (Remaining/Total): 1 mL/kg/hr (—/—)  
Frequency: Continuous  
Admin Instructions: \*\* Start reduced rate after 1 hour bolus completed.\*\* After first hour (see first order in panel), reduce rate to 1 mL/kg/hr. (MAXimum infusion rate 100 mL/hr). Discontinue IV fluids after a total of 3 hours (500 mL max) if cardiac cath has not yet been performed."

Status: Verified (Past End Date/Time)  
Starts/Ends: 11/01/17 0700 - 11/01/17 0859  
Route: Intravenous  
Rate/Duration: 99.3 mL/hr / —

| Line   | Med Link Info                          | Comment |
|--|--|---------|
| Peripheral IV 11/01/17 20 G Left;Lateral Forearm | 11/01/17 0854 by Kathryn Teegarden, RN | —       |

| Timestamps   | Action  | Dose / Rate           | Route       | Other Information              |
|--|---------|-----------------------|-------------|--------------------------------|
| Performed 11/01/17 1340<br>Documented: 11/01/17 1340 | Stopped | 0 mL/kg/hr<br>0 mL/hr | Intravenous | Performed by: Julia Gaddis, RN |

|  |                  |                          |             |                                     |
|--|------------------|--------------------------|-------------|-------------------------------------|
| Performed 11/01/17 0854<br>Documented: 11/01/17 0854 | Rate/Dose Change | 1 mL/kg/hr<br>99.3 mL/hr | Intravenous | Performed by: Kathryn Teegarden, RN |
|--|------------------|--------------------------|-------------|-------------------------------------|

|   |     |   |   |   |
|---|-----|---|---|---|
| Due 11/01/17 0700<br>Scheduled: 11/01/17 0648 | Due | — | — | — |
|---|-----|---|---|---|

**heparin (PORCINE) (PF) in 0.9 % sodium chloride 2,000 units/1,000 mL [695631053]**

Ordering Provider: Abdul M Sheikh, MD  
Status: Discontinued (Past End Date/Time), Reason: (Patient Discharge -



WS Kennestone Hospital  
677 Church Street  
Marietta GA 30060-1101  
Inpatient Record

Maurice, Eugene George  
MRN: 561253820, DOB: 1/2/1949, Sex: M  
Adm: 11/1/2017, D/C: 11/2/2017

**Medications (continued)**

**All Meds and Administrations (continued)**

Ordered On: 11/01/17 0833  
Internal Use Only)  
Frequency: As needed

| Timestamps  | Action | Dose  | Route      | Other Information  |
|---|--------|-------|------------|--|
| Performed 11/01/17 0832<br>Documented: 11/01/17<br>1010 | Given  | 4 Bag | Irrigation | Performed by: Abdul M Sheikh, MD<br>Documented by: Kathryn Teegarden, RN |

**fentaNYL (PF) (SUBLIMAZE) injection 50 mcg/mL [695631057]**

Ordering Provider: Abdul M Sheikh, MD  
Status: Discontinued (Past End Date/Time), Reason: (Patient Discharge - Internal Use Only)  
Ordered On: 11/01/17 0851  
Frequency: As needed

| Timestamps  | Action | Dose   | Route       | Other Information  |
|---|--------|--------|-------------|--|
| Performed 11/01/17 1201<br>Documented: 11/01/17<br>1201 | Given  | 25 mcg | Intravenous | Performed by: Kathryn Teegarden, RN<br>Comments: prior to perclose |
| Performed 11/01/17 1117<br>Documented: 11/01/17<br>1117 | Given  | 25 mcg | Intravenous | Performed by: Kathryn Teegarden, RN                                |
| Performed 11/01/17 1000<br>Documented: 11/01/17<br>1000 | Given  | 25 mcg | Intravenous | Performed by: Kathryn Teegarden, RN                                |
| Performed 11/01/17 0851<br>Documented: 11/01/17<br>0851 | Given  | 50 mcg | Intravenous | Performed by: Kathryn Teegarden, RN                                |

**midazolam (VERSED) injection 1 mg/mL [695631058]**

Ordering Provider: Abdul M Sheikh, MD  
Status: Discontinued (Past End Date/Time), Reason: (Patient Discharge - Internal Use Only)  
Ordered On: 11/01/17 0851  
Frequency: As needed

| Timestamps  | Action | Dose | Route       | Other Information  |
|---|--------|------|-------------|--|
| Performed 11/01/17 1201<br>Documented: 11/01/17<br>1202 | Given  | 1 mg | Intravenous | Performed by: Kathryn Teegarden, RN<br>Comments: prior to perclose |
| Performed 11/01/17 1117<br>Documented: 11/01/17<br>1117 | Given  | 1 mg | Intravenous | Performed by: Kathryn Teegarden, RN                                |
| Performed 11/01/17 1000<br>Documented: 11/01/17<br>1000 | Given  | 1 mg | Intravenous | Performed by: Kathryn Teegarden, RN                                |
| Performed 11/01/17 0851<br>Documented: 11/01/17<br>0851 | Given  | 2 mg | Intravenous | Performed by: Kathryn Teegarden, RN                                |

**lidocaine (XYLOCAINE) local injection 2 % [695631059]**

Ordering Provider: Abdul M Sheikh, MD  
Status: Discontinued (Past End Date/Time), Reason: (Patient Discharge - Internal Use Only)  
Ordered On: 11/01/17 0853  
Frequency: As needed

| Timestamps  | Action | Dose | Route       | Other Information  |
|---|--------|------|-------------|--|
| Performed 11/01/17 0857<br>Documented: 11/01/17<br>0857 | Given  | 5 mL | Intradermal | Performed by: Abdul M Sheikh, MD<br>Documented by: Kathryn Teegarden, RN |





WS Kennestone Hospital  
677 Church Street  
Marietta GA 30060-1101  
Inpatient Record

Maurice, Eugene George  
MRN: 561253820, DOB: 1/2/1949, Sex: M  
Adm: 11/1/2017, D/C: 11/2/2017

**Medications (continued)**

**All Meds and Administrations (continued)**

Performed 11/01/17 0853 Given 5 mL Intradermal Performed by: Abdul M Sheikh, MD  
Documented: 11/01/17 0857 Documented by: Kathryn Teegarden, RN

**Heparin bolus [695631060]**

Ordering Provider: Abdul M Sheikh, MD Status: Discontinued (Past End Date/Time), Reason: (Patient Discharge - Internal Use Only)  
Ordered On: 11/01/17 0903 Frequency: As needed

| Timestamps   | Action | Dose        | Route       | Other Information                   |
|--|--------|-------------|-------------|-------------------------------------|
| Performed 11/01/17 1024 Given<br>Documented: 11/01/17 1024 | Given  | 3,000 Units | Intravenous | Performed by: Kathryn Teegarden, RN |
| Performed 11/01/17 0936 Given<br>Documented: 11/01/17 0936 | Given  | 2,000 Units | Intravenous | Performed by: Kathryn Teegarden, RN |
| Performed 11/01/17 0914 Given<br>Documented: 11/01/17 0914 | Given  | 3,000 Units | Intravenous | Performed by: Kathryn Teegarden, RN |
| Performed 11/01/17 0903 Given<br>Documented: 11/01/17 0903 | Given  | 7,000 Units | Intravenous | Performed by: Kathryn Teegarden, RN |

**iohexol (OMNIPAQUE) injection 350 mg/mL [695631064]**

Ordering Provider: Abdul M Sheikh, MD Status: Discontinued (Past End Date/Time), Reason: (Patient Discharge - Internal Use Only)  
Ordered On: 11/01/17 1154 Frequency: As needed

| Timestamps   | Action | Dose   | Route          | Other Information   |
|--|--------|--------|----------------|---|
| Performed 11/01/17 1155 Given<br>Documented: 11/01/17 1155 | Given  | 250 mL | Intra-arterial | Performed by: Abdul M Sheikh, MD<br>Documented by: Kathryn Teegarden, RN<br>Comments: 50cc wasted |

**sodium chloride 0.9% (NS) infusion [695631066]**

Ordering Provider: Abdul M Sheikh, MD Status: Discontinued (Past End Date/Time), Reason: (Patient Discharge - Internal Use Only)  
Ordered On: 11/01/17 1213 Frequency: Continuous PRN

| Line     | Med Link Info                     | Comment |
|----------|-----------------------------------|---------|
| Unlinked | 11/01/17 1822 by Julia Gaddis, RN | —       |

| Timestamps   | Action  | Dose / Rate               | Route       | Other Information                   |
|--|---------|---------------------------|-------------|-------------------------------------|
| Performed 11/01/17 1822 Stopped<br>Documented: 11/01/17 1822 | Stopped | 0<br>0 mL/hr              | —           | Performed by: Julia Gaddis, RN      |
| Performed 11/01/17 1212 New Bag<br>Documented: 11/01/17 1213 | New Bag | 1.5 mL/kg/hr<br>144 mL/hr | Intravenous | Performed by: Kathryn Teegarden, RN |

**aspirin chewable tablet [695631067]**

Ordering Provider: Abdul M Sheikh, MD Status: Discontinued (Past End Date/Time), Reason: (Patient Discharge - Internal Use Only)  
Ordered On: 11/01/17 1213 Frequency: As needed

| Timestamps | Action | Dose | Route | Other Information |
|------------|--------|------|-------|-------------------|
|------------|--------|------|-------|-------------------|



WS Kennestone Hospital  
677 Church Street  
Marietta GA 30060-1101  
Inpatient Record

Maurice, Eugene George  
MRN: 561253820, DOB: 1/2/1949, Sex: M  
Adm: 11/1/2017, D/C: 11/2/2017

**Medications (continued)**

**All Meds and Administrations (continued)**

Performed 11/01/17 1213 Given 81 mg Oral Performed by: Kathryn Teegarden, RN  
Documented: 11/01/17 1213

**carvedilol (COREG) tablet [695631068]**

Ordering Provider: Scott A McKee, MD Status: Discontinued (Past End Date/Time), Reason: (Patient Discharge - Internal Use Only)  
Ordered On: 11/01/17 1235 Starts/Ends: 11/01/17 1700 - 11/02/17 1513  
Dose (Remaining/Total): 12.5 mg (—/—) Route: Oral  
Frequency: 2 Times daily with meals Rate/Duration: — / —

| Timestamps   | Action | Dose    | Route | Other Information   |
|--|--------|---------|-------|---|
| Performed 11/02/17 0853 Given<br>Documented: 11/02/17 0854 |        | 12.5 mg | Oral  | Performed by: Julia Gaddis, RN<br>Scanned Package: 0093-7295-01               |
| Performed 11/01/17 1737 Given<br>Documented: 11/01/17 1737 |        | 12.5 mg | Oral  | Performed by: Julia Gaddis, RN<br>Scanned Package: 0093-7295-01, 0093-7295-01 |

**atorvastatin (LIPITOR) tablet [695631069]**

Ordering Provider: Scott A McKee, MD Status: Discontinued (Past End Date/Time), Reason: (Patient Discharge - Internal Use Only)  
Ordered On: 11/01/17 1235 Starts/Ends: 11/01/17 2100 - 11/02/17 1513  
Dose (Remaining/Total): 80 mg (—/—) Route: Oral  
Frequency: Nightly Rate/Duration: — / —  
Admin Instructions: Concurrent use of atorvastatin (LIPITOR) and GRAPEFRUIT JUICE may result in increased bioavailability of atorvastatin resulting in an increased risk of myopathy or rhabdomyolysis.

| Timestamps   | Action | Dose  | Route | Other Information  |
|--|--------|-------|-------|--|
| Performed 11/01/17 2021 Given<br>Documented: 11/01/17 2021 |        | 80 mg | Oral  | Performed by: Nakeisa L Brown, RN<br>Scanned Package: 0904-6293-04 |

**cilostazol (PLETAL) tablet [695631070]**

Ordering Provider: Scott A McKee, MD Status: Discontinued (Past End Date/Time), Reason: (Patient Discharge - Internal Use Only)  
Ordered On: 11/01/17 1235 Starts/Ends: 11/01/17 2100 - 11/02/17 1513  
Dose (Remaining/Total): 100 mg (—/—) Route: Oral  
Frequency: 2 Times daily Rate/Duration: — / —  
Admin Instructions: \*\*Caution: Sound alike/look alike medication\*\*

| Timestamps   | Action | Dose   | Route | Other Information  |
|--|--------|--------|-------|--|
| Performed 11/02/17 0853 Given<br>Documented: 11/02/17 0854 |        | 100 mg | Oral  | Performed by: Julia Gaddis, RN<br>Scanned Package: 0093-2065-06, 0093-2065-06    |
| Performed 11/01/17 2021 Given<br>Documented: 11/01/17 2021 |        | 100 mg | Oral  | Performed by: Nakeisa L Brown, RN<br>Scanned Package: 0093-2065-06, 0093-2065-06 |

**chlorthalidone (HYGROTON) tablet [695631071]**

Ordering Provider: Scott A McKee, MD Status: Discontinued (Past End Date/Time), Reason: (Patient Discharge - Internal Use Only)  
Ordered On: 11/01/17 1235 Starts/Ends: 11/02/17 0900 - 11/02/17 1513  
Dose (Remaining/Total): 50 mg (—/—) Route: Oral  
Frequency: Daily Rate/Duration: — / —

| Timestamps | Action | Dose | Route | Other Information |
|------------|--------|------|-------|-------------------|
|------------|--------|------|-------|-------------------|



WS Kennestone Hospital  
677 Church Street  
Marietta GA 30060-1101  
Inpatient Record

Maurice, Eugene George  
MRN: 561253820, DOB: 1/2/1949, Sex: M  
Adm: 11/1/2017, D/C: 11/2/2017

**Medications (continued)**

**All Meds and Administrations (continued)**

|   |       |      |   |
|---|-------|------|---|
| Performed 11/02/17 0853 Given<br>Documented: 11/02/17<br>0854 | 50 mg | Oral | Performed by: Julia Gaddis, RN<br>Scanned Package: 51079-058-01, 51079-058-01 |
|---|-------|------|---|

**isosorbide mononitrate (IMDUR) 24 hr tablet [695631072]**

|                                      |  |
|--------------------------------------|--|
| Ordering Provider: Scott A McKee, MD | Status: Discontinued (Past End Date/Time), Reason: (Patient Discharge - Internal Use Only) |
| Ordered On: 11/01/17 1235            | Starts/Ends: 11/01/17 2100 - 11/02/17 1513   |
| Dose (Remaining/Total): 60 mg (—/—)  | Route: Oral  |
| Frequency: 2 Times daily             | Rate/Duration: — / —   |

| Timestamps  | Action | Dose  | Route | Other Information  |
|---|--------|-------|-------|--|
| Performed 11/02/17 0853 Given<br>Documented: 11/02/17<br>0854 |        | 60 mg | Oral  | Performed by: Julia Gaddis, RN<br>Scanned Package: 68084-592-11    |
| Performed 11/01/17 2021 Given<br>Documented: 11/01/17<br>2021 |        | 60 mg | Oral  | Performed by: Nakeisa L Brown, RN<br>Scanned Package: 68084-592-11 |

**nitroglycerin (NITROSTAT) SL tablet [695631073]**

|  |  |
|--|--|
| Ordering Provider: Scott A McKee, MD                                 | Status: Discontinued (Past End Date/Time), Reason: (Patient Discharge - Internal Use Only) |
| Ordered On: 11/01/17 1235  | Starts/Ends: 11/01/17 1235 - 11/02/17 1513   |
| Dose (Remaining/Total): 0.4 mg (—/—)                                 | Route: Sublingual  |
| Frequency: Every 5 min PRN   | Rate/Duration: — / —   |
| Admin Instructions: x 3 doses. Notify MD if no relief after 3 doses. |  |

(No admins scheduled or recorded for this medication)

**sodium chloride 0.9% (NS) infusion [695631096]**

|  |  |
|--|--|
| Ordering Provider: Scott A McKee, MD     | Status: Dispensed (Past End Date/Time)     |
| Ordered On: 11/01/17 1235                | Starts/Ends: 11/01/17 1300 - 11/01/17 1652 |
| Dose (Remaining/Total): 3 mL/kg/hr (—/—) | Route: Intravenous                         |
| Frequency: Continuous                    | Rate/Duration: 287 mL/hr / —               |

| Line   | Med Link Info                     | Comment |
|--|-----------------------------------|---------|
| Peripheral IV 11/01/17 20 G Left;Lateral Forearm | 11/01/17 1253 by Julia Gaddis, RN | —       |

| Timestamps  | Action | Dose / Rate             | Route       | Other Information   |
|---|--------|-------------------------|-------------|---|
| Performed 11/01/17 1822 Stopped<br>Documented: 11/01/17<br>1822 |        | 0 mL/kg/hr<br>0 mL/hr   | Intravenous | Performed by: Julia Gaddis, RN                                  |
| Performed 11/01/17 1339 New Bag<br>Documented: 11/01/17<br>1340 |        | 3 mL/kg/hr<br>287 mL/hr | Intravenous | Performed by: Julia Gaddis, RN<br>Scanned Package: 0409-7983-09 |
| Performed 11/01/17 1253 New Bag<br>Documented: 11/01/17<br>1253 |        | 3 mL/kg/hr<br>287 mL/hr | Intravenous | Performed by: Julia Gaddis, RN<br>Scanned Package: 0409-7983-09 |

**atropine injection 0.1 mg/mL [695631099]**

|                                      |  |
|--------------------------------------|--|
| Ordering Provider: Scott A McKee, MD | Status: Discontinued (Past End Date/Time), Reason: (Patient Discharge - Internal Use Only) |
| Ordered On: 11/01/17 1235            | Starts/Ends: 11/01/17 1235 - 11/02/17 1513   |
| Dose (Remaining/Total): 0.5 mg (3/3) | Route: Intravenous   |
| Frequency: Every 5 min PRN           | Rate/Duration: — / —   |

(No admins scheduled or recorded for this medication)





WS Kennestone Hospital  
677 Church Street  
Marietta GA 30060-1101  
Inpatient Record

Maurice, Eugene George  
MRN: 561253820, DOB: 1/2/1949, Sex: M  
Adm: 11/1/2017, D/C: 11/2/2017

**Medications (continued)**

**All Meds and Administrations (continued)**

**aspirin chewable tablet [695689224]**

Ordering Provider: Scott A McKee, MD  
  
Ordered On: 11/01/17 1235  
Dose (Remaining/Total): 81 mg (—/—)  
Frequency: Daily

Status: Discontinued (Past End Date/Time), Reason: (Patient Discharge - Internal Use Only)  
Starts/Ends: 11/02/17 0900 - 11/02/17 1513  
Route: Oral  
Rate/Duration: — / —

| Timestamps                                    | Action | Dose / Rate / Duration | Route / Site / Linked Line | Other Information |
|---|--------|------------------------|----------------------------|-------------------|
| Due 11/02/17 0900<br>Scheduled: 11/01/17 1237 | Due    | —                      | —                          | —                 |

**morphine syringe 2 mg/mL [695689226]**

Ordering Provider: Scott A McKee, MD  
  
Ordered On: 11/01/17 1235  
Dose (Remaining/Total): 2 mg (—/—)  
Frequency: Every 4 hours PRN  
Admin Instructions: Every 4 hours as needed for chest pain - call if pain not relieved  
Document pain score assessment before & after administering medication.

Status: Discontinued (Past End Date/Time), Reason: (Patient Discharge - Internal Use Only)  
Starts/Ends: 11/01/17 1235 - 11/02/17 1513  
Route: Intravenous  
Rate/Duration: — / —  
Caution: Sound alike/look alike medication.

(No admins scheduled or recorded for this medication)

**Historical Medications Entered This Encounter**

This print group is not available in inpatient encounters. Please contact a system administrator.

**Care Plan**

**Multidisciplinary Problems (Active)**

There are no active problems.

**Patient Education**

**Education**

**Title: Acute MI (MCB) (Resolved)**

**Topic: Psycho/Social/Spiritual Support (Resolved)**

**Point: Coping Mechanisms (Resolved)**

Description:  
Help patient identify healthy coping mechanisms. Refer to Social Service, Case Management, or Spiritual Care, if needed.

Learner: Not documented in this visit.  
Progress:

**Point: Support Systems (Resolved)**

Description:  
Help patient identify available support systems. Refer to Social Service, Case Management, or Spiritual Care, if needed.

Learner: Not documented in this visit.  
Progress:

**Point: Spiritual/Emotional Needs (Resolved)**





**Patient Education (continued)**

**Education (continued)**

Description:  
Offer resources to meet spiritual/emotional needs. Refer to Spiritual Care, if needed.

Learner Not documented in this visit.  
Progress:

**Point: Anxiety Reduction (Resolved)**

Description:  
Explain the definition of anxiety, signs and symptoms, and examples of ways to reduce anxiety. Inform patient that Spiritual Care and Social Services are available.

Learner Not documented in this visit.  
Progress:

**Topic: Prevention (MCB) (Resolved)**

**Point: When to Call the Doctor (Resolved)**

Description:  
Educate patient/family/caregiver on when to call the doctor.

Learner Not documented in this visit.  
Progress:

**Point: Protect Others from Infection (Resolved)**

Description:  
Educate patient/family/caregiver on respiratory hygiene and cough etiquette. To protect from further infection and to protect others from getting an infection, patient should cover nose and mouth with tissues when coughing. Encourage patient to place used tissues in a plastic bag that will not allow secretions to soak through. Patient should always wash his/her hands after using or handling used tissues.

Learner Not documented in this visit.  
Progress:

**Point: Protect Yourself from Further Infection (MCB) (Resolved)**

Description:  
Educate patient/family/caregiver that because patient is in a weakened condition he/she needs to avoid others who are sick as to not acquire another illness. Family/caregiver should wear gloves, gown and face shield/eye protection.

Patient Friendly Description:  
Information on Flu.  
Information on Pneumonia and Pneumococcal Vaccination.  
Learner Not documented in this visit.  
Progress:

**Point: Demonstrate Handwashing (MCB) (Resolved)**

Description:  
Educate patient/family/caregiver on how to perform proper hand hygiene. Explain that hand washing is the single most important step in preventing the spread of germs. Have the patient/family/caregiver demonstrate proper hand washing technique using soap, water, friction, clean nails under running water, and dry hands on clean towel without touching dirty surfaces.

Patient Friendly Description:  
This will explain the importance of washing and cleansing your hands to prevent infection.  
Learner Not documented in this visit.  
Progress:

**Topic: Self Care (MCB) (Resolved)**

**Point: General Self Care (Resolved)**

Description:  
Instruct patient on self care needs. These may include: hygiene, how to take a blood pressure, how to change a dressing, etc.

Learner Not documented in this visit.  
Progress:

**Point: Demonstrate Handwashing (MCB) (Resolved)**



**Patient Education (continued)**

**Education (continued)**

Description:

Educate patient/family/caregiver on how to perform proper hand hygiene. Explain that hand washing is the single most important step in preventing the spread of germs. Have the patient/family/caregiver demonstrate proper hand washing technique using soap, water, friction, clean nails under running water, and dry hands on clean towel without touching dirty surfaces.

Patient Friendly Description:

This will explain the importance of washing and cleansing your hands to prevent infection.

Learner Not documented in this visit.

Progress:

**Topic: Pain Management (Resolved)**

**Point: Pain Medication Actions & Side Effects (Resolved)**

Description:

Provide medication specific handouts when available.

Learner Not documented in this visit.

Progress:

**Point: Discuss Significance of VAS Scores (Resolved)**

Description:

Refer to rating score of 0-10.

Learner Not documented in this visit.

Progress:

**Point: Discuss the Use of Pain Control Measures Before Pain Becomes Severe (MCB) (Resolved)**

Description:

Take time to reiterate to patient that he/she should always let staff know if he/she is having difficulty breathing, pain or any discomfort at any time before pain becomes severe.

Patient Friendly Description:

Please inform staff that if you are having any difficulty breathing, pain or any discomfort at any time before the pain gets severe.

Please read over the items and let anyone on your Care Team know there are any questions about the material by marking below that "I HAVE QUESTIONS".

If once you have received the items and understand the material you can mark this as "I understand".

Learner Not documented in this visit.

Progress:

**Point: Non-Pharmacological Comfort Measures (Resolved)**

Description:

Explain there are other ways of controlling pain than medication. The following are suggestions: position change, aromatherapy, deep slow breathing, distraction, quiet environment, imagery, heat therapy and/or cold therapy, laughter, massage, music, physical therapy, and touch therapy.

Learner Not documented in this visit.

Progress:

**Point: Patient Controlled Analgesia (Resolved)**

Description:

Give the patient written information on Patient Controlled Analgesia. Explain how the pump works. Demonstrate pushing the button to give pain medicine to the patient. Caution the patient and other family/visitors that only the patient should press the PCA button for pain relief to decrease the chance of getting too much pain medicine.

Learner Not documented in this visit.

Progress:

**Point: Epidural Information (Resolved)**

Description:

Give the patient written information on Epidural Analgesia. Explain why an epidural is used, how the epidural is placed and how the medication is given. If the epidural is PCA, demonstrate pushing the button to give pain medicine to the patient. Caution the patient and other family/visitors that only the patient should press the button for pain relief to decrease the chance of getting too much pain medicine.



**Patient Education (continued)**

**Education (continued)**

Learner Not documented in this visit.  
Progress:

**Topic: Signs and Symptoms - Acute MI (Resolved)**

**Point: Recognizing a Heart Attack (MCB) (Resolved)**

Description:  
Be sure patient reviews video on Coronary Artery Disease

Patient Friendly Description:  
Please watch the video and/or read over the documented material and let anyone on your Care Team know if there are any questions by marking below.

If after watching the video and/or reading the material you have questions, please mark below I have question to let the staff know you have additional questions about a topic and they will be in to discuss your questions.

This will inform you of what to expect if you are diagnosed with a Heart Attack.

Learner Not documented in this visit.  
Progress:

**Point: Risk Factors (Resolved)**

Description:  
Educate the patient/family/caregiver on coronary risk factors. Explain the controllable and non-controllable risk factors to Coronary Artery Disease. Review how to control coronary artery disease by altering the controllable risk factors. Some examples include: controlling blood pressure, reducing fat and cholesterol in the diet, stopping smoking, exercising regularly, maintaining ideal body weight, dealing with stress in an appropriate manner, drinking alcohol and coffee in moderation and controlling blood sugar levels (if applicable).

Learner Not documented in this visit.  
Progress:

**Topic: Acute MI (MCB) (Resolved)**

**Point: Emergency Plan for Heart Attack Symptoms (Resolved)**

Description:  
Educate the patient/family/caregiver on how to get help immediately if heart attack symptoms occur. The patient should call 911 or the Emergency Medical Service number. Reinforce that the patient should not delay in obtaining help.

Learner Not documented in this visit.  
Progress:

**Point: Home Activity (Resolved)**

Description:  
Educate the patient/family/caregiver on home activity guidelines that apply after having had a recent heart attack. Do things in moderation, rest about 30 minutes after eating, pace activities, allow for 7-8 hours of sleep at night, start with short walks 3-5 times a day. Consult with Cardiac Rehab staff, if applicable.

Learner Not documented in this visit.  
Progress:

**Point: Limitations to Activity (Resolved)**

Description:  
Educate the patient/family/caregiver regarding the following limitations to activity for 4-6 weeks after discharge. No lifting over 10 pounds (weight of a milk jug), no pushing or pulling motions with the arms (sweeping, vacuuming or raking), no driving (may be changed after talking to the doctor), no bathing in very hot or very cold water.

Learner Not documented in this visit.  
Progress:

**Point: Sexual Activity (Resolved)**

Description:  
Educate the patient/family/caregiver on the following: Wait 4 weeks before resuming sexual activity. If the patient can climb 2 flights of steps, he/she can assume it is ok to resume sexual activity. Choose a comfortable position. Wait at least 1 hour after a meal. If sex brings on angina, stop and rest. Discuss chest pain during sex with the physician. Some medications can affect sexual desire. If this is the case, talk with the physician.

Learner Not documented in this visit.  
Progress:



**Patient Education (continued)**

**Education (continued)**

**Point: Influenza Vaccine (Resolved)**

Description:  
Educate the patient/family/caregiver on obtaining a yearly influenza vaccine.

Learner Not documented in this visit.  
Progress:

**Point: Smoking Cessation (Resolved)**

Description:  
Educate the patient/family/caregiver on smoking cessation and smoking cessation programs offered in the community. Explain effects smoking and second hand smoke have on the body. Encourage the patient to ask people that smoke around him/her to smoke outside or in another room. Refer patient to Cardiopulmonary Rehabilitation, if applicable.

Learner Not documented in this visit.  
Progress:

**Title: WS Cardiac Rehab (Resolved)**

**Topic: PCI (Resolved)**

**Point: Books/Educational Material (Resolved)**

Description:  
Current standardized written information provided specific to diagnosis, recovery, disease progression and prevention.

Learner Not documented in this visit.  
Progress:

**Point: Exercise (Resolved)**

Description:  
Information regarding the benefits of exercise provided. Exercise guidelines provided for initial recovery from acute heart event and long term goals of exercise.

Learner Not documented in this visit.  
Progress:

**Point: Medications (Resolved)**

Description:  
Medication compliance encouraged. Organization tools discussed and medication information and resources provided.

Learner Not documented in this visit.  
Progress:

**Point: Risk Factors (Resolved)**

Description:  
Written and verbal information provided on modifiable and non-modifiable factors associated with increased risk of heart disease and stroke.

Learner Not documented in this visit.  
Progress:

**Point: Activity guidelines (Resolved)**

Description:  
Appropriate activity and/or limitations for diagnosis specific recovery provided.

Learner Not documented in this visit.  
Progress:

**Point: Signs/symptoms/activate EMS (Resolved)**

Description:  
Information provided on the signs and symptoms which commonly occur with a heart attack or stroke. Emphasis placed on appropriate activation of EMS with recognition of signs and symptoms.





**Patient Education (continued)**

**Education (continued)**

Learner Not documented in this visit.  
 Progress:

**Point: Cardiac Rehab participation/location options (Resolved)**

Description:  
 Cardiac rehabilitation benefits highlighted and participation encouraged.

Learner Not documented in this visit.  
 Progress:

**Point: Cardiac Diet/low fat/low sodium (Resolved)**

Description:  
 American Heart Association guidelines provided for a reduced fat and reduced sodium diet.

Learner Not documented in this visit.  
 Progress:

**Point: Endocarditis education/card (Resolved)**

Description:  
 Written and verbal instruction provided on endocarditis prevention. Temporary Valve card provided.

Learner Not documented in this visit.  
 Progress:

**Point: Outpatient education classes/Heart Smart/Device Advice/Heart of the Matter (Resolved)**

Description:  
 Description and registration details of outpatient education classes provided. Participation encouraged.

Learner Not documented in this visit.  
 Progress:

**Title: Cardiac Surgery (Resolved)**

**Topic: PCI (Resolved)**

**Additional Points For This Title**

**Point: ACTIVITY (Resolved)**

Learner Not documented in this visit.  
 Progress:

**Point: SIGNS AND SYMPTOMS/ACTIVATE EMS (Resolved)**

Learner Not documented in this visit.  
 Progress:

**Point: BOOKS/EDUCATION MATERIAL (Resolved)**

Learner Not documented in this visit.  
 Progress:

**Point: CARDIAC REHAB (Resolved)**

Learner Not documented in this visit.  
 Progress:

**Point: DIET (Resolved)**

Learner Not documented in this visit.  
 Progress:

**Point: EXERCISE (Resolved)**

Learner Not documented in this visit.  
 Progress:



**Patient Education (continued)**

**Education (continued)**

**Point: Medications (Resolved)**

Learner Not documented in this visit.  
 Progress:

**Point: POST OP CARE (Resolved)**

Learner Not documented in this visit.  
 Progress:

**Point: RISK FACTORS (Resolved)**

Learner Not documented in this visit.  
 Progress:

**Title: First-Dose Education (Resolved)**

**Points For This Title**

**Point: morphine sulfate (Resolved)**

Description:  
 Instruct learners on name and purpose of medications and possible side effects. If appropriate, include food/drug interactions, reporting of efficacy, and symptoms to report.

Learner Not documented in this visit.  
 Progress:

**Point: aspirin (Resolved)**

Description:  
 Instruct learners on name and purpose of medications and possible side effects. If appropriate, include food/drug interactions, reporting of efficacy, and symptoms to report.

Learner Not documented in this visit.  
 Progress:

**Point: atropine sulfate (Resolved)**

Description:  
 Instruct learners on name and purpose of medications and possible side effects. If appropriate, include food/drug interactions, reporting of efficacy, and symptoms to report.

Learner Not documented in this visit.  
 Progress:

**Point: 0.9 % sodium chloride (Resolved)**

Description:  
 Instruct learners on name and purpose of medications and possible side effects. If appropriate, include food/drug interactions, reporting of efficacy, and symptoms to report.

Learner Not documented in this visit.  
 Progress:

**Title: General Patient Education (MCB) (Resolved)**

**Topic: Psycho/Social/Spiritual Support (Resolved)**

**Point: Coping Mechanisms (Resolved)**

Description:  
 Help patient identify healthy coping mechanisms. Refer to Social Service, Case Management, or Spiritual Care, if needed.

**Learning Progress Summary**

|         |   |
|---------|---|
| Patient | Acceptance, Explanation, Verbalized Understanding by NB at 11/1/2017 2015 |
|         | Acceptance, Explanation, Verbalized Understanding by KW at 11/1/2017 0708 |



WS Kennestone Hospital  
 677 Church Street  
 Marietta GA 30060-1101  
 Inpatient Record

Maurice, Eugene George  
 MRN: 561253820, DOB: 1/2/1949, Sex: M  
 Adm: 11/1/2017, D/C: 11/2/2017

**Patient Education (continued)**

**Education (continued)**

**Point: Support Systems (Resolved)**

Description:  
 Help patient identify available support systems. Refer to Social Service, Case Management, or Spiritual Care, if needed.

**Learning Progress Summary**

|                |   |
|----------------|---|
| <b>Patient</b> | Acceptance, Explanation, Verbalized Understanding by NB at 11/1/2017 2015 |
|                | Acceptance, Explanation, Verbalized Understanding by KW at 11/1/2017 0708 |

**Point: Spiritual/Emotional Needs (Resolved)**

Description:  
 Offer resources to meet spiritual/emotional needs. Refer to Spiritual Care, if needed.

**Learning Progress Summary**

|                |   |
|----------------|---|
| <b>Patient</b> | Acceptance, Explanation, Verbalized Understanding by NB at 11/1/2017 2015 |
|                | Acceptance, Explanation, Verbalized Understanding by KW at 11/1/2017 0708 |

**Point: Stress Management and Support Systems (Resolved)**

Description:  
 Explain the importance of stress management and support systems in diabetes management. Refer to WellStar diabetes support groups, social services, case management or spiritual care, if needed.

**Learning Progress Summary**

|                |   |
|----------------|---|
| <b>Patient</b> | Acceptance, Explanation, Verbalized Understanding by NB at 11/1/2017 2015 |
|----------------|---|

**Point: Anxiety Reduction (Resolved)**

Description:  
 Explain the definition of anxiety, signs and symptoms, and examples of ways to reduce anxiety. Inform patient that Spiritual Care and Social Services are available.

**Learning Progress Summary**

|                |   |
|----------------|---|
| <b>Patient</b> | Acceptance, Explanation, Verbalized Understanding by NB at 11/1/2017 2015 |
|                | Acceptance, Explanation, Verbalized Understanding by KW at 11/1/2017 0708 |

**Topic: Pain Management (MCB) (Resolved)**

**Point: Encourage Patient to Monitor Own Pain (Resolved)**

Description:  
 Provide patient with information on the Pain Rating Scale. Explain the rating scale of 0 to 10.

**Learning Progress Summary**

|                |   |
|----------------|---|
| <b>Patient</b> | Acceptance, Explanation, Verbalized Understanding by NB at 11/1/2017 2015 |
|                | Acceptance, Explanation, Verbalized Understanding by KW at 11/1/2017 0708 |

**Point: Discuss Significance of VAS Scores (Resolved)**

Description:  
 Refer to rating score of 0-10.

**Learning Progress Summary**

|                |   |
|----------------|---|
| <b>Patient</b> | Acceptance, Explanation, Verbalized Understanding by NB at 11/1/2017 2015 |
|                | Acceptance, Explanation, Verbalized Understanding by KW at 11/1/2017 0708 |

**Point: Discuss the Use of Pain Control Measures Before Pain Becomes Severe (MCB) (Resolved)**



**Patient Education (continued)**

**Education (continued)**

Description:

Take time to reiterate to patient that he/she should always let staff know if he/she is having difficulty breathing, pain or any discomfort at any time before pain becomes severe.

Patient Friendly Description:

Please inform staff that if you are having any difficulty breathing, pain or any discomfort at any time before the pain gets severe.

Please read over the items and let anyone on your Care Team know there are any questions about the material by marking below that "I HAVE QUESTIONS".

If once you have received the items and understand the material you can mark this as "I understand".

**Learning Progress Summary**

|                |   |
|----------------|---|
| <b>Patient</b> | Acceptance, Explanation, Verbalized Understanding by NB at 11/1/2017 2015 |
|                | Acceptance, Explanation, Verbalized Understanding by KW at 11/1/2017 0708 |

**Topic: Prevention (MCB) (Resolved)**

**Point: When to Call the Doctor (Resolved)**

Description:

Educate patient/family/caregiver on when to call the doctor.

**Learning Progress Summary**

|                |   |
|----------------|---|
| <b>Patient</b> | Acceptance, Explanation, Verbalized Understanding by KW at 11/1/2017 0708 |
|----------------|---|

**Point: Protect Others from Infection (Resolved)**

Description:

Educate patient/family/caregiver on respiratory hygiene and cough etiquette. To protect from further infection and to protect others from getting an infection, patient should cover nose and mouth with tissues when coughing. Encourage patient to place used tissues in a plastic bag that will not allow secretions to soak through. Patient should always wash his/her hands after using or handling used tissues.

**Learning Progress Summary**

|                |   |
|----------------|---|
| <b>Patient</b> | Acceptance, Explanation, Verbalized Understanding by KW at 11/1/2017 0708 |
|----------------|---|

**Point: Protect Yourself from Further Infection (MCB) (Resolved)**

Description:

Educate patient/family/caregiver that because patient is in a weakened condition he/she needs to avoid others who are sick as to not acquire another illness. Family/caregiver should wear gloves, gown and face shield/eye protection.

Patient Friendly Description:

Information on Flu.

Information on Pneumonia and Pneumococcal Vaccination.

**Learning Progress Summary**

|                |   |
|----------------|---|
| <b>Patient</b> | Acceptance, Explanation, Verbalized Understanding by KW at 11/1/2017 0708 |
|----------------|---|

**Point: Falls education, precautions, prevention at home and in the hospital (MCB) (Resolved)**

Description:

Patient was given information on preventing falls both while in the hospital and when they are at home.

Patient Friendly Description:

Things to help you prevent falls while you are in the hospital and when you are home.

**Learning Progress Summary**

|                |   |
|----------------|---|
| <b>Patient</b> | Acceptance, Explanation, Verbalized Understanding by KW at 11/1/2017 0708 |
|----------------|---|

**Point: Prevention Deep Vein Thrombosis after surgery (MCB) (Resolved)**

Description:

Educate patient/family/caregiver to prevent DVT and PE after Surgery





**Patient Education (continued)**

**Education (continued)**

Patient Friendly Description:

In the days and weeks after surgery, you have a higher chance of developing a deep vein thrombosis (DVT). This is a condition in which a blood clot or thrombus develops in a deep vein. They are most common in the leg. But, a DVT may develop in an arm, or another deep vein in the body. A piece of the clot, called an embolus, can separate from the vein and travel to the lungs. A blood clot in the lungs is called a pulmonary embolus (PE). This can cut off the flow of blood to the lungs. It is a medical emergency and may cause death.  
Learner Not documented in this visit.  
Progress:

**Point: Demonstrate Handwashing (MCB) (Resolved)**

Description:

Educate patient/family/caregiver on how to perform proper hand hygiene. Explain that hand washing is the single most important step in preventing the spread of germs. Have the patient/family/caregiver demonstrate proper hand washing technique using soap, water, friction, clean nails under running water, and dry hands on clean towel without touching dirty surfaces.

Patient Friendly Description:

This will explain the importance of washing and cleansing your hands to prevent infection.

**Learning Progress Summary**

|                |   |
|----------------|---|
| <b>Patient</b> | Acceptance, Explanation, Verbalized Understanding by KW at 11/1/2017 0708 |
|----------------|---|

**Topic: Self Care (MCB) (Resolved)**

**Point: General Self Care (Resolved)**

Description:

Instruct patient on self care needs. These may include: hygiene, how to take a blood pressure, how to change a dressing, etc.

**Learning Progress Summary**

|                |  |
|----------------|--|
| <b>Patient</b> | Acceptance, Explanation, Verbalized Understanding by NB at 11/1/2017 2015<br>Acceptance, Explanation, Verbalized Understanding by KW at 11/1/2017 0708 |
|----------------|--|

**Point: Demonstrate Handwashing (MCB) (Resolved)**

Description:

Educate patient/family/caregiver on how to perform proper hand hygiene. Explain that hand washing is the single most important step in preventing the spread of germs. Have the patient/family/caregiver demonstrate proper hand washing technique using soap, water, friction, clean nails under running water, and dry hands on clean towel without touching dirty surfaces.

Patient Friendly Description:

This will explain the importance of washing and cleansing your hands to prevent infection.

**Learning Progress Summary**

|                |  |
|----------------|--|
| <b>Patient</b> | Acceptance, Explanation, Verbalized Understanding by NB at 11/1/2017 2015<br>Acceptance, Explanation, Verbalized Understanding by KW at 11/1/2017 0708 |
|----------------|--|

**Topic: Medications (MCB) (Resolved)**

**Point: Anticoagulant Therapy (Resolved)**

Description:

- 1-Educate patient/family/caregiver on anticoagulant being prescribed and provide educational materials.
- 2-Explain action of medication, reason for taking, and importance of adherence to correct medication dose and schedule.
- 3-Explain potential for adverse drug reactions, signs of allergic reaction, potential for drug-drug and drug-food interactions, and when physician should be called.
- 4-Reinforce that the medication should be taken exactly as the physician has prescribed.
- 5-Explain importance of maintaining follow-up appointments and adhering to laboratory testing as prescribed by physician.
- 6-Explain that the dose of the anticoagulant being prescribed may change depending on the results of the laboratory testing.

Learner Not documented in this visit.  
Progress:

**Point: Insulin (MCB) (Resolved)**



---

**Patient Education (continued)**

---

**Education (continued)**

---

Description:

Educate patient/family/caregiver on the insulin prescribed. Explain how insulin works in the body. Explain the action of insulin, reason for taking, side effects, signs of allergic reaction and when physician should be called. Reinforce that insulin should be taken exactly as the physician has prescribed. Explain the proper storage of insulin, that extreme temperatures can damage insulin and never take insulin that has expired. Explain that the patient's primary care physician may change the dosage depending on the results of blood glucose tests and/or A1C level.

Patient Friendly Description:

This will inform you of why you are prescribed insulin if you have Diabetes Type II.

Learner Not documented in this visit.

Progress:

---

**Point: Hypoglycemic Agents (Resolved)**

---

Description:

Educate patient/family/caregiver on the oral and/or injectable hypoglycemic(s) prescribed. Explain the action of medication, reason for taking, side effects, signs of allergic reaction, as well as when the physician should be called. Reinforce that this medication(s) should be taken exactly as the physician has prescribed.

Learner Not documented in this visit.

Progress:

---

**Point: Non-Steroidal Anti-Inflammatory Drugs (Resolved)**

---

Description:

Educate patient/family/caregiver on the NSAID prescribed and provide educational materials. Explain the action of medication, reason for taking, side effects, signs of allergic reaction, and when the physician should be called. Reinforce that this medication should be taken exactly as the physician has prescribed.

Learner Not documented in this visit.

Progress:

---

**Point: Psychotropic Medications (Resolved)**

---

Description:

Educate patient/family/caregiver on the Psychotropic medication prescribed. Explain the action of medication, reason for taking, side effects, signs of allergic reaction, and when the physician should be called. Reinforce that this medication should be taken exactly as the physician has prescribed.

Learner Not documented in this visit.

Progress:

---

**Point: ACE Inhibitors (Resolved)**

---

Description:

Educate patient/family/caregiver on the ACE Inhibitor prescribed and provide educational materials. Explain the action of medication, reason for taking, side effects, signs of allergic reaction, and when the physician should be called. Reinforce that this medication should be taken exactly as the physician has prescribed.

Learner Not documented in this visit.

Progress:

---

**Point: Angiotensin II Receptor Blockers (Resolved)**

---

Description:

Educate patient/family/caregiver on the Angiotensin II Receptor Blockers prescribed and provide educational materials. Explain the action of medication, reason for taking, side effects, signs of allergic reaction, and when the physician should be called. Reinforce that this medication should be taken exactly as the physician has prescribed.

Learner Not documented in this visit.

Progress:

---

**Point: Beta Blockers (Resolved)**

---

Description:

Educate patient/family/caregiver on the Beta Blocker prescribed and provide educational materials. Explain the action of medication, reason for taking, side effects, signs of allergic reaction, and when the physician should be called. Reinforce that this medication should be taken exactly as the physician has prescribed.

Learner Not documented in this visit.

Progress:

---

**Point: Digoxin (Resolved)**

---



WS Kennestone Hospital  
 677 Church Street  
 Marietta GA 30060-1101  
 Inpatient Record

Maurice, Eugene George  
 MRN: 561253820, DOB: 1/2/1949, Sex: M  
 Adm: 11/1/2017, D/C: 11/2/2017

**Patient Education (continued)**

**Education (continued)**

Description:

Educate patient/family/caregiver on Digoxin and provide educational materials. Explain the action of medication, reason for taking, side effects, signs of allergic reaction, and when the physician should be called. Reinforce that this medication should be taken exactly as the physician has prescribed. The physician will order a blood test to monitor the concentration of the drug in the patient's blood. The dose of this medication may be changed according to the results of this test.

Learner Not documented in this visit.  
 Progress:

**Point: Diuretics (Resolved)**

Description:

Educate patient/family/caregiver on the Diuretic prescribed and provide educational materials. Explain the action of medication, reason for taking, side effects, signs of allergic reaction, and when the physician should be called. Reinforce that this medication should be taken exactly as the physician has prescribed.

Learner Not documented in this visit.  
 Progress:

**Point: Inotropes (Resolved)**

Description:

Educate patient/family/caregiver on the Inotropes prescribed and provide educational materials. Explain the action of medication, reason for taking, side effects, signs of allergic reaction, and when the physician should be called. Reinforce that this medication should be taken exactly as the physician has prescribed.

Learner Not documented in this visit.  
 Progress:

**Point: Vasodilators (Resolved)**

Description:

Educate patient/family/caregiver on the Vasodilator prescribed and provide educational materials. Explain the action of medication, reason for taking, side effects, signs of allergic reaction, and when the physician should be called. Reinforce that this medication should be taken exactly as the physician has prescribed.

Learner Not documented in this visit.  
 Progress:

**Point: Antibiotics (Resolved)**

Description:

Educate patient/family/caregiver on the Antibiotics prescribed. Explain how antibiotics works in the body. Explain the action of medication, reason for taking, side effects, signs of allergic reaction, and when the physician should be called. Reinforce that this medication should be taken exactly as the physician has prescribed.

Learner Not documented in this visit.  
 Progress:

**Point: Medication purpose, side effects, schedule, administration (MCB) (Resolved)**

Description:

Discussed purpose and possible side effects of medication.

Learner Not documented in this visit.  
 Progress:

**User Key**

| Initials | Effective Dates | Name                | Provider Type    | Discipline |
|----------|-----------------|---------------------|------------------|------------|
| KW       | 02/03/17 -      | Karen M Wilson, RN  | Registered Nurse | Nurse      |
| NB       | 02/03/17 -      | Nakeisa L Brown, RN | Registered Nurse | Nurse      |

**All Flowsheets**



WS Kennestone Hospital  
677 Church Street  
Marietta GA 30060-1101  
Inpatient Record

Maurice, Eugene George  
MRN: 561253820, DOB: 1/2/1949, Sex: M  
Adm: 11/1/2017, D/C: 11/2/2017

**Flowsheets (all recorded)**

**CARE PLAN MINI-FLOWSHEET DATA**

| Row Name  | 11/01/17 0709 |
|---|---------------|
| <b>Values/Beliefs</b>   |               |
| Cultural Preferences Affecting Hospitalization                            | No -KW        |
| Spiritual Preferences Affecting Hospitalization                           | No -KW        |
| <b>Discharge Info</b>   |               |
| Is there anything else we need to know to provide the best care possible? | no -KW        |





WS Kennestone Hospital  
 677 Church Street  
 Marietta GA 30060-1101  
 Inpatient Record

Maurice, Eugene George  
 MRN: 561253820, DOB: 1/2/1949, Sex: M  
 Adm: 11/1/2017, D/C: 11/2/2017

**Flowsheets (all recorded)**

**Custom Formula Data**

| Row Name                         | 11/02/17 07:25:45        | 11/02/17 03:53:02    | 11/01/17 22:12:48        | 11/01/17 19:49:06        | 11/01/17 1845            |
|----------------------------------|--------------------------|----------------------|--------------------------|--------------------------|--------------------------|
| <b>Vitals</b>                    |                          |                      |                          |                          |                          |
| Pct Wt Change                    | —                        | 0 % -TA              | —                        | —                        | 0 % -AG                  |
| <b>OTHER</b>                     |                          |                      |                          |                          |                          |
| Weight Change (kg)               | —                        | 0 kg -TA             | —                        | —                        | 0 kg -AG                 |
| Visit Weight                     | —                        | 214 lb -TA           | —                        | —                        | 215 lb -AG               |
| Weight/Scale Event               | —                        | 0 -TA                | —                        | —                        | 0 -AG                    |
| % Weight Change Since Birth      | —                        | 0 -TA                | —                        | —                        | 0 -AG                    |
| <b>Relevant Labs and Vitals</b>  |                          |                      |                          |                          |                          |
| Temp (in Celsius)                | 36.6 -RG                 | 36.6 -TA             | 36.9 -TA                 | 36.8 -TA                 | —                        |
| <b>Row Name</b>                  | <b>11/01/17 18:11:44</b> | <b>11/01/17 1248</b> | <b>11/01/17 12:45:07</b> | <b>11/01/17 12:11:09</b> | <b>11/01/17 08:32:47</b> |
| <b>Relevant Labs and Vitals</b>  |                          |                      |                          |                          |                          |
| Temp (in Celsius)                | 36.7 -AG                 | —                    | 36.7 -AG                 | —                        | —                        |
| <b>Aldrete Phase 1</b>           |                          |                      |                          |                          |                          |
| Aldrete Score                    | —                        | —                    | —                        | 10 -KT                   | 10 -CC                   |
| <b>VTE Risk Factor: Totals</b>   |                          |                      |                          |                          |                          |
| General Info Subtotal            | —                        | 0 -JG                | —                        | —                        | —                        |
| <b>Total Risk Factor Score</b>   |                          |                      |                          |                          |                          |
| VTE Low Risk Attribute           | —                        | No -JG               | —                        | —                        | —                        |
| <b>Row Name</b>                  | <b>11/01/17 0718</b>     | <b>11/01/17 0657</b> |                          |                          |                          |
| <b>Vitals</b>                    |                          |                      |                          |                          |                          |
| Pct Wt Change                    | —                        | 0 % -KW              |                          |                          |                          |
| <b>OTHER</b>                     |                          |                      |                          |                          |                          |
| Weight Change (kg)               | —                        | 0 kg -KW             |                          |                          |                          |
| Ideal Body Weight                | —                        | 160 lb -KW           |                          |                          |                          |
| Visit Weight                     | —                        | 211 lb -KW           |                          |                          |                          |
| BMI (Calculated)                 | —                        | 33 -KW               |                          |                          |                          |
| IBW/kg (Calculated) Male         | —                        | 66.1 kg -KW          |                          |                          |                          |
| IBW/kg (Calculated) FEMALE       | —                        | 61.6 kg -KW          |                          |                          |                          |
| Weight/Scale Event               | —                        | 0 -KW                |                          |                          |                          |
| Weight in (lb) to have BMI = 25  | —                        | 159.3 -KW            |                          |                          |                          |
| % Weight Change Since Birth      | —                        | 0 -KW                |                          |                          |                          |
| <b>Adult IBW/VT Calculations</b> |                          |                      |                          |                          |                          |
| IBW/kg (Calculated)              | —                        | 66.1 -KW             |                          |                          |                          |
| Range Vt 4mL/kg                  | —                        | 264.4 mL/kg -KW      |                          |                          |                          |
| Low Range Vt 6mL/kg              | —                        | 396.6 mL/kg -KW      |                          |                          |                          |
| Adult Moderate Range Vt 8mL/kg   | —                        | 528.8 mL/kg -KW      |                          |                          |                          |
| Adult High Range Vt 10mL/kg      | —                        | 661 mL/kg -KW        |                          |                          |                          |
| <b>Case Log</b>                  |                          |                      |                          |                          |                          |
| BSA x (CI @3.0)= CO              | —                        | 6.36 CO -KW          |                          |                          |                          |
| <b>Relevant Labs and Vitals</b>  |                          |                      |                          |                          |                          |
| Temp (in Celsius)                | 36.6 -KW                 | —                    |                          |                          |                          |



WS Kennestone Hospital  
677 Church Street  
Marietta GA 30060-1101  
Inpatient Record

Maurice, Eugene George  
MRN: 561253820, DOB: 1/2/1949, Sex: M  
Adm: 11/1/2017, D/C: 11/2/2017

---

**Flowsheets (all recorded)**

**Risk for Readmission**

---

| Row Name             | 11/02/17 1313 |
|----------------------|---------------|
| OTHER                |               |
| Risk for Readmission | 8 -DH         |

---



WS Kennestone Hospital  
677 Church Street  
Marietta GA 30060-1101  
Inpatient Record

Maurice, Eugene George  
MRN: 561253820, DOB: 1/2/1949, Sex: M  
Adm: 11/1/2017, D/C: 11/2/2017

**Flowsheets (all recorded)**

**Travel Information**

| Row Name   | 11/01/17 0654 |
|--|---------------|
| RETIRED - Travel outside the U.S.  |               |
| RETIRED - Has the patient or a household member traveled outside the U.S. in the past 21 days? | No -KW        |



WS Kennestone Hospital  
677 Church Street  
Marietta GA 30060-1101  
Inpatient Record

Maurice, Eugene George  
MRN: 561253820, DOB: 1/2/1949, Sex: M  
Adm: 11/1/2017, D/C: 11/2/2017

**Flowsheets (all recorded)**

**Aldrete Score**

| Row Name            | 11/01/17 12:11:09 | 11/01/17 08:32:47 |
|---------------------|-------------------|-------------------|
| Aldrete             |                   |                   |
| Activity            | 2 -KT             | 2 -CC             |
| Respiration         | 2 -KT             | 2 -CC             |
| Circulation         | 2 -KT             | 2 -CC             |
| Consciousness       | 2 -KT             | 2 -CC             |
| O2 Saturation       | 2 -KT             | 2 -CC             |
| Aldrete Score (PAR) | 10 -KT            | 10 -CC            |





Flowsheets (all recorded)

Vital Signs

| Row Name           | 11/02/17 11:32:20                   | 11/02/17 0900 | 11/02/17 07:25:45                   | 11/02/17 03:53:02                   | 11/02/17 03:16:07     |
|--------------------|-------------------------------------|---------------|-------------------------------------|-------------------------------------|-----------------------|
| Vital Signs        |                                     |               |                                     |                                     |                       |
| Temp               | 97.3 °F (36.3 °C) -DI (r)<br>RG (t) | —             | 97.8 °F (36.6 °C) -DI (r)<br>RG (t) | 97.9 °F (36.6 °C) -DI (r)<br>TA (t) | —                     |
| Temp src           | —                                   | —             | Oral -RG                            | Oral -TA                            | —                     |
| Pulse              | 61 -DI (r) RG (t)                   | —             | 67 -DI (r) RG (t)                   | —                                   | 68 -DI (r) NB (t)     |
| Heart Rate Source  | —                                   | —             | Monitor -RG                         | —                                   | —                     |
| Resp               | 16 -DI (r) RG (t)                   | —             | 18 -RG                              | 17 -DI (r) TA (t)                   | —                     |
| Respiration Source | —                                   | —             | visual -RG                          | —                                   | —                     |
| BP                 | 159/73 -DI (r) RG (t)               | —             | 139/71 -DI (r) RG (t)               | —                                   | 129/62 -DI (r) NB (t) |
| BP Location        | —                                   | —             | Right arm -RG                       | —                                   | —                     |
| BP Method          | —                                   | —             | Portable -RG                        | —                                   | —                     |
| Patient Position   | —                                   | —             | Supine -RG                          | —                                   | —                     |

Oxygen Therapy

|           |                     |                     |                     |   |                     |
|-----------|---------------------|---------------------|---------------------|---|---------------------|
| SpO2      | 97 % -DI (r) RG (t) | —                   | 95 % -DI (r) RG (t) | — | 94 % -DI (r) NB (t) |
| O2 Device | —                   | None (Room air) -JG | None (Room air) -RG | — | —                   |

Numeric Pain Intensity Scale

|                                |       |   |   |   |   |
|--------------------------------|-------|---|---|---|---|
| Numeric Pain Intensity Score 1 | 0 -JG | — | — | — | — |
|--------------------------------|-------|---|---|---|---|

Height and Weight

|               |   |   |   |                                |   |
|---------------|---|---|---|--------------------------------|---|
| Weight        | — | — | — | 97.1 kg (214 lb 1.1 oz)<br>-TA | — |
| Weight Method | — | — | — | Actual -TA                     | — |

| Row Name | 11/01/17 22:12:48 | 11/01/17 19:49:06 | 11/01/17 1930 | 11/01/17 1845 | 11/01/17 18:17:07 |
|----------|-------------------|-------------------|---------------|---------------|-------------------|
|----------|-------------------|-------------------|---------------|---------------|-------------------|

Vital Signs

|                    |                                     |                                     |   |   |                       |
|--------------------|-------------------------------------|-------------------------------------|---|---|-----------------------|
| Temp               | 98.5 °F (36.9 °C) -DI (r)<br>TA (t) | 98.2 °F (36.8 °C) -DI (r)<br>TA (t) | — | — | —                     |
| Temp src           | Oral -TA                            | Oral -TA                            | — | — | —                     |
| Pulse              | 69 -DI (r) TA (t)                   | 65 -DI (r) TA (t)                   | — | — | 72 -DI (r) AG (t)     |
| Heart Rate Source  | Monitor -TA                         | Monitor -TA                         | — | — | —                     |
| Resp               | 17 -DI (r) TA (t)                   | 17 -DI (r) TA (t)                   | — | — | —                     |
| Respiration Source | visual -TA                          | visual -TA                          | — | — | —                     |
| BP                 | 122/62 -DI (r) TA (t)               | 110/63 -DI (r) TA (t)               | — | — | 146/70 -DI (r) AG (t) |
| BP Location        | Right arm -TA                       | Right arm -TA                       | — | — | Right arm -AG         |
| BP Method          | Portable -TA                        | Portable -TA                        | — | — | Portable -AG          |
| Patient Position   | Supine -TA                          | Supine -TA                          | — | — | Standing -AG          |

Oxygen Therapy

|           |                     |                     |   |   |                     |
|-----------|---------------------|---------------------|---|---|---------------------|
| SpO2      | 93 % -DI (r) TA (t) | 94 % -DI (r) TA (t) | — | — | —                   |
| O2 Device | None (Room air) -TA | None (Room air) -TA | — | — | None (Room air) -AG |

Pain Assessment

|                              |   |   |                    |   |   |
|------------------------------|---|---|--------------------|---|---|
| Currently in Pain            | — | — | No -NB             | — | — |
| Which Pain Assessment Tool ? | — | — | Numeric (0-10) -NB | — | — |

Numeric Pain Intensity Scale

|                                |   |   |       |   |   |
|--------------------------------|---|---|-------|---|---|
| Numeric Pain Intensity Score 1 | — | — | 0 -NB | — | — |
|--------------------------------|---|---|-------|---|---|

Height and Weight

|               |   |   |   |                                 |   |
|---------------|---|---|---|---------------------------------|---|
| Weight        | — | — | — | 97.4 kg (214 lb 11.2 oz)<br>-AG | — |
| Weight Method | — | — | — | Actual -AG                      | — |

| Row Name | 11/01/17 18:15:27 | 11/01/17 18:11:44 | 11/01/17 12:45:07 | 11/01/17 1241 | 11/01/17 08:32:31 |
|----------|-------------------|-------------------|-------------------|---------------|-------------------|
|----------|-------------------|-------------------|-------------------|---------------|-------------------|

Vital Signs

|                    |                       |                                     |                                     |   |   |
|--------------------|-----------------------|-------------------------------------|-------------------------------------|---|---|
| Temp               | —                     | 98.1 °F (36.7 °C) -DI (r)<br>AG (t) | 98.1 °F (36.7 °C) -DI (r)<br>AG (t) | — | — |
| Temp src           | —                     | Oral -AG                            | Oral -AG                            | — | — |
| Pulse              | 74 -DI (r) AG (t)     | —                                   | 58 -DI (r) AG (t)                   | — | — |
| Heart Rate Source  | —                     | —                                   | Monitor -AG                         | — | — |
| Resp               | —                     | 20 -DI (r) AG (t)                   | 16 -DI (r) AG (t)                   | — | — |
| Respiration Source | —                     | visual -AG                          | visual -AG                          | — | — |
| BP                 | 161/77 -DI (r) AG (t) | 130/61 -DI (r) AG (t)               | 156/88 -DI (r) AG (t)               | — | — |
| BP Location        | Right arm -AG         | Right arm -AG                       | Right arm -AG                       | — | — |
| BP Method          | Portable -AG          | Portable -AG                        | Portable -AG                        | — | — |
| Patient Position   | Sitting -AG           | Supine -AG                          | Supine -AG                          | — | — |



WS Kennestone Hospital  
 677 Church Street  
 Marietta GA 30060-1101  
 Inpatient Record

Maurice, Eugene George  
 MRN: 561253820, DOB: 1/2/1949, Sex: M  
 Adm: 11/1/2017, D/C: 11/2/2017

**Flowsheets (all recorded) (continued)**

**Vital Signs (continued)**

| Row Name                       | 11/01/17 18:15:27   | 11/01/17 18:11:44   | 11/01/17 12:45:07   | 11/01/17 1241       | 11/01/17 08:32:31 |
|--------------------------------|---------------------|---------------------|---------------------|---------------------|-------------------|
| <b>Oxygen Therapy</b>          |                     |                     |                     |                     |                   |
| SpO2                           | —                   | —                   | 93 % -DI (r) AG (t) | —                   | —                 |
| O2 Device                      | None (Room air) -AG | None (Room air) -AG | None (Room air) -AG | None (Room air) -JG | Nasal cannula -CC |
| O2 Flow Rate (L/min)           | —                   | —                   | —                   | —                   | 3 L/min -CC       |
| <b>Pain Assessment History</b> |                     |                     |                     |                     |                   |
| Patient's Stated Pain Goal     | —                   | —                   | 4 -JG               | —                   | —                 |

| Row Name                            | 11/01/17 0718         | 11/01/17 0658 | 11/01/17 0657        |
|-------------------------------------|-----------------------|---------------|----------------------|
| <b>Vital Signs</b>                  |                       |               |                      |
| Temp                                | 97.8 °F (36.6 °C) -KW | —             | —                    |
| Temp src                            | Oral -KW              | —             | —                    |
| Pulse                               | 55 -KW                | —             | —                    |
| Heart Rate Source                   | Monitor -KW           | —             | —                    |
| Resp                                | 16 -KW                | —             | —                    |
| BP                                  | 117/58 -KW            | —             | —                    |
| <b>Oxygen Therapy</b>               |                       |               |                      |
| SpO2                                | 94 % -KW              | —             | —                    |
| <b>Numeric Pain Intensity Scale</b> |                       |               |                      |
| Numeric Pain Intensity Score 1      | —                     | 0 -KW         | —                    |
| <b>Height and Weight</b>            |                       |               |                      |
| Height                              | —                     | —             | 67" (1.702 m) -KW    |
| Weight                              | —                     | —             | 95.7 kg (211 lb) -KW |
| Weight Method                       | —                     | —             | Stated -KW           |
| BSA (Calculated - sq m)             | —                     | —             | 2.12 sq meters -KW   |
| BMI (Calculated)                    | —                     | —             | 33 -KW               |
| Weight in (lb) to have BMI = 25     | —                     | —             | 159.3 -KW            |



WS Kennestone Hospital  
677 Church Street  
Marietta GA 30060-1101  
Inpatient Record

Maurice, Eugene George  
MRN: 561253820, DOB: 1/2/1949, Sex: M  
Adm: 11/1/2017, D/C: 11/2/2017

**Flowsheets (all recorded)**

**Intake/Output**

| Row Name  | 11/02/17 11:32:20   | 11/02/17 0732 | 11/02/17 07:25:45 | 11/02/17 0617 | 11/02/17 0400 |
|---|---|---------------|-------------------|---------------|---------------|
| <b>Simple Vitals</b>  |   |               |                   |               |               |
| Pulse   | 61 -DI (r) RG (t)   | ---           | 67 -DI (r) RG (t) | ---           | ---           |
| Resp  | 16 -DI (r) RG (t)   | ---           | 18 -RG            | ---           | ---           |
| Numeric Pain Intensity Score 1                                    | 0 -JG   | ---           | ---               | ---           | ---           |
| <b>magnesium sulfate</b>  |   |               |                   |               |               |
| Latest MgSO4 serum level  | ---   | ---           | ---               | 1.8           | ---           |
| <b>Urine Output</b>   |   |               |                   |               |               |
| Urine   | ---   | 1450 mL -RG   | ---               | ---           | ---           |
| Foley Care/ Peri Care   | ---   | ---           | ---               | ---           | Completed -TA |
| <b>[REMOVED] External Urinary Catheter</b>                        |   |               |                   |               |               |
| External Urinary Catheter Properties                              | Placement Date: 11/01/17 -KW Placement Time: 0735 -KW Inserted by: patient -KW External Urinary Catheter Sizes: Small -KW Removal Date: 01/16/18 -MW Removal Time: 2219 -MW   |               |                   |               |               |
| <b>[REMOVED] Peripheral IV 11/01/17 20 G Left;Lateral Forearm</b> |   |               |                   |               |               |
| IV Properties   | Placement Date: 11/01/17 -KW Placement Time: 0700 -KW Present on arrival to hospital?: No -KW Type of Catheter: Straight -KW Size (Gauge): 20 G -KW Orientation: Left;Lateral -KW Location: Forearm -KW Site Prep: Chlorhexidine -KW Local Anesthetic: None -KW Inserted by: A. Nebel, RN -KW Insertion attempts: 1 -KW Successful IV Attempt?: Yes -KW Patient Tolerance: Tolerated well -KW Removal Date: 01/16/18 -MW Removal Time: 2219 -MW |               |                   |               |               |
| <b>[REMOVED] Peripheral IV 11/01/17 20 G Left Wrist</b>           |   |               |                   |               |               |
| IV Properties   | Placement Date: 11/01/17 -KW Placement Time: 0710 -KW Present on arrival to hospital?: No -KW Type of Catheter: Straight -KW Size (Gauge): 20 G -KW Orientation: Left -KW Location: Wrist -KW Site Prep: Chlorhexidine -KW Local Anesthetic: None -KW Inserted by: A. Nebel, RN -KW Insertion attempts: 2 -KW Successful IV Attempt?: Yes -KW Patient Tolerance: Tolerated well -KW Removal Date: 01/16/18 -MW Removal Time: 2220 -MW           |               |                   |               |               |

| Row Name  | 11/02/17 03:53:02   | 11/02/17 03:16:07 | 11/01/17 22:12:48 | 11/01/17 2000        | 11/01/17 19:49:06 |
|---|---|-------------------|-------------------|----------------------|-------------------|
| <b>Weights</b>  |   |                   |                   |                      |                   |
| Weight  | 97.1 kg (214 lb 1.1 oz) -TA   | ---               | ---               | ---                  | ---               |
| Weight Method   | Actual -TA  | ---               | ---               | ---                  | ---               |
| <b>Simple Vitals</b>  |   |                   |                   |                      |                   |
| Pulse   | ---   | 68 -DI (r) NB (t) | 69 -DI (r) TA (t) | ---                  | 65 -DI (r) TA (t) |
| Resp  | 17 -DI (r) TA (t)   | ---               | 17 -DI (r) TA (t) | ---                  | 17 -DI (r) TA (t) |
| <b>Urine Output</b>   |   |                   |                   |                      |                   |
| Urine   | 1400 mL -TA   | ---               | ---               | ---                  | ---               |
| <b>[REMOVED] External Urinary Catheter</b>                        |   |                   |                   |                      |                   |
| External Urinary Catheter Properties                              | Placement Date: 11/01/17 -KW Placement Time: 0735 -KW Inserted by: patient -KW External Urinary Catheter Sizes: Small -KW Removal Date: 01/16/18 -MW Removal Time: 2219 -MW   |                   |                   |                      |                   |
| <b>[REMOVED] Peripheral IV 11/01/17 20 G Left;Lateral Forearm</b> |   |                   |                   |                      |                   |
| IV Properties   | Placement Date: 11/01/17 -KW Placement Time: 0700 -KW Present on arrival to hospital?: No -KW Type of Catheter: Straight -KW Size (Gauge): 20 G -KW Orientation: Left;Lateral -KW Location: Forearm -KW Site Prep: Chlorhexidine -KW Local Anesthetic: None -KW Inserted by: A. Nebel, RN -KW Insertion attempts: 1 -KW Successful IV Attempt?: Yes -KW Patient Tolerance: Tolerated well -KW Removal Date: 01/16/18 -MW Removal Time: 2219 -MW |                   |                   |                      |                   |
| Site Assessment   | ---   | ---               | ---               | Asymptomatic -NB     | ---               |
| Phlebitis Scale   | ---   | ---               | ---               | 0 -NB                | ---               |
| Infiltration/Extravasation Scale                                  | ---   | ---               | ---               | 0 -NB                | ---               |
| Line Assessment   | ---   | ---               | ---               | Saline locked -NB    | ---               |
| Dressing Assessment   | ---   | ---               | ---               | Clean;Dry;Intact -NB | ---               |
| IV Interventions  | ---   | ---               | ---               | Flushed -NB          | ---               |
| <b>[REMOVED] Peripheral IV 11/01/17 20 G Left Wrist</b>           |   |                   |                   |                      |                   |
| IV Properties   | Placement Date: 11/01/17 -KW Placement Time: 0710 -KW Present on arrival to hospital?: No -KW Type of Catheter: Straight -KW Size (Gauge): 20 G -KW Orientation: Left -KW Location: Wrist -KW Site Prep: Chlorhexidine -KW Local Anesthetic: None -KW Inserted by: A. Nebel, RN -KW Insertion attempts: 2 -KW Successful IV Attempt?: Yes -KW Patient Tolerance: Tolerated well -KW Removal Date: 01/16/18 -MW Removal Time: 2220 -MW           |                   |                   |                      |                   |
| Site Assessment   | ---   | ---               | ---               | Asymptomatic -NB     | ---               |
| Phlebitis Scale   | ---   | ---               | ---               | 0 -NB                | ---               |
| Infiltration/Extravasation Scale                                  | ---   | ---               | ---               | 0 -NB                | ---               |
| Line Assessment   | ---   | ---               | ---               | Patent;Infusing -NB  | ---               |
| Dressing Assessment   | ---   | ---               | ---               | Clean;Dry;Intact -NB | ---               |
| IV Interventions  | ---   | ---               | ---               | Flushed -NB          | ---               |
| Row Name  | 11/01/17 1930   | 11/01/17 1845     | 11/01/17 1822     | 11/01/17 18:17:07    | 11/01/17 18:15:27 |



WS Kennestone Hospital  
677 Church Street  
Marietta GA 30060-1101  
Inpatient Record

Maurice, Eugene George  
MRN: 561253820, DOB: 1/2/1949, Sex: M  
Adm: 11/1/2017, D/C: 11/2/2017

**Flowsheets (all recorded) (continued)**

**Intake/Output (continued)**

| Row Name  | 11/01/17 1930   | 11/01/17 1845                   | 11/01/17 1822  | 11/01/17 18:17:07   | 11/01/17 18:15:27   |
|---|---|---------------------------------|--|---|---|
| <b>Weights</b>  |   |                                 |  |   |   |
| Weight  | ---   | 97.4 kg (214 lb 11.2 oz)<br>-AG | ---  | ---   | ---   |
| Weight Method   | ---   | Actual -AG                      | ---  | ---   | ---   |
| <b>sodium chloride 0.9% (NS) infusion</b>                         |   |                                 |  |   |   |
| Rate  | ---   | ---                             | *0 There are multiple administrations at this time. Please see the MAR for detailed information. -JG | ---   | ---   |
| <b>sodium chloride 0.9% (NS) infusion</b>                         |   |                                 |  |   |   |
| Rate  | ---   | ---                             | *0 There are multiple administrations at this time. Please see the MAR for detailed information. -JG | ---   | ---   |
| <b>Simple Vitals</b>  |   |                                 |  |   |   |
| Pulse   | ---   | ---                             | ---  | 72 -DI (r) AG (t)   | 74 -DI (r) AG (t)   |
| Numeric Pain Intensity Score 1                                    | 0 -NB   | ---                             | ---  | ---   | ---   |
| <b>[REMOVED] External Urinary Catheter</b>                        |   |                                 |  |   |   |
| External Urinary Catheter Properties                              | Placement Date: 11/01/17 -KW Placement Time: 0735 -KW Inserted by: patient -KW External Urinary Catheter Sizes: Small -KW Removal Date: 01/16/18 -MW Removal Time: 2219 -MW   |                                 |  |   |   |
| <b>[REMOVED] Peripheral IV 11/01/17 20 G Left;Lateral Forearm</b> |   |                                 |  |   |   |
| IV Properties   | Placement Date: 11/01/17 -KW Placement Time: 0700 -KW Present on arrival to hospital?: No -KW Type of Catheter: Straight -KW Size (Gauge): 20 G -KW Orientation: Left;Lateral -KW Location: Forearm -KW Site Prep: Chlorhexidine -KW Local Anesthetic: None -KW Inserted by: A. Nebel, RN -KW Insertion attempts: 1 -KW Successful IV Attempt?: Yes -KW Patient Tolerance: Tolerated well -KW Removal Date: 01/16/18 -MW Removal Time: 2219 -MW |                                 |  |   |   |
| <b>[REMOVED] Peripheral IV 11/01/17 20 G Left Wrist</b>           |   |                                 |  |   |   |
| IV Properties   | Placement Date: 11/01/17 -KW Placement Time: 0710 -KW Present on arrival to hospital?: No -KW Type of Catheter: Straight -KW Size (Gauge): 20 G -KW Orientation: Left -KW Location: Wrist -KW Site Prep: Chlorhexidine -KW Local Anesthetic: None -KW Inserted by: A. Nebel, RN -KW Insertion attempts: 2 -KW Successful IV Attempt?: Yes -KW Patient Tolerance: Tolerated well -KW Removal Date: 01/16/18 -MW Removal Time: 2220 -MW           |                                 |  |   |   |
| Row Name  | 11/01/17 18:11:44   | 11/01/17 1747                   | 11/01/17 1340  | 11/01/17 1339   | 11/01/17 1253   |
| <b>sodium chloride 0.9% (NS) infusion</b>                         |   |                                 |  |   |   |
| Rate  | ---   | ---                             | *0 There are multiple administrations at this time. Please see the MAR for detailed information. -JG | ---   | ---   |
| <b>sodium chloride 0.9% (NS) infusion</b>                         |   |                                 |  |   |   |
| Rate  | ---   | ---                             | ---  | * There are multiple administrations at this time. Please see the MAR for detailed information. -JG | * There are multiple administrations at this time. Please see the MAR for detailed information. -JG |
| <b>Simple Vitals</b>  |   |                                 |  |   |   |
| Resp  | 20 -DI (r) AG (t)   | ---                             | ---  | ---   | ---   |
| <b>Urine Output</b>   |   |                                 |  |   |   |
| Urine   | ---   | 1000 mL -AG                     | ---  | ---   | ---   |
| <b>[REMOVED] External Urinary Catheter</b>                        |   |                                 |  |   |   |
| External Urinary Catheter Properties                              | Placement Date: 11/01/17 -KW Placement Time: 0735 -KW Inserted by: patient -KW External Urinary Catheter Sizes: Small -KW Removal Date: 01/16/18 -MW Removal Time: 2219 -MW   |                                 |  |   |   |
| <b>[REMOVED] Peripheral IV 11/01/17 20 G Left;Lateral Forearm</b> |   |                                 |  |   |   |
| IV Properties   | Placement Date: 11/01/17 -KW Placement Time: 0700 -KW Present on arrival to hospital?: No -KW Type of Catheter: Straight -KW Size (Gauge): 20 G -KW Orientation: Left;Lateral -KW Location: Forearm -KW Site Prep: Chlorhexidine -KW Local Anesthetic: None -KW Inserted by: A. Nebel, RN -KW Insertion attempts: 1 -KW Successful IV Attempt?: Yes -KW Patient Tolerance: Tolerated well -KW Removal Date: 01/16/18 -MW Removal Time: 2219 -MW |                                 |  |   |   |
| <b>[REMOVED] Peripheral IV 11/01/17 20 G Left Wrist</b>           |   |                                 |  |   |   |
| IV Properties   | Placement Date: 11/01/17 -KW Placement Time: 0710 -KW Present on arrival to hospital?: No -KW Type of Catheter: Straight -KW Size (Gauge): 20 G -KW Orientation: Left -KW Location: Wrist -KW Site Prep: Chlorhexidine -KW Local Anesthetic: None -KW Inserted by: A. Nebel, RN -KW Insertion attempts: 2 -KW Successful IV Attempt?: Yes -KW Patient Tolerance: Tolerated well -KW Removal Date: 01/16/18 -MW Removal Time: 2220 -MW           |                                 |  |   |   |





WS Kennestone Hospital  
677 Church Street  
Marietta GA 30060-1101  
Inpatient Record

Maurice, Eugene George  
MRN: 561253820, DOB: 1/2/1949, Sex: M  
Adm: 11/1/2017, D/C: 11/2/2017

**Flowsheets (all recorded) (continued)**

**Intake/Output (continued)**

| Row Name  | 11/01/17 12:45:07   | 11/01/17 12:12:43   | 11/01/17 1200   | 11/01/17 10:24:35         | 11/01/17 09:36:42 |
|---|---|---|---|---------------------------|-------------------|
| sodium chloride 0.9% (NS) infusion  |   |   |   |                           |                   |
| Rate  | ---   | * There are multiple administrations at this time. Please see the MAR for detailed information. -KT | ---   | ---                       | ---               |
| Simple Vitals   |   |   |   |                           |                   |
| Pulse   | 58 -DI (r) AG (t)   | ---   | ---   | ---                       | ---               |
| Resp  | 16 -DI (r) AG (t)   | ---   | ---   | ---                       | ---               |
| Heparin Drip  |   |   |   |                           |                   |
| heparin Bolus (Units)   | ---   | ---   | ---   | 3000 Units -KT            | 2000 Units -KT    |
| Concentration   | ---   | ---   | ---   | 1000 Units/mL -KT         | 1000 Units/mL -KT |
| [REMOVED] External Urinary Catheter   |   |   |   |                           |                   |
| External Urinary Catheter Properties  | Placement Date: 11/01/17 -KW Placement Time: 0735 -KW Inserted by: patient -KW External Urinary Catheter Sizes: Small -KW Removal Date: 01/16/18 -MW Removal Time: 2219 -MW   |   |   |                           |                   |
| [REMOVED] Peripheral IV 11/01/17 20 G Left;Lateral Forearm                                |   |   |   |                           |                   |
| IV Properties   | Placement Date: 11/01/17 -KW Placement Time: 0700 -KW Present on arrival to hospital?: No -KW Type of Catheter: Straight -KW Size (Gauge): 20 G -KW Orientation: Left;Lateral -KW Location: Forearm -KW Site Prep: Chlorhexidine -KW Local Anesthetic: None -KW Inserted by: A. Nebel, RN -KW Insertion attempts: 1 -KW Successful IV Attempt?: Yes -KW Patient Tolerance: Tolerated well -KW Removal Date: 01/16/18 -MW Removal Time: 2219 -MW |   |   |                           |                   |
| Site Assessment   | ---   | ---   | Asymptomatic -JG  | ---                       | ---               |
| Phlebitis Scale   | ---   | ---   | 0 -JG   | ---                       | ---               |
| Infiltration/Extravasation Scale  | ---   | ---   | 0 -JG   | ---                       | ---               |
| Line Assessment   | ---   | ---   | Saline locked -JG   | ---                       | ---               |
| Dressing Assessment   | ---   | ---   | Clean;Dry;Intact;Occlusive;Transparent -JG  | ---                       | ---               |
| [REMOVED] Peripheral IV 11/01/17 20 G Left Wrist  |   |   |   |                           |                   |
| IV Properties   | Placement Date: 11/01/17 -KW Placement Time: 0710 -KW Present on arrival to hospital?: No -KW Type of Catheter: Straight -KW Size (Gauge): 20 G -KW Orientation: Left -KW Location: Wrist -KW Site Prep: Chlorhexidine -KW Local Anesthetic: None -KW Inserted by: A. Nebel, RN -KW Insertion attempts: 2 -KW Successful IV Attempt?: Yes -KW Patient Tolerance: Tolerated well -KW Removal Date: 01/16/18 -MW Removal Time: 2220 -MW           |   |   |                           |                   |
| Site Assessment   | ---   | ---   | Asymptomatic -JG  | ---                       | ---               |
| Phlebitis Scale   | ---   | ---   | 0 -JG   | ---                       | ---               |
| Infiltration/Extravasation Scale  | ---   | ---   | 0 -JG   | ---                       | ---               |
| Line Assessment   | ---   | ---   | Patent;Infusing -JG   | ---                       | ---               |
| Dressing Assessment   | ---   | ---   | Clean;Dry;Intact;Occlusive;Transparent -JG  | ---                       | ---               |
| Row Name  | 11/01/17 09:14:54   | 11/01/17 09:03:28   | 11/01/17 0854   | 11/01/17 08:32:57         | 11/01/17 0741     |
| sodium chloride 0.9% (NS) infusion  |   |   |   |                           |                   |
| Rate  | ---   | ---   | * There are multiple administrations at this time. Please see the MAR for detailed information. -KT | ---                       | ---               |
| sodium chloride 0.9% (NS) bolus   |   |   |   |                           |                   |
| Bolus Dose  | ---   | ---   | *0 mL/kg/hr -KT   | ---                       | ---               |
| Heparin Drip  |   |   |   |                           |                   |
| heparin Bolus (Units)   | 3000 Units -KT  | 7000 Units -KT  | ---   | *4 Bag -KT (r) AS (t)     | ---               |
| heparin Rate  | ---   | ---   | ---   | --- -KT (r) AS (t)        | ---               |
| Concentration   | 1000 Units/mL -KT   | 1000 Units/mL -KT   | ---   | 2 Units/mL -KT (r) AS (t) | ---               |
| heparin (PORCINE) (PF) in 0.9 % sodium chloride 2,000 units/1,000 mL Start: 11/01/17 0832 |   |   |   |                           |                   |
| heparin Bolus Dose (Units) (View Only)  | ---   | ---   | ---   | *4 Bag -KT (r) AS (t)     | ---               |
| heparin Rate (mL/hr) (View Only)  | ---   | ---   | ---   | --- -KT (r) AS (t)        | ---               |
| heparin Concentration (View Only)   | ---   | ---   | ---   | 2 Units/mL -KT (r) AS (t) | ---               |
| [REMOVED] External Urinary Catheter   |   |   |   |                           |                   |
| External Urinary  | Placement Date: 11/01/17 -KW Placement Time: 0735 -KW Inserted by: patient -KW External Urinary Catheter Sizes: Small -KW Removal   |   |   |                           |                   |



WS Kennestone Hospital  
677 Church Street  
Marietta GA 30060-1101  
Inpatient Record

Maurice, Eugene George  
MRN: 561253820, DOB: 1/2/1949, Sex: M  
Adm: 11/1/2017, D/C: 11/2/2017

**Flowsheets (all recorded) (continued)**

**Intake/Output (continued)**

| Row Name             | 11/01/17 09:14:54                         | 11/01/17 09:03:28 | 11/01/17 0854 | 11/01/17 08:32:57 | 11/01/17 0741             |
|----------------------|---|-------------------|---------------|-------------------|---------------------------|
| Catheter Properties  | Date: 01/16/18 -MW Removal Time: 2219 -MW |                   |               |                   |                           |
| Collection Container | ---                                       | ---               | ---           | ---               | Standard drainage bag -KW |

**[REMOVED] Peripheral IV 11/01/17 20 G Left;Lateral Forearm**

|               |   |  |  |  |  |
|---------------|---|--|--|--|--|
| IV Properties | Placement Date: 11/01/17 -KW Placement Time: 0700 -KW Present on arrival to hospital?: No -KW Type of Catheter: Straight -KW Size (Gauge): 20 G -KW Orientation: Left;Lateral -KW Location: Forearm -KW Site Prep: Chlorhexidine -KW Local Anesthetic: None -KW Inserted by: A. Nebel, RN -KW Insertion attempts: 1 -KW Successful IV Attempt?: Yes -KW Patient Tolerance: Tolerated well -KW Removal Date: 01/16/18 -MW Removal Time: 2219 -MW |  |  |  |  |
|---------------|---|--|--|--|--|

**[REMOVED] Peripheral IV 11/01/17 20 G Left Wrist**

|               |   |  |  |  |  |
|---------------|---|--|--|--|--|
| IV Properties | Placement Date: 11/01/17 -KW Placement Time: 0710 -KW Present on arrival to hospital?: No -KW Type of Catheter: Straight -KW Size (Gauge): 20 G -KW Orientation: Left -KW Location: Wrist -KW Site Prep: Chlorhexidine -KW Local Anesthetic: None -KW Inserted by: A. Nebel, RN -KW Insertion attempts: 2 -KW Successful IV Attempt?: Yes -KW Patient Tolerance: Tolerated well -KW Removal Date: 01/16/18 -MW Removal Time: 2220 -MW |  |  |  |  |
|---------------|---|--|--|--|--|

| Row Name | 11/01/17 0721 | 11/01/17 0718 | 11/01/17 0659 | 11/01/17 0658 | 11/01/17 0657 |
|----------|---------------|---------------|---------------|---------------|---------------|
|----------|---------------|---------------|---------------|---------------|---------------|

**Weights**

|                         |     |     |     |     |                      |
|-------------------------|-----|-----|-----|-----|----------------------|
| Weight                  | --- | --- | --- | --- | 95.7 kg (211 lb) -KW |
| Weight Method           | --- | --- | --- | --- | Stated -KW           |
| BSA (Calculated - sq m) | --- | --- | --- | --- | 2.12 sq meters -KW   |

**sodium chloride 0.9% (NS) bolus**

|            |                 |     |     |     |     |
|------------|-----------------|-----|-----|-----|-----|
| Bolus Dose | *3 mL/kg/hr -KW | --- | --- | --- | --- |
|------------|-----------------|-----|-----|-----|-----|

**Simple Vitals**

|                                |     |        |     |       |     |
|--------------------------------|-----|--------|-----|-------|-----|
| Pulse                          | --- | 55 -KW | --- | ---   | --- |
| Resp                           | --- | 16 -KW | --- | ---   | --- |
| Numeric Pain Intensity Score 1 | --- | ---    | --- | 0 -KW | --- |

**[REMOVED] External Urinary Catheter**

|                                      |   |  |  |  |  |
|--------------------------------------|---|--|--|--|--|
| External Urinary Catheter Properties | Placement Date: 11/01/17 -KW Placement Time: 0735 -KW Inserted by: patient -KW External Urinary Catheter Sizes: Small -KW Removal Date: 01/16/18 -MW Removal Time: 2219 -MW |  |  |  |  |
|--------------------------------------|---|--|--|--|--|

**[REMOVED] Peripheral IV 11/01/17 20 G Left;Lateral Forearm**

|               |   |  |  |  |  |
|---------------|---|--|--|--|--|
| IV Properties | Placement Date: 11/01/17 -KW Placement Time: 0700 -KW Present on arrival to hospital?: No -KW Type of Catheter: Straight -KW Size (Gauge): 20 G -KW Orientation: Left;Lateral -KW Location: Forearm -KW Site Prep: Chlorhexidine -KW Local Anesthetic: None -KW Inserted by: A. Nebel, RN -KW Insertion attempts: 1 -KW Successful IV Attempt?: Yes -KW Patient Tolerance: Tolerated well -KW Removal Date: 01/16/18 -MW Removal Time: 2219 -MW |  |  |  |  |
|---------------|---|--|--|--|--|

|                                  |     |     |  |     |     |
|----------------------------------|-----|-----|--|-----|-----|
| Site Assessment                  | --- | --- | Asymptomatic -KW                           | --- | --- |
| Phlebitis Scale                  | --- | --- | 0 -KW                                      | --- | --- |
| Infiltration/Extravasation Scale | --- | --- | 0 -KW                                      | --- | --- |
| Line Assessment                  | --- | --- | Blood return noted -KW                     | --- | --- |
| Dressing Assessment              | --- | --- | Clean;Dry;Intact;Occlusive;Transparent -KW | --- | --- |
| IV Interventions                 | --- | --- | Flushed -KW                                | --- | --- |

**[REMOVED] Peripheral IV 11/01/17 20 G Left Wrist**

|               |   |  |  |  |  |
|---------------|---|--|--|--|--|
| IV Properties | Placement Date: 11/01/17 -KW Placement Time: 0710 -KW Present on arrival to hospital?: No -KW Type of Catheter: Straight -KW Size (Gauge): 20 G -KW Orientation: Left -KW Location: Wrist -KW Site Prep: Chlorhexidine -KW Local Anesthetic: None -KW Inserted by: A. Nebel, RN -KW Insertion attempts: 2 -KW Successful IV Attempt?: Yes -KW Patient Tolerance: Tolerated well -KW Removal Date: 01/16/18 -MW Removal Time: 2220 -MW |  |  |  |  |
|---------------|---|--|--|--|--|

|                                  |  |     |     |     |     |
|----------------------------------|--|-----|-----|-----|-----|
| Site Assessment                  | Asymptomatic -KW                           | --- | --- | --- | --- |
| Phlebitis Scale                  | 0 -KW                                      | --- | --- | --- | --- |
| Infiltration/Extravasation Scale | 0 -KW                                      | --- | --- | --- | --- |
| Line Assessment                  | Blood return noted -KW                     | --- | --- | --- | --- |
| Dressing Assessment              | Clean;Dry;Intact;Occlusive;Transparent -KW | --- | --- | --- | --- |
| IV Interventions                 | Flushed -KW                                | --- | --- | --- | --- |



WS Kennestone Hospital  
677 Church Street  
Marietta GA 30060-1101  
Inpatient Record

Maurice, Eugene George  
MRN: 561253820, DOB: 1/2/1949, Sex: M  
Adm: 11/1/2017, D/C: 11/2/2017

**Flowsheets (all recorded)**

**IV Assessment**

| Row Name  | 11/01/17 2000   | 11/01/17 1241 | 11/01/17 1200                              | 11/01/17 0721                              | 11/01/17 0659                              |
|---|---|---------------|--|--|--|
| <b>Blood Specimen Collection Status</b>                           |   |               |  |  |  |
| Blood Specimen Collection   | Lab -NB   | —             | —  | —  | —  |
| <b>Dominant Hand</b>  |   |               |  |  |  |
| Which is your dominant hand?                                      | —   | Right -JG     | —  | —  | —  |
| <b>[REMOVED] Peripheral IV 11/01/17 20 G Left;Lateral Forearm</b> |   |               |  |  |  |
| IV Properties   | Placement Date: 11/01/17 -KW Placement Time: 0700 -KW Present on arrival to hospital?: No -KW Type of Catheter: Straight -KW Size (Gauge): 20 G -KW Orientation: Left;Lateral -KW Location: Forearm -KW Site Prep: Chlorhexidine -KW Local Anesthetic: None -KW Inserted by: A. Nebel, RN -KW Insertion attempts: 1 -KW Successful IV Attempt?: Yes -KW Patient Tolerance: Tolerated well -KW Removal Date: 01/16/18 -MW Removal Time: 2219 -MW   |               |  |  |  |
| Site Assessment   | Asymptomatic -NB  | —             | Asymptomatic -JG                           | —  | Asymptomatic -KW                           |
| Phlebitis Scale   | 0 -NB   | —             | 0 -JG                                      | —  | 0 -KW                                      |
| Infiltration/Extravasation Scale                                  | 0 -NB   | —             | 0 -JG                                      | —  | 0 -KW                                      |
| Line Assessment   | Saline locked -NB   | —             | Saline locked -JG                          | —  | Blood return noted -KW                     |
| Dressing Assessment   | Clean;Dry;Intact -NB  | —             | Clean;Dry;Intact;Occlusive;Transparent -JG | —  | Clean;Dry;Intact;Occlusive;Transparent -KW |
| IV Interventions  | Flushed -NB   | —             | —  | —  | Flushed -KW                                |
| <b>[REMOVED] Peripheral IV 11/01/17 20 G Left Wrist</b>           |   |               |  |  |  |
| IV Properties   | Placement Date: 11/01/17 -KW Placement Time: 0710 -KW Present on arrival to hospital?: No -KW Type of Catheter: Straight -KW Size (Gauge): 20 G -KW Orientation: Left -KW Location: Wrist -KW Site Prep: Chlorhexidine -KW Local Anesthetic: None -KW Inserted by: A. Nebel, RN -KW Insertion attempts: 2 -KW Successful IV Attempt?: Yes -KW Patient Tolerance: Tolerated well -KW Removal Date: 01/16/18 -MW Removal Time: 2220 -MW   |               |  |  |  |
| Site Assessment   | Asymptomatic -NB  | —             | Asymptomatic -JG                           | Asymptomatic -KW                           | —  |
| Phlebitis Scale   | 0 -NB   | —             | 0 -JG                                      | 0 -KW                                      | —  |
| Infiltration/Extravasation Scale                                  | 0 -NB   | —             | 0 -JG                                      | 0 -KW                                      | —  |
| Line Assessment   | Patent;Infusing -NB   | —             | Patent;Infusing -JG                        | Blood return noted -KW                     | —  |
| Dressing Assessment   | Clean;Dry;Intact -NB  | —             | Clean;Dry;Intact;Occlusive;Transparent -JG | Clean;Dry;Intact;Occlusive;Transparent -KW | —  |
| IV Interventions  | Flushed -NB   | —             | —  | Flushed -KW                                | —  |
| <b>[REMOVED] Arterial Sheath 6 Fr. Right Femoral</b>              |   |               |  |  |  |
| Arterial/Venous Sheath Properties                                 | Placement Date: 11/01/17 -KT Placement Time: 0856 -KT Present On Arrival : No -KT Sheath Size: 6 Fr. -KT Line Orientation: Right -KT Sheath Insertion Site: Femoral -KT Sutured: No -KT Inserted by: Dr. Sheikh -KT Local Anesthetic: Injectable -KT Site Prep: Chlorhexidine -KT Free Flowing Blood Return: Yes -KT Removal Date: 11/01/17 -KT Removal Time: 1202 -KT Removal Reason: Per protocol -KT Initial Post Removal Site Assessment: No complications;Catheter intact -KT  |               |  |  |  |
| <b>[REMOVED] Arterial Sheath 8 Fr. Left Femoral</b>               |   |               |  |  |  |
| Arterial/Venous Sheath Properties                                 | Placement Date: 11/01/17 -KT Placement Time: 0902 -KT Present On Arrival : No -KT Sheath Size: 8 Fr. -KT Line Orientation: Left -KT Sheath Insertion Site: Femoral -KT Sutured: No -KT Inserted by: Dr. Sheikh -KT Local Anesthetic: Injectable -KT Site Prep: Chlorhexidine -KT Free Flowing Blood Return: Yes -KT Removal Date: 11/01/17 -KT Removal Time: 1203 -KT Removal Reason: Per protocol -KT Initial Post Removal Site Assessment: Hematoma;Catheter intact -KT Hematoma Size (Post Removal): 3 - 5 cm -KT, golfball size |               |  |  |  |



Flowsheets (all recorded)

Assessment

| Row Name                                     | 11/02/17 11:32:20   | 11/02/17 0900                    | 11/02/17 07:25:45   | 11/02/17 0400 | 11/02/17 03:53:02              |
|--|---------------------|----------------------------------|---------------------|---------------|--------------------------------|
| <b>Neurological</b>                          |                     |                                  |                     |               |                                |
| Level of Consciousness                       | —                   | Alert -JG                        | —                   | —             | —                              |
| Neuro (WDL)                                  | —                   | WDL -JG                          | —                   | —             | —                              |
| <b>CAM Delirium Assessment</b>               |                     |                                  |                     |               |                                |
| Feature 1: Acute Onset of Fluctuating Course | —                   | Negative -JG                     | —                   | —             | —                              |
| CAM Delirium Assessment                      | —                   | Negative -JG                     | —                   | —             | —                              |
| <b>tPA Time out</b>                          |                     |                                  |                     |               |                                |
| Weight                                       | —                   | —                                | —                   | —             | 97.1 kg (214 lb 1.1 oz)<br>-TA |
| <b>HEENT</b>                                 |                     |                                  |                     |               |                                |
| HEENT (WDL)                                  | —                   | X -JG                            | —                   | —             | —                              |
| R Eye  | —                   | Impaired vision -JG              | —                   | —             | —                              |
| L Eye  | —                   | Impaired vision -JG              | —                   | —             | —                              |
| <b>Respiratory</b>                           |                     |                                  |                     |               |                                |
| Respiratory (WDL)                            | —                   | WDL -JG                          | —                   | —             | —                              |
| <b>Oxygen Therapy</b>                        |                     |                                  |                     |               |                                |
| SpO2   | 97 % -DI (r) RG (t) | —                                | 95 % -DI (r) RG (t) | —             | —                              |
| O2 Device                                    | —                   | None (Room air) -JG              | None (Room air) -RG | —             | —                              |
| <b>Incentive Spirometer</b>                  |                     |                                  |                     |               |                                |
| Is pt using incentive spirometer?            | —                   | No -JG                           | —                   | —             | —                              |
| <b>Cardiac</b>                               |                     |                                  |                     |               |                                |
| Cardiac (WDL)                                | —                   | WDL -JG                          | —                   | —             | —                              |
| <b>Cardiac</b>                               |                     |                                  |                     |               |                                |
| Cardiac Regularity                           | —                   | Regular -JG                      | —                   | —             | —                              |
| Bedside Cardiac Monitor On                   | —                   | No -JG                           | —                   | —             | —                              |
| Telemetry Monitor On                         | —                   | Yes -JG                          | —                   | —             | —                              |
| Telemetry Audible                            | —                   | Yes -JG                          | —                   | —             | —                              |
| Telemetry Alarms Set                         | —                   | Yes -JG                          | —                   | —             | —                              |
| Telemetry Box Number                         | —                   | 5799 -JG                         | —                   | —             | —                              |
| <b>Peripheral Vascular</b>                   |                     |                                  |                     |               |                                |
| Peripheral Vascular (WDL)                    | —                   | WDL -JG                          | —                   | —             | —                              |
| RLE Capillary Refill                         | —                   | Less than/equal to 3 seconds -JG | —                   | —             | —                              |
| LLE Capillary Refill                         | —                   | Less than/equal to 3 seconds -JG | —                   | —             | —                              |
| <b>RUE Neurovascular Assessment</b>          |                     |                                  |                     |               |                                |
| R Radial Pulse                               | —                   | +2 -JG                           | —                   | —             | —                              |
| <b>LUE Neurovascular Assessment</b>          |                     |                                  |                     |               |                                |
| L Radial Pulse                               | —                   | +2 -JG                           | —                   | —             | —                              |
| <b>RLE Neurovascular Assessment</b>          |                     |                                  |                     |               |                                |
| RLE Color                                    | —                   | Appropriate for ethnicity -JG    | —                   | —             | —                              |
| RLE Temperature/Moisture                     | —                   | Warm;Dry -JG                     | —                   | —             | —                              |
| RLE Sensation                                | —                   | Present -JG                      | —                   | —             | —                              |
| R Pedal Pulse                                | —                   | +1 -JG                           | —                   | —             | —                              |
| <b>LLE Neurovascular Assessment</b>          |                     |                                  |                     |               |                                |
| LLE Color                                    | —                   | Appropriate for ethnicity -JG    | —                   | —             | —                              |
| LLE Temperature/Moisture                     | —                   | Warm;Dry -JG                     | —                   | —             | —                              |
| LLE Sensation                                | —                   | Present -JG                      | —                   | —             | —                              |
| L Pedal Pulse                                | —                   | +2 -JG                           | —                   | —             | —                              |





WS Kennestone Hospital  
 677 Church Street  
 Marietta GA 30060-1101  
 Inpatient Record

Maurice, Eugene George  
 MRN: 561253820, DOB: 1/2/1949, Sex: M  
 Adm: 11/1/2017, D/C: 11/2/2017

**Flowsheets (all recorded) (continued)**

**Assessment (continued)**

| Row Name                                       | 11/02/17 11:32:20   | 11/02/17 0900                                      | 11/02/17 07:25:45 | 11/02/17 0400 | 11/02/17 03:53:02 |
|--|---|--|-------------------|---------------|-------------------|
| <b>Integumentary</b>                           |   |  |                   |               |                   |
| Integumentary (WDL)                            | ---   | X -JG  | ---               | ---           | ---               |
| Skin Color                                     | ---   | Appropriate for ethnicity<br>-JG                   | ---               | ---           | ---               |
| Skin Condition/Temp                            | ---   | Dry;Warm -JG                                       | ---               | ---           | ---               |
| Skin Integrity                                 | ---   | Other<br>(Comment);Bruising<br>surgical wounds -JG | ---               | ---           | ---               |
| Skin Location                                  | ---   | L and R groin -JG                                  | ---               | ---           | ---               |
| Skin Turgor                                    | ---   | Non-tenting -JG                                    | ---               | ---           | ---               |
| <b>Braden Scale</b>                            |   |  |                   |               |                   |
| Sensory Perceptions                            | ---   | 4 -JG  | ---               | ---           | ---               |
| Moisture                                       | ---   | 4 -JG  | ---               | ---           | ---               |
| Activity                                       | ---   | 3 -JG  | ---               | ---           | ---               |
| Mobility                                       | ---   | 4 -JG  | ---               | ---           | ---               |
| Nutrition                                      | ---   | 3 -JG  | ---               | ---           | ---               |
| Friction and Shear                             | ---   | 3 -JG  | ---               | ---           | ---               |
| Braden Scale Score                             | ---   | 21 -JG   | ---               | ---           | ---               |
| <b>[REMOVED] Surgical 11/01/17 Groin Left</b>  |   |  |                   |               |                   |
| Incision Properties                            | Date Documented: 11/01/17 -JG Time Documented: 1244 -JG Location: Groin -JG Wound Location Orientation: Left -JG Final Assessment Date: 10/10/19 -CR (r) EI (t), automated removal, RA 1205 Final Assessment Time: 1608 -CR (r) EI (t), automated removal, RA 1205  |  |                   |               |                   |
| Site Assessment                                | ---   | Other (Comment) -JG                                | ---               | ---           | ---               |
| Surrounding Skin Assessment                    | ---   | Purple;Intact -JG                                  | ---               | ---           | ---               |
| Closure  | ---   | None -JG   | ---               | ---           | ---               |
| Drainage Amount                                | ---   | None -JG   | ---               | ---           | ---               |
| Treatments                                     | ---   | Site care -JG                                      | ---               | ---           | ---               |
| Dressing                                       | ---   | Dry dressing -JG                                   | ---               | ---           | ---               |
| Dressing Changed                               | ---   | Changed -JG  | ---               | ---           | ---               |
| Dressing Assessment                            | ---   | Clean;Dry;Intact -JG                               | ---               | ---           | ---               |
| <b>[REMOVED] Surgical 11/01/17 Groin Right</b> |   |  |                   |               |                   |
| Incision Properties                            | Date Documented: 11/01/17 -JG Time Documented: 1244 -JG Location: Groin -JG Wound Location Orientation: Right -JG Final Assessment Date: 10/10/19 -CR (r) EI (t), automated removal, RA 1205 Final Assessment Time: 1608 -CR (r) EI (t), automated removal, RA 1205 |  |                   |               |                   |
| Site Assessment                                | ---   | Other (Comment) -JG                                | ---               | ---           | ---               |
| Surrounding Skin Assessment                    | ---   | Intact -JG   | ---               | ---           | ---               |
| Closure  | ---   | None -JG   | ---               | ---           | ---               |
| Drainage Amount                                | ---   | None -JG   | ---               | ---           | ---               |
| Treatments                                     | ---   | Site care -JG                                      | ---               | ---           | ---               |
| Dressing                                       | ---   | Dry dressing -JG                                   | ---               | ---           | ---               |
| Dressing Changed                               | ---   | Changed -JG  | ---               | ---           | ---               |
| Dressing Assessment                            | ---   | Clean;Dry;Intact -JG                               | ---               | ---           | ---               |
| <b>Musculoskeletal</b>                         |   |  |                   |               |                   |
| Musculoskeletal (WDL)                          | ---   | WDL -JG  | ---               | ---           | ---               |
| <b>Get-Up-And-Go Test</b>                      |   |  |                   |               |                   |
| Get-Up-And-Go Test: "Rising from Chair"        | ---   | 1 -JG  | ---               | ---           | ---               |
| <b>Gastrointestinal</b>                        |   |  |                   |               |                   |
| Gastrointestinal (WDL)                         | ---   | WDL -JG  | ---               | ---           | ---               |
| <b>Genitourinary</b>                           |   |  |                   |               |                   |
| Genitourinary (WDL)                            | ---   | WDL -JG  | ---               | ---           | ---               |
| <b>Urine Assessment</b>                        |   |  |                   |               |                   |
| Foley Care/ Peri Care                          | ---   | ---  | ---               | Completed -TA | ---               |
| <b>Psychosocial</b>                            |   |  |                   |               |                   |
| Psychosocial (WDL)                             | ---   | WDL -JG  | ---               | ---           | ---               |
| <b>Charting Type</b>                           |   |  |                   |               |                   |
| Charting Type                                  | ---   | Shift assessment -JG                               | ---               | ---           | ---               |
| <b>Cardiac</b>                                 |   |  |                   |               |                   |
| Cardiac Rhythm                                 | ---   | Normal sinus rhythm -JG                            | ---               | ---           | ---               |



Flowsheets (all recorded) (continued)

Assessment (continued)

| Row Name  | 11/02/17 11:32:20   | 11/02/17 0900       | 11/02/17 07:25:45 | 11/02/17 0400       | 11/02/17 03:53:02   |
|---|---------------------|---------------------|-------------------|---------------------|---------------------|
| <b>Hendrich II Fall Risk Model (View Only)</b>              |                     |                     |                   |                     |                     |
| Confusion/Disorientation/Impulsivity (View Only)            | ---                 | 0 -JG               | ---               | ---                 | ---                 |
| Symptomatic Depression (View Only)                          | ---                 | 0 -JG               | ---               | ---                 | ---                 |
| Altered Elimination (View Only)                             | ---                 | 0 -JG               | ---               | ---                 | ---                 |
| Dizziness/Vertigo (View Only)                               | ---                 | 0 -JG               | ---               | ---                 | ---                 |
| Gender (Male) View Only                                     | ---                 | 1 -JG               | ---               | ---                 | ---                 |
| Any Administered Benzodiazepines (View Only)                | ---                 | 0 -JG               | ---               | ---                 | ---                 |
| Hendrich II Total Score (Calculated) View Only              | ---                 | 2 -JG               | ---               | ---                 | ---                 |
| <b>OTHER</b>  |                     |                     |                   |                     |                     |
| Any Administered Antiepileptics (Anticonvulsants) View Only | ---                 | 0 -JG               | ---               | ---                 | ---                 |
| Row Name  | 11/02/17 03:16:07   | 11/01/17 22:12:48   | 11/01/17 2000     | 11/01/17 19:49:06   | 11/01/17 1930       |
| <b>Neurological</b>   |                     |                     |                   |                     |                     |
| Level of Consciousness                                      | ---                 | ---                 | ---               | ---                 | Alert -NB           |
| Neuro (WDL)   | ---                 | ---                 | ---               | ---                 | WDL -NB             |
| <b>CAM Delirium Assessment</b>                              |                     |                     |                   |                     |                     |
| Feature 1: Acute Onset of Fluctuating Course                | ---                 | ---                 | ---               | ---                 | Negative -NB        |
| CAM Delirium Assessment                                     | ---                 | ---                 | ---               | ---                 | Negative -NB        |
| <b>HEENT</b>  |                     |                     |                   |                     |                     |
| HEENT (WDL)   | ---                 | ---                 | ---               | ---                 | X -NB               |
| R Eye   | ---                 | ---                 | ---               | ---                 | Impaired vision -NB |
| L Eye   | ---                 | ---                 | ---               | ---                 | Impaired vision -NB |
| <b>Respiratory</b>  |                     |                     |                   |                     |                     |
| Respiratory (WDL)   | ---                 | ---                 | ---               | ---                 | WDL -NB             |
| <b>Oxygen Therapy</b>                                       |                     |                     |                   |                     |                     |
| SpO2  | 94 % -DI (r) NB (t) | 93 % -DI (r) TA (t) | ---               | 94 % -DI (r) TA (t) | ---                 |
| O2 Device   | ---                 | None (Room air) -TA | ---               | None (Room air) -TA | ---                 |
| <b>Incentive Spirometer</b>                                 |                     |                     |                   |                     |                     |
| Is pt using incentive spirometer?                           | ---                 | ---                 | No -NB            | ---                 | ---                 |
| IS Tx Not Given   | ---                 | ---                 | Not Indicated -NB | ---                 | ---                 |
| <b>Cardiac</b>  |                     |                     |                   |                     |                     |
| Cardiac (WDL)   | ---                 | ---                 | ---               | ---                 | WDL -NB             |
| Heart Sounds  | ---                 | ---                 | ---               | ---                 | S1, S2 -NB          |
| <b>Peripheral Vascular</b>                                  |                     |                     |                   |                     |                     |
| Peripheral Vascular (WDL)                                   | ---                 | ---                 | ---               | ---                 | WDL -NB             |
| <b>RUE Neurovascular Assessment</b>                         |                     |                     |                   |                     |                     |
| R Radial Pulse  | ---                 | ---                 | ---               | ---                 | +2 -NB              |
| <b>LUE Neurovascular Assessment</b>                         |                     |                     |                   |                     |                     |
| L Radial Pulse  | ---                 | ---                 | ---               | ---                 | +2 -NB              |
| <b>RLE Neurovascular Assessment</b>                         |                     |                     |                   |                     |                     |
| R Posterior Tibial Pulse                                    | ---                 | ---                 | ---               | ---                 | +1 -NB              |
| R Pedal Pulse   | ---                 | ---                 | ---               | ---                 | +2 -NB              |



WS Kennestone Hospital  
 677 Church Street  
 Marietta GA 30060-1101  
 Inpatient Record

Maurice, Eugene George  
 MRN: 561253820, DOB: 1/2/1949, Sex: M  
 Adm: 11/1/2017, D/C: 11/2/2017

**Flowsheets (all recorded) (continued)**

**Assessment (continued)**

| Row Name   | 11/02/17 03:16:07   | 11/01/17 22:12:48 | 11/01/17 2000 | 11/01/17 19:49:06 | 11/01/17 1930           |
|--|---|-------------------|---------------|-------------------|-------------------------|
| <b>Integumentary</b>                             |   |                   |               |                   |                         |
| Integumentary (WDL)                              | ---   | ---               | ---           | ---               | X -NB                   |
| Skin Condition/Temp                              | ---   | ---               | ---           | ---               | Dry;Warm -NB            |
| Skin Location                                    | ---   | ---               | ---           | ---               | L and R groin -NB       |
| <b>Braden Scale</b>                              |   |                   |               |                   |                         |
| Sensory Perceptions                              | ---   | ---               | ---           | ---               | 4 -NB                   |
| Moisture   | ---   | ---               | ---           | ---               | 4 -NB                   |
| Activity   | ---   | ---               | ---           | ---               | 1 -NB                   |
| Mobility   | ---   | ---               | ---           | ---               | 4 -NB                   |
| Nutrition  | ---   | ---               | ---           | ---               | 3 -NB                   |
| Friction and Shear                               | ---   | ---               | ---           | ---               | 3 -NB                   |
| Braden Scale Score                               | ---   | ---               | ---           | ---               | 19 -NB                  |
| <b>Wound</b>                                     |   |                   |               |                   |                         |
| Type of Wound (LDA)                              | ---   | ---               | ---           | ---               | Surgical -NB            |
| <b>[REMOVED] Surgical 11/01/17 Groin Left</b>    |   |                   |               |                   |                         |
| Incision Properties                              | Date Documented: 11/01/17 -JG Time Documented: 1244 -JG Location: Groin -JG Wound Location Orientation: Left -JG Final Assessment Date: 10/10/19 -CR (r) EI (t), automated removal, RA 1205 Final Assessment Time: 1608 -CR (r) EI (t), automated removal, RA 1205  |                   |               |                   |                         |
| Surrounding Skin Assessment                      | ---   | ---               | ---           | ---               | Intact -NB              |
| Closure  | ---   | ---               | ---           | ---               | UTA -NB                 |
| Treatments                                       | ---   | ---               | ---           | ---               | Site care -NB           |
| Dressing Changed                                 | ---   | ---               | ---           | ---               | Changed -NB             |
| Dressing Assessment                              | ---   | ---               | ---           | ---               | Clean;Dry;Intact -NB    |
| <b>[REMOVED] Surgical 11/01/17 Groin Right</b>   |   |                   |               |                   |                         |
| Incision Properties                              | Date Documented: 11/01/17 -JG Time Documented: 1244 -JG Location: Groin -JG Wound Location Orientation: Right -JG Final Assessment Date: 10/10/19 -CR (r) EI (t), automated removal, RA 1205 Final Assessment Time: 1608 -CR (r) EI (t), automated removal, RA 1205 |                   |               |                   |                         |
| Closure  | ---   | ---               | ---           | ---               | UTA -NB                 |
| Dressing Assessment                              | ---   | ---               | ---           | ---               | Clean;Dry;Intact -NB    |
| <b>Musculoskeletal</b>                           |   |                   |               |                   |                         |
| Musculoskeletal (WDL)                            | ---   | ---               | ---           | ---               | WDL -NB                 |
| <b>Get-Up-And-Go Test</b>                        |   |                   |               |                   |                         |
| Get-Up-And-Go Test: "Rising from Chair"          | ---   | ---               | ---           | ---               | 4d Ordered bed rest -NB |
| <b>Gastrointestinal</b>                          |   |                   |               |                   |                         |
| Gastrointestinal (WDL)                           | ---   | ---               | ---           | ---               | WDL -NB                 |
| Last BM Date                                     | ---   | ---               | ---           | ---               | 10/31/17 -NB            |
| <b>Genitourinary</b>                             |   |                   |               |                   |                         |
| Genitourinary (WDL)                              | ---   | ---               | ---           | ---               | WDL -NB                 |
| <b>Psychosocial</b>                              |   |                   |               |                   |                         |
| Psychosocial (WDL)                               | ---   | ---               | ---           | ---               | WDL -NB                 |
| <b>Charting Type</b>                             |   |                   |               |                   |                         |
| Charting Type                                    | Reassessment no changes -NB   | ---               | ---           | ---               | Shift assessment -NB    |
| <b>Cardiac</b>                                   |   |                   |               |                   |                         |
| Cardiac Rhythm                                   | ---   | ---               | ---           | ---               | Normal sinus rhythm -NB |
| <b>Hendrich II Fall Risk Model (View Only)</b>   |   |                   |               |                   |                         |
| Confusion/Disorientation/Impulsivity (View Only) | ---   | ---               | ---           | ---               | 0 -NB                   |
| Symptomatic Depression (View Only)               | ---   | ---               | ---           | ---               | 0 -NB                   |
| Altered Elimination (View Only)                  | ---   | ---               | ---           | ---               | 0 -NB                   |
| Dizziness/Vertigo (View Only)                    | ---   | ---               | ---           | ---               | 0 -NB                   |
| Gender (Male) View Only                          | ---   | ---               | ---           | ---               | 1 -NB                   |
| Any Administered Benzodiazepines                 | ---   | ---               | ---           | ---               | 0 -NB                   |



WS Kennestone Hospital  
677 Church Street  
Marietta GA 30060-1101  
Inpatient Record

Maurice, Eugene George  
MRN: 561253820, DOB: 1/2/1949, Sex: M  
Adm: 11/1/2017, D/C: 11/2/2017

Flowsheets (all recorded) (continued)

Assessment (continued)

| Row Name  | 11/02/17 03:16:07   | 11/01/17 22:12:48   | 11/01/17 2000       | 11/01/17 19:49:06   | 11/01/17 1930                       |
|---|---|---------------------|---------------------|---------------------|-------------------------------------|
| (View Only)   |   |                     |                     |                     |                                     |
| Hendrich II Total Score (Calculated)                        | —   | —                   | —                   | —                   | 5 -NB                               |
| View Only   |   |                     |                     |                     |                                     |
| <b>OTHER</b>  |   |                     |                     |                     |                                     |
| Any Administered Antiepileptics (Anticonvulsants) View Only | —   | —                   | —                   | —                   | 0 -NB                               |
| Row Name  | 11/01/17 1845   | 11/01/17 18:17:07   | 11/01/17 18:15:27   | 11/01/17 18:11:44   | 11/01/17 1800                       |
| <b>tPA Time out</b>   |   |                     |                     |                     |                                     |
| Weight  | 97.4 kg (214 lb 11.2 oz)<br>-AG   | —                   | —                   | —                   | —                                   |
| <b>Oxygen Therapy</b>                                       |   |                     |                     |                     |                                     |
| O2 Device   | —   | None (Room air) -AG | None (Room air) -AG | None (Room air) -AG | —                                   |
| <b>Cardiac</b>  |   |                     |                     |                     |                                     |
| Telemetry Monitor On  | —   | —                   | —                   | —                   | Yes -AG                             |
| Telemetry Audible   | —   | —                   | —                   | —                   | Yes -AG                             |
| Telemetry Alarms Set  | —   | —                   | —                   | —                   | Yes -AG                             |
| Telemetry Box Number  | —   | —                   | —                   | —                   | 5799 -AG                            |
| <b>Peripheral Vascular</b>                                  |   |                     |                     |                     |                                     |
| RLE Capillary Refill  | —   | —                   | —                   | —                   | Less than/equal to 3 seconds -JG    |
| LLE Capillary Refill  | —   | —                   | —                   | —                   | Less than/equal to 3 seconds -JG    |
| <b>RLE Neurovascular Assessment</b>                         |   |                     |                     |                     |                                     |
| RLE Color   | —   | —                   | —                   | —                   | Appropriate for ethnicity -JG       |
| RLE Temperature/Moisture                                    | —   | —                   | —                   | —                   | Warm;Dry -JG                        |
| RLE Sensation   | —   | —                   | —                   | —                   | Present -JG                         |
| R Pedal Pulse   | —   | —                   | —                   | —                   | +2 -JG                              |
| <b>LLE Neurovascular Assessment</b>                         |   |                     |                     |                     |                                     |
| LLE Color   | —   | —                   | —                   | —                   | Appropriate for ethnicity -JG       |
| LLE Temperature/Moisture                                    | —   | —                   | —                   | —                   | Warm;Dry -JG                        |
| LLE Sensation   | —   | —                   | —                   | —                   | Present -JG                         |
| L Pedal Pulse   | —   | —                   | —                   | —                   | +2 -JG                              |
| <b>[REMOVED] Surgical 11/01/17 Groin Left</b>               |   |                     |                     |                     |                                     |
| Incision Properties   | Date Documented: 11/01/17 -JG Time Documented: 1244 -JG Location: Groin -JG Wound Location Orientation: Left -JG Final Assessment Date: 10/10/19 -CR (r) EI (t), automated removal, RA 1205 Final Assessment Time: 1608 -CR (r) EI (t), automated removal, RA 1205  |                     |                     |                     |                                     |
| Site Assessment   | —   | —                   | —                   | —                   | Other (Comment) -JG                 |
| Surrounding Skin Assessment                                 | —   | —                   | —                   | —                   | Intact -JG                          |
| Closure   | —   | —                   | —                   | —                   | UTA -JG                             |
| Drainage Amount   | —   | —                   | —                   | —                   | None -JG                            |
| Dressing  | —   | —                   | —                   | —                   | Barrier Film;Dry dressing;Gauze -JG |
| Dressing Assessment   | —   | —                   | —                   | —                   | Intact;Occlusive;Transparent -JG    |
| <b>[REMOVED] Surgical 11/01/17 Groin Right</b>              |   |                     |                     |                     |                                     |
| Incision Properties   | Date Documented: 11/01/17 -JG Time Documented: 1244 -JG Location: Groin -JG Wound Location Orientation: Right -JG Final Assessment Date: 10/10/19 -CR (r) EI (t), automated removal, RA 1205 Final Assessment Time: 1608 -CR (r) EI (t), automated removal, RA 1205 |                     |                     |                     |                                     |
| Site Assessment   | —   | —                   | —                   | —                   | Other (Comment) -JG                 |
| Surrounding Skin Assessment                                 | —   | —                   | —                   | —                   | Intact -JG                          |
| Closure   | —   | —                   | —                   | —                   | UTA -JG                             |
| Drainage Amount   | —   | —                   | —                   | —                   | None -JG                            |
| Dressing  | —   | —                   | —                   | —                   | Barrier Film;Dry dressing;Gauze -JG |





WS Kennestone Hospital  
677 Church Street  
Marietta GA 30060-1101  
Inpatient Record

Maurice, Eugene George  
MRN: 561253820, DOB: 1/2/1949, Sex: M  
Adm: 11/1/2017, D/C: 11/2/2017

**Flowsheets (all recorded) (continued)**

**Assessment (continued)**

| Row Name                                       | 11/01/17 1845   | 11/01/17 18:17:07                   | 11/01/17 18:15:27                          | 11/01/17 18:11:44                          | 11/01/17 1800                              |
|--|---|-------------------------------------|--|--|--|
| Dressing Assessment                            | ---   | ---                                 | ---  | ---  | Clean;Dry;Intact;Occlusive;Transparent -JG |
| Row Name                                       | 11/01/17 1700   | 11/01/17 1600                       | 11/01/17 1530                              | 11/01/17 1500                              | 11/01/17 1430                              |
| <b>Cardiac</b>                                 |   |                                     |  |  |  |
| Telemetry Monitor On                           | ---   | Yes -AG                             | ---  | ---  | ---  |
| Telemetry Audible                              | ---   | Yes -AG                             | ---  | ---  | ---  |
| Telemetry Alarms Set                           | ---   | Yes -AG                             | ---  | ---  | ---  |
| Telemetry Box Number                           | ---   | 5799 -AG                            | ---  | ---  | ---  |
| <b>Peripheral Vascular</b>                     |   |                                     |  |  |  |
| RLE Capillary Refill                           | Less than/equal to 3 seconds -JG  | Less than/equal to 3 seconds -JG    | Less than/equal to 3 seconds -JG           | Less than/equal to 3 seconds -JG           | Less than/equal to 3 seconds -JG           |
| LLE Capillary Refill                           | Less than/equal to 3 seconds -JG  | Less than/equal to 3 seconds -JG    | Less than/equal to 3 seconds -JG           | Less than/equal to 3 seconds -JG           | Less than/equal to 3 seconds -JG           |
| <b>RLE Neurovascular Assessment</b>            |   |                                     |  |  |  |
| RLE Color                                      | Appropriate for ethnicity -JG   | Appropriate for ethnicity -JG       | Appropriate for ethnicity -JG              | Appropriate for ethnicity -JG              | Appropriate for ethnicity -JG              |
| RLE Temperature/Moisture                       | Warm;Dry -JG  | Warm;Dry -JG                        | Warm;Dry -JG                               | Warm;Dry -JG                               | Warm;Dry -JG                               |
| RLE Sensation                                  | Present -JG   | Present -JG                         | Present -JG                                | Present -JG                                | Present -JG                                |
| R Pedal Pulse                                  | +2 -JG  | +2 -JG                              | +2 -JG                                     | +2 -JG                                     | +2 -JG                                     |
| <b>LLE Neurovascular Assessment</b>            |   |                                     |  |  |  |
| LLE Color                                      | Appropriate for ethnicity -JG   | Appropriate for ethnicity -JG       | Appropriate for ethnicity -JG              | Appropriate for ethnicity -JG              | Appropriate for ethnicity -JG              |
| LLE Temperature/Moisture                       | Warm;Dry -JG  | Warm;Dry -JG                        | Warm;Dry -JG                               | Warm;Dry -JG                               | Warm;Dry -JG                               |
| LLE Sensation                                  | Present -JG   | Present -JG                         | Present -JG                                | Present -JG                                | Present -JG                                |
| L Pedal Pulse                                  | +2 -JG  | +2 -JG                              | +2 -JG                                     | +2 -JG                                     | +2 -JG                                     |
| <b>[REMOVED] Surgical 11/01/17 Groin Left</b>  |   |                                     |  |  |  |
| Incision Properties                            | Date Documented: 11/01/17 -JG Time Documented: 1244 -JG Location: Groin -JG Wound Location Orientation: Left -JG Final Assessment Date: 10/10/19 -CR (r) EI (t), automated removal, RA 1205 Final Assessment Time: 1608 -CR (r) EI (t), automated removal, RA 1205  |                                     |  |  |  |
| Site Assessment                                | Other (Comment) -JG   | Other (Comment) -JG                 | Other (Comment) -JG                        | Other (Comment) -JG                        | Other (Comment) -JG                        |
| Surrounding Skin Assessment                    | Intact -JG  | Intact -JG                          | Intact -JG                                 | Intact -JG                                 | Intact -JG                                 |
| Closure  | UTA -JG   | UTA -JG                             | UTA -JG                                    | None -JG                                   | UTA -JG                                    |
| Drainage Amount                                | None -JG  | Scant -JG                           | None -JG                                   | Small -JG                                  | None -JG                                   |
| Treatments                                     | ---   | ---                                 | ---  | Site care -JG                              | ---  |
| Dressing                                       | Barrier Film;Dry dressing;Gauze -JG   | Barrier Film;Dry dressing;Gauze -JG | Barrier Film;Dry dressing;Gauze -JG        | Barrier Film;Dry dressing;Gauze -JG        | Barrier Film;Dry dressing;Gauze -JG        |
| Dressing Changed                               | ---   | ---                                 | ---  | Changed -JG                                | ---  |
| Dressing Assessment                            | Intact;Occlusive;Transparent -JG  | Occlusive;Intact;Transparent -JG    | Clean;Dry;Intact -JG                       | Clean;Dry;Intact -JG                       | Clean;Dry;Intact -JG                       |
| <b>[REMOVED] Surgical 11/01/17 Groin Right</b> |   |                                     |  |  |  |
| Incision Properties                            | Date Documented: 11/01/17 -JG Time Documented: 1244 -JG Location: Groin -JG Wound Location Orientation: Right -JG Final Assessment Date: 10/10/19 -CR (r) EI (t), automated removal, RA 1205 Final Assessment Time: 1608 -CR (r) EI (t), automated removal, RA 1205 |                                     |  |  |  |
| Site Assessment                                | Other (Comment) -JG   | Other (Comment) -JG                 | Other (Comment) -JG                        | Other (Comment) -JG                        | Other (Comment) -JG                        |
| Surrounding Skin Assessment                    | Intact -JG  | Intact -JG                          | Intact -JG                                 | Intact -JG                                 | Intact -JG                                 |
| Closure  | UTA -JG   | UTA -JG                             | UTA -JG                                    | None -JG                                   | UTA -JG                                    |
| Drainage Amount                                | None -JG  | None -JG                            | None -JG                                   | Small -JG                                  | None -JG                                   |
| Treatments                                     | ---   | ---                                 | ---  | Site care -JG                              | ---  |
| Dressing                                       | Barrier Film;Dry dressing;Gauze -JG   | Barrier Film;Dry dressing;Gauze -JG | Barrier Film;Dry dressing;Gauze -JG        | Barrier Film;Dry dressing;Gauze -JG        | Barrier Film;Gauze;Dry dressing -JG        |
| Dressing Changed                               | ---   | ---                                 | ---  | Changed -JG                                | ---  |
| Dressing Assessment                            | Clean;Dry;Intact;Occlusive;Transparent -JG  | Intact;Occlusive;Dry;Clean -JG      | Clean;Dry;Intact;Occlusive;Transparent -JG | Clean;Intact;Occlusive;Dry;Transparent -JG | Dry;Clean;Intact -JG                       |
| Row Name                                       | 11/01/17 1400   | 11/01/17 1330                       | 11/01/17 1315                              | 11/01/17 1300                              | 11/01/17 12:45:07                          |
| <b>Oxygen Therapy</b>                          |   |                                     |  |  |  |
| SpO2   | ---   | ---                                 | ---  | ---  | 93 % -DI (r) AG (t)                        |
| O2 Device                                      | ---   | ---                                 | ---  | ---  | None (Room air) -AG                        |



WS Kennestone Hospital  
677 Church Street  
Marietta GA 30060-1101  
Inpatient Record

Maurice, Eugene George  
MRN: 561253820, DOB: 1/2/1949, Sex: M  
Adm: 11/1/2017, D/C: 11/2/2017

**Flowsheets (all recorded) (continued)**

**Assessment (continued)**

| Row Name                                       | 11/01/17 1400   | 11/01/17 1330                       | 11/01/17 1315                       | 11/01/17 1300                       | 11/01/17 12:45:07               |
|--|---|-------------------------------------|-------------------------------------|-------------------------------------|---------------------------------|
| <b>Peripheral Vascular</b>                     |   |                                     |                                     |                                     |                                 |
| RLE Capillary Refill                           | Less than/equal to 3 seconds -JG  | Less than/equal to 3 seconds -JG    | Less than/equal to 3 seconds -JG    | Less than/equal to 3 seconds -JG    | —                               |
| LLE Capillary Refill                           | Less than/equal to 3 seconds -JG  | Less than/equal to 3 seconds -JG    | Less than/equal to 3 seconds -JG    | Less than/equal to 3 seconds -JG    | —                               |
| <b>RLE Neurovascular Assessment</b>            |   |                                     |                                     |                                     |                                 |
| RLE Color                                      | Appropriate for ethnicity -JG   | Appropriate for ethnicity -JG       | Appropriate for ethnicity -JG       | Appropriate for ethnicity -JG       | —                               |
| RLE Temperature/Moisture                       | Warm;Dry -JG  | Warm;Dry -JG                        | Warm;Dry -JG                        | Warm;Dry -JG                        | —                               |
| RLE Sensation                                  | Present -JG   | Present -JG                         | Present -JG                         | Present -JG                         | —                               |
| R Femoral Pulse                                | —   | —                                   | —                                   | — -JG                               | —                               |
| R Pedal Pulse                                  | +2 -JG  | +2 -JG                              | +2 -JG                              | +2 -JG                              | —                               |
| <b>LLE Neurovascular Assessment</b>            |   |                                     |                                     |                                     |                                 |
| LLE Color                                      | Appropriate for ethnicity -JG   | Appropriate for ethnicity -JG       | Appropriate for ethnicity -JG       | Appropriate for ethnicity -JG       | —                               |
| LLE Temperature/Moisture                       | Warm;Dry -JG  | Warm;Dry -JG                        | Warm;Dry -JG                        | Warm;Dry -JG                        | —                               |
| LLE Sensation                                  | Present -JG   | Present -JG                         | Present -JG                         | Present -JG                         | —                               |
| L Pedal Pulse                                  | +2 -JG  | +2 -JG                              | +2 -JG                              | +2 -JG                              | —                               |
| <b>[REMOVED] Surgical 11/01/17 Groin Left</b>  |   |                                     |                                     |                                     |                                 |
| Incision Properties                            | Date Documented: 11/01/17 -JG Time Documented: 1244 -JG Location: Groin -JG Wound Location Orientation: Left -JG Final Assessment Date: 10/10/19 -CR (r) EI (t), automated removal, RA 1205 Final Assessment Time: 1608 -CR (r) EI (t), automated removal, RA 1205  |                                     |                                     |                                     |                                 |
| Site Assessment                                | Other (Comment) -JG   | Other (Comment) -JG                 | Other (Comment) -JG                 | Other (Comment) -JG                 | —                               |
| Surrounding Skin Assessment                    | Intact -JG  | Intact -JG                          | Intact -JG                          | Intact -JG                          | —                               |
| Closure  | UTA -JG   | UTA -JG                             | UTA -JG                             | UTA -JG                             | —                               |
| Drainage Amount                                | None -JG  | None -JG                            | None -JG                            | None -JG                            | —                               |
| Dressing                                       | Barrier Film;Dry dressing;Gauze -JG   | Barrier Film;Dry dressing;Gauze -JG | Barrier Film;Dry dressing;Gauze -JG | Barrier Film;Dry dressing;Gauze -JG | —                               |
| Dressing Assessment                            | Clean;Dry;Intact -JG  | Clean;Dry;Intact -JG                | Clean;Dry;Intact -JG                | Clean;Dry;Intact -JG                | —                               |
| <b>[REMOVED] Surgical 11/01/17 Groin Right</b> |   |                                     |                                     |                                     |                                 |
| Incision Properties                            | Date Documented: 11/01/17 -JG Time Documented: 1244 -JG Location: Groin -JG Wound Location Orientation: Right -JG Final Assessment Date: 10/10/19 -CR (r) EI (t), automated removal, RA 1205 Final Assessment Time: 1608 -CR (r) EI (t), automated removal, RA 1205 |                                     |                                     |                                     |                                 |
| Site Assessment                                | Other (Comment) -JG   | Other (Comment) -JG                 | Other (Comment) -JG                 | Other (Comment) -JG                 | —                               |
| Surrounding Skin Assessment                    | Intact -JG  | Intact -JG                          | Intact -JG                          | Intact -JG                          | —                               |
| Closure  | UTA -JG   | UTA -JG                             | UTA -JG                             | UTA -JG                             | —                               |
| Drainage Amount                                | None -JG  | None -JG                            | None -JG                            | None -JG                            | —                               |
| Dressing                                       | Barrier Film;Dry dressing;Gauze -JG   | Barrier Film;Dry dressing;Gauze -JG | Barrier Film;Dry dressing;Gauze -JG | Barrier Film;Dry dressing;Gauze -JG | —                               |
| Dressing Assessment                            | Clean;Dry;Intact -JG  | Clean;Dry;Intact -JG                | Clean;Dry;Intact -JG                | Clean;Dry;Intact -JG                | —                               |
| Row Name                                       | 11/01/17 1245   | 11/01/17 1241                       | 11/01/17 08:32:31                   | 11/01/17 0718                       | 11/01/17 0711                   |
| <b>Neurological</b>                            |   |                                     |                                     |                                     |                                 |
| Level of Consciousness                         | —   | Alert -JG                           | —                                   | —                                   | Alert -KW                       |
| Neuro (WDL)                                    | —   | WDL -JG                             | —                                   | —                                   | —                               |
| <b>CAM Delirium Assessment</b>                 |   |                                     |                                     |                                     |                                 |
| Feature 1: Acute Onset of Fluctuating Course   | —   | Negative -JG                        | —                                   | —                                   | —                               |
| CAM Delirium Assessment                        | —   | Negative -JG                        | —                                   | —                                   | —                               |
| <b>HEENT</b>                                   |   |                                     |                                     |                                     |                                 |
| HEENT (WDL)                                    | —   | X -JG                               | —                                   | —                                   | X -KW                           |
| R Eye  | —   | Impaired vision -JG                 | —                                   | —                                   | Impaired vision -KW             |
| L Eye  | —   | Impaired vision -JG                 | —                                   | —                                   | Impaired vision -KW             |
| <b>Respiratory</b>                             |   |                                     |                                     |                                     |                                 |
| Respiratory Pattern                            | —   | —                                   | —                                   | —                                   | Regular -KW                     |
| Chest Assessment                               | —   | —                                   | —                                   | —                                   | Chest expansion symmetrical -KW |
| Bilateral Breath Sounds                        | —   | —                                   | —                                   | —                                   | Clear -KW                       |



Flowsheets (all recorded) (continued)

Assessment (continued)

| Row Name                            | 11/01/17 1245                    | 11/01/17 1241                    | 11/01/17 08:32:31 | 11/01/17 0718 | 11/01/17 0711  |
|-------------------------------------|----------------------------------|----------------------------------|-------------------|---------------|--|
| R Breath Sounds                     | ---                              | ---                              | ---               | ---           | Clear -KW  |
| L Breath Sounds                     | ---                              | ---                              | ---               | ---           | Clear -KW  |
| Respiratory (WDL)                   | ---                              | WDL -JG                          | ---               | ---           | ---  |
| Cough                               | ---                              | ---                              | ---               | ---           | None -KW   |
| <b>Oxygen Therapy</b>               |                                  |                                  |                   |               |  |
| SpO2                                | ---                              | ---                              | ---               | 94 % -KW      | ---  |
| O2 Device                           | ---                              | None (Room air) -JG              | Nasal cannula -CC | ---           | ---  |
| O2 Flow Rate (L/min)                | ---                              | ---                              | 3 L/min -CC       | ---           | ---  |
| <b>Incentive Spirometer</b>         |                                  |                                  |                   |               |  |
| Is pt using incentive spirometer?   | ---                              | No -JG                           | ---               | ---           | ---  |
| <b>Cardiac</b>                      |                                  |                                  |                   |               |  |
| Cardiac (WDL)                       | ---                              | WDL -JG                          | ---               | ---           | ---  |
| Heart Sounds                        | ---                              | ---                              | ---               | ---           | S1, S2 -KW   |
| Cardiac Symptoms                    | ---                              | ---                              | ---               | ---           | None -KW   |
| <b>Cardiac</b>                      |                                  |                                  |                   |               |  |
| Cardiac Regularity                  | ---                              | Regular -JG                      | ---               | ---           | Regular -KW  |
| Bedside Cardiac Monitor On          | ---                              | No -JG                           | ---               | ---           | Yes -KW  |
| Bedside Cardiac Audible             | ---                              | ---                              | ---               | ---           | Yes -KW  |
| Bedside Cardiac Alarms Set          | ---                              | ---                              | ---               | ---           | Yes -KW  |
| Telemetry Monitor On                | ---                              | Yes -JG                          | ---               | ---           | ---  |
| Telemetry Audible                   | ---                              | Yes -JG                          | ---               | ---           | ---  |
| Telemetry Alarms Set                | ---                              | Yes -JG                          | ---               | ---           | ---  |
| Telemetry Box Number                | ---                              | 5799 -JG                         | ---               | ---           | ---  |
| <b>Peripheral Vascular</b>          |                                  |                                  |                   |               |  |
| Peripheral Vascular (WDL)           | ---                              | WDL -JG                          | ---               | ---           | WDL -KW  |
| RLE Capillary Refill                | Less than/equal to 3 seconds -JG | ---                              | ---               | ---           | ---  |
| LLE Capillary Refill                | Less than/equal to 3 seconds -JG | Less than/equal to 3 seconds -JG | ---               | ---           | ---  |
| Pulses                              | ---                              | ---                              | ---               | ---           | R radial;R posterior tibial;L posterior tibial;R pedal;L pedal -KW |
| <b>RUE Neurovascular Assessment</b> |                                  |                                  |                   |               |  |
| R Radial Pulse                      | ---                              | +2 -JG                           | ---               | ---           | +2 -KW   |
| <b>LUE Neurovascular Assessment</b> |                                  |                                  |                   |               |  |
| L Radial Pulse                      | ---                              | +2 -JG                           | ---               | ---           | +2 -KW   |
| <b>RLE Neurovascular Assessment</b> |                                  |                                  |                   |               |  |
| RLE Color                           | Appropriate for ethnicity -JG    | ---                              | ---               | ---           | ---  |
| RLE Temperature/Moisture            | Warm;Dry -JG                     | ---                              | ---               | ---           | ---  |
| RLE Sensation                       | Present -JG                      | ---                              | ---               | ---           | ---  |
| R Femoral Pulse                     | ---                              | ---                              | ---               | ---           | ---  |
| R Posterior Tibial Pulse            | ---                              | ---                              | ---               | ---           | +1 -KW   |
| R Pedal Pulse                       | +2 -JG                           | +2 -JG                           | ---               | ---           | +2 -KW   |
| <b>LLE Neurovascular Assessment</b> |                                  |                                  |                   |               |  |
| LLE Color                           | Appropriate for ethnicity -JG    | Appropriate for ethnicity -JG    | ---               | ---           | ---  |
| LLE Temperature/Moisture            | Dry;Warm -JG                     | Dry;Warm -JG                     | ---               | ---           | ---  |
| LLE Sensation                       | Present -JG                      | Present -JG                      | ---               | ---           | ---  |
| L Posterior Tibial Pulse            | ---                              | ---                              | ---               | ---           | +2 -KW   |
| L Pedal Pulse                       | +2 -JG                           | +2 -JG                           | ---               | ---           | +2 -KW   |

[REMOVED] Arterial Sheath 6 Fr. Right Femoral

Arterial/Venous Placement Date: 11/01/17 -KT Placement Time: 0856 -KT Present On Arrival : No -KT Sheath Size: 6 Fr. -KT Line Orientation: Right -KT





WS Kennestone Hospital  
677 Church Street  
Marietta GA 30060-1101  
Inpatient Record

Maurice, Eugene George  
MRN: 561253820, DOB: 1/2/1949, Sex: M  
Adm: 11/1/2017, D/C: 11/2/2017

**Flowsheets (all recorded) (continued)**

**Assessment (continued)**

| Row Name  | 11/01/17 1245  | 11/01/17 1241                              | 11/01/17 08:32:31 | 11/01/17 0718 | 11/01/17 0711 |
|---|--|--|-------------------|---------------|---------------|
| Sheath Properties                                   | Sheath Insertion Site: Femoral -KT Sutured: No -KT Inserted by: Dr. Sheikh -KT Local Anesthetic: Injectable -KT Site Prep: Chlorhexidine -KT Free Flowing Blood Return: Yes -KT Removal Date: 11/01/17 -KT Removal Time: 1202 -KT Removal Reason: Per protocol -KT Initial Post Removal Site Assessment: No complications;Catheter intact -KT  |  |                   |               |               |
| <b>[REMOVED] Arterial Sheath 8 Fr. Left Femoral</b> |  |  |                   |               |               |
| Arterial/Venous Sheath Properties                   | Placement Date: 11/01/17 -KT Placement Time: 0902 -KT Present On Arrival : No -KT Sheath Size: 8 Fr. -KT Line Orientation: Left -KT Sheath Insertion Site: Femoral -KT Sutured: No -KT Inserted by: Dr. Sheikh -KT Local Anesthetic: Injectable -KT Site Prep: Chlorhexidine -KT Free Flowing Blood Return: Yes -KT Removal Date: 11/01/17 -KT Removal Time: 1203 -KT Removal Reason: Per protocol -KT Initial Post Removal Site Assessment: Hematoma;Catheter intact -KT Hematoma Size (Post Removal): 3 - 5 cm -KT, gofball size |  |                   |               |               |
| <b>Integumentary</b>                                |  |  |                   |               |               |
| Integumentary (WDL)                                 | ---  | X -JG                                      | ---               | ---           | WDL -KW       |
| Skin Color  | ---  | Appropriate for ethnicity -JG              | ---               | ---           | ---           |
| Skin Condition/Temp                                 | ---  | Dry;Warm -JG                               | ---               | ---           | ---           |
| Skin Integrity                                      | ---  | Other (Comment) surgical puncture -JG      | ---               | ---           | ---           |
| Skin Location                                       | ---  | L and R groin -JG                          | ---               | ---           | ---           |
| Skin Turgor   | ---  | Non-tenting -JG                            | ---               | ---           | ---           |
| <b>Braden Scale</b>                                 |  |  |                   |               |               |
| Sensory Perceptions                                 | ---  | 4 -JG                                      | ---               | ---           | ---           |
| Moisture  | ---  | 4 -JG                                      | ---               | ---           | ---           |
| Activity  | ---  | 1 -JG                                      | ---               | ---           | ---           |
| Mobility  | ---  | 4 -JG                                      | ---               | ---           | ---           |
| Nutrition   | ---  | 3 -JG                                      | ---               | ---           | ---           |
| Friction and Shear                                  | ---  | 3 -JG                                      | ---               | ---           | ---           |
| Braden Scale Score                                  | ---  | 19 -JG                                     | ---               | ---           | ---           |
| <b>Wound</b>  |  |  |                   |               |               |
| Type of Wound (LDA)                                 | ---  | Surgical -JG                               | Surgical -JG      | ---           | ---           |
| <b>[REMOVED] Surgical 11/01/17 Groin Left</b>       |  |  |                   |               |               |
| Incision Properties                                 | Date Documented: 11/01/17 -JG Time Documented: 1244 -JG Location: Groin -JG Wound Location Orientation: Left -JG Final Assessment Date: 10/10/19 -CR (r) EI (t), automated removal, RA 1205 Final Assessment Time: 1608 -CR (r) EI (t), automated removal, RA 1205   |  |                   |               |               |
| Site Assessment                                     | ---  | Other (Comment) -JG                        | ---               | ---           | ---           |
| Surrounding Skin Assessment                         | ---  | Intact;Other(Comment) hematoma-soft -JG    | ---               | ---           | ---           |
| Closure   | ---  | UTA -JG                                    | ---               | ---           | ---           |
| Drainage Amount                                     | ---  | None -JG                                   | ---               | ---           | ---           |
| Dressing  | ---  | Barrier Film;Dry dressing;Gauze -JG        | ---               | ---           | ---           |
| Dressing Assesment                                  | ---  | Clean;Dry;Intact;Occlusive -JG             | ---               | ---           | ---           |
| <b>[REMOVED] Surgical 11/01/17 Groin Right</b>      |  |  |                   |               |               |
| Incision Properties                                 | Date Documented: 11/01/17 -JG Time Documented: 1244 -JG Location: Groin -JG Wound Location Orientation: Right -JG Final Assessment Date: 10/10/19 -CR (r) EI (t), automated removal, RA 1205 Final Assessment Time: 1608 -CR (r) EI (t), automated removal, RA 1205  |  |                   |               |               |
| Site Assessment                                     | ---  | Other (Comment) -JG                        | ---               | ---           | ---           |
| Surrounding Skin Assessment                         | ---  | Intact -JG                                 | ---               | ---           | ---           |
| Closure   | ---  | UTA -JG                                    | ---               | ---           | ---           |
| Drainage Amount                                     | ---  | None -JG                                   | ---               | ---           | ---           |
| Dressing  | ---  | Barrier Film;Dry dressing;Gauze -JG        | ---               | ---           | ---           |
| Dressing Assesment                                  | ---  | Dry;Clean;Intact;Occlusive;Transparent -JG | ---               | ---           | ---           |
| <b>Musculoskeletal</b>                              |  |  |                   |               |               |
| Musculoskeletal (WDL)                               | ---  | WDL -JG                                    | ---               | ---           | ---           |
| <b>Get-Up-And-Go Test</b>                           |  |  |                   |               |               |
| Get-Up-And-Go Test: "Rising from Chair"             | ---  | 4d Ordered bed rest -JG                    | ---               | ---           | ---           |
| <b>Gastrointestinal</b>                             |  |  |                   |               |               |
| Gastrointestinal (WDL)                              | ---  | WDL -JG                                    | ---               | ---           | WDL -KW       |
| Last BM Date  | ---  | 10/31/17 per patient -JG                   | ---               | ---           | ---           |
| <b>Genitourinary</b>                                |  |  |                   |               |               |





WS Kennestone Hospital  
 677 Church Street  
 Marietta GA 30060-1101  
 Inpatient Record

Maurice, Eugene George  
 MRN: 561253820, DOB: 1/2/1949, Sex: M  
 Adm: 11/1/2017, D/C: 11/2/2017

**Flowsheets (all recorded) (continued)**

**Assessment (continued)**

| Row Name  | 11/01/17 1245 | 11/01/17 1241           | 11/01/17 08:32:31 | 11/01/17 0718 | 11/01/17 0711         |
|---|---------------|-------------------------|-------------------|---------------|-----------------------|
| Genitourinary (WDL)   | —             | WDL -JG                 | —                 | —             | —                     |
| <b>Psychosocial</b>   |               |                         |                   |               |                       |
| Psychosocial (WDL)  | —             | WDL -JG                 | —                 | —             | WDL -KW               |
| <b>Charting Type</b>  |               |                         |                   |               |                       |
| Charting Type   | —             | Admission -JG           | —                 | —             | Admission -KW         |
| <b>Cardiac</b>  |               |                         |                   |               |                       |
| Cardiac Rhythm  | —             | Normal sinus rhythm -JG | —                 | —             | Sinus bradycardia -KW |
| <b>Hendrich II Fall Risk Model (View Only)</b>              |               |                         |                   |               |                       |
| Confusion/Disorientation/Impulsivity (View Only)            | —             | 0 -JG                   | —                 | —             | —                     |
| Symptomatic Depression (View Only)                          | —             | 0 -JG                   | —                 | —             | —                     |
| Altered Elimination (View Only)                             | —             | 0 -JG                   | —                 | —             | —                     |
| Dizziness/Vertigo (View Only)                               | —             | 0 -JG                   | —                 | —             | —                     |
| Gender (Male) View Only                                     | —             | 1 -JG                   | —                 | —             | —                     |
| Any Administered Benzodiazepines (View Only)                | —             | 0 -JG                   | —                 | —             | —                     |
| Hendrich II Total Score (Calculated) View Only              | —             | 5 -JG                   | —                 | —             | —                     |
| <b>OTHER</b>  |               |                         |                   |               |                       |
| Any Administered Antiepileptics (Anticonvulsants) View Only | —             | 0 -JG                   | —                 | —             | —                     |

| Row Name            | 11/01/17 0658 | 11/01/17 0657        |
|---------------------|---------------|----------------------|
| <b>tPA Time out</b> |               |                      |
| Weight              | —             | 95.7 kg (211 lb) -KW |
| <b>Braden Scale</b> |               |                      |
| Sensory Perceptions | 4 -KW         | —                    |
| Moisture            | 4 -KW         | —                    |
| Activity            | 4 -KW         | —                    |
| Mobility            | 4 -KW         | —                    |
| Nutrition           | 4 -KW         | —                    |
| Friction and Shear  | 3 -KW         | —                    |
| Braden Scale Score  | 23 -KW        | —                    |



WS Kennestone Hospital  
677 Church Street  
Marietta GA 30060-1101  
Inpatient Record

Maurice, Eugene George  
MRN: 561253820, DOB: 1/2/1949, Sex: M  
Adm: 11/1/2017, D/C: 11/2/2017

**Flowsheets (all recorded)**

**CCP Vitals, Intake and Output**

| Row Name           | 11/02/17 11:32:20                   | 11/02/17 0900       | 11/02/17 0732 | 11/02/17 07:25:45                   | 11/02/17 03:53:02                   |
|--------------------|-------------------------------------|---------------------|---------------|-------------------------------------|-------------------------------------|
| <b>Vitals</b>      |                                     |                     |               |                                     |                                     |
| Temp               | 97.3 °F (36.3 °C) -DI (r)<br>RG (t) | —                   | —             | 97.8 °F (36.6 °C) -DI (r)<br>RG (t) | 97.9 °F (36.6 °C) -DI (r)<br>TA (t) |
| Temp src           | —                                   | —                   | —             | Oral -RG                            | Oral -TA                            |
| Pulse              | 61 -DI (r) RG (t)                   | —                   | —             | 67 -DI (r) RG (t)                   | —                                   |
| Heart Rate Source  | —                                   | —                   | —             | Monitor -RG                         | —                                   |
| Resp               | 16 -DI (r) RG (t)                   | —                   | —             | 18 -RG                              | 17 -DI (r) TA (t)                   |
| Respiration Source | —                                   | —                   | —             | visual -RG                          | —                                   |
| BP                 | 159/73 -DI (r) RG (t)               | —                   | —             | 139/71 -DI (r) RG (t)               | —                                   |
| BP Location        | —                                   | —                   | —             | Right arm -RG                       | —                                   |
| BP Method          | —                                   | —                   | —             | Portable -RG                        | —                                   |
| Patient Position   | —                                   | —                   | —             | Supine -RG                          | —                                   |
| SpO2               | 97 % -DI (r) RG (t)                 | —                   | —             | 95 % -DI (r) RG (t)                 | —                                   |
| O2 Device          | —                                   | None (Room air) -JG | —             | None (Room air) -RG                 | —                                   |
| Weight             | —                                   | —                   | —             | —                                   | 97.1 kg (214 lb 1.1 oz)<br>-TA      |
| Weight Method      | —                                   | —                   | —             | —                                   | Actual -TA                          |
| <b>Output (mL)</b> |                                     |                     |               |                                     |                                     |
| Urine              | —                                   | —                   | 1450 mL -RG   | —                                   | 1400 mL -TA                         |

**[REMOVED] External Urinary Catheter**

External Urinary Catheter Properties Placement Date: 11/01/17 -KW Placement Time: 0735 -KW Inserted by: patient -KW External Urinary Catheter Sizes: Small -KW Removal Date: 01/16/18 -MW Removal Time: 2219 -MW

| Row Name           | 11/02/17 03:16:07     | 11/01/17 22:12:48                   | 11/01/17 19:49:06                   | 11/01/17 1845                   | 11/01/17 1822 |
|--------------------|-----------------------|-------------------------------------|-------------------------------------|---------------------------------|---------------|
| <b>Vitals</b>      |                       |                                     |                                     |                                 |               |
| Temp               | —                     | 98.5 °F (36.9 °C) -DI (r)<br>TA (t) | 98.2 °F (36.8 °C) -DI (r)<br>TA (t) | —                               | —             |
| Temp src           | —                     | Oral -TA                            | Oral -TA                            | —                               | —             |
| Pulse              | 68 -DI (r) NB (t)     | 69 -DI (r) TA (t)                   | 65 -DI (r) TA (t)                   | —                               | —             |
| Heart Rate Source  | —                     | Monitor -TA                         | Monitor -TA                         | —                               | —             |
| Resp               | —                     | 17 -DI (r) TA (t)                   | 17 -DI (r) TA (t)                   | —                               | —             |
| Respiration Source | —                     | visual -TA                          | visual -TA                          | —                               | —             |
| BP                 | 129/62 -DI (r) NB (t) | 122/62 -DI (r) TA (t)               | 110/63 -DI (r) TA (t)               | —                               | —             |
| BP Location        | —                     | Right arm -TA                       | Right arm -TA                       | —                               | —             |
| BP Method          | —                     | Portable -TA                        | Portable -TA                        | —                               | —             |
| Patient Position   | —                     | Supine -TA                          | Supine -TA                          | —                               | —             |
| SpO2               | 94 % -DI (r) NB (t)   | 93 % -DI (r) TA (t)                 | 94 % -DI (r) TA (t)                 | —                               | —             |
| O2 Device          | —                     | None (Room air) -TA                 | None (Room air) -TA                 | —                               | —             |
| Weight             | —                     | —                                   | —                                   | 97.4 kg (214 lb 11.2 oz)<br>-AG | —             |
| Weight Method      | —                     | —                                   | —                                   | Actual -AG                      | —             |

**[REMOVED] External Urinary Catheter**

External Urinary Catheter Properties Placement Date: 11/01/17 -KW Placement Time: 0735 -KW Inserted by: patient -KW External Urinary Catheter Sizes: Small -KW Removal Date: 01/16/18 -MW Removal Time: 2219 -MW

**sodium chloride 0.9% (NS) infusion**

|      |   |   |   |   |  |
|------|---|---|---|---|--|
| Rate | — | — | — | — | *0 There are multiple administrations at this time. Please see the MAR for detailed information. -JG |
|------|---|---|---|---|--|

**sodium chloride 0.9% (NS) infusion**

|      |   |   |   |   |  |
|------|---|---|---|---|--|
| Rate | — | — | — | — | *0 There are multiple administrations at this time. Please see the MAR for detailed information. -JG |
|------|---|---|---|---|--|

| Row Name           | 11/01/17 18:17:07     | 11/01/17 18:15:27     | 11/01/17 18:11:44                   | 11/01/17 1747 | 11/01/17 1340 |
|--------------------|-----------------------|-----------------------|-------------------------------------|---------------|---------------|
| <b>Vitals</b>      |                       |                       |                                     |               |               |
| Temp               | —                     | —                     | 98.1 °F (36.7 °C) -DI (r)<br>AG (t) | —             | —             |
| Temp src           | —                     | —                     | Oral -AG                            | —             | —             |
| Pulse              | 72 -DI (r) AG (t)     | 74 -DI (r) AG (t)     | —                                   | —             | —             |
| Resp               | —                     | —                     | 20 -DI (r) AG (t)                   | —             | —             |
| Respiration Source | —                     | —                     | visual -AG                          | —             | —             |
| BP                 | 146/70 -DI (r) AG (t) | 161/77 -DI (r) AG (t) | 130/61 -DI (r) AG (t)               | —             | —             |



WS Kennestone Hospital  
677 Church Street  
Marietta GA 30060-1101  
Inpatient Record

Maurice, Eugene George  
MRN: 561253820, DOB: 1/2/1949, Sex: M  
Adm: 11/1/2017, D/C: 11/2/2017

**Flowsheets (all recorded) (continued)**

**CCP Vitals, Intake and Output (continued)**

| Row Name         | 11/01/17 18:17:07   | 11/01/17 18:15:27   | 11/01/17 18:11:44   | 11/01/17 1747 | 11/01/17 1340 |
|------------------|---------------------|---------------------|---------------------|---------------|---------------|
| BP Location      | Right arm -AG       | Right arm -AG       | Right arm -AG       | ---           | ---           |
| BP Method        | Portable -AG        | Portable -AG        | Portable -AG        | ---           | ---           |
| Patient Position | Standing -AG        | Sitting -AG         | Supine -AG          | ---           | ---           |
| O2 Device        | None (Room air) -AG | None (Room air) -AG | None (Room air) -AG | ---           | ---           |

**Output (mL)**

|       |     |     |     |             |     |
|-------|-----|-----|-----|-------------|-----|
| Urine | --- | --- | --- | 1000 mL -AG | --- |
|-------|-----|-----|-----|-------------|-----|

**[REMOVED] External Urinary Catheter**

|                                      |   |
|--------------------------------------|---|
| External Urinary Catheter Properties | Placement Date: 11/01/17 -KW Placement Time: 0735 -KW Inserted by: patient -KW External Urinary Catheter Sizes: Small -KW Removal Date: 01/16/18 -MW Removal Time: 2219 -MW |
|--------------------------------------|---|

**sodium chloride 0.9% (NS) infusion**

|      |     |     |     |     |  |
|------|-----|-----|-----|-----|--|
| Rate | --- | --- | --- | --- | *0 There are multiple administrations at this time. Please see the MAR for detailed information. -JG |
|------|-----|-----|-----|-----|--|

| Row Name | 11/01/17 1339 | 11/01/17 1253 | 11/01/17 12:45:07 | 11/01/17 1241 | 11/01/17 12:12:43 |
|----------|---------------|---------------|-------------------|---------------|-------------------|
|----------|---------------|---------------|-------------------|---------------|-------------------|

**Vitals**

|                    |     |     |                                  |                     |     |
|--------------------|-----|-----|----------------------------------|---------------------|-----|
| Temp               | --- | --- | 98.1 °F (36.7 °C) -DI (r) AG (t) | ---                 | --- |
| Temp src           | --- | --- | Oral -AG                         | ---                 | --- |
| Pulse              | --- | --- | 58 -DI (r) AG (t)                | ---                 | --- |
| Heart Rate Source  | --- | --- | Monitor -AG                      | ---                 | --- |
| Resp               | --- | --- | 16 -DI (r) AG (t)                | ---                 | --- |
| Respiration Source | --- | --- | visual -AG                       | ---                 | --- |
| BP                 | --- | --- | 156/88 -DI (r) AG (t)            | ---                 | --- |
| BP Location        | --- | --- | Right arm -AG                    | ---                 | --- |
| BP Method          | --- | --- | Portable -AG                     | ---                 | --- |
| Patient Position   | --- | --- | Supine -AG                       | ---                 | --- |
| SpO2               | --- | --- | 93 % -DI (r) AG (t)              | ---                 | --- |
| O2 Device          | --- | --- | None (Room air) -AG              | None (Room air) -JG | --- |

**[REMOVED] External Urinary Catheter**

|                                      |   |
|--------------------------------------|---|
| External Urinary Catheter Properties | Placement Date: 11/01/17 -KW Placement Time: 0735 -KW Inserted by: patient -KW External Urinary Catheter Sizes: Small -KW Removal Date: 01/16/18 -MW Removal Time: 2219 -MW |
|--------------------------------------|---|

**sodium chloride 0.9% (NS) infusion**

|      |     |     |     |     |   |
|------|-----|-----|-----|-----|---|
| Rate | --- | --- | --- | --- | * There are multiple administrations at this time. Please see the MAR for detailed information. -KT |
|------|-----|-----|-----|-----|---|

**sodium chloride 0.9% (NS) infusion**

|      |   |   |     |     |     |
|------|---|---|-----|-----|-----|
| Rate | * There are multiple administrations at this time. Please see the MAR for detailed information. -JG | * There are multiple administrations at this time. Please see the MAR for detailed information. -JG | --- | --- | --- |
|------|---|---|-----|-----|-----|

| Row Name | 11/01/17 0854 | 11/01/17 08:32:31 | 11/01/17 0741 | 11/01/17 0721 | 11/01/17 0718 |
|----------|---------------|-------------------|---------------|---------------|---------------|
|----------|---------------|-------------------|---------------|---------------|---------------|

**Vitals**

|                   |     |                   |     |     |                       |
|-------------------|-----|-------------------|-----|-----|-----------------------|
| Temp              | --- | ---               | --- | --- | 97.8 °F (36.6 °C) -KW |
| Temp src          | --- | ---               | --- | --- | Oral -KW              |
| Pulse             | --- | ---               | --- | --- | 55 -KW                |
| Heart Rate Source | --- | ---               | --- | --- | Monitor -KW           |
| Resp              | --- | ---               | --- | --- | 16 -KW                |
| BP                | --- | ---               | --- | --- | 117/58 -KW            |
| SpO2              | --- | ---               | --- | --- | 94 % -KW              |
| O2 Device         | --- | Nasal cannula -CC | --- | --- | ---                   |

**[REMOVED] External Urinary Catheter**

|                                      |   |
|--------------------------------------|---|
| External Urinary Catheter Properties | Placement Date: 11/01/17 -KW Placement Time: 0735 -KW Inserted by: patient -KW External Urinary Catheter Sizes: Small -KW Removal Date: 01/16/18 -MW Removal Time: 2219 -MW |
|--------------------------------------|---|

|                      |     |     |                           |     |     |
|----------------------|-----|-----|---------------------------|-----|-----|
| Collection Container | --- | --- | Standard drainage bag -KW | --- | --- |
|----------------------|-----|-----|---------------------------|-----|-----|

**sodium chloride 0.9% (NS) bolus**

|            |                 |     |     |                 |     |
|------------|-----------------|-----|-----|-----------------|-----|
| Bolus Dose | *0 mL/kg/hr -KT | --- | --- | *3 mL/kg/hr -KW | --- |
|------------|-----------------|-----|-----|-----------------|-----|



WS Kennestone Hospital  
 677 Church Street  
 Marietta GA 30060-1101  
 Inpatient Record

Maurice, Eugene George  
 MRN: 561253820, DOB: 1/2/1949, Sex: M  
 Adm: 11/1/2017, D/C: 11/2/2017

**Flowsheets (all recorded) (continued)**

**CCP Vitals, Intake and Output (continued)**

| Row Name                           | 11/01/17 0854   | 11/01/17 08:32:31 | 11/01/17 0741 | 11/01/17 0721 | 11/01/17 0718 |
|------------------------------------|---|-------------------|---------------|---------------|---------------|
| sodium chloride 0.9% (NS) infusion |   |                   |               |               |               |
| Rate                               | * There are multiple administrations at this time. Please see the MAR for detailed information. -KT |                   |               |               |               |
|                                    |   |                   |               |               |               |
| Row Name                           | 11/01/17 0657   |                   |               |               |               |
| <b>Vitals</b>                      |   |                   |               |               |               |
| Height                             | 67" (1.702 m) -KW   |                   |               |               |               |
| Weight                             | 95.7 kg (211 lb) -KW  |                   |               |               |               |
| Weight Method                      | Stated -KW  |                   |               |               |               |





WS Kennestone Hospital  
 677 Church Street  
 Marietta GA 30060-1101  
 Inpatient Record

Maurice, Eugene George  
 MRN: 561253820, DOB: 1/2/1949, Sex: M  
 Adm: 11/1/2017, D/C: 11/2/2017

**Flowsheets (all recorded)**

**Screenings**

| Row Name   | 11/02/17 0900 | 11/01/17 1930 | 11/01/17 1241  | 11/01/17 0709 | 11/01/17 0702  |
|--|---------------|---------------|--|---------------|--|
| <b>Advance Directives (For Healthcare)</b>                       |               |               |  |               |  |
| Advance Directive  | —             | —             | Patient does not have advance directive;Patient would not like information -JG                           | —             | Patient does not have advance directive;Patient would not like information -KW |
| Healthcare Agent Appointed                                       | —             | —             | No -JG   | —             | —  |
| Pre-existing Allow Natural Death Order                           | —             | —             | No -JG   | —             | —  |
| Information Provided on Healthcare Directives                    | —             | —             | No -JG   | —             | —  |
| Patient Requests Assistance (Retired)                            | —             | —             | No -JG   | —             | —  |
| <b>Nutrition Screen Scoring (Retired)</b>                        |               |               |  |               |  |
| Weight Loss in the past 3 months (Retired)                       | —             | —             | 1 -JG  | —             | —  |
| BMI (Body Mass Index)-Retired                                    | —             | —             | 0 -JG  | —             | —  |
| Appetite (Retired)   | —             | —             | 0 -JG  | —             | —  |
| Ability to eat/retain food (Retired)                             | —             | —             | 0 -JG  | —             | —  |
| Stress factors (Retired)   | —             | —             | 1 -JG  | —             | —  |
| Total Nutrition Screen Score (Retired)                           | —             | —             | 2 -JG  | —             | —  |
| <b>ADL Screening</b>   |               |               |  |               |  |
| Patient's Vision Adequate to Safely Complete Daily Activities    | —             | —             | Yes -JG  | —             | —  |
| Patient's Judgement Adequate to Safely Complete Daily Activities | —             | —             | Yes -JG  | —             | —  |
| Patient's Memory Adequate to Safely Complete Daily Activities    | —             | —             | Yes -JG  | —             | —  |
| Patient Able to Express Needs/Desires                            | —             | —             | Yes -JG  | —             | —  |
| Expression of Ideas and Wants                                    | —             | —             | 4 - Express complex messages without difficulty and with speech that is clear and easy to understand -JG | —             | —  |
| Which is your dominant hand?                                     | —             | —             | Right -JG  | —             | —  |
| Dressing   | —             | —             | Independent -JG  | —             | —  |
| Grooming   | —             | —             | Independent -JG  | —             | —  |
| Feeding  | —             | —             | Independent -JG  | —             | —  |
| Bathing  | —             | —             | Independent -JG  | —             | —  |
| Toileting  | —             | —             | Independent -JG  | —             | —  |
| In/Out Bed   | —             | —             | Independent -JG  | —             | —  |
| Walks in Home  | —             | —             | Independent -JG  | —             | —  |
| Weakness of Legs   | —             | —             | None -JG   | —             | —  |
| Weakness of Arms/Hands   | —             | —             | None -JG   | —             | —  |
| Hearing - Right Ear  | —             | —             | Functional -JG   | —             | —  |
| Hearing - Left Ear   | —             | —             | Functional -JG   | —             | —  |
| <b>Assistive Devices</b>   |               |               |  |               |  |
| Assistive Devices  | —             | —             | Eyeglasses -JG   | —             | —  |
| <b>Therapy Consults (RETIRED)</b>                                |               |               |  |               |  |
| PT Evaluation Needed (RETIRED)                                   | —             | —             | 2 -JG  | —             | —  |
| OT Evaluation  | —             | —             | 2 -JG  | —             | —  |



WS Kennestone Hospital  
677 Church Street  
Marietta GA 30060-1101  
Inpatient Record

Maurice, Eugene George  
MRN: 561253820, DOB: 1/2/1949, Sex: M  
Adm: 11/1/2017, D/C: 11/2/2017

**Flowsheets (all recorded) (continued)**

**Screenings (continued)**

| Row Name  | 11/02/17 0900 | 11/01/17 1930           | 11/01/17 1241                        | 11/01/17 0709 | 11/01/17 0702 |
|---|---------------|-------------------------|--------------------------------------|---------------|---------------|
| Needed (RETIRED)                                    |               |                         |                                      |               |               |
| SLP Evaluation Needed (RETIRED)                     | —             | —                       | 2 -JG                                | —             | —             |
| <b>Values/Beliefs</b>                               |               |                         |                                      |               |               |
| Cultural Preferences Affecting Hospitalization      | —             | —                       | —                                    | No -KW        | —             |
| Spiritual Preferences Affecting Hospitalization     | —             | —                       | —                                    | No -KW        | —             |
| <b>Nursing Referrals</b>                            |               |                         |                                      |               |               |
| Spiritual Health Consult                            | —             | —                       | No -JG                               | —             | —             |
| Social Services Consult                             | —             | —                       | No -JG                               | —             | —             |
| <b>Braden Scale</b>                                 |               |                         |                                      |               |               |
| Sensory Perceptions                                 | 4 -JG         | 4 -NB                   | 4 -JG                                | —             | —             |
| Moisture  | 4 -JG         | 4 -NB                   | 4 -JG                                | —             | —             |
| Activity  | 3 -JG         | 1 -NB                   | 1 -JG                                | —             | —             |
| Mobility  | 4 -JG         | 4 -NB                   | 4 -JG                                | —             | —             |
| Nutrition   | 3 -JG         | 3 -NB                   | 3 -JG                                | —             | —             |
| Friction and Shear                                  | 3 -JG         | 3 -NB                   | 3 -JG                                | —             | —             |
| Braden Scale Score                                  | 21 -JG        | 19 -NB                  | 19 -JG                               | —             | —             |
| <b>Discharge Planning</b>                           |               |                         |                                      |               |               |
| Anticipated assistance needed at discharge          | —             | —                       | No -JG                               | —             | —             |
| Barriers to discharge                               | —             | —                       | Line/Drain removal;prescriptions -JG | —             | —             |
| Discharge plan consult/Discharge referrals needed   | —             | —                       | none -JG                             | —             | —             |
| <b>Nurse-Driven Mobility Guidelines</b>             |               |                         |                                      |               |               |
| Get-Up-And-Go Test: "Rising from Chair"             | 1 -JG         | 4d Ordered bed rest -NB | 4d Ordered bed rest -JG              | —             | —             |
| <b>Abuse Assessment</b>                             |               |                         |                                      |               |               |
| Safe in Home  | —             | —                       | Yes -JG                              | —             | —             |
| Do you feel threatened or unsafe in a relationship? | —             | —                       | No -JG                               | —             | —             |
| Are you in immediate danger?                        | —             | —                       | No -JG                               | —             | —             |
| Do you feel neglected?                              | —             | —                       | No -JG                               | —             | —             |
| Physical harm?                                      | —             | —                       | No -JG                               | —             | —             |
| Verbal harm   | —             | —                       | No -JG                               | —             | —             |

| Row Name  | 11/01/17 0659 | 11/01/17 0658 | 11/01/17 0653 | 11/01/17 0652  | 10/10/17 0001 |
|---|---------------|---------------|---------------|--|---------------|
| <b>Advance Directives (For Healthcare)</b>                              |               |               |               |  |               |
| Have you reviewed your Advance Directive and is it valid for this stay? | —             | —             | —             | Not applicable -KW   | —             |
| Advance Directive   | —             | —             | —             | Patient does not have advance directive;Patient would not like information -KW | —             |
| Healthcare Agent's Name   | —             | —             | —             | wife-Shirley -KW   | —             |
| Healthcare Agent's Phone Number   | —             | —             | —             | 678 910 2476 -KW   | —             |
| Pre-existing Allow Natural Death Order                                  | —             | —             | —             | No -KW   | —             |
| Information Provided on Healthcare Directives                           | —             | —             | —             | No -KW   | —             |
| Patient Requests Assistance (Retired)                                   | —             | —             | —             | No -KW   | —             |



WS Kennestone Hospital  
 677 Church Street  
 Marietta GA 30060-1101  
 Inpatient Record

Maurice, Eugene George  
 MRN: 561253820, DOB: 1/2/1949, Sex: M  
 Adm: 11/1/2017, D/C: 11/2/2017

**Flowsheets (all recorded) (continued)**

**Screenings (continued)**

| Row Name  | 11/01/17 0659 | 11/01/17 0658 | 11/01/17 0653         | 11/01/17 0652 | 10/10/17 0001             |
|---|---------------|---------------|-----------------------|---------------|---------------------------|
| <b>Patient Belongings at Bedside</b>  |               |               |                       |               |                           |
| Belongings at Bedside   | ---           | ---           | Eyeglasses wallet -KW | ---           | ---                       |
| Belongings sent to security (Retired)   | ---           | ---           | No -KW                | ---           | ---                       |
| (RETIRED)Belongings Sent Home   | ---           | ---           | No -KW                | ---           | ---                       |
| <b>Patient Medications</b>  |               |               |                       |               |                           |
| Medications brought by patient?   | ---           | ---           | No -KW                | ---           | ---                       |
| <b>Suicide/Harm Risk</b>  |               |               |                       |               |                           |
| Ever harm self (Retired)  | No -KW        | ---           | ---                   | ---           | ---                       |
| Current thoughts (Retired)  | No -KW        | ---           | ---                   | ---           | ---                       |
| Self harm plan (Retired)  | No -KW        | ---           | ---                   | ---           | ---                       |
| Patient information obtained from   | Patient -KW   | ---           | ---                   | ---           | ---                       |
| <b>Braden Scale</b>   |               |               |                       |               |                           |
| Sensory Perceptions   | ---           | 4 -KW         | ---                   | ---           | ---                       |
| Moisture  | ---           | 4 -KW         | ---                   | ---           | ---                       |
| Activity  | ---           | 4 -KW         | ---                   | ---           | ---                       |
| Mobility  | ---           | 4 -KW         | ---                   | ---           | ---                       |
| Nutrition   | ---           | 4 -KW         | ---                   | ---           | ---                       |
| Friction and Shear  | ---           | 3 -KW         | ---                   | ---           | ---                       |
| Braden Scale Score  | ---           | 23 -KW        | ---                   | ---           | ---                       |
| <b>Pressure Ulcer Present on Admission (IF YES, DOCUMENT BY GOING TO: 1) NOTES ACTIVITY 2) PROGRESS NOTES 3) TYPE "PRESSURE ULCER ON ADMISSION" IN SMART TEXT BOX 4) CLICK CO-SIGN WITH MD SIGNATURE)</b> |               |               |                       |               |                           |
| Pressure ulcer present on admission   | ---           | No -KW        | ---                   | ---           | ---                       |
| <b>Discharge Planning</b>   |               |               |                       |               |                           |
| Living Situation Prior to Admission   | ---           | ---           | ---                   | ---           | Home -KW                  |
| Primary Caregiver   | ---           | ---           | ---                   | ---           | Family (relationship) -KW |
| Anticipated assistance needed at discharge  | ---           | ---           | ---                   | ---           | No -KW                    |



WS Kennestone Hospital  
677 Church Street  
Marietta GA 30060-1101  
Inpatient Record

Maurice, Eugene George  
MRN: 561253820, DOB: 1/2/1949, Sex: M  
Adm: 11/1/2017, D/C: 11/2/2017

**Flowsheets (all recorded)**

**Suicide Risk**

| Row Name                                  | 11/01/17 0659 |
|---|---------------|
| <b>Suicide/Harm Risk</b>                  |               |
| Ever harm self (Retired)                  | No -KW        |
| Current thoughts (Retired)                | No -KW        |
| Self harm plan (Retired)                  | No -KW        |
| Patient information obtained from         | Patient -KW   |
| <b>Suicide Risk (Retired)</b>             |               |
| Is patient at risk for suicide? (Retired) | No -KW        |





WS Kennestone Hospital  
677 Church Street  
Marietta GA 30060-1101  
Inpatient Record

Maurice, Eugene George  
MRN: 561253820, DOB: 1/2/1949, Sex: M  
Adm: 11/1/2017, D/C: 11/2/2017

**Flowsheets (all recorded)**

**Daily Cares/Safety**

| Row Name                                      | 11/02/17 1200 | 11/02/17 0900 | 11/02/17 0400                      | 11/01/17 2000     | 11/01/17 1800   |
|---|---------------|---------------|------------------------------------|-------------------|---|
| <b>Safe Environment</b>                       |               |               |                                    |                   |   |
| Arm Bands On                                  | ---           | ---           | ---                                | ---               | ID;Allergies -AG  |
| Safety Checks                                 | ---           | ---           | ---                                | ---               | Overbed table in reach;Bed in lowest position;Wheels on bed locked;Wheels on chair locked;NonSkid Footwear on;Call light in reach -AG |
| Safety Alarm Verified                         | ---           | ---           | ---                                | ---               | Bed -AG   |
| Side Rails/Bed Safety                         | ---           | ---           | ---                                | ---               | 3/4 -AG   |
| <b>Mobility</b>                               |               |               |                                    |                   |   |
| Mobility Intervention                         | ---           | ---           | ---                                | ---               | Bedrest -AG   |
| Level of Assistance                           | ---           | ---           | ---                                | ---               | Minimal assist, patient does 75% or more -AG  |
| Active Range of Motion                        | ---           | ---           | ---                                | ---               | Active;All extremities -AG  |
| <b>Patient Position</b>                       |               |               |                                    |                   |   |
| Head of Bed Elevated > / = 30 degrees         | ---           | ---           | ---                                | ---               | HOB less than 20 -AG  |
| Repositioned                                  | ---           | ---           | ---                                | ---               | Semi Fowler's -AG   |
| <b>Anti-Embolism Devices</b>                  |               |               |                                    |                   |   |
| Anti-Embolism Devices                         | Off -JG       | ---           | ---                                | Off -NB           | ---   |
| <b>Hygiene</b>                                |               |               |                                    |                   |   |
| Foley Care/ Peri Care Performed by            | ---           | ---           | Completed -TA<br>Nursing Staff -TA | ---               | ---   |
| <b>Incentive Spirometer</b>                   |               |               |                                    |                   |   |
| Is pt using incentive spirometer?             | ---           | No -JG        | ---                                | No -NB            | ---   |
| IS Tx Not Given                               | ---           | ---           | ---                                | Not Indicated -NB | ---   |
| <b>Family/Significant Other Communication</b> |               |               |                                    |                   |   |
| Family/Significant Other Update               | ---           | ---           | ---                                | ---               | Visiting -AG  |
| <b>Telemetry Details</b>                      |               |               |                                    |                   |   |
| Telemetry Monitor On                          | ---           | Yes -JG       | ---                                | ---               | Yes -AG   |
| Telemetry Audible                             | ---           | Yes -JG       | ---                                | ---               | Yes -AG   |
| Telemetry Box Number                          | ---           | 5799 -JG      | ---                                | ---               | 5799 -AG  |
| Telemetry Alarms Set                          | ---           | Yes -JG       | ---                                | ---               | Yes -AG   |

| Row Name                              | 11/01/17 1600   | 11/01/17 1400   | 11/01/17 1241 |
|---------------------------------------|---|---|---------------|
| <b>Safe Environment</b>               |   |   |               |
| Arm Bands On                          | ID;Allergies -AG  | ID;Allergies -AG  | ---           |
| Safety Checks                         | Overbed table in reach;Bed in lowest position;Wheels on bed locked;Wheels on chair locked;NonSkid Footwear on;Call light in reach -AG | Overbed table in reach;Bed in lowest position;Wheels on bed locked;Wheels on chair locked;NonSkid Footwear on;Call light in reach -AG | ---           |
| Safety Alarm Verified                 | Bed -AG   | Bed -AG   | ---           |
| Side Rails/Bed Safety                 | 3/4 -AG   | 3/4 -AG   | ---           |
| <b>Mobility</b>                       |   |   |               |
| Mobility Intervention                 | Bedrest -AG   | Bedrest -AG   | ---           |
| Level of Assistance                   | Minimal assist, patient does 75% or more -AG  | Minimal assist, patient does 75% or more -AG  | ---           |
| Active Range of Motion                | Active;All extremities -AG  | Active;All extremities -AG  | ---           |
| <b>Patient Position</b>               |   |   |               |
| Head of Bed Elevated > / = 30 degrees | HOB less than 20 -AG  | HOB less than 20 -AG  | ---           |
| Repositioned                          | Supine -AG  | Supine -AG  | ---           |
| <b>Anti-Embolism Devices</b>          |   |   |               |
| Anti-Embolism                         | ---   | ---   | Off -JG       |



WS Kennestone Hospital  
677 Church Street  
Marietta GA 30060-1101  
Inpatient Record

Maurice, Eugene George  
MRN: 561253820, DOB: 1/2/1949, Sex: M  
Adm: 11/1/2017, D/C: 11/2/2017

**Flowsheets (all recorded) (continued)**

**Daily Cares/Safety (continued)**

| Row Name                               | 11/01/17 1600 | 11/01/17 1400 | 11/01/17 1241 |
|--|---------------|---------------|---------------|
| Devices                                |               |               |               |
| Incentive Spirometer                   |               |               |               |
| Is pt using incentive spirometer?      | —             | —             | No -JG        |
| Family/Significant Other Communication |               |               |               |
| Family/Significant Other Update        | Visiting -AG  | Visiting -AG  | Visiting -AG  |
| Telemetry Details                      |               |               |               |
| Telemetry Monitor On                   | Yes -AG       | —             | Yes -JG       |
| Telemetry Audible                      | Yes -AG       | —             | Yes -JG       |
| Telemetry Box Number                   | 5799 -AG      | —             | 5799 -JG      |
| Telemetry Alarms Set                   | Yes -AG       | —             | Yes -JG       |



WS Kennestone Hospital  
677 Church Street  
Marietta GA 30060-1101  
Inpatient Record

Maurice, Eugene George  
MRN: 561253820, DOB: 1/2/1949, Sex: M  
Adm: 11/1/2017, D/C: 11/2/2017

---

**Flowsheets (all recorded)**

---

**Discharge Planning**

---



WS Kennestone Hospital  
677 Church Street  
Marietta GA 30060-1101  
Inpatient Record

Maurice, Eugene George  
MRN: 561253820, DOB: 1/2/1949, Sex: M  
Adm: 11/1/2017, D/C: 11/2/2017

**Flowsheets (all recorded)**

**Vital Signs**

| Row Name           | 11/02/17 11:32:20                   | 11/02/17 0900 | 11/02/17 07:25:45                   | 11/02/17 03:53:02                   | 11/02/17 03:16:07     |
|--------------------|-------------------------------------|---------------|-------------------------------------|-------------------------------------|-----------------------|
| <b>Vital Signs</b> |                                     |               |                                     |                                     |                       |
| Automatic Restart  | Yes -DI (r) RG (t)                  | —             | Yes -RG                             | —                                   | —                     |
| Vitals Timer       | —                                   | —             | —                                   | —                                   | —                     |
| Pulse              | 61 -DI (r) RG (t)                   | —             | 67 -DI (r) RG (t)                   | —                                   | 68 -DI (r) NB (t)     |
| Heart Rate Source  | —                                   | —             | Monitor -RG                         | —                                   | —                     |
| Resp               | 16 -DI (r) RG (t)                   | —             | 18 -RG                              | 17 -DI (r) TA (t)                   | —                     |
| Respiration Source | —                                   | —             | visual -RG                          | —                                   | —                     |
| BP                 | 159/73 -DI (r) RG (t)               | —             | 139/71 -DI (r) RG (t)               | —                                   | 129/62 -DI (r) NB (t) |
| BP Location        | —                                   | —             | Right arm -RG                       | —                                   | —                     |
| BP Method          | —                                   | —             | Portable -RG                        | —                                   | —                     |
| Patient Position   | —                                   | —             | Supine -RG                          | —                                   | —                     |
| Temp               | 97.3 °F (36.3 °C) -DI (r)<br>RG (t) | —             | 97.8 °F (36.6 °C) -DI (r)<br>RG (t) | 97.9 °F (36.6 °C) -DI (r)<br>TA (t) | —                     |
| Temp src           | —                                   | —             | Oral -RG                            | Oral -TA                            | —                     |

**Oxygen Therapy**

|           |                     |                     |                     |   |                     |
|-----------|---------------------|---------------------|---------------------|---|---------------------|
| SpO2      | 97 % -DI (r) RG (t) | —                   | 95 % -DI (r) RG (t) | — | 94 % -DI (r) NB (t) |
| O2 Device | —                   | None (Room air) -JG | None (Room air) -RG | — | —                   |

| Row Name | 11/01/17 22:12:48 | 11/01/17 19:49:06 | 11/01/17 18:17:07 | 11/01/17 18:15:27 | 11/01/17 18:11:44 |
|----------|-------------------|-------------------|-------------------|-------------------|-------------------|
|----------|-------------------|-------------------|-------------------|-------------------|-------------------|

**Vital Signs**

|                    |                                     |                                     |                       |                       |                                     |
|--------------------|-------------------------------------|-------------------------------------|-----------------------|-----------------------|-------------------------------------|
| Automatic Restart  | Yes -DI (r) TA (t)                  | Yes -DI (r) TA (t)                  | —                     | —                     | —                                   |
| Vitals Timer       | —                                   | —                                   | —                     | —                     | —                                   |
| Pulse              | 69 -DI (r) TA (t)                   | 65 -DI (r) TA (t)                   | 72 -DI (r) AG (t)     | 74 -DI (r) AG (t)     | —                                   |
| Heart Rate Source  | Monitor -TA                         | Monitor -TA                         | —                     | —                     | —                                   |
| Resp               | 17 -DI (r) TA (t)                   | 17 -DI (r) TA (t)                   | —                     | —                     | 20 -DI (r) AG (t)                   |
| Respiration Source | visual -TA                          | visual -TA                          | —                     | —                     | visual -AG                          |
| BP                 | 122/62 -DI (r) TA (t)               | 110/63 -DI (r) TA (t)               | 146/70 -DI (r) AG (t) | 161/77 -DI (r) AG (t) | 130/61 -DI (r) AG (t)               |
| BP Location        | Right arm -TA                       | Right arm -TA                       | Right arm -AG         | Right arm -AG         | Right arm -AG                       |
| BP Method          | Portable -TA                        | Portable -TA                        | Portable -AG          | Portable -AG          | Portable -AG                        |
| Patient Position   | Supine -TA                          | Supine -TA                          | Standing -AG          | Sitting -AG           | Supine -AG                          |
| Temp               | 98.5 °F (36.9 °C) -DI (r)<br>TA (t) | 98.2 °F (36.8 °C) -DI (r)<br>TA (t) | —                     | —                     | 98.1 °F (36.7 °C) -DI (r)<br>AG (t) |
| Temp src           | Oral -TA                            | Oral -TA                            | —                     | —                     | Oral -AG                            |

**Oxygen Therapy**

|           |                     |                     |                     |                     |                     |
|-----------|---------------------|---------------------|---------------------|---------------------|---------------------|
| SpO2      | 93 % -DI (r) TA (t) | 94 % -DI (r) TA (t) | —                   | —                   | —                   |
| O2 Device | None (Room air) -TA | None (Room air) -TA | None (Room air) -AG | None (Room air) -AG | None (Room air) -AG |

| Row Name | 11/01/17 12:45:07 | 11/01/17 1241 | 11/01/17 08:32:31 | 11/01/17 0718 |
|----------|-------------------|---------------|-------------------|---------------|
|----------|-------------------|---------------|-------------------|---------------|

**Vital Signs**

|                    |                                     |   |   |                       |
|--------------------|-------------------------------------|---|---|-----------------------|
| Automatic Restart  | Yes -DI (r) AG (t)                  | — | — | Yes -KW               |
| Vitals Timer       | —                                   | — | — | —                     |
| Pulse              | 58 -DI (r) AG (t)                   | — | — | 55 -KW                |
| Heart Rate Source  | Monitor -AG                         | — | — | Monitor -KW           |
| Resp               | 16 -DI (r) AG (t)                   | — | — | 16 -KW                |
| Respiration Source | visual -AG                          | — | — | —                     |
| BP                 | 156/88 -DI (r) AG (t)               | — | — | 117/58 -KW            |
| BP Location        | Right arm -AG                       | — | — | —                     |
| BP Method          | Portable -AG                        | — | — | —                     |
| Patient Position   | Supine -AG                          | — | — | —                     |
| Temp               | 98.1 °F (36.7 °C) -DI (r)<br>AG (t) | — | — | 97.8 °F (36.6 °C) -KW |
| Temp src           | Oral -AG                            | — | — | Oral -KW              |

**Oxygen Therapy**

|                      |                     |                     |                   |          |
|----------------------|---------------------|---------------------|-------------------|----------|
| SpO2                 | 93 % -DI (r) AG (t) | —                   | —                 | 94 % -KW |
| O2 Device            | None (Room air) -AG | None (Room air) -JG | Nasal cannula -CC | —        |
| O2 Flow Rate (L/min) | —                   | —                   | 3 L/min -CC       | —        |





WS Kennestone Hospital  
677 Church Street  
Marietta GA 30060-1101  
Inpatient Record

Maurice, Eugene George  
MRN: 561253820, DOB: 1/2/1949, Sex: M  
Adm: 11/1/2017, D/C: 11/2/2017

**Flowsheets (all recorded)**

**PA Risk Score**

| Row Name               | 11/02/17 1201 | 11/02/17 0001 | 11/01/17 1201 |
|------------------------|---------------|---------------|---------------|
| Readmission Risk Score |               |               |               |
| Readmission            | 9 -UE         | 9 -UE         | 9 -UE         |



WS Kennestone Hospital  
 677 Church Street  
 Marietta GA 30060-1101  
 Inpatient Record

Maurice, Eugene George  
 MRN: 561253820, DOB: 1/2/1949, Sex: M  
 Adm: 11/1/2017, D/C: 11/2/2017

**Flowsheets (all recorded)**

**O2 Therapy**

| Row Name             | 11/02/17 11:32:20   | 11/02/17 0900       | 11/02/17 07:25:45   | 11/02/17 03:16:07   | 11/01/17 22:12:48   |
|----------------------|---------------------|---------------------|---------------------|---------------------|---------------------|
| Oxygen Therapy       |                     |                     |                     |                     |                     |
| O2 Device            | —                   | None (Room air) -JG | None (Room air) -RG | —                   | None (Room air) -TA |
| SpO2                 | 97 % -DI (r) RG (t) | —                   | 95 % -DI (r) RG (t) | 94 % -DI (r) NB (t) | 93 % -DI (r) TA (t) |
| Row Name             | 11/01/17 19:49:06   | 11/01/17 18:17:07   | 11/01/17 18:15:27   | 11/01/17 18:11:44   | 11/01/17 12:45:07   |
| Oxygen Therapy       |                     |                     |                     |                     |                     |
| O2 Device            | None (Room air) -TA | None (Room air) -AG | None (Room air) -AG | None (Room air) -AG | None (Room air) -AG |
| SpO2                 | 94 % -DI (r) TA (t) | —                   | —                   | —                   | 93 % -DI (r) AG (t) |
| Row Name             | 11/01/17 1241       | 11/01/17 08:32:31   | 11/01/17 0718       |                     |                     |
| Oxygen Therapy       |                     |                     |                     |                     |                     |
| O2 Delivery          | —                   | Oxygen -CC          | —                   |                     |                     |
| O2 Device            | None (Room air) -JG | Nasal cannula -CC   | —                   |                     |                     |
| O2 Flow Rate (L/min) | —                   | 3 L/min -CC         | —                   |                     |                     |
| SpO2                 | —                   | —                   | 94 % -KW            |                     |                     |



WS Kennestone Hospital  
677 Church Street  
Marietta GA 30060-1101  
Inpatient Record

Maurice, Eugene George  
MRN: 561253820, DOB: 1/2/1949, Sex: M  
Adm: 11/1/2017, D/C: 11/2/2017

**Flowsheets (all recorded)**

**OR Lines/Drains/Airways**

| Row Name  | 11/01/17 2000   | 11/01/17 1200                              | 11/01/17 0741             | 11/01/17 0721                              | 11/01/17 0659                              |
|---|---|--|---------------------------|--|--|
| <b>[REMOVED] Arterial Sheath 6 Fr. Right Femoral</b>              |   |  |                           |  |  |
| Arterial/Venous Sheath Properties                                 | Placement Date: 11/01/17 -KT Placement Time: 0856 -KT Present On Arrival : No -KT Sheath Size: 6 Fr. -KT Line Orientation: Right -KT Sheath Insertion Site: Femoral -KT Sutured: No -KT Inserted by: Dr. Sheikh -KT Local Anesthetic: Injectable -KT Site Prep: Chlorhexidine -KT Free Flowing Blood Return: Yes -KT Removal Date: 11/01/17 -KT Removal Time: 1202 -KT Removal Reason: Per protocol -KT Initial Post Removal Site Assessment: No complications;Catheter intact -KT  |  |                           |  |  |
| <b>[REMOVED] Arterial Sheath 8 Fr. Left Femoral</b>               |   |  |                           |  |  |
| Arterial/Venous Sheath Properties                                 | Placement Date: 11/01/17 -KT Placement Time: 0902 -KT Present On Arrival : No -KT Sheath Size: 8 Fr. -KT Line Orientation: Left -KT Sheath Insertion Site: Femoral -KT Sutured: No -KT Inserted by: Dr. Sheikh -KT Local Anesthetic: Injectable -KT Site Prep: Chlorhexidine -KT Free Flowing Blood Return: Yes -KT Removal Date: 11/01/17 -KT Removal Time: 1203 -KT Removal Reason: Per protocol -KT Initial Post Removal Site Assessment: Hematoma;Catheter intact -KT Hematoma Size (Post Removal): 3 - 5 cm -KT, golfball size |  |                           |  |  |
| <b>[REMOVED] Peripheral IV 11/01/17 20 G Left;Lateral Forearm</b> |   |  |                           |  |  |
| IV Properties   | Placement Date: 11/01/17 -KW Placement Time: 0700 -KW Present on arrival to hospital?: No -KW Type of Catheter: Straight -KW Size (Gauge): 20 G -KW Orientation: Left;Lateral -KW Location: Forearm -KW Site Prep: Chlorhexidine -KW Local Anesthetic: None -KW Inserted by: A. Nebel, RN -KW Insertion attempts: 1 -KW Successful IV Attempt?: Yes -KW Patient Tolerance: Tolerated well -KW Removal Date: 01/16/18 -MW Removal Time: 2219 -MW   |  |                           |  |  |
| Site Assessment   | Asymptomatic -NB  | Asymptomatic -JG                           | ---                       | ---  | Asymptomatic -KW                           |
| Phlebitis Scale   | 0 -NB   | 0 -JG                                      | ---                       | ---  | 0 -KW                                      |
| Infiltration/Extravasation Scale                                  | 0 -NB   | 0 -JG                                      | ---                       | ---  | 0 -KW                                      |
| Line Assessment   | Saline locked -NB   | Saline locked -JG                          | ---                       | ---  | Blood return noted -KW                     |
| Dressing Assessment   | Clean;Dry;Intact -NB  | Clean;Dry;Intact;Occlusive;Transparent -JG | ---                       | ---  | Clean;Dry;Intact;Occlusive;Transparent -KW |
| IV Interventions  | Flushed -NB   | ---  | ---                       | ---  | Flushed -KW                                |
| <b>[REMOVED] Peripheral IV 11/01/17 20 G Left Wrist</b>           |   |  |                           |  |  |
| IV Properties   | Placement Date: 11/01/17 -KW Placement Time: 0710 -KW Present on arrival to hospital?: No -KW Type of Catheter: Straight -KW Size (Gauge): 20 G -KW Orientation: Left -KW Location: Wrist -KW Site Prep: Chlorhexidine -KW Local Anesthetic: None -KW Inserted by: A. Nebel, RN -KW Insertion attempts: 2 -KW Successful IV Attempt?: Yes -KW Patient Tolerance: Tolerated well -KW Removal Date: 01/16/18 -MW Removal Time: 2220 -MW   |  |                           |  |  |
| Site Assessment   | Asymptomatic -NB  | Asymptomatic -JG                           | ---                       | Asymptomatic -KW                           | ---  |
| Phlebitis Scale   | 0 -NB   | 0 -JG                                      | ---                       | 0 -KW                                      | ---  |
| Infiltration/Extravasation Scale                                  | 0 -NB   | 0 -JG                                      | ---                       | 0 -KW                                      | ---  |
| Line Assessment   | Patent;Infusing -NB   | Patent;Infusing -JG                        | ---                       | Blood return noted -KW                     | ---  |
| Dressing Assessment   | Clean;Dry;Intact -NB  | Clean;Dry;Intact;Occlusive;Transparent -JG | ---                       | Clean;Dry;Intact;Occlusive;Transparent -KW | ---  |
| IV Interventions  | Flushed -NB   | ---  | ---                       | Flushed -KW                                | ---  |
| <b>[REMOVED] External Urinary Catheter</b>                        |   |  |                           |  |  |
| External Urinary Catheter Properties                              | Placement Date: 11/01/17 -KW Placement Time: 0735 -KW Inserted by: patient -KW External Urinary Catheter Sizes: Small -KW Removal Date: 01/16/18 -MW Removal Time: 2219 -MW   |  |                           |  |  |
| Collection Container  | ---   | ---  | Standard drainage bag -KW | ---  | ---  |



**Flowsheets (all recorded)**

**VTE Screening**

| Row Name   | 11/01/17 1248 |
|--|---------------|
| <b>Score 1 for each factor (RETIRED)</b>                                     |               |
| (RETIRED) History of prior major surgery (within past 1 month)               | 0 -JG         |
| (RETIRED) Pregnancy or postpartum (less than 1 month)                        | 0 -JG         |
| (RETIRED) Varicose Veins   | 0 -JG         |
| (RETIRED) Age 41 to 59 years   | 0 -JG         |
| (RETIRED) Inflammatory Bowel Disease   | 0 -JG         |
| (RETIRED) Obesity (BMI 30 to 40)   | 1 -JG         |
| (RETIRED) Oral Contraceptives  | 0 -JG         |
| (RETIRED) Hormone Therapy  | 0 -JG         |
| (RETIRED) Abnormal Pulmonary Function, COPD or Pneumonia (less than 1 month) | 0 -JG         |
| (RETIRED) Medical Patient (on bedrest)                                       | 0 -JG         |
| (RETIRED) MI (less than 1 month)   | 0 -JG         |
| (RETIRED) CHF (less than 1 month)  | 0 -JG         |
| (RETIRED) Sepsis (less than 1 month)   | 0 -JG         |
| (RETIRED) Swollen Legs (current)   | 0 -JG         |
| (RETIRED) Total Score  | 1 -JG         |
| <b>(RETIRED) Score 2 for each factor</b>                                     |               |
| (RETIRED) Major surgery (greater than 60 minutes, current admission)         | 0 -JG         |
| (RETIRED) Laproscopic surgery (greater than 60 minutes)                      | 0 -JG         |
| (RETIRED) Arthroscopic surgery (greater than 60 minutes)                     | 0 -JG         |
| (RETIRED) Age 60 - 74 years  | 2 -JG         |
| (RETIRED) Morbid Obesity (BMI greater than 40 to 50)                         | 0 -JG         |
| (RETIRED) Immobilizing cast or splint  | 0 -JG         |
| (RETIRED) Central venous catheter  | 0 -JG         |
| (RETIRED) Malignancy (previous)  | 0 -JG         |
| (RETIRED) Total Score  | 2 -JG         |
| <b>(RETIRED) Score 3 for each factor</b>                                     |               |
| (RETIRED) History of SVT, DVT/PE   | 0 -JG         |
| (RETIRED) Family History of DVT/PE   | 0 -JG         |
| (RETIRED) Age 75   | 0 -JG         |





WS Kennestone Hospital  
 677 Church Street  
 Marietta GA 30060-1101  
 Inpatient Record

Maurice, Eugene George  
 MRN: 561253820, DOB: 1/2/1949, Sex: M  
 Adm: 11/1/2017, D/C: 11/2/2017

**Flowsheets (all recorded) (continued)**

**VTE Screening (continued)**

| Row Name   | 11/01/17 1248 |
|--|---------------|
| years and over   |               |
| (RETIRED) Prior Major Surgery                              | 0 -JG         |
| (RETIRED) BMI > 50   | 0 -JG         |
| (RETIRED) Venous stasis syndrome                           | 0 -JG         |
| (RETIRED) Hypercoagulable states                           | 0 -JG         |
| (RETIRED) Total Score                                      | 0 -JG         |
| <b>(RETIRED) Score 5 for each factor</b>                   |               |
| (RETIRED) Major surgery (greater than 3 hours)             | 0 -JG         |
| (RETIRED) Elective Major Lower Extremity Arthroplasty      | 0 -JG         |
| (RETIRED) Hip, pelvis, or leg fracture (less than 1 month) | 0 -JG         |
| (RETIRED) Stroke (less than 1 month)                       | 0 -JG         |
| (RETIRED) Major trauma (less than 1 month)                 | 0 -JG         |
| (RETIRED) Acute Spinal Cord Injury (less than 1 month)     | 0 -JG         |
| (RETIRED) Paralysis (less than 1 month)                    | 0 -JG         |
| (RETIRED) Mechanical ventilation                           | 0 -JG         |
| (RETIRED) Total Score                                      | 0 -JG         |
| <b>Total Risk Factor Score</b>                             |               |
| VTE Total Risk Factor Score                                | 3 -JG         |
| VTE Low Risk Attribute                                     | No -JG        |
| <b>VTE Prophylaxis Meets Requirements</b>                  |               |
| Is Recommended VTE Prophylaxis ordered?                    | Yes -JG       |



WS Kennestone Hospital  
677 Church Street  
Marietta GA 30060-1101  
Inpatient Record

Maurice, Eugene George  
MRN: 561253820, DOB: 1/2/1949, Sex: M  
Adm: 11/1/2017, D/C: 11/2/2017

**Flowsheets (all recorded)**

**Anthropometrics**

| Row Name         | 11/02/17 03:53:02              | 11/01/17 1845                   | 11/01/17 0657        |
|------------------|--------------------------------|---------------------------------|----------------------|
| Anthropometrics  |                                |                                 |                      |
| Height           | —                              | —                               | 67" (1.702 m) -KW    |
| Weight           | 97.1 kg (214 lb 1.1 oz)<br>-TA | 97.4 kg (214 lb 11.2 oz)<br>-AG | 95.7 kg (211 lb) -KW |
| Weight Method    | Actual -TA                     | Actual -AG                      | Stated -KW           |
| Weight Change    | -0.29 -TA                      | 1.75 -AG                        | 0 -KW                |
| BMI (Calculated) | —                              | —                               | 33 -KW               |



WS Kennestone Hospital  
 677 Church Street  
 Marietta GA 30060-1101  
 Inpatient Record

Maurice, Eugene George  
 MRN: 561253820, DOB: 1/2/1949, Sex: M  
 Adm: 11/1/2017, D/C: 11/2/2017

**Flowsheets (all recorded)**

**Severe Sepsis Screen**

| Row Name                                     | 11/02/17 1200  | 11/01/17 2000  | 11/01/17 1200  |
|--|--|--|--|
| <b>Severe Sepsis Screening Tool</b>          |  |  |  |
| Current Sepsis Treatment AND On IV Pressors? | No- Continue Screening -JG   | No- Continue Screening -NB   | No- Continue Screening -JG   |
| <b>Infection</b>                             |  |  |  |
| Suspected / Documented Infection?            | No- Screen for antibiotic therapy -JG                                | No- Screen for antibiotic therapy -NB                                | No- Screen for antibiotic therapy -JG                                |
| Antibiotic Therapy (Non-Prophylactic)        | No- Stop screen if no to BOTH suspected infection and antibiotic -JG | No- Stop screen if no to BOTH suspected infection and antibiotic -NB | No- Stop screen if no to BOTH suspected infection and antibiotic -JG |



WS Kennestone Hospital  
677 Church Street  
Marietta GA 30060-1101  
Inpatient Record

Maurice, Eugene George  
MRN: 561253820, DOB: 1/2/1949, Sex: M  
Adm: 11/1/2017, D/C: 11/2/2017

**Flowsheets (all recorded)**

**Vitals/Pain**

| Row Name                              | 11/02/17 11:32:20                | 11/02/17 07:25:45                | 11/02/17 03:53:02                | 11/02/17 03:16:07     | 11/01/17 22:12:48                |
|---------------------------------------|----------------------------------|----------------------------------|----------------------------------|-----------------------|----------------------------------|
| <b>OTHER</b>                          |                                  |                                  |                                  |                       |                                  |
| Patient Position                      | —                                | Supine -RG                       | —                                | —                     | Supine -TA                       |
| Weight Method                         | —                                | —                                | Actual -TA                       | —                     | —                                |
| <b>Vitals</b>                         |                                  |                                  |                                  |                       |                                  |
| BP                                    | 159/73 -DI (r) RG (t)            | 139/71 -DI (r) RG (t)            | —                                | 129/62 -DI (r) NB (t) | 122/62 -DI (r) TA (t)            |
| Temp                                  | 97.3 °F (36.3 °C) -DI (r) RG (t) | 97.8 °F (36.6 °C) -DI (r) RG (t) | 97.9 °F (36.6 °C) -DI (r) TA (t) | —                     | 98.5 °F (36.9 °C) -DI (r) TA (t) |
| Temp src                              | —                                | Oral -RG                         | Oral -TA                         | —                     | Oral -TA                         |
| Pulse                                 | 61 -DI (r) RG (t)                | 67 -DI (r) RG (t)                | —                                | 68 -DI (r) NB (t)     | 69 -DI (r) TA (t)                |
| Resp                                  | 16 -DI (r) RG (t)                | 18 -RG                           | 17 -DI (r) TA (t)                | —                     | 17 -DI (r) TA (t)                |
| SpO2                                  | 97 % -DI (r) RG (t)              | 95 % -DI (r) RG (t)              | —                                | 94 % -DI (r) NB (t)   | 93 % -DI (r) TA (t)              |
| Weight                                | —                                | —                                | 97.1 kg (214 lb 1.1 oz) -TA      | —                     | —                                |
| <b>Vital Signs</b>                    |                                  |                                  |                                  |                       |                                  |
| Heart Rate Source                     | —                                | Monitor -RG                      | —                                | —                     | Monitor -TA                      |
| <b>Numeric Pain Intensity Scale 1</b> |                                  |                                  |                                  |                       |                                  |
| Numeric Pain Intensity Score 1        | 0 -JG                            | —                                | —                                | —                     | —                                |

| Row Name                              | 11/01/17 19:49:06                | 11/01/17 19:30 | 11/01/17 18:45               | 11/01/17 18:17:07     | 11/01/17 18:15:27     |
|---------------------------------------|----------------------------------|----------------|------------------------------|-----------------------|-----------------------|
| <b>OTHER</b>                          |                                  |                |                              |                       |                       |
| Patient Position                      | Supine -TA                       | —              | —                            | Standing -AG          | Sitting -AG           |
| Weight Method                         | —                                | —              | Actual -AG                   | —                     | —                     |
| <b>Vitals</b>                         |                                  |                |                              |                       |                       |
| BP                                    | 110/63 -DI (r) TA (t)            | —              | —                            | 146/70 -DI (r) AG (t) | 161/77 -DI (r) AG (t) |
| Temp                                  | 98.2 °F (36.8 °C) -DI (r) TA (t) | —              | —                            | —                     | —                     |
| Temp src                              | Oral -TA                         | —              | —                            | —                     | —                     |
| Pulse                                 | 65 -DI (r) TA (t)                | —              | —                            | 72 -DI (r) AG (t)     | 74 -DI (r) AG (t)     |
| Resp                                  | 17 -DI (r) TA (t)                | —              | —                            | —                     | —                     |
| SpO2                                  | 94 % -DI (r) TA (t)              | —              | —                            | —                     | —                     |
| Weight                                | —                                | —              | 97.4 kg (214 lb 11.2 oz) -AG | —                     | —                     |
| <b>Vital Signs</b>                    |                                  |                |                              |                       |                       |
| Heart Rate Source                     | Monitor -TA                      | —              | —                            | —                     | —                     |
| <b>Numeric Pain Intensity Scale 1</b> |                                  |                |                              |                       |                       |
| Numeric Pain Intensity Score 1        | —                                | 0 -NB          | —                            | —                     | —                     |

| Row Name                              | 11/01/17 18:11:44                | 11/01/17 12:45:07                | 11/01/17 07:18        | 11/01/17 06:58 | 11/01/17 06:57       |
|---------------------------------------|----------------------------------|----------------------------------|-----------------------|----------------|----------------------|
| <b>OTHER</b>                          |                                  |                                  |                       |                |                      |
| Patient Position                      | Supine -AG                       | Supine -AG                       | —                     | —              | —                    |
| Height Method                         | —                                | —                                | —                     | —              | Stated -KW           |
| Weight Method                         | —                                | —                                | —                     | —              | Stated -KW           |
| BMI (Calculated)                      | —                                | —                                | —                     | —              | 33 -KW               |
| BSA (Calculated - sq m)               | —                                | —                                | —                     | —              | 2.12 sq meters -KW   |
| Pain Assessment                       | —                                | —                                | —                     | 0-10 -KW       | —                    |
| <b>Vitals</b>                         |                                  |                                  |                       |                |                      |
| BP                                    | 130/61 -DI (r) AG (t)            | 156/88 -DI (r) AG (t)            | 117/58 -KW            | —              | —                    |
| Temp                                  | 98.1 °F (36.7 °C) -DI (r) AG (t) | 98.1 °F (36.7 °C) -DI (r) AG (t) | 97.8 °F (36.6 °C) -KW | —              | —                    |
| Temp src                              | Oral -AG                         | Oral -AG                         | Oral -KW              | —              | —                    |
| Pulse                                 | —                                | 58 -DI (r) AG (t)                | 55 -KW                | —              | —                    |
| Resp                                  | 20 -DI (r) AG (t)                | 16 -DI (r) AG (t)                | 16 -KW                | —              | —                    |
| SpO2                                  | —                                | 93 % -DI (r) AG (t)              | 94 % -KW              | —              | —                    |
| Height                                | —                                | —                                | —                     | —              | 67" (1.702 m) -KW    |
| Weight                                | —                                | —                                | —                     | —              | 95.7 kg (211 lb) -KW |
| <b>Vital Signs</b>                    |                                  |                                  |                       |                |                      |
| Heart Rate Source                     | —                                | Monitor -AG                      | Monitor -KW           | —              | —                    |
| <b>Numeric Pain Intensity Scale 1</b> |                                  |                                  |                       |                |                      |
| Numeric Pain Intensity Score 1        | —                                | —                                | —                     | 0 -KW          | —                    |





WS Kennestone Hospital  
677 Church Street  
Marietta GA 30060-1101  
Inpatient Record

Maurice, Eugene George  
MRN: 561253820, DOB: 1/2/1949, Sex: M  
Adm: 11/1/2017, D/C: 11/2/2017

---

**Flowsheets (all recorded) (continued)**

---

**Vitals/Pain (continued)**

---



WS Kennestone Hospital  
677 Church Street  
Marietta GA 30060-1101  
Inpatient Record

Maurice, Eugene George  
MRN: 561253820, DOB: 1/2/1949, Sex: M  
Adm: 11/1/2017, D/C: 11/2/2017

---

**Flowsheets (all recorded)**

**PATT Complete**

---

| Row Name      | 10/31/17 1038 |
|---------------|---------------|
| PATT Complete |               |
| PATT Complete | Yes -HS       |

---



WS Kennestone Hospital  
677 Church Street  
Marietta GA 30060-1101  
Inpatient Record

Maurice, Eugene George  
MRN: 561253820, DOB: 1/2/1949, Sex: M  
Adm: 11/1/2017, D/C: 11/2/2017

**Flowsheets (all recorded)**

**Fall Risk**

| Row Name          | 11/01/17 0658 |
|-------------------|---------------|
| Fall Assessment   |               |
| Fall Risk         | No -KW        |
| Fall Band Applied | No -KW        |
| Yellow socks      | No -KW        |



WS Kennestone Hospital  
677 Church Street  
Marietta GA 30060-1101  
Inpatient Record

Maurice, Eugene George  
MRN: 561253820, DOB: 1/2/1949, Sex: M  
Adm: 11/1/2017, D/C: 11/2/2017

Flowsheets (all recorded)

Pre-op Checklist

| Row Name                             | 11/01/17 1241  | 11/01/17 0800   | 11/01/17 0702   | 11/01/17 0652  |
|--------------------------------------|--|---|---|--|
| <b>Patient Verification</b>          |  |   |   |  |
| History and Physical Completed       | —  | Yes -GM   | No update -KW   | —  |
| Consents Confirmed                   | —  | Operative;Informed;Blood products -GM   | —   | —  |
| Advance Directive                    | Patient does not have advance directive;Patient would not like information -JG | —   | Patient does not have advance directive;Patient would not like information -KW  | Patient does not have advance directive;Patient would not like information -KW |
| Patient ID and Procedure Verified    | —  | Yes -GM   | Yes -KW   | —  |
| Correct Procedure                    | —  | Yes -GM   | Yes -KW   | —  |
| Documents Match                      | —  | Yes -GM   | —   | —  |
| Pacemaker                            | —  | —   | No -KW  | —  |
| Patient has an ICD?                  | —  | —   | No -KW  | —  |
| Pre-op Lab/Test Results Available    | —  | —   | In chart -KW  | —  |
| Preg Test                            | —  | —   | n/a -KW   | —  |
| Blood Glucose Meter (mg/dl)          | —  | —   | 139 -KW   | —  |
| BBG Not Applicable?                  | —  | —   | — -KW   | —  |
| <b>Prep Verification</b>             |  |   |   |  |
| Allergy Band Applied                 | —  | —   | Yes -KW   | —  |
| Snap Gown Applied                    | —  | —   | Yes -KW   | —  |
| Anti-embolism                        | —  | —   | n/a -KW   | —  |
| Pre-op Antibiotic Ordered?           | —  | —   | n/a -KW   | —  |
| Beta Blocker Therapy Last Dose Date  | —  | —   | 11/01/17 coreg -KW  | —  |
| Beta Blocker Last Dose Time          | —  | —   | 0515 -KW  | —  |
| Anticoagulant Therapy Last Dose Date | —  | —   | 10/31/17 eliquis<br>10/29/17, aspirin 10/31/17 -KW  | —  |
| Anticoagulant Last Dose Time         | —  | —   | 0730 -KW  | —  |
| VTE Assessment Complete?             | —  | —   | n/a -KW   | —  |
| Date of last liquid                  | —  | —   | 10/31/17 -KW  | —  |
| Time of last liquid                  | —  | —   | 2230 -KW  | —  |
| Date of last solid                   | —  | —   | 10/31/17 -KW  | —  |
| Time of last solid                   | —  | —   | 2200 -KW  | —  |
| Void Prior to Procedure              | —  | —   | Yes -KW   | —  |
| Void Prior to Procedure Time         | —  | —   | 0630 -KW  | —  |
| Enema Given                          | —  | —   | Not applicable -KW  | —  |
| Remove all that apply:               | —  | —   | Underwear -KW   | —  |
| Disposition of belongings:           | —  | —   | To family/significant other -KW   | —  |
| Required items available             | —  | Required test results, blood/antibiotics/irrigation fluids, implants, devices and special needs/equipment are available -GM | Required test results, blood/antibiotics/irrigation fluids, implants, devices and special needs/equipment are available -KW | —  |
| Transport To                         | —  | —   | Procedure Area -KW  | —  |
| Mode of Transport                    | —  | —   | Stretcher -KW   | —  |
| Transport By                         | —  | —   | Tech -KW  | —  |
| Released by (Floor RN or Pre-op RN)  | —  | —   | K. Wilson, RN -KW   | —  |
| Metal Implant Present?               | —  | —   | Yes -KW   | —  |
| Type of Implant (if known)           | —  | —   | coronary stent, sternal wires -KW   | —  |
| <b>Pre-op Checklist Completion</b>   |  |   |   |  |
| Checklist Completed/Verified?        | —  | Yes -GM   | —   | —  |



WS Kennestone Hospital  
677 Church Street  
Marietta GA 30060-1101  
Inpatient Record

Maurice, Eugene George  
MRN: 561253820, DOB: 1/2/1949, Sex: M  
Adm: 11/1/2017, D/C: 11/2/2017

**Flowsheets (all recorded) (continued)**

**Pre-op Checklist (continued)**

| Row Name               | 11/01/17 1241 | 11/01/17 0800                 | 11/01/17 0702 | 11/01/17 0652 |
|------------------------|---------------|-------------------------------|---------------|---------------|
| Location completed at: | —             | Other (please comment)<br>-GM | —             | —             |





WS Kennestone Hospital  
677 Church Street  
Marietta GA 30060-1101  
Inpatient Record

Maurice, Eugene George  
MRN: 561253820, DOB: 1/2/1949, Sex: M  
Adm: 11/1/2017, D/C: 11/2/2017

Flowsheets (all recorded)

CARDNT HEMODYNAMIC

| Row Name                   | 11/02/17 11:32:20   | 11/02/17 07:25:45   | 11/02/17 03:53:02  | 11/02/17 03:16:07   | 11/01/17 22:12:48   |
|----------------------------|---------------------|---------------------|--------------------|---------------------|---------------------|
| Vitals                     |                     |                     |                    |                     |                     |
| SpO2                       | 97 % -DI (r) RG (t) | 95 % -DI (r) RG (t) | —                  | 94 % -DI (r) NB (t) | 93 % -DI (r) TA (t) |
| Pulse                      | 61 -DI (r) RG (t)   | 67 -DI (r) RG (t)   | —                  | 68 -DI (r) NB (t)   | 69 -DI (r) TA (t)   |
| Resp                       | 16 -DI (r) RG (t)   | 18 -RG              | 17 -DI (r) TA (t)  | —                   | 17 -DI (r) TA (t)   |
| Row Name                   | 11/01/17 19:49:06   | 11/01/17 18:17:07   | 11/01/17 18:15:27  | 11/01/17 18:11:44   | 11/01/17 12:45:07   |
| Vitals                     |                     |                     |                    |                     |                     |
| SpO2                       | 94 % -DI (r) TA (t) | —                   | —                  | —                   | 93 % -DI (r) AG (t) |
| Pulse                      | 65 -DI (r) TA (t)   | 72 -DI (r) AG (t)   | 74 -DI (r) AG (t)  | —                   | 58 -DI (r) AG (t)   |
| Resp                       | 17 -DI (r) TA (t)   | —                   | —                  | 20 -DI (r) AG (t)   | 16 -DI (r) AG (t)   |
| Row Name                   | 11/01/17 12:25:24   | 11/01/17 12:20:23   | 11/01/17 12:15:41  | 11/01/17 12:10:37   | 11/01/17 12:05:52   |
| Vitals                     |                     |                     |                    |                     |                     |
| SpO2                       | —                   | 95 % -VI            | 96 % -VI           | 96 % -VI            | 97 % -VI            |
| Heart Rate                 | 72 bpm -VI          | 55 bpm -VI          | 54 bpm -VI         | 56 bpm -VI          | 56 bpm -VI          |
| Systolic Pressure          | —                   | —                   | 140 mmHg -VI       | 116 mmHg -VI        | 125 mmHg -VI        |
| Diastolic Pressure         | —                   | —                   | 72 mmHg -VI        | 68 mmHg -VI         | 70 mmHg -VI         |
| Mean Pressure              | —                   | —                   | 92 mmHg -VI        | 102 mmHg -VI        | 92 mmHg -VI         |
| Respiration Rate           | —                   | 16 breaths/min -VI  | 26 breaths/min -VI | 33 breaths/min -VI  | 32 breaths/min -VI  |
| Row Name                   | 11/01/17 12:00:20   | 11/01/17 11:55:42   | 11/01/17 11:50:42  | 11/01/17 11:45:40   | 11/01/17 11:40:35   |
| Vitals                     |                     |                     |                    |                     |                     |
| SpO2                       | 99 % -VI            | 97 % -VI            | 97 % -VI           | 98 % -VI            | 97 % -VI            |
| Heart Rate                 | 53 bpm -VI          | 55 bpm -VI          | 65 bpm -VI         | 56 bpm -VI          | 59 bpm -VI          |
| Systolic Pressure          | 131 mmHg -VI        | 133 mmHg -VI        | 138 mmHg -VI       | 113 mmHg -VI        | 98 mmHg -VI         |
| Diastolic Pressure         | 81 mmHg -VI         | 64 mmHg -VI         | 61 mmHg -VI        | 47 mmHg -VI         | 44 mmHg -VI         |
| Mean Pressure              | 108 mmHg -VI        | 87 mmHg -VI         | 83 mmHg -VI        | 70 mmHg -VI         | 67 mmHg -VI         |
| Respiration Rate           | 17 breaths/min -VI  | 19 breaths/min -VI  | 27 breaths/min -VI | 16 breaths/min -VI  | 12 breaths/min -VI  |
| Row Name                   | 11/01/17 11:35:39   | 11/01/17 11:30:49   | 11/01/17 11:30:14  | 11/01/17 11:25:39   | 11/01/17 11:20:42   |
| Vitals                     |                     |                     |                    |                     |                     |
| SpO2                       | 95 % -VI            | 96 % -VI            | —                  | 96 % -VI            | 99 % -VI            |
| Heart Rate                 | 55 bpm -VI          | 56 bpm -VI          | —                  | 57 bpm -VI          | 59 bpm -VI          |
| Systolic Pressure          | 103 mmHg -VI        | 102 mmHg -VI        | —                  | 132 mmHg -VI        | 140 mmHg -VI        |
| Diastolic Pressure         | 43 mmHg -VI         | 44 mmHg -VI         | —                  | 62 mmHg -VI         | 55 mmHg -VI         |
| Mean Pressure              | 60 mmHg -VI         | 65 mmHg -VI         | —                  | 86 mmHg -VI         | 83 mmHg -VI         |
| Respiration Rate           | 21 breaths/min -VI  | 16 breaths/min -VI  | —                  | 22 breaths/min -VI  | 26 breaths/min -VI  |
| Pressure Summary           |                     |                     |                    |                     |                     |
| AO Systolic Cath Pressure  | —                   | —                   | 109 mmHg -VI       | —                   | —                   |
| AO Diastolic Cath Pressure | —                   | —                   | 52 mmHg -VI        | —                   | —                   |
| AO Mean Cath Pressure      | —                   | —                   | 75 mmHg -VI        | —                   | —                   |
| AO Heart Rate              | —                   | —                   | 56 bpm -VI         | —                   | —                   |
| Row Name                   | 11/01/17 11:19:12   | 11/01/17 11:15:37   | 11/01/17 11:10:32  | 11/01/17 11:05:30   | 11/01/17 11:00:34   |
| Vitals                     |                     |                     |                    |                     |                     |
| SpO2                       | —                   | 98 % -VI            | 98 % -VI           | 98 % -VI            | 100 % -VI           |
| Heart Rate                 | —                   | 58 bpm -VI          | 58 bpm -VI         | 58 bpm -VI          | 60 bpm -VI          |
| Systolic Pressure          | —                   | 152 mmHg -VI        | 160 mmHg -VI       | 157 mmHg -VI        | 138 mmHg -VI        |
| Diastolic Pressure         | —                   | 71 mmHg -VI         | 75 mmHg -VI        | 72 mmHg -VI         | 68 mmHg -VI         |
| Mean Pressure              | —                   | 113 mmHg -VI        | 121 mmHg -VI       | 99 mmHg -VI         | 113 mmHg -VI        |
| Respiration Rate           | —                   | 22 breaths/min -VI  | 22 breaths/min -VI | 22 breaths/min -VI  | 20 breaths/min -VI  |
| Pressure Summary           |                     |                     |                    |                     |                     |
| AO Systolic Cath Pressure  | 152 mmHg -VI        | —                   | —                  | —                   | —                   |
| AO Diastolic Cath Pressure | 71 mmHg -VI         | —                   | —                  | —                   | —                   |
| AO Mean Cath Pressure      | 101 mmHg -VI        | —                   | —                  | —                   | —                   |
| AO Heart Rate              | 58 bpm -VI          | —                   | —                  | —                   | —                   |
| Row Name                   | 11/01/17 1056       | 11/01/17 10:55:31   | 11/01/17 10:50:32  | 11/01/17 10:47:44   | 11/01/17 10:45:38   |
| Vitals                     |                     |                     |                    |                     |                     |
| SpO2                       | —                   | 98 % -VI            | 99 % -VI           | —                   | 98 % -VI            |
| Heart Rate                 | —                   | 57 bpm -VI          | 57 bpm -VI         | —                   | 56 bpm -VI          |
| Systolic Pressure          | —                   | 140 mmHg -VI        | 137 mmHg -VI       | —                   | 140 mmHg -VI        |



Flowsheets (all recorded) (continued)

CARDNT HEMODYNAMIC (continued)

| Row Name           | 11/01/17 1056 | 11/01/17 10:55:31  | 11/01/17 10:50:32  | 11/01/17 10:47:44 | 11/01/17 10:45:38  |
|--------------------|---------------|--------------------|--------------------|-------------------|--------------------|
| Diastolic Pressure | ---           | 65 mmHg -VI        | 70 mmHg -VI        | ---               | 63 mmHg -VI        |
| Mean Pressure      | ---           | 93 mmHg -VI        | 104 mmHg -VI       | ---               | 84 mmHg -VI        |
| Respiration Rate   | ---           | 16 breaths/min -VI | 19 breaths/min -VI | ---               | 18 breaths/min -VI |

Pressure Summary

|                            |              |     |     |              |     |
|----------------------------|--------------|-----|-----|--------------|-----|
| AO Systolic Cath Pressure  | 139 mmHg -VI | --- | --- | 128 mmHg -VI | --- |
| AO Diastolic Cath Pressure | 62 mmHg -VI  | --- | --- | 58 mmHg -VI  | --- |
| AO Mean Cath Pressure      | 91 mmHg -VI  | --- | --- | 83 mmHg -VI  | --- |
| AO Heart Rate              | 57 bpm -VI   | --- | --- | 58 bpm -VI   | --- |

| Row Name | 11/01/17 10:40:33 | 11/01/17 10:35:25 | 11/01/17 10:30:32 | 11/01/17 10:29:06 | 11/01/17 10:25:27 |
|----------|-------------------|-------------------|-------------------|-------------------|-------------------|
|----------|-------------------|-------------------|-------------------|-------------------|-------------------|

Vitals

|                    |                    |                    |                    |     |                    |
|--------------------|--------------------|--------------------|--------------------|-----|--------------------|
| SpO2               | 99 % -VI           | 99 % -VI           | 98 % -VI           | --- | 98 % -VI           |
| Heart Rate         | 57 bpm -VI         | 56 bpm -VI         | 54 bpm -VI         | --- | 54 bpm -VI         |
| Systolic Pressure  | 136 mmHg -VI       | 132 mmHg -VI       | 126 mmHg -VI       | --- | 126 mmHg -VI       |
| Diastolic Pressure | 65 mmHg -VI        | 65 mmHg -VI        | 60 mmHg -VI        | --- | 61 mmHg -VI        |
| Mean Pressure      | 87 mmHg -VI        | 105 mmHg -VI       | 91 mmHg -VI        | --- | 85 mmHg -VI        |
| Respiration Rate   | 16 breaths/min -VI | 14 breaths/min -VI | 18 breaths/min -VI | --- | 16 breaths/min -VI |

Pressure Summary

|                            |     |     |     |              |     |
|----------------------------|-----|-----|-----|--------------|-----|
| AO Systolic Cath Pressure  | --- | --- | --- | 129 mmHg -VI | --- |
| AO Diastolic Cath Pressure | --- | --- | --- | 59 mmHg -VI  | --- |
| AO Mean Cath Pressure      | --- | --- | --- | 83 mmHg -VI  | --- |
| AO Heart Rate              | --- | --- | --- | 57 bpm -VI   | --- |

| Row Name | 11/01/17 10:20:30 | 11/01/17 10:15:32 | 11/01/17 10:13:56 | 11/01/17 10:10:33 | 11/01/17 10:05:35 |
|----------|-------------------|-------------------|-------------------|-------------------|-------------------|
|----------|-------------------|-------------------|-------------------|-------------------|-------------------|

Vitals

|                    |                    |                    |     |                    |                    |
|--------------------|--------------------|--------------------|-----|--------------------|--------------------|
| SpO2               | 97 % -VI           | 97 % -VI           | --- | 96 % -VI           | 97 % -VI           |
| Heart Rate         | 54 bpm -VI         | 54 bpm -VI         | --- | 55 bpm -VI         | 54 bpm -VI         |
| Systolic Pressure  | 115 mmHg -VI       | 110 mmHg -VI       | --- | 116 mmHg -VI       | 132 mmHg -VI       |
| Diastolic Pressure | 58 mmHg -VI        | 59 mmHg -VI        | --- | 62 mmHg -VI        | 63 mmHg -VI        |
| Mean Pressure      | 72 mmHg -VI        | 85 mmHg -VI        | --- | 84 mmHg -VI        | 95 mmHg -VI        |
| Respiration Rate   | 20 breaths/min -VI | 24 breaths/min -VI | --- | 16 breaths/min -VI | 21 breaths/min -VI |

Pressure Summary

|                            |     |     |              |     |     |
|----------------------------|-----|-----|--------------|-----|-----|
| AO Systolic Cath Pressure  | --- | --- | 110 mmHg -VI | --- | --- |
| AO Diastolic Cath Pressure | --- | --- | 51 mmHg -VI  | --- | --- |
| AO Mean Cath Pressure      | --- | --- | 72 mmHg -VI  | --- | --- |
| AO Heart Rate              | --- | --- | 56 bpm -VI   | --- | --- |

| Row Name | 11/01/17 10:00:25 | 11/01/17 09:55:27 | 11/01/17 09:53:12 | 11/01/17 09:50:26 | 11/01/17 09:45:32 |
|----------|-------------------|-------------------|-------------------|-------------------|-------------------|
|----------|-------------------|-------------------|-------------------|-------------------|-------------------|

Vitals

|                    |                    |                    |     |                    |                    |
|--------------------|--------------------|--------------------|-----|--------------------|--------------------|
| SpO2               | 98 % -VI           | 98 % -VI           | --- | 98 % -VI           | 98 % -VI           |
| Heart Rate         | 56 bpm -VI         | 54 bpm -VI         | --- | 54 bpm -VI         | 57 bpm -VI         |
| Systolic Pressure  | 141 mmHg -VI       | 120 mmHg -VI       | --- | 118 mmHg -VI       | 116 mmHg -VI       |
| Diastolic Pressure | 67 mmHg -VI        | 62 mmHg -VI        | --- | 60 mmHg -VI        | 55 mmHg -VI        |
| Mean Pressure      | 88 mmHg -VI        | 79 mmHg -VI        | --- | 85 mmHg -VI        | 82 mmHg -VI        |
| Respiration Rate   | 16 breaths/min -VI | 25 breaths/min -VI | --- | 21 breaths/min -VI | 25 breaths/min -VI |

Pressure Summary

|                            |     |     |              |     |     |
|----------------------------|-----|-----|--------------|-----|-----|
| AO Systolic Cath Pressure  | --- | --- | 116 mmHg -VI | --- | --- |
| AO Diastolic Cath Pressure | --- | --- | 53 mmHg -VI  | --- | --- |
| AO Mean Cath Pressure      | --- | --- | 76 mmHg -VI  | --- | --- |
| AO Heart Rate              | --- | --- | 53 bpm -VI   | --- | --- |

| Row Name | 11/01/17 09:40:27 | 11/01/17 09:36:44 | 11/01/17 09:35:22 | 11/01/17 09:30:23 | 11/01/17 09:25:22 |
|----------|-------------------|-------------------|-------------------|-------------------|-------------------|
|----------|-------------------|-------------------|-------------------|-------------------|-------------------|

Vitals

|            |            |     |            |            |            |
|------------|------------|-----|------------|------------|------------|
| SpO2       | 98 % -VI   | --- | 98 % -VI   | 97 % -VI   | 97 % -VI   |
| Heart Rate | 53 bpm -VI | --- | 53 bpm -VI | 54 bpm -VI | 54 bpm -VI |



WS Kennestone Hospital  
677 Church Street  
Marietta GA 30060-1101  
Inpatient Record

Maurice, Eugene George  
MRN: 561253820, DOB: 1/2/1949, Sex: M  
Adm: 11/1/2017, D/C: 11/2/2017

Flowsheets (all recorded) (continued)

CARDNT HEMODYNAMIC (continued)

| Row Name           | 11/01/17 09:40:27  | 11/01/17 09:36:44 | 11/01/17 09:35:22  | 11/01/17 09:30:23  | 11/01/17 09:25:22  |
|--------------------|--------------------|-------------------|--------------------|--------------------|--------------------|
| Systolic Pressure  | 113 mmHg -VI       | ---               | 110 mmHg -VI       | 108 mmHg -VI       | 100 mmHg -VI       |
| Diastolic Pressure | 56 mmHg -VI        | ---               | 55 mmHg -VI        | 51 mmHg -VI        | 48 mmHg -VI        |
| Mean Pressure      | 71 mmHg -VI        | ---               | 70 mmHg -VI        | 73 mmHg -VI        | 59 mmHg -VI        |
| Respiration Rate   | 16 breaths/min -VI | ---               | 23 breaths/min -VI | 21 breaths/min -VI | 17 breaths/min -VI |

Pressure Summary

|                            |     |              |     |     |     |
|----------------------------|-----|--------------|-----|-----|-----|
| AO Systolic Cath Pressure  | --- | 113 mmHg -VI | --- | --- | --- |
| AO Diastolic Cath Pressure | --- | 53 mmHg -VI  | --- | --- | --- |
| AO Mean Cath Pressure      | --- | 75 mmHg -VI  | --- | --- | --- |
| AO Heart Rate              | --- | 54 bpm -VI   | --- | --- | --- |

| Row Name | 11/01/17 09:23:32 | 11/01/17 09:20:20 | 11/01/17 09:15:22 | 11/01/17 09:15:04 | 11/01/17 09:10:20 |
|----------|-------------------|-------------------|-------------------|-------------------|-------------------|
|----------|-------------------|-------------------|-------------------|-------------------|-------------------|

Vitals

|                    |     |                    |                    |     |                    |
|--------------------|-----|--------------------|--------------------|-----|--------------------|
| SpO2               | --- | 96 % -VI           | 96 % -VI           | --- | 96 % -VI           |
| Heart Rate         | --- | 56 bpm -VI         | 55 bpm -VI         | --- | 54 bpm -VI         |
| Systolic Pressure  | --- | 94 mmHg -VI        | 87 mmHg -VI        | --- | 91 mmHg -VI        |
| Diastolic Pressure | --- | 47 mmHg -VI        | 46 mmHg -VI        | --- | 46 mmHg -VI        |
| Mean Pressure      | --- | 67 mmHg -VI        | 59 mmHg -VI        | --- | 60 mmHg -VI        |
| Respiration Rate   | --- | 18 breaths/min -VI | 14 breaths/min -VI | --- | 15 breaths/min -VI |

Pressure Summary

|                            |             |     |     |             |     |
|----------------------------|-------------|-----|-----|-------------|-----|
| AO Systolic Cath Pressure  | 90 mmHg -VI | --- | --- | 95 mmHg -VI | --- |
| AO Diastolic Cath Pressure | 44 mmHg -VI | --- | --- | 45 mmHg -VI | --- |
| AO Mean Cath Pressure      | 60 mmHg -VI | --- | --- | 63 mmHg -VI | --- |
| AO Heart Rate              | 48 bpm -VI  | --- | --- | 55 bpm -VI  | --- |

| Row Name | 11/01/17 09:07:56 | 11/01/17 09:07:51 | 11/01/17 09:07:46 | 11/01/17 09:05:26 | 11/01/17 09:00:26 |
|----------|-------------------|-------------------|-------------------|-------------------|-------------------|
|----------|-------------------|-------------------|-------------------|-------------------|-------------------|

Vitals

|                    |     |     |     |                    |                    |
|--------------------|-----|-----|-----|--------------------|--------------------|
| SpO2               | --- | --- | --- | 95 % -VI           | 95 % -VI           |
| Heart Rate         | --- | --- | --- | 56 bpm -VI         | 57 bpm -VI         |
| Systolic Pressure  | --- | --- | --- | 79 mmHg -VI        | 92 mmHg -VI        |
| Diastolic Pressure | --- | --- | --- | 47 mmHg -VI        | 49 mmHg -VI        |
| Mean Pressure      | --- | --- | --- | 69 mmHg -VI        | 62 mmHg -VI        |
| Respiration Rate   | --- | --- | --- | 20 breaths/min -VI | 17 breaths/min -VI |

Pressure Summary

|                            |             |                |             |     |     |
|----------------------------|-------------|----------------|-------------|-----|-----|
| LV Systolic Cath Pressure  | ---         | 32767 mmHg -VI | 93 mmHg -VI | --- | --- |
| LV Diastolic Cath Pressure | ---         | 32767 mmHg -VI | 7 mmHg -VI  | --- | --- |
| LV Heart Rate              | ---         | 0 bpm -VI      | 59 bpm -VI  | --- | --- |
| AO Systolic Cath Pressure  | 86 mmHg -VI | ---            | ---         | --- | --- |
| AO Diastolic Cath Pressure | 41 mmHg -VI | ---            | ---         | --- | --- |
| AO Mean Cath Pressure      | 56 mmHg -VI | ---            | ---         | --- | --- |
| AO Heart Rate              | 56 bpm -VI  | ---            | ---         | --- | --- |
| LV End Diastolic           | ---         | 32767 mmHg -VI | 17 mmHg -VI | --- | --- |

| Row Name | 11/01/17 08:55:21 | 11/01/17 08:50:36 | 11/01/17 08:45:21 | 11/01/17 08:40:27 | 11/01/17 08:35:19 |
|----------|-------------------|-------------------|-------------------|-------------------|-------------------|
|----------|-------------------|-------------------|-------------------|-------------------|-------------------|

Vitals

|                    |                    |                    |                    |                    |                    |
|--------------------|--------------------|--------------------|--------------------|--------------------|--------------------|
| SpO2               | 95 % -VI           | 94 % -VI           | 100 % -VI          | 100 % -VI          | 100 % -VI          |
| Heart Rate         | 55 bpm -VI         | 54 bpm -VI         | 55 bpm -VI         | 53 bpm -VI         | 55 bpm -VI         |
| Systolic Pressure  | 93 mmHg -VI        | 96 mmHg -VI        | 138 mmHg -VI       | 135 mmHg -VI       | 141 mmHg -VI       |
| Diastolic Pressure | 48 mmHg -VI        | 56 mmHg -VI        | 65 mmHg -VI        | 70 mmHg -VI        | 65 mmHg -VI        |
| Mean Pressure      | 63 mmHg -VI        | 73 mmHg -VI        | 85 mmHg -VI        | 94 mmHg -VI        | 88 mmHg -VI        |
| Respiration Rate   | 16 breaths/min -VI | 17 breaths/min -VI | 15 breaths/min -VI | 15 breaths/min -VI | 16 breaths/min -VI |

| Row Name | 11/01/17 08:34:19 | 11/01/17 07:18 |
|----------|-------------------|----------------|
|----------|-------------------|----------------|

Vitals

|       |     |          |
|-------|-----|----------|
| SpO2  | --- | 94 % -KW |
| Pulse | --- | 55 -KW   |
| Resp  | --- | 16 -KW   |





WS Kennestone Hospital  
677 Church Street  
Marietta GA 30060-1101  
Inpatient Record

Maurice, Eugene George  
MRN: 561253820, DOB: 1/2/1949, Sex: M  
Adm: 11/1/2017, D/C: 11/2/2017

Flowsheets (all recorded) (continued)

CARDNT HEMODYNAMIC (continued)

| Row Name          | 11/01/17 08:34:19   | 11/01/17 07:18 |
|-------------------|---------------------|----------------|
| AO Pressures      |                     |                |
| AO Systolic       | 109 mmHg -VI        | —              |
| AO Diastolic      | 52 mmHg -VI         | —              |
| AO Mean           | 75 mmHg -VI         | —              |
| AO Heart Rate     | 56 bpm -VI          | —              |
| Data Collected    |                     |                |
| Hemodynamic Phase | Phase: Baseline -VI | —              |



WS Kennestone Hospital  
677 Church Street  
Marietta GA 30060-1101  
Inpatient Record

Maurice, Eugene George  
MRN: 561253820, DOB: 1/2/1949, Sex: M  
Adm: 11/1/2017, D/C: 11/2/2017

**Flowsheets (all recorded)**

**Cath Lab Pain Assessment**

| Row Name | 11/01/17 12:11:13 | 11/01/17 08:32:28 |
|----------|-------------------|-------------------|
| Pain     | No -KT            | No -CC            |





WS Kennestone Hospital  
677 Church Street  
Marietta GA 30060-1101  
Inpatient Record

Maurice, Eugene George  
MRN: 561253820, DOB: 1/2/1949, Sex: M  
Adm: 11/1/2017, D/C: 11/2/2017

---

**Flowsheets (all recorded)**

**Preop Nurse**

---

| Row Name            | 11/01/17 0645 |
|---------------------|---------------|
| Pre-op Nurse        |               |
| Pre Procedure Nurse | kw -KW        |

---



WS Kennestone Hospital  
677 Church Street  
Marietta GA 30060-1101  
Inpatient Record

Maurice, Eugene George  
MRN: 561253820, DOB: 1/2/1949, Sex: M  
Adm: 11/1/2017, D/C: 11/2/2017

**Flowsheets (all recorded)**

**Daily Cares**

| Row Name                                      | 11/02/17 1200 | 11/02/17 0900 | 11/02/17 0400                      | 11/01/17 2000 | 11/01/17 1800   |
|---|---------------|---------------|------------------------------------|---------------|---|
| <b>Safe Environment</b>                       |               |               |                                    |               |   |
| Arm Bands On                                  | ---           | ---           | ---                                | ---           | ID;Allergies -AG  |
| Safety Checks                                 | ---           | ---           | ---                                | ---           | Overbed table in reach;Bed in lowest position;Wheels on bed locked;Wheels on chair locked;NonSkid Footwear on;Call light in reach -AG |
| Safety Alarm Verified                         | ---           | ---           | ---                                | ---           | Bed -AG   |
| Side Rails/Bed Safety                         | ---           | ---           | ---                                | ---           | 3/4 -AG   |
| <b>Mobility</b>                               |               |               |                                    |               |   |
| Mobility Intervention                         | ---           | ---           | ---                                | ---           | Bedrest -AG   |
| Level of Assistance                           | ---           | ---           | ---                                | ---           | Minimal assist, patient does 75% or more -AG  |
| Active Range of Motion                        | ---           | ---           | ---                                | ---           | Active;All extremities -AG  |
| <b>Patient Position</b>                       |               |               |                                    |               |   |
| Head of Bed Elevated > / = 30 degrees         | ---           | ---           | ---                                | ---           | HOB less than 20 -AG  |
| Repositioned                                  | ---           | ---           | ---                                | ---           | Semi Fowler's -AG   |
| <b>Hygiene</b>                                |               |               |                                    |               |   |
| Foley Care/ Peri Care Performed by            | ---           | ---           | Completed -TA<br>Nursing Staff -TA | ---           | ---   |
| <b>Anti-Embolism Devices</b>                  |               |               |                                    |               |   |
| Anti-Embolism Devices                         | Off -JG       | ---           | ---                                | Off -NB       | ---   |
| <b>Family/Significant Other Communication</b> |               |               |                                    |               |   |
| Family/Significant Other Update               | ---           | ---           | ---                                | ---           | Visiting -AG  |
| <b>Telemetry Details</b>                      |               |               |                                    |               |   |
| Telemetry Monitor On                          | ---           | Yes -JG       | ---                                | ---           | Yes -AG   |
| Telemetry Audible                             | ---           | Yes -JG       | ---                                | ---           | Yes -AG   |
| Telemetry Box Number                          | ---           | 5799 -JG      | ---                                | ---           | 5799 -AG  |
| Telemetry Alarms Set                          | ---           | Yes -JG       | ---                                | ---           | Yes -AG   |
| <b>Incentive Spirometer</b>                   |               |               |                                    |               |   |
| Is pt using incentive spirometer?             | ---           | No -JG        | ---                                | No -NB        | ---   |

| Row Name                              | 11/01/17 1600   | 11/01/17 1400   | 11/01/17 1241 |
|---------------------------------------|---|---|---------------|
| <b>Safe Environment</b>               |   |   |               |
| Arm Bands On                          | ID;Allergies -AG  | ID;Allergies -AG  | ---           |
| Safety Checks                         | Overbed table in reach;Bed in lowest position;Wheels on bed locked;Wheels on chair locked;NonSkid Footwear on;Call light in reach -AG | Overbed table in reach;Bed in lowest position;Wheels on bed locked;Wheels on chair locked;NonSkid Footwear on;Call light in reach -AG | ---           |
| Safety Alarm Verified                 | Bed -AG   | Bed -AG   | ---           |
| Side Rails/Bed Safety                 | 3/4 -AG   | 3/4 -AG   | ---           |
| <b>Mobility</b>                       |   |   |               |
| Mobility Intervention                 | Bedrest -AG   | Bedrest -AG   | ---           |
| Level of Assistance                   | Minimal assist, patient does 75% or more -AG  | Minimal assist, patient does 75% or more -AG  | ---           |
| Active Range of Motion                | Active;All extremities -AG  | Active;All extremities -AG  | ---           |
| <b>Patient Position</b>               |   |   |               |
| Head of Bed Elevated > / = 30 degrees | HOB less than 20 -AG  | HOB less than 20 -AG  | ---           |
| Repositioned                          | Supine -AG  | Supine -AG  | ---           |
| <b>Anti-Embolism Devices</b>          |   |   |               |
| Anti-Embolism Devices                 | ---   | ---   | Off -JG       |



WS Kennestone Hospital  
 677 Church Street  
 Marietta GA 30060-1101  
 Inpatient Record

Maurice, Eugene George  
 MRN: 561253820, DOB: 1/2/1949, Sex: M  
 Adm: 11/1/2017, D/C: 11/2/2017

**Flowsheets (all recorded) (continued)**

**Daily Cares (continued)**

| Row Name                                      | 11/01/17 1600 | 11/01/17 1400 | 11/01/17 1241 |
|---|---------------|---------------|---------------|
| <b>Family/Significant Other Communication</b> |               |               |               |
| Family/Significant Other Update               | Visiting -AG  | Visiting -AG  | Visiting -AG  |
| <b>Telemetry Details</b>                      |               |               |               |
| Telemetry Monitor On                          | Yes -AG       | ---           | Yes -JG       |
| Telemetry Audible                             | Yes -AG       | ---           | Yes -JG       |
| Telemetry Box Number                          | 5799 -AG      | ---           | 5799 -JG      |
| Telemetry Alarms Set                          | Yes -AG       | ---           | Yes -JG       |
| <b>Incentive Spirometer</b>                   |               |               |               |
| Is pt using incentive spirometer?             | ---           | ---           | No -JG        |



WS Kennestone Hospital  
677 Church Street  
Marietta GA 30060-1101  
Inpatient Record

Maurice, Eugene George  
MRN: 561253820, DOB: 1/2/1949, Sex: M  
Adm: 11/1/2017, D/C: 11/2/2017

**Flowsheets (all recorded)**

**Arterial/Venous Sheath Assessment**

| Row Name   | 11/02/17 11:32:20                | 11/02/17 0900                    | 11/02/17 07:25:45                | 11/02/17 03:53:02                | 11/02/17 03:16:07     |
|--|----------------------------------|----------------------------------|----------------------------------|----------------------------------|-----------------------|
| <b>Sheath Insertion Site Location - Assessment</b> |                                  |                                  |                                  |                                  |                       |
| L Radial Pulse                                     | —                                | +2 -JG                           | —                                | —                                | —                     |
| R Radial Pulse                                     | —                                | +2 -JG                           | —                                | —                                | —                     |
| <b>LLE Neurovascular Assessment</b>                |                                  |                                  |                                  |                                  |                       |
| LLE Capillary Refill                               | —                                | Less than/equal to 3 seconds -JG | —                                | —                                | —                     |
| LLE Color  | —                                | Appropriate for ethnicity -JG    | —                                | —                                | —                     |
| LLE Temperature/Moisture                           | —                                | Warm;Dry -JG                     | —                                | —                                | —                     |
| LLE Sensation                                      | —                                | Present -JG                      | —                                | —                                | —                     |
| L Pedal Pulse                                      | —                                | +2 -JG                           | —                                | —                                | —                     |
| <b>RLE Neurovascular Assessment</b>                |                                  |                                  |                                  |                                  |                       |
| RLE Capillary Refill                               | —                                | Less than/equal to 3 seconds -JG | —                                | —                                | —                     |
| RLE Color  | —                                | Appropriate for ethnicity -JG    | —                                | —                                | —                     |
| RLE Temperature/Moisture                           | —                                | Warm;Dry -JG                     | —                                | —                                | —                     |
| RLE Sensation                                      | —                                | Present -JG                      | —                                | —                                | —                     |
| R Pedal Pulse                                      | —                                | +1 -JG                           | —                                | —                                | —                     |
| <b>Vitals</b>                                      |                                  |                                  |                                  |                                  |                       |
| Temp   | 97.3 °F (36.3 °C) -DI (r) RG (t) | —                                | 97.8 °F (36.6 °C) -DI (r) RG (t) | 97.9 °F (36.6 °C) -DI (r) TA (t) | —                     |
| Temp src   | —                                | —                                | Oral -RG                         | Oral -TA                         | —                     |
| Pulse  | 61 -DI (r) RG (t)                | —                                | 67 -DI (r) RG (t)                | —                                | 68 -DI (r) NB (t)     |
| Heart Rate Source                                  | —                                | —                                | Monitor -RG                      | —                                | —                     |
| Resp   | 16 -DI (r) RG (t)                | —                                | 18 -RG                           | 17 -DI (r) TA (t)                | —                     |
| BP   | 159/73 -DI (r) RG (t)            | —                                | 139/71 -DI (r) RG (t)            | —                                | 129/62 -DI (r) NB (t) |
| Patient Position                                   | —                                | —                                | Supine -RG                       | —                                | —                     |
| <b>Oxygen Therapy</b>                              |                                  |                                  |                                  |                                  |                       |
| SpO2   | 97 % -DI (r) RG (t)              | —                                | 95 % -DI (r) RG (t)              | —                                | 94 % -DI (r) NB (t)   |
| O2 Device  | —                                | None (Room air) -JG              | None (Room air) -RG              | —                                | —                     |

| Row Name   | 11/01/17 22:12:48                | 11/01/17 19:49:06                | 11/01/17 1930 | 11/01/17 18:17:07     | 11/01/17 18:15:27     |
|--|----------------------------------|----------------------------------|---------------|-----------------------|-----------------------|
| <b>Sheath Insertion Site Location - Assessment</b> |                                  |                                  |               |                       |                       |
| L Radial Pulse                                     | —                                | —                                | +2 -NB        | —                     | —                     |
| R Radial Pulse                                     | —                                | —                                | +2 -NB        | —                     | —                     |
| <b>RLE Neurovascular Assessment</b>                |                                  |                                  |               |                       |                       |
| R Posterior Tibial Pulse                           | —                                | —                                | +1 -NB        | —                     | —                     |
| R Pedal Pulse                                      | —                                | —                                | +2 -NB        | —                     | —                     |
| <b>Vitals</b>                                      |                                  |                                  |               |                       |                       |
| Temp   | 98.5 °F (36.9 °C) -DI (r) TA (t) | 98.2 °F (36.8 °C) -DI (r) TA (t) | —             | —                     | —                     |
| Temp src   | Oral -TA                         | Oral -TA                         | —             | —                     | —                     |
| Pulse  | 69 -DI (r) TA (t)                | 65 -DI (r) TA (t)                | —             | 72 -DI (r) AG (t)     | 74 -DI (r) AG (t)     |
| Heart Rate Source                                  | Monitor -TA                      | Monitor -TA                      | —             | —                     | —                     |
| Resp   | 17 -DI (r) TA (t)                | 17 -DI (r) TA (t)                | —             | —                     | —                     |
| BP   | 122/62 -DI (r) TA (t)            | 110/63 -DI (r) TA (t)            | —             | 146/70 -DI (r) AG (t) | 161/77 -DI (r) AG (t) |
| Patient Position                                   | Supine -TA                       | Supine -TA                       | —             | Standing -AG          | Sitting -AG           |
| <b>Oxygen Therapy</b>                              |                                  |                                  |               |                       |                       |
| SpO2   | 93 % -DI (r) TA (t)              | 94 % -DI (r) TA (t)              | —             | —                     | —                     |
| O2 Device  | None (Room air) -TA              | None (Room air) -TA              | —             | None (Room air) -AG   | None (Room air) -AG   |

| Row Name                            | 11/01/17 18:11:44 | 11/01/17 1800                    | 11/01/17 1700                    | 11/01/17 1600                    | 11/01/17 1530                    |
|-------------------------------------|-------------------|----------------------------------|----------------------------------|----------------------------------|----------------------------------|
| <b>LLE Neurovascular Assessment</b> |                   |                                  |                                  |                                  |                                  |
| LLE Capillary Refill                | —                 | Less than/equal to 3 seconds -JG | Less than/equal to 3 seconds -JG | Less than/equal to 3 seconds -JG | Less than/equal to 3 seconds -JG |
| LLE Color                           | —                 | Appropriate for ethnicity -JG    | Appropriate for ethnicity -JG    | Appropriate for ethnicity -JG    | Appropriate for ethnicity -JG    |
| LLE Temperature/Moisture            | —                 | Warm;Dry -JG                     | Warm;Dry -JG                     | Warm;Dry -JG                     | Warm;Dry -JG                     |
| LLE Sensation                       | —                 | Present -JG                      | Present -JG                      | Present -JG                      | Present -JG                      |



**Flowsheets (all recorded) (continued)**

**Arterial/Venous Sheath Assessment (continued)**

| Row Name                            | 11/01/17 18:11:44                | 11/01/17 1800                    | 11/01/17 1700                    | 11/01/17 1600                    | 11/01/17 1530                    |
|-------------------------------------|----------------------------------|----------------------------------|----------------------------------|----------------------------------|----------------------------------|
| L Pedal Pulse                       | —                                | +2 -JG                           | +2 -JG                           | +2 -JG                           | +2 -JG                           |
| <b>RLE Neurovascular Assessment</b> |                                  |                                  |                                  |                                  |                                  |
| RLE Capillary Refill                | —                                | Less than/equal to 3 seconds -JG | Less than/equal to 3 seconds -JG | Less than/equal to 3 seconds -JG | Less than/equal to 3 seconds -JG |
| RLE Color                           | —                                | Appropriate for ethnicity -JG    | Appropriate for ethnicity -JG    | Appropriate for ethnicity -JG    | Appropriate for ethnicity -JG    |
| RLE Temperature/Moisture            | —                                | Warm;Dry -JG                     | Warm;Dry -JG                     | Warm;Dry -JG                     | Warm;Dry -JG                     |
| RLE Sensation                       | —                                | Present -JG                      | Present -JG                      | Present -JG                      | Present -JG                      |
| R Pedal Pulse                       | —                                | +2 -JG                           | +2 -JG                           | +2 -JG                           | +2 -JG                           |
| <b>Vitals</b>                       |                                  |                                  |                                  |                                  |                                  |
| Temp                                | 98.1 °F (36.7 °C) -DI (r) AG (t) | —                                | —                                | —                                | —                                |
| Temp src                            | Oral -AG                         | —                                | —                                | —                                | —                                |
| Resp                                | 20 -DI (r) AG (t)                | —                                | —                                | —                                | —                                |
| BP                                  | 130/61 -DI (r) AG (t)            | —                                | —                                | —                                | —                                |
| Patient Position                    | Supine -AG                       | —                                | —                                | —                                | —                                |
| <b>Oxygen Therapy</b>               |                                  |                                  |                                  |                                  |                                  |
| O2 Device                           | None (Room air) -AG              | —                                | —                                | —                                | —                                |

| Row Name                            | 11/01/17 1500                    | 11/01/17 1430                    | 11/01/17 1400                    | 11/01/17 1330                    | 11/01/17 1315                    |
|-------------------------------------|----------------------------------|----------------------------------|----------------------------------|----------------------------------|----------------------------------|
| <b>LLE Neurovascular Assessment</b> |                                  |                                  |                                  |                                  |                                  |
| LLE Capillary Refill                | Less than/equal to 3 seconds -JG | Less than/equal to 3 seconds -JG | Less than/equal to 3 seconds -JG | Less than/equal to 3 seconds -JG | Less than/equal to 3 seconds -JG |
| LLE Color                           | Appropriate for ethnicity -JG    | Appropriate for ethnicity -JG    | Appropriate for ethnicity -JG    | Appropriate for ethnicity -JG    | Appropriate for ethnicity -JG    |
| LLE Temperature/Moisture            | Warm;Dry -JG                     | Warm;Dry -JG                     | Warm;Dry -JG                     | Warm;Dry -JG                     | Warm;Dry -JG                     |
| LLE Sensation                       | Present -JG                      | Present -JG                      | Present -JG                      | Present -JG                      | Present -JG                      |
| L Pedal Pulse                       | +2 -JG                           | +2 -JG                           | +2 -JG                           | +2 -JG                           | +2 -JG                           |
| <b>RLE Neurovascular Assessment</b> |                                  |                                  |                                  |                                  |                                  |
| RLE Capillary Refill                | Less than/equal to 3 seconds -JG | Less than/equal to 3 seconds -JG | Less than/equal to 3 seconds -JG | Less than/equal to 3 seconds -JG | Less than/equal to 3 seconds -JG |
| RLE Color                           | Appropriate for ethnicity -JG    | Appropriate for ethnicity -JG    | Appropriate for ethnicity -JG    | Appropriate for ethnicity -JG    | Appropriate for ethnicity -JG    |
| RLE Temperature/Moisture            | Warm;Dry -JG                     | Warm;Dry -JG                     | Warm;Dry -JG                     | Warm;Dry -JG                     | Warm;Dry -JG                     |
| RLE Sensation                       | Present -JG                      | Present -JG                      | Present -JG                      | Present -JG                      | Present -JG                      |
| R Pedal Pulse                       | +2 -JG                           | +2 -JG                           | +2 -JG                           | +2 -JG                           | +2 -JG                           |

**Row Name 11/01/17 1300 11/01/17 12:45:07 11/01/17 1245 11/01/17 1241 11/01/17 10:24:35**

**[REMOVED] Arterial Sheath 6 Fr. Right Femoral**

Arterial/Venous Sheath Properties Placement Date: 11/01/17 -KT Placement Time: 0856 -KT Present On Arrival : No -KT Sheath Size: 6 Fr. -KT Line Orientation: Right -KT Sheath Insertion Site: Femoral -KT Sutured: No -KT Inserted by: Dr. Sheikh -KT Local Anesthetic: Injectable -KT Site Prep: Chlorhexidine -KT Free Flowing Blood Return: Yes -KT Removal Date: 11/01/17 -KT Removal Time: 1202 -KT Removal Reason: Per protocol -KT Initial Post Removal Site Assessment: No complications;Catheter intact -KT

**[REMOVED] Arterial Sheath 8 Fr. Left Femoral**

Arterial/Venous Sheath Properties Placement Date: 11/01/17 -KT Placement Time: 0902 -KT Present On Arrival : No -KT Sheath Size: 8 Fr. -KT Line Orientation: Left -KT Sheath Insertion Site: Femoral -KT Sutured: No -KT Inserted by: Dr. Sheikh -KT Local Anesthetic: Injectable -KT Site Prep: Chlorhexidine -KT Free Flowing Blood Return: Yes -KT Removal Date: 11/01/17 -KT Removal Time: 1203 -KT Removal Reason: Per protocol -KT Initial Post Removal Site Assessment: Hematoma;Catheter intact -KT Hematoma Size (Post Removal): 3 - 5 cm -KT, golfball size

**Sheath Insertion Site Location - Assessment**

|                |   |   |        |        |   |
|----------------|---|---|--------|--------|---|
| Femoral        | — | — | Rt -JG | Lt -JG | — |
| L Radial Pulse | — | — | —      | +2 -JG | — |
| R Radial Pulse | — | — | —      | +2 -JG | — |

**LLE Neurovascular Assessment**

|                          |                                  |   |                                  |                                  |   |
|--------------------------|----------------------------------|---|----------------------------------|----------------------------------|---|
| LLE Capillary Refill     | Less than/equal to 3 seconds -JG | — | Less than/equal to 3 seconds -JG | Less than/equal to 3 seconds -JG | — |
| LLE Color                | Appropriate for ethnicity -JG    | — | Appropriate for ethnicity -JG    | Appropriate for ethnicity -JG    | — |
| LLE Temperature/Moisture | Warm;Dry -JG                     | — | Dry;Warm -JG                     | Dry;Warm -JG                     | — |
| LLE Sensation            | Present -JG                      | — | Present -JG                      | Present -JG                      | — |
| L Pedal Pulse            | +2 -JG                           | — | +2 -JG                           | +2 -JG                           | — |

**RLE Neurovascular Assessment**





Flowsheets (all recorded) (continued)

Arterial/Venous Sheath Assessment (continued)

| Row Name                 | 11/01/17 1300                    | 11/01/17 12:45:07 | 11/01/17 1245                    | 11/01/17 1241 | 11/01/17 10:24:35 |
|--------------------------|----------------------------------|-------------------|----------------------------------|---------------|-------------------|
| RLE Capillary Refill     | Less than/equal to 3 seconds -JG | ---               | Less than/equal to 3 seconds -JG | ---           | ---               |
| RLE Color                | Appropriate for ethnicity -JG    | ---               | Appropriate for ethnicity -JG    | ---           | ---               |
| RLE Temperature/Moisture | Warm;Dry -JG                     | ---               | Warm;Dry -JG                     | ---           | ---               |
| RLE Sensation            | Present -JG                      | ---               | Present -JG                      | ---           | ---               |
| R Femoral Pulse          | --- -JG                          | ---               | --- -JG                          | ---           | ---               |
| R Pedal Pulse            | +2 -JG                           | ---               | +2 -JG                           | +2 -JG        | ---               |

Vitals

|                   |     |                                  |     |     |     |
|-------------------|-----|----------------------------------|-----|-----|-----|
| Temp              | --- | 98.1 °F (36.7 °C) -DI (r) AG (t) | --- | --- | --- |
| Temp src          | --- | Oral -AG                         | --- | --- | --- |
| Pulse             | --- | 58 -DI (r) AG (t)                | --- | --- | --- |
| Heart Rate Source | --- | Monitor -AG                      | --- | --- | --- |
| Resp              | --- | 16 -DI (r) AG (t)                | --- | --- | --- |
| BP                | --- | 156/88 -DI (r) AG (t)            | --- | --- | --- |
| Patient Position  | --- | Supine -AG                       | --- | --- | --- |

Oxygen Therapy

|           |     |                     |     |                     |     |
|-----------|-----|---------------------|-----|---------------------|-----|
| SpO2      | --- | 93 % -DI (r) AG (t) | --- | ---                 | --- |
| O2 Device | --- | None (Room air) -AG | --- | None (Room air) -JG | --- |

ACT (Activated Clotting Time) Ref

|                            |     |     |     |     |                 |
|----------------------------|-----|-----|-----|-----|-----------------|
| Dose (units/kg/hr) Heparin | --- | --- | --- | --- | *3000 Units -KT |
|----------------------------|-----|-----|-----|-----|-----------------|

| Row Name | 11/01/17 09:36:42 | 11/01/17 09:14:54 | 11/01/17 09:03:28 | 11/01/17 08:32:57 | 11/01/17 08:32:31 |
|----------|-------------------|-------------------|-------------------|-------------------|-------------------|
|----------|-------------------|-------------------|-------------------|-------------------|-------------------|

[REMOVED] Arterial Sheath 6 Fr. Right Femoral

|                                   |  |  |  |  |  |
|-----------------------------------|--|--|--|--|--|
| Arterial/Venous Sheath Properties | Placement Date: 11/01/17 -KT Placement Time: 0856 -KT Present On Arrival : No -KT Sheath Size: 6 Fr. -KT Line Orientation: Right -KT Sheath Insertion Site: Femoral -KT Sutured: No -KT Inserted by: Dr. Sheikh -KT Local Anesthetic: Injectable -KT Site Prep: Chlorhexidine -KT Free Flowing Blood Return: Yes -KT Removal Date: 11/01/17 -KT Removal Time: 1202 -KT Removal Reason: Per protocol -KT Initial Post Removal Site Assessment: No complications;Catheter intact -KT |  |  |  |  |
|-----------------------------------|--|--|--|--|--|

[REMOVED] Arterial Sheath 8 Fr. Left Femoral

|                                   |   |  |  |  |  |
|-----------------------------------|---|--|--|--|--|
| Arterial/Venous Sheath Properties | Placement Date: 11/01/17 -KT Placement Time: 0902 -KT Present On Arrival : No -KT Sheath Size: 8 Fr. -KT Line Orientation: Left -KT Sheath Insertion Site: Femoral -KT Sutured: No -KT Inserted by: Dr. Sheikh -KT Local Anesthetic: Injectable -KT Site Prep: Chlorhexidine -KT Free Flowing Blood Return: Yes -KT Removal Date: 11/01/17 -KT Removal Time: 1203 -KT Removal Reason: Per protocol -KT Initial Post Removal Site Assessment: Hematoma;Catheter intact -KT Hematoma Size (Post Removal): 3 - 5 cm -KT, golfball size |  |  |  |  |
|-----------------------------------|---|--|--|--|--|

Oxygen Therapy

|                      |     |     |     |     |                   |
|----------------------|-----|-----|-----|-----|-------------------|
| O2 Device            | --- | --- | --- | --- | Nasal cannula -CC |
| O2 Flow Rate (L/min) | --- | --- | --- | --- | 3 L/min -CC       |

ACT (Activated Clotting Time) Ref

|                            |                 |                 |                 |                       |     |
|----------------------------|-----------------|-----------------|-----------------|-----------------------|-----|
| Dose (units/kg/hr) Heparin | *2000 Units -KT | *3000 Units -KT | *7000 Units -KT | *4 Bag -KT (r) AS (t) | --- |
|----------------------------|-----------------|-----------------|-----------------|-----------------------|-----|

| Row Name | 11/01/17 0718 | 11/01/17 0711 |
|----------|---------------|---------------|
|----------|---------------|---------------|

Sheath Insertion Site Location - Assessment

|                |     |        |
|----------------|-----|--------|
| L Radial Pulse | --- | +2 -KW |
| R Radial Pulse | --- | +2 -KW |

LLE Neurovascular Assessment

|                          |     |        |
|--------------------------|-----|--------|
| L Posterior Tibial Pulse | --- | +2 -KW |
| L Pedal Pulse            | --- | +2 -KW |

RLE Neurovascular Assessment

|                          |     |        |
|--------------------------|-----|--------|
| R Posterior Tibial Pulse | --- | +1 -KW |
| R Pedal Pulse            | --- | +2 -KW |

Vitals

|                   |                       |     |
|-------------------|-----------------------|-----|
| Temp              | 97.8 °F (36.6 °C) -KW | --- |
| Temp src          | Oral -KW              | --- |
| Pulse             | 55 -KW                | --- |
| Heart Rate Source | Monitor -KW           | --- |
| Resp              | 16 -KW                | --- |
| BP                | 117/58 -KW            | --- |

Oxygen Therapy



WS Kennestone Hospital  
677 Church Street  
Marietta GA 30060-1101  
Inpatient Record

Maurice, Eugene George  
MRN: 561253820, DOB: 1/2/1949, Sex: M  
Adm: 11/1/2017, D/C: 11/2/2017

**Flowsheets (all recorded) (continued)**

**Arterial/Venous Sheath Assessment (continued)**

| Row Name | 11/01/17 0718 | 11/01/17 0711 |
|----------|---------------|---------------|
| SpO2     | 94 % -KW      | —             |



WS Kennestone Hospital  
677 Church Street  
Marietta GA 30060-1101  
Inpatient Record

Maurice, Eugene George  
MRN: 561253820, DOB: 1/2/1949, Sex: M  
Adm: 11/1/2017, D/C: 11/2/2017

**Flowsheets (all recorded)**

**Patient Belongings**

| Row Name                              | 11/01/17 0653          |
|---------------------------------------|------------------------|
| <b>Patient Belongings at Bedside</b>  |                        |
| Belongings at Bedside                 | Eye glasses wallet -KW |
| Belongings sent to security (Retired) | No -KW                 |
| (RETIRED)Belongings Sent Home         | No -KW                 |
| <b>Patient Medications</b>            |                        |
| Medications brought by patient?       | No -KW                 |



WS Kennestone Hospital  
677 Church Street  
Marietta GA 30060-1101  
Inpatient Record

Maurice, Eugene George  
MRN: 561253820, DOB: 1/2/1949, Sex: M  
Adm: 11/1/2017, D/C: 11/2/2017

Flowsheets (all recorded)

CAGE Questionnaire

| Row Name  | 11/01/17 1200 |
|---|---------------|
| CAGE Questionnaire  |               |
| Have you felt the need to cut down on your drinking?        | 0 -JG         |
| Have you ever felt annoyed by criticizing of your drinking? | 0 -JG         |
| Have you ever felt guilty about your drinking?              | 0 -JG         |
| Have you ever felt you needed an eye-opener?                | 0 -JG         |
| CAGE Score Total  | 0 -JG         |



WS Kennestone Hospital  
677 Church Street  
Marietta GA 30060-1101  
Inpatient Record

Maurice, Eugene George  
MRN: 561253820, DOB: 1/2/1949, Sex: M  
Adm: 11/1/2017, D/C: 11/2/2017

**Flowsheets (all recorded)**

**Adult Immunization Screening**

| Row Name  | 11/01/17 1200 |
|---|---------------|
| <b>Pneumococcal Screening - Age &gt;=65</b>                     |               |
| Age >=65  | NONE-Continue |
| Pneumococcal Screening  | -JG           |
| CONTRAINDICATIONS [Do any of the following exist?]              |               |
| Have you ever had a pneumococcal vaccination?                   | Yes -JG       |
| <b>Influenza Vaccine (Sept - March 31st)</b>                    |               |
| Have you received the Influenza Vaccine during this Flu season? | Yes -JG       |
| <b>Meets Criteria for Influenza Vaccine?</b>                    |               |
| Patient Meets Criteria For Influenza Vaccine?                   | No -JG        |





WS Kennestone Hospital  
677 Church Street  
Marietta GA 30060-1101  
Inpatient Record

Maurice, Eugene George  
MRN: 561253820, DOB: 1/2/1949, Sex: M  
Adm: 11/1/2017, D/C: 11/2/2017

**Flowsheets (all recorded)**

**Cardiac Rehab Follow-up**

| Row Name                        | 11/02/17 0824                       |
|---------------------------------|-------------------------------------|
| Cardiac Rehab follow-up needed? |                                     |
| Cardiac Rehab Follow up needed? | — 11/2-unsuccessful CTO; med tx -RC |



Flowsheets (all recorded)

Complex Assessment

| Row Name                            | 11/02/17 0900                                | 11/02/17 0400 | 11/02/17 03:16:07 | 11/01/17 1930           | 11/01/17 1800                    |
|-------------------------------------|--|---------------|-------------------|-------------------------|----------------------------------|
| <b>Neurological</b>                 |  |               |                   |                         |                                  |
| Level of Consciousness              | Alert -JG                                    | —             | —                 | Alert -NB               | —                                |
| <b>HEENT</b>                        |  |               |                   |                         |                                  |
| HEENT (WDL)                         | X -JG  | —             | —                 | X -NB                   | —                                |
| R Eye                               | Impaired vision -JG                          | —             | —                 | Impaired vision -NB     | —                                |
| L Eye                               | Impaired vision -JG                          | —             | —                 | Impaired vision -NB     | —                                |
| <b>Cardiac</b>                      |  |               |                   |                         |                                  |
| Cardiac Regularity                  | Regular -JG                                  | —             | —                 | —                       | —                                |
| Heart Sounds                        | —  | —             | —                 | S1, S2 -NB              | —                                |
| Cardiac Rhythm                      | Normal sinus rhythm -JG                      | —             | —                 | Normal sinus rhythm -NB | —                                |
| <b>Cardiac Monitor</b>              |  |               |                   |                         |                                  |
| Bedside Cardiac Monitor On          | No -JG                                       | —             | —                 | —                       | —                                |
| Telemetry Monitor On                | Yes -JG                                      | —             | —                 | —                       | Yes -AG                          |
| Telemetry Audible                   | Yes -JG                                      | —             | —                 | —                       | Yes -AG                          |
| Telemetry Alarms Set                | Yes -JG                                      | —             | —                 | —                       | Yes -AG                          |
| Telemetry Box Number                | 5799 -JG                                     | —             | —                 | —                       | 5799 -AG                         |
| <b>Peripheral Vascular</b>          |  |               |                   |                         |                                  |
| Peripheral Vascular (WDL)           | WDL -JG                                      | —             | —                 | WDL -NB                 | —                                |
| RLE Capillary Refill                | Less than/equal to 3 seconds -JG             | —             | —                 | —                       | Less than/equal to 3 seconds -JG |
| LLE Capillary Refill                | Less than/equal to 3 seconds -JG             | —             | —                 | —                       | Less than/equal to 3 seconds -JG |
| <b>RUE Neurovascular Assessment</b> |  |               |                   |                         |                                  |
| R Radial Pulse                      | +2 -JG                                       | —             | —                 | +2 -NB                  | —                                |
| <b>LUE Neurovascular Assessment</b> |  |               |                   |                         |                                  |
| L Radial Pulse                      | +2 -JG                                       | —             | —                 | +2 -NB                  | —                                |
| <b>RLE Neurovascular Assessment</b> |  |               |                   |                         |                                  |
| RLE Color                           | Appropriate for ethnicity -JG                | —             | —                 | —                       | Appropriate for ethnicity -JG    |
| RLE Temperature/Moisture            | Warm;Dry -JG                                 | —             | —                 | —                       | Warm;Dry -JG                     |
| RLE Sensation                       | Present -JG                                  | —             | —                 | —                       | Present -JG                      |
| R Posterior Tibial Pulse            | —  | —             | —                 | +1 -NB                  | —                                |
| R Pedal Pulse                       | +1 -JG                                       | —             | —                 | +2 -NB                  | +2 -JG                           |
| <b>LLE Neurovascular Assessment</b> |  |               |                   |                         |                                  |
| LLE Color                           | Appropriate for ethnicity -JG                | —             | —                 | —                       | Appropriate for ethnicity -JG    |
| LLE Temperature/Moisture            | Warm;Dry -JG                                 | —             | —                 | —                       | Warm;Dry -JG                     |
| LLE Sensation                       | Present -JG                                  | —             | —                 | —                       | Present -JG                      |
| L Pedal Pulse                       | +2 -JG                                       | —             | —                 | —                       | +2 -JG                           |
| <b>Integumentary</b>                |  |               |                   |                         |                                  |
| Integumentary (WDL)                 | X -JG  | —             | —                 | X -NB                   | —                                |
| Skin Color                          | Appropriate for ethnicity -JG                | —             | —                 | —                       | —                                |
| Skin Condition/Temp                 | Dry;Warm -JG                                 | —             | —                 | Dry;Warm -NB            | —                                |
| Skin Integrity                      | Other (Comment);Bruising surgical wounds -JG | —             | —                 | —                       | —                                |
| Skin Location                       | L and R groin -JG                            | —             | —                 | L and R groin -NB       | —                                |
| Skin Turgor                         | Non-tenting -JG                              | —             | —                 | —                       | —                                |
| <b>Braden Scale</b>                 |  |               |                   |                         |                                  |
| Sensory Perceptions                 | 4 -JG  | —             | —                 | 4 -NB                   | —                                |
| Moisture                            | 4 -JG  | —             | —                 | 4 -NB                   | —                                |
| Activity                            | 3 -JG  | —             | —                 | 1 -NB                   | —                                |
| Mobility                            | 4 -JG  | —             | —                 | 4 -NB                   | —                                |
| Nutrition                           | 3 -JG  | —             | —                 | 3 -NB                   | —                                |



WS Kennestone Hospital  
677 Church Street  
Marietta GA 30060-1101  
Inpatient Record

Maurice, Eugene George  
MRN: 561253820, DOB: 1/2/1949, Sex: M  
Adm: 11/1/2017, D/C: 11/2/2017

**Flowsheets (all recorded) (continued)**

**Complex Assessment (continued)**

| Row Name                                       | 11/02/17 0900   | 11/02/17 0400                    | 11/02/17 03:16:07                | 11/01/17 1930                    | 11/01/17 1800                              |
|--|---|----------------------------------|----------------------------------|----------------------------------|--|
| Friction and Shear                             | 3 -JG   | ---                              | ---                              | 3 -NB                            | ---  |
| Braden Scale Score                             | 21 -JG  | ---                              | ---                              | 19 -NB                           | ---  |
| <b>Wound</b>                                   |   |                                  |                                  |                                  |  |
| Type of Wound (LDA)                            | ---   | ---                              | ---                              | Surgical -NB                     | ---  |
| <b>[REMOVED] Surgical 11/01/17 Groin Left</b>  |   |                                  |                                  |                                  |  |
| Incision Properties                            | Date Documented: 11/01/17 -JG Time Documented: 1244 -JG Location: Groin -JG Wound Location Orientation: Left -JG Final Assessment Date: 10/10/19 -CR (r) EI (t), automated removal, RA 1205 Final Assessment Time: 1608 -CR (r) EI (t), automated removal, RA 1205  |                                  |                                  |                                  |  |
| Site Assessment                                | Other (Comment) -JG   | ---                              | ---                              | ---                              | Other (Comment) -JG                        |
| Surrounding Skin Assessment                    | Purple;Intact -JG   | ---                              | ---                              | Intact -NB                       | Intact -JG                                 |
| Closure  | None -JG  | ---                              | ---                              | UTA -NB                          | UTA -JG                                    |
| Drainage Amount                                | None -JG  | ---                              | ---                              | ---                              | None -JG                                   |
| Treatments                                     | Site care -JG   | ---                              | ---                              | Site care -NB                    | ---  |
| Dressing                                       | Dry dressing -JG  | ---                              | ---                              | ---                              | Barrier Film;Dry dressing;Gauze -JG        |
| Dressing Changed                               | Changed -JG   | ---                              | ---                              | Changed -NB                      | ---  |
| Dressing Assessment                            | Clean;Dry;Intact -JG  | ---                              | ---                              | Clean;Dry;Intact -NB             | Intact;Occlusive;Transparent -JG           |
| <b>[REMOVED] Surgical 11/01/17 Groin Right</b> |   |                                  |                                  |                                  |  |
| Incision Properties                            | Date Documented: 11/01/17 -JG Time Documented: 1244 -JG Location: Groin -JG Wound Location Orientation: Right -JG Final Assessment Date: 10/10/19 -CR (r) EI (t), automated removal, RA 1205 Final Assessment Time: 1608 -CR (r) EI (t), automated removal, RA 1205 |                                  |                                  |                                  |  |
| Site Assessment                                | Other (Comment) -JG   | ---                              | ---                              | ---                              | Other (Comment) -JG                        |
| Surrounding Skin Assessment                    | Intact -JG  | ---                              | ---                              | ---                              | Intact -JG                                 |
| Closure  | None -JG  | ---                              | ---                              | UTA -NB                          | UTA -JG                                    |
| Drainage Amount                                | None -JG  | ---                              | ---                              | ---                              | None -JG                                   |
| Treatments                                     | Site care -JG   | ---                              | ---                              | ---                              | ---  |
| Dressing                                       | Dry dressing -JG  | ---                              | ---                              | ---                              | Barrier Film;Dry dressing;Gauze -JG        |
| Dressing Changed                               | Changed -JG   | ---                              | ---                              | ---                              | ---  |
| Dressing Assessment                            | Clean;Dry;Intact -JG  | ---                              | ---                              | Clean;Dry;Intact -NB             | Clean;Dry;Intact;Occlusive;Transparent -JG |
| <b>Gastrointestinal</b>                        |   |                                  |                                  |                                  |  |
| Gastrointestinal (WDL)                         | WDL -JG   | ---                              | ---                              | WDL -NB                          | ---  |
| Last BM Date                                   | ---   | ---                              | ---                              | 10/31/17 -NB                     | ---  |
| <b>Urine Assessment</b>                        |   |                                  |                                  |                                  |  |
| Foley Care/ Peri Care                          | ---   | Completed -TA                    | ---                              | ---                              | ---  |
| <b>Psychosocial</b>                            |   |                                  |                                  |                                  |  |
| Psychosocial (WDL)                             | WDL -JG   | ---                              | ---                              | WDL -NB                          | ---  |
| <b>Charting Type</b>                           |   |                                  |                                  |                                  |  |
| Charting Type                                  | Shift assessment -JG  | ---                              | Reassessment no changes -NB      | Shift assessment -NB             | ---  |
| Row Name                                       | 11/01/17 1700   | 11/01/17 1600                    | 11/01/17 1530                    | 11/01/17 1500                    | 11/01/17 1430                              |
| <b>Cardiac Monitor</b>                         |   |                                  |                                  |                                  |  |
| Telemetry Monitor On                           | ---   | Yes -AG                          | ---                              | ---                              | ---  |
| Telemetry Audible                              | ---   | Yes -AG                          | ---                              | ---                              | ---  |
| Telemetry Alarms Set                           | ---   | Yes -AG                          | ---                              | ---                              | ---  |
| Telemetry Box Number                           | ---   | 5799 -AG                         | ---                              | ---                              | ---  |
| <b>Peripheral Vascular</b>                     |   |                                  |                                  |                                  |  |
| RLE Capillary Refill                           | Less than/equal to 3 seconds -JG  | Less than/equal to 3 seconds -JG | Less than/equal to 3 seconds -JG | Less than/equal to 3 seconds -JG | Less than/equal to 3 seconds -JG           |
| LLE Capillary Refill                           | Less than/equal to 3 seconds -JG  | Less than/equal to 3 seconds -JG | Less than/equal to 3 seconds -JG | Less than/equal to 3 seconds -JG | Less than/equal to 3 seconds -JG           |
| <b>RLE Neurovascular Assessment</b>            |   |                                  |                                  |                                  |  |
| RLE Color                                      | Appropriate for ethnicity -JG   | Appropriate for ethnicity -JG    | Appropriate for ethnicity -JG    | Appropriate for ethnicity -JG    | Appropriate for ethnicity -JG              |
| RLE Temperature/Moisture                       | Warm;Dry -JG  | Warm;Dry -JG                     | Warm;Dry -JG                     | Warm;Dry -JG                     | Warm;Dry -JG                               |
| RLE Sensation                                  | Present -JG   | Present -JG                      | Present -JG                      | Present -JG                      | Present -JG                                |



WS Kennestone Hospital  
677 Church Street  
Marietta GA 30060-1101  
Inpatient Record

Maurice, Eugene George  
MRN: 561253820, DOB: 1/2/1949, Sex: M  
Adm: 11/1/2017, D/C: 11/2/2017

**Flowsheets (all recorded) (continued)**

**Complex Assessment (continued)**

| Row Name                                       | 11/01/17 1700   | 11/01/17 1600                       | 11/01/17 1530                              | 11/01/17 1500                              | 11/01/17 1430                       |
|--|---|-------------------------------------|--|--|-------------------------------------|
| R Pedal Pulse                                  | +2 -JG  | +2 -JG                              | +2 -JG                                     | +2 -JG                                     | +2 -JG                              |
| <b>LLE Neurovascular Assessment</b>            |   |                                     |  |  |                                     |
| LLE Color                                      | Appropriate for ethnicity -JG   | Appropriate for ethnicity -JG       | Appropriate for ethnicity -JG              | Appropriate for ethnicity -JG              | Appropriate for ethnicity -JG       |
| LLE Temperature/Moisture                       | Warm;Dry -JG  | Warm;Dry -JG                        | Warm;Dry -JG                               | Warm;Dry -JG                               | Warm;Dry -JG                        |
| LLE Sensation                                  | Present -JG   | Present -JG                         | Present -JG                                | Present -JG                                | Present -JG                         |
| L Pedal Pulse                                  | +2 -JG  | +2 -JG                              | +2 -JG                                     | +2 -JG                                     | +2 -JG                              |
| <b>[REMOVED] Surgical 11/01/17 Groin Left</b>  |   |                                     |  |  |                                     |
| Incision Properties                            | Date Documented: 11/01/17 -JG Time Documented: 1244 -JG Location: Groin -JG Wound Location Orientation: Left -JG Final Assessment Date: 10/10/19 -CR (r) EI (t), automated removal, RA 1205 Final Assessment Time: 1608 -CR (r) EI (t), automated removal, RA 1205  |                                     |  |  |                                     |
| Site Assessment                                | Other (Comment) -JG   | Other (Comment) -JG                 | Other (Comment) -JG                        | Other (Comment) -JG                        | Other (Comment) -JG                 |
| Surrounding Skin Assessment                    | Intact -JG  | Intact -JG                          | Intact -JG                                 | Intact -JG                                 | Intact -JG                          |
| Closure  | UTA -JG   | UTA -JG                             | UTA -JG                                    | None -JG                                   | UTA -JG                             |
| Drainage Amount                                | None -JG  | Scant -JG                           | None -JG                                   | Small -JG                                  | None -JG                            |
| Treatments                                     | —   | —                                   | —  | Site care -JG                              | —                                   |
| Dressing                                       | Barrier Film;Dry dressing;Gauze -JG   | Barrier Film;Dry dressing;Gauze -JG | Barrier Film;Dry dressing;Gauze -JG        | Barrier Film;Dry dressing;Gauze -JG        | Barrier Film;Dry dressing;Gauze -JG |
| Dressing Changed                               | —   | —                                   | —  | Changed -JG                                | —                                   |
| Dressing Assessment                            | Intact;Occlusive;Transparent -JG  | Occlusive;Intact;Transparent -JG    | Clean;Dry;Intact -JG                       | Clean;Dry;Intact -JG                       | Clean;Dry;Intact -JG                |
| <b>[REMOVED] Surgical 11/01/17 Groin Right</b> |   |                                     |  |  |                                     |
| Incision Properties                            | Date Documented: 11/01/17 -JG Time Documented: 1244 -JG Location: Groin -JG Wound Location Orientation: Right -JG Final Assessment Date: 10/10/19 -CR (r) EI (t), automated removal, RA 1205 Final Assessment Time: 1608 -CR (r) EI (t), automated removal, RA 1205 |                                     |  |  |                                     |
| Site Assessment                                | Other (Comment) -JG   | Other (Comment) -JG                 | Other (Comment) -JG                        | Other (Comment) -JG                        | Other (Comment) -JG                 |
| Surrounding Skin Assessment                    | Intact -JG  | Intact -JG                          | Intact -JG                                 | Intact -JG                                 | Intact -JG                          |
| Closure  | UTA -JG   | UTA -JG                             | UTA -JG                                    | None -JG                                   | UTA -JG                             |
| Drainage Amount                                | None -JG  | None -JG                            | None -JG                                   | Small -JG                                  | None -JG                            |
| Treatments                                     | —   | —                                   | —  | Site care -JG                              | —                                   |
| Dressing                                       | Barrier Film;Dry dressing;Gauze -JG   | Barrier Film;Dry dressing;Gauze -JG | Barrier Film;Dry dressing;Gauze -JG        | Barrier Film;Dry dressing;Gauze -JG        | Barrier Film;Gauze;Dry dressing -JG |
| Dressing Changed                               | —   | —                                   | —  | Changed -JG                                | —                                   |
| Dressing Assessment                            | Clean;Dry;Intact;Occlusive;Transparent -JG  | Intact;Occlusive;Dry;Clean -JG      | Clean;Dry;Intact;Occlusive;Transparent -JG | Clean;Intact;Occlusive;Dry;Transparent -JG | Dry;Clean;Intact -JG                |
| Row Name                                       | 11/01/17 1400   | 11/01/17 1330                       | 11/01/17 1315                              | 11/01/17 1300                              | 11/01/17 1245                       |
| <b>Peripheral Vascular</b>                     |   |                                     |  |  |                                     |
| RLE Capillary Refill                           | Less than/equal to 3 seconds -JG  | Less than/equal to 3 seconds -JG    | Less than/equal to 3 seconds -JG           | Less than/equal to 3 seconds -JG           | Less than/equal to 3 seconds -JG    |
| LLE Capillary Refill                           | Less than/equal to 3 seconds -JG  | Less than/equal to 3 seconds -JG    | Less than/equal to 3 seconds -JG           | Less than/equal to 3 seconds -JG           | Less than/equal to 3 seconds -JG    |
| <b>RLE Neurovascular Assessment</b>            |   |                                     |  |  |                                     |
| RLE Color                                      | Appropriate for ethnicity -JG   | Appropriate for ethnicity -JG       | Appropriate for ethnicity -JG              | Appropriate for ethnicity -JG              | Appropriate for ethnicity -JG       |
| RLE Temperature/Moisture                       | Warm;Dry -JG  | Warm;Dry -JG                        | Warm;Dry -JG                               | Warm;Dry -JG                               | Warm;Dry -JG                        |
| RLE Sensation                                  | Present -JG   | Present -JG                         | Present -JG                                | Present -JG                                | Present -JG                         |
| R Femoral Pulse                                | —   | —                                   | —  | — -JG                                      | — -JG                               |
| R Pedal Pulse                                  | +2 -JG  | +2 -JG                              | +2 -JG                                     | +2 -JG                                     | +2 -JG                              |
| <b>LLE Neurovascular Assessment</b>            |   |                                     |  |  |                                     |
| LLE Color                                      | Appropriate for ethnicity -JG   | Appropriate for ethnicity -JG       | Appropriate for ethnicity -JG              | Appropriate for ethnicity -JG              | Appropriate for ethnicity -JG       |
| LLE Temperature/Moisture                       | Warm;Dry -JG  | Warm;Dry -JG                        | Warm;Dry -JG                               | Warm;Dry -JG                               | Dry;Warm -JG                        |
| LLE Sensation                                  | Present -JG   | Present -JG                         | Present -JG                                | Present -JG                                | Present -JG                         |
| L Pedal Pulse                                  | +2 -JG  | +2 -JG                              | +2 -JG                                     | +2 -JG                                     | +2 -JG                              |
| <b>[REMOVED] Surgical 11/01/17 Groin Left</b>  |   |                                     |  |  |                                     |
| Incision Properties                            | Date Documented: 11/01/17 -JG Time Documented: 1244 -JG Location: Groin -JG Wound Location Orientation: Left -JG Final Assessment Date: 10/10/19 -CR (r) EI (t), automated removal, RA 1205 Final Assessment Time: 1608 -CR (r) EI (t), automated removal, RA 1205  |                                     |  |  |                                     |
| Site Assessment                                | Other (Comment) -JG   | Other (Comment) -JG                 | Other (Comment) -JG                        | Other (Comment) -JG                        | —                                   |
| Surrounding Skin                               | Intact -JG  | Intact -JG                          | Intact -JG                                 | Intact -JG                                 | —                                   |





WS Kennestone Hospital  
677 Church Street  
Marietta GA 30060-1101  
Inpatient Record

Maurice, Eugene George  
MRN: 561253820, DOB: 1/2/1949, Sex: M  
Adm: 11/1/2017, D/C: 11/2/2017

**Flowsheets (all recorded) (continued)**

**Complex Assessment (continued)**

| Row Name   | 11/01/17 1400   | 11/01/17 1330                       | 11/01/17 1315                       | 11/01/17 1300                       | 11/01/17 1245 |
|--|---|-------------------------------------|-------------------------------------|-------------------------------------|---------------|
| Assessment   |   |                                     |                                     |                                     |               |
| Closure  | UTA -JG   | UTA -JG                             | UTA -JG                             | UTA -JG                             | —             |
| Drainage Amount                                      | None -JG  | None -JG                            | None -JG                            | None -JG                            | —             |
| Dressing   | Barrier Film;Dry dressing;Gauze -JG   | Barrier Film;Dry dressing;Gauze -JG | Barrier Film;Dry dressing;Gauze -JG | Barrier Film;Dry dressing;Gauze -JG | —             |
| Dressing Assessment                                  | Clean;Dry;Intact -JG  | Clean;Dry;Intact -JG                | Clean;Dry;Intact -JG                | Clean;Dry;Intact -JG                | —             |
| <b>[REMOVED] Surgical 11/01/17 Groin Right</b>       |   |                                     |                                     |                                     |               |
| Incision Properties                                  | Date Documented: 11/01/17 -JG Time Documented: 1244 -JG Location: Groin -JG Wound Location Orientation: Right -JG Final Assessment Date: 10/10/19 -CR (r) EI (t), automated removal, RA 1205 Final Assessment Time: 1608 -CR (r) EI (t), automated removal, RA 1205   |                                     |                                     |                                     |               |
| Site Assessment                                      | Other (Comment) -JG   | Other (Comment) -JG                 | Other (Comment) -JG                 | Other (Comment) -JG                 | —             |
| Surrounding Skin Assessment                          | Intact -JG  | Intact -JG                          | Intact -JG                          | Intact -JG                          | —             |
| Closure  | UTA -JG   | UTA -JG                             | UTA -JG                             | UTA -JG                             | —             |
| Drainage Amount                                      | None -JG  | None -JG                            | None -JG                            | None -JG                            | —             |
| Dressing   | Barrier Film;Dry dressing;Gauze -JG   | Barrier Film;Dry dressing;Gauze -JG | Barrier Film;Dry dressing;Gauze -JG | Barrier Film;Dry dressing;Gauze -JG | —             |
| Dressing Assessment                                  | Clean;Dry;Intact -JG  | Clean;Dry;Intact -JG                | Clean;Dry;Intact -JG                | Clean;Dry;Intact -JG                | —             |
| Row Name   | 11/01/17 1241   | 11/01/17 08:32:31                   | 11/01/17 0711                       | 11/01/17 0658                       |               |
| <b>Neurological</b>                                  |   |                                     |                                     |                                     |               |
| Level of Consciousness                               | Alert -JG   | —                                   | Alert -KW                           | —                                   |               |
| Neuro (WDL)  | —   | —                                   | WDL -KW                             | —                                   |               |
| <b>HEENT</b>   |   |                                     |                                     |                                     |               |
| HEENT (WDL)  | X -JG   | —                                   | X -KW                               | —                                   |               |
| R Eye  | Impaired vision -JG   | —                                   | Impaired vision -KW                 | —                                   |               |
| L Eye  | Impaired vision -JG   | —                                   | Impaired vision -KW                 | —                                   |               |
| <b>Respiratory</b>                                   |   |                                     |                                     |                                     |               |
| Respiratory (WDL)                                    | —   | —                                   | X -KW                               | —                                   |               |
| Respiratory Pattern                                  | —   | —                                   | Regular -KW                         | —                                   |               |
| Chest Assessment                                     | —   | —                                   | Chest expansion symmetrical -KW     | —                                   |               |
| Bilateral Breath Sounds                              | —   | —                                   | Clear -KW                           | —                                   |               |
| R Breath Sounds                                      | —   | —                                   | Clear -KW                           | —                                   |               |
| L Breath Sounds                                      | —   | —                                   | Clear -KW                           | —                                   |               |
| Cough  | —   | —                                   | None -KW                            | —                                   |               |
| <b>Cardiac</b>                                       |   |                                     |                                     |                                     |               |
| Cardiac (WDL)  | —   | —                                   | X -KW                               | —                                   |               |
| Cardiac Regularity                                   | Regular -JG   | —                                   | Regular -KW                         | —                                   |               |
| Heart Sounds   | —   | —                                   | S1, S2 -KW                          | —                                   |               |
| Cardiac Rhythm                                       | Normal sinus rhythm -JG   | —                                   | Sinus bradycardia -KW               | —                                   |               |
| Cardiac Symptoms                                     | —   | —                                   | None -KW                            | —                                   |               |
| <b>Cardiac Monitor</b>                               |   |                                     |                                     |                                     |               |
| Bedside Cardiac Monitor On                           | No -JG  | —                                   | Yes -KW                             | —                                   |               |
| Bedside Cardiac Audible                              | —   | —                                   | Yes -KW                             | —                                   |               |
| Bedside Cardiac Alarms Set                           | —   | —                                   | Yes -KW                             | —                                   |               |
| Telemetry Monitor On                                 | Yes -JG   | —                                   | —                                   | —                                   |               |
| Telemetry Audible                                    | Yes -JG   | —                                   | —                                   | —                                   |               |
| Telemetry Alarms Set                                 | Yes -JG   | —                                   | —                                   | —                                   |               |
| Telemetry Box Number                                 | 5799 -JG  | —                                   | —                                   | —                                   |               |
| <b>Pacemaker</b>                                     |   |                                     |                                     |                                     |               |
| Pacemaker  | —   | —                                   | No -KW                              | —                                   |               |
| <b>ICD</b>   |   |                                     |                                     |                                     |               |
| ICD  | —   | —                                   | No -KW                              | —                                   |               |
| <b>[REMOVED] Arterial Sheath 6 Fr. Right Femoral</b> |   |                                     |                                     |                                     |               |
| Arterial/Venous Sheath Properties                    | Placement Date: 11/01/17 -KT Placement Time: 0856 -KT Present On Arrival : No -KT Sheath Size: 6 Fr. -KT Line Orientation: Right -KT Sheath Insertion Site: Femoral -KT Sutured: No -KT Inserted by: Dr. Sheikh -KT Local Anesthetic: Injectable -KT Site Prep: Chlorhexidine -KT Free Flowing Blood Return: Yes -KT Removal Date: 11/01/17 -KT Removal Time: 1202 -KT Removal Reason: Per protocol -KT Initial |                                     |                                     |                                     |               |





Flowsheets (all recorded) (continued)

Complex Assessment (continued)

| Row Name   | 11/01/17 1241   | 11/01/17 08:32:31 | 11/01/17 0711  | 11/01/17 0658 |
|--|---|-------------------|--|---------------|
| Post Removal Site Assessment: No complications;Catheter intact -KT |   |                   |  |               |
| [REMOVED] Arterial Sheath 8 Fr. Left Femoral                       |   |                   |  |               |
| Arterial/Venous Sheath Properties                                  | Placement Date: 11/01/17 -KT Placement Time: 0902 -KT Present On Arrival : No -KT Sheath Size: 8 Fr. -KT Line Orientation: Left -KT Sheath Insertion Site: Femoral -KT Sutured: No -KT Inserted by: Dr. Sheikh -KT Local Anesthetic: Injectable -KT Site Prep: Chlorhexidine -KT Free Flowing Blood Return: Yes -KT Removal Date: 11/01/17 -KT Removal Time: 1203 -KT Removal Reason: Per protocol -KT Initial Post Removal Site Assessment: Hematoma;Catheter intact -KT Hematoma Size (Post Removal): 3 - 5 cm -KT, golfball size |                   |  |               |
| Peripheral Vascular  |   |                   |  |               |
| Peripheral Vascular (WDL)  | WDL -JG   | ---               | WDL -KW  | ---           |
| LLE Capillary Refill   | Less than/equal to 3 seconds -JG  | ---               | ---  | ---           |
| Pulses   | ---   | ---               | R radial;R posterior tibial;L posterior tibial;R pedal;L pedal -KW | ---           |
| RUE Neurovascular Assessment                                       |   |                   |  |               |
| R Radial Pulse   | +2 -JG  | ---               | +2 -KW   | ---           |
| LUE Neurovascular Assessment                                       |   |                   |  |               |
| L Radial Pulse   | +2 -JG  | ---               | +2 -KW   | ---           |
| RLE Neurovascular Assessment                                       |   |                   |  |               |
| R Posterior Tibial Pulse   | ---   | ---               | +1 -KW   | ---           |
| R Pedal Pulse  | +2 -JG  | ---               | +2 -KW   | ---           |
| LLE Neurovascular Assessment                                       |   |                   |  |               |
| LLE Color  | Appropriate for ethnicity -JG   | ---               | ---  | ---           |
| LLE Temperature/Moisture   | Dry;Warm -JG  | ---               | ---  | ---           |
| LLE Sensation  | Present -JG   | ---               | ---  | ---           |
| L Posterior Tibial Pulse   | ---   | ---               | +2 -KW   | ---           |
| L Pedal Pulse  | +2 -JG  | ---               | +2 -KW   | ---           |
| Integumentary  |   |                   |  |               |
| Integumentary (WDL)  | X -JG   | ---               | WDL -KW  | ---           |
| Skin Color   | Appropriate for ethnicity -JG   | ---               | ---  | ---           |
| Skin Condition/Temp  | Dry;Warm -JG  | ---               | ---  | ---           |
| Skin Integrity   | Other (Comment) surgical puncture -JG   | ---               | ---  | ---           |
| Skin Location  | L and R groin -JG   | ---               | ---  | ---           |
| Skin Turgor  | Non-tenting -JG   | ---               | ---  | ---           |
| Braden Scale   |   |                   |  |               |
| Sensory Perceptions  | 4 -JG   | ---               | ---  | 4 -KW         |
| Moisture   | 4 -JG   | ---               | ---  | 4 -KW         |
| Activity   | 1 -JG   | ---               | ---  | 4 -KW         |
| Mobility   | 4 -JG   | ---               | ---  | 4 -KW         |
| Nutrition  | 3 -JG   | ---               | ---  | 4 -KW         |
| Friction and Shear   | 3 -JG   | ---               | ---  | 3 -KW         |
| Braden Scale Score   | 19 -JG  | ---               | ---  | 23 -KW        |
| Wound  |   |                   |  |               |
| Type of Wound (LDA)  | Surgical -JG  | Surgical -JG      | ---  | ---           |
| [REMOVED] Surgical 11/01/17 Groin Left                             |   |                   |  |               |
| Incision Properties  | Date Documented: 11/01/17 -JG Time Documented: 1244 -JG Location: Groin -JG Wound Location Orientation: Left -JG Final Assessment Date: 10/10/19 -CR (r) EI (l), automated removal, RA 1205 Final Assessment Time: 1608 -CR (r) EI (l), automated removal, RA 1205  |                   |  |               |
| Site Assessment  | Other (Comment) -JG   | ---               | ---  | ---           |
| Surrounding Skin Assessment  | Intact;Other(Comment) hematoma-soft -JG   | ---               | ---  | ---           |
| Closure  | UTA -JG   | ---               | ---  | ---           |
| Drainage Amount  | None -JG  | ---               | ---  | ---           |
| Dressing   | Barrier Film;Dry dressing;Gauze -JG   | ---               | ---  | ---           |
| Dressing Assesment   | Clean;Dry;Intact;Occlusive -JG  | ---               | ---  | ---           |



WS Kennestone Hospital  
 677 Church Street  
 Marietta GA 30060-1101  
 Inpatient Record

Maurice, Eugene George  
 MRN: 561253820, DOB: 1/2/1949, Sex: M  
 Adm: 11/1/2017, D/C: 11/2/2017

**Flowsheets (all recorded) (continued)**

**Complex Assessment (continued)**

| Row Name                                | 11/01/17 1241   | 11/01/17 08:32:31 | 11/01/17 0711 | 11/01/17 0658 |
|---|---|-------------------|---------------|---------------|
| [REMOVED] Surgical 11/01/17 Groin Right |   |                   |               |               |
| Incision Properties                     | Date Documented: 11/01/17 -JG Time Documented: 1244 -JG Location: Groin -JG Wound Location Orientation: Right -JG Final Assessment Date: 10/10/19 -CR (r) EI (t), automated removal, RA 1205 Final Assessment Time: 1608 -CR (r) EI (t), automated removal, RA 1205 |                   |               |               |
| Site Assessment                         | Other (Comment) -JG   | ---               | ---           | ---           |
| Surrounding Skin Assessment             | Intact -JG  | ---               | ---           | ---           |
| Closure                                 | UTA -JG   | ---               | ---           | ---           |
| Drainage Amount                         | None -JG  | ---               | ---           | ---           |
| Dressing                                | Barrier Film;Dry dressing;Gauze -JG   | ---               | ---           | ---           |
| Dressing Assesment                      | Dry;Clean;Intact;Occlusive;Transparent -JG  | ---               | ---           | ---           |
| <b>Gastrointestinal</b>                 |   |                   |               |               |
| Gastrointestinal (WDL)                  | WDL -JG   | ---               | WDL -KW       | ---           |
| Last BM Date                            | 10/31/17 per patient -JG  | ---               | ---           | ---           |
| <b>Psychosocial</b>                     |   |                   |               |               |
| Psychosocial (WDL)                      | WDL -JG   | ---               | WDL -KW       | ---           |
| <b>Charting Type</b>                    |   |                   |               |               |
| Charting Type                           | Admission -JG   | ---               | Admission -KW | ---           |



WS Kennestone Hospital  
677 Church Street  
Marietta GA 30060-1101  
Inpatient Record

Maurice, Eugene George  
MRN: 561253820, DOB: 1/2/1949, Sex: M  
Adm: 11/1/2017, D/C: 11/2/2017

**Flowsheets (all recorded)**

**Vital Signs**

| Row Name                            | 11/02/17 11:32:20                   | 11/02/17 0900       | 11/02/17 07:25:45                   | 11/02/17 03:53:02                   | 11/02/17 03:16:07     |
|-------------------------------------|-------------------------------------|---------------------|-------------------------------------|-------------------------------------|-----------------------|
| <b>Vital Signs</b>                  |                                     |                     |                                     |                                     |                       |
| Temp                                | 97.3 °F (36.3 °C) -DI (r)<br>RG (t) | —                   | 97.8 °F (36.6 °C) -DI (r)<br>RG (t) | 97.9 °F (36.6 °C) -DI (r)<br>TA (t) | —                     |
| Temp src                            | —                                   | —                   | Oral -RG                            | Oral -TA                            | —                     |
| Pulse                               | 61 -DI (r) RG (t)                   | —                   | 67 -DI (r) RG (t)                   | —                                   | 68 -DI (r) NB (t)     |
| Heart Rate Source                   | —                                   | —                   | Monitor -RG                         | —                                   | —                     |
| Resp                                | 16 -DI (r) RG (t)                   | —                   | 18 -RG                              | 17 -DI (r) TA (t)                   | —                     |
| Respiration Source                  | —                                   | —                   | visual -RG                          | —                                   | —                     |
| BP                                  | 159/73 -DI (r) RG (t)               | —                   | 139/71 -DI (r) RG (t)               | —                                   | 129/62 -DI (r) NB (t) |
| BP Location                         | —                                   | —                   | Right arm -RG                       | —                                   | —                     |
| BP Method                           | —                                   | —                   | Portable -RG                        | —                                   | —                     |
| Patient Position                    | —                                   | —                   | Supine -RG                          | —                                   | —                     |
| <b>Oxygen Therapy</b>               |                                     |                     |                                     |                                     |                       |
| SpO2                                | 97 % -DI (r) RG (t)                 | —                   | 95 % -DI (r) RG (t)                 | —                                   | 94 % -DI (r) NB (t)   |
| O2 Device                           | —                                   | None (Room air) -JG | None (Room air) -RG                 | —                                   | —                     |
| <b>Numeric Pain Intensity Scale</b> |                                     |                     |                                     |                                     |                       |
| Numeric Pain Intensity Score 1      | 0 -JG                               | —                   | —                                   | —                                   | —                     |
| <b>Height and Weight</b>            |                                     |                     |                                     |                                     |                       |
| Weight                              | —                                   | —                   | —                                   | 97.1 kg (214 lb 1.1 oz)<br>-TA      | —                     |
| Weight Method                       | —                                   | —                   | —                                   | Actual -TA                          | —                     |

| Row Name                            | 11/01/17 22:12:48                   | 11/01/17 19:49:06                   | 11/01/17 1930      | 11/01/17 1845                   | 11/01/17 18:17:07     |
|-------------------------------------|-------------------------------------|-------------------------------------|--------------------|---------------------------------|-----------------------|
| <b>Vital Signs</b>                  |                                     |                                     |                    |                                 |                       |
| Temp                                | 98.5 °F (36.9 °C) -DI (r)<br>TA (t) | 98.2 °F (36.8 °C) -DI (r)<br>TA (t) | —                  | —                               | —                     |
| Temp src                            | Oral -TA                            | Oral -TA                            | —                  | —                               | —                     |
| Pulse                               | 69 -DI (r) TA (t)                   | 65 -DI (r) TA (t)                   | —                  | —                               | 72 -DI (r) AG (t)     |
| Heart Rate Source                   | Monitor -TA                         | Monitor -TA                         | —                  | —                               | —                     |
| Resp                                | 17 -DI (r) TA (t)                   | 17 -DI (r) TA (t)                   | —                  | —                               | —                     |
| Respiration Source                  | visual -TA                          | visual -TA                          | —                  | —                               | —                     |
| BP                                  | 122/62 -DI (r) TA (t)               | 110/63 -DI (r) TA (t)               | —                  | —                               | 146/70 -DI (r) AG (t) |
| BP Location                         | Right arm -TA                       | Right arm -TA                       | —                  | —                               | Right arm -AG         |
| BP Method                           | Portable -TA                        | Portable -TA                        | —                  | —                               | Portable -AG          |
| Patient Position                    | Supine -TA                          | Supine -TA                          | —                  | —                               | Standing -AG          |
| <b>Oxygen Therapy</b>               |                                     |                                     |                    |                                 |                       |
| SpO2                                | 93 % -DI (r) TA (t)                 | 94 % -DI (r) TA (t)                 | —                  | —                               | —                     |
| O2 Device                           | None (Room air) -TA                 | None (Room air) -TA                 | —                  | —                               | None (Room air) -AG   |
| <b>Pain Assessment</b>              |                                     |                                     |                    |                                 |                       |
| Currently in Pain                   | —                                   | —                                   | No -NB             | —                               | —                     |
| Which Pain Assessment Tool ?        | —                                   | —                                   | Numeric (0-10) -NB | —                               | —                     |
| <b>Numeric Pain Intensity Scale</b> |                                     |                                     |                    |                                 |                       |
| Numeric Pain Intensity Score 1      | —                                   | —                                   | 0 -NB              | —                               | —                     |
| <b>Height and Weight</b>            |                                     |                                     |                    |                                 |                       |
| Weight                              | —                                   | —                                   | —                  | 97.4 kg (214 lb 11.2 oz)<br>-AG | —                     |
| Weight Method                       | —                                   | —                                   | —                  | Actual -AG                      | —                     |

| Row Name           | 11/01/17 18:15:27     | 11/01/17 18:11:44                   | 11/01/17 12:45:07                   | 11/01/17 1241 | 11/01/17 08:32:31 |
|--------------------|-----------------------|-------------------------------------|-------------------------------------|---------------|-------------------|
| <b>Vital Signs</b> |                       |                                     |                                     |               |                   |
| Temp               | —                     | 98.1 °F (36.7 °C) -DI (r)<br>AG (t) | 98.1 °F (36.7 °C) -DI (r)<br>AG (t) | —             | —                 |
| Temp src           | —                     | Oral -AG                            | Oral -AG                            | —             | —                 |
| Pulse              | 74 -DI (r) AG (t)     | —                                   | 58 -DI (r) AG (t)                   | —             | —                 |
| Heart Rate Source  | —                     | —                                   | Monitor -AG                         | —             | —                 |
| Resp               | —                     | 20 -DI (r) AG (t)                   | 16 -DI (r) AG (t)                   | —             | —                 |
| Respiration Source | —                     | visual -AG                          | visual -AG                          | —             | —                 |
| BP                 | 161/77 -DI (r) AG (t) | 130/61 -DI (r) AG (t)               | 156/88 -DI (r) AG (t)               | —             | —                 |
| BP Location        | Right arm -AG         | Right arm -AG                       | Right arm -AG                       | —             | —                 |
| BP Method          | Portable -AG          | Portable -AG                        | Portable -AG                        | —             | —                 |
| Patient Position   | Sitting -AG           | Supine -AG                          | Supine -AG                          | —             | —                 |



WS Kennestone Hospital  
 677 Church Street  
 Marietta GA 30060-1101  
 Inpatient Record

Maurice, Eugene George  
 MRN: 561253820, DOB: 1/2/1949, Sex: M  
 Adm: 11/1/2017, D/C: 11/2/2017

**Flowsheets (all recorded) (continued)**

**Vital Signs (continued)**

| Row Name                   | 11/01/17 18:15:27   | 11/01/17 18:11:44   | 11/01/17 12:45:07   | 11/01/17 1241       | 11/01/17 08:32:31 |
|----------------------------|---------------------|---------------------|---------------------|---------------------|-------------------|
| <b>Oxygen Therapy</b>      |                     |                     |                     |                     |                   |
| SpO2                       | —                   | —                   | 93 % -DI (r) AG (t) | —                   | —                 |
| O2 Device                  | None (Room air) -AG | None (Room air) -AG | None (Room air) -AG | None (Room air) -JG | Nasal cannula -CC |
| O2 Flow Rate (L/min)       | —                   | —                   | —                   | —                   | 3 L/min -CC       |
| <b>Pain Goal</b>           |                     |                     |                     |                     |                   |
| Patient's Stated Pain Goal | —                   | —                   | 4 -JG               | —                   | —                 |

| Row Name                            | 11/01/17 0718         | 11/01/17 0658 | 11/01/17 0657        |
|-------------------------------------|-----------------------|---------------|----------------------|
| <b>Vital Signs</b>                  |                       |               |                      |
| Temp                                | 97.8 °F (36.6 °C) -KW | —             | —                    |
| Temp src                            | Oral -KW              | —             | —                    |
| Pulse                               | 55 -KW                | —             | —                    |
| Heart Rate Source                   | Monitor -KW           | —             | —                    |
| Resp                                | 16 -KW                | —             | —                    |
| BP                                  | 117/58 -KW            | —             | —                    |
| <b>Oxygen Therapy</b>               |                       |               |                      |
| SpO2                                | 94 % -KW              | —             | —                    |
| <b>Numeric Pain Intensity Scale</b> |                       |               |                      |
| Numeric Pain Intensity Score 1      | —                     | 0 -KW         | —                    |
| <b>Height and Weight</b>            |                       |               |                      |
| Height                              | —                     | —             | 67" (1.702 m) -KW    |
| Weight                              | —                     | —             | 95.7 kg (211 lb) -KW |
| Weight Method                       | —                     | —             | Stated -KW           |
| BSA (Calculated - sq m)             | —                     | —             | 2.12 sq meters -KW   |
| BMI (Calculated)                    | —                     | —             | 33 -KW               |
| Weight in (lb) to have BMI = 25     | —                     | —             | 159.3 -KW            |

**User Key**

(r) = Recorded By, (t) = Taken By, (c) = Cosigned By

| Initials | Name                          | Effective Dates     |
|----------|-------------------------------|---------------------|
| UE       | Epic, User                    | —                   |
| KW       | Karen M Wilson, RN            | 02/03/17 -          |
| RC       | Rene M Cline, CST/CFA         | 02/03/17 -          |
| AS       | Abdul M Sheikh, MD            | 11/01/17 - 11/01/17 |
| NB       | Nakeisa L Brown, RN           | 02/03/17 -          |
| RG       | Rachel Gutierrez, CNA         | 02/03/17 -          |
| GM       | Gregory L Messina, RN         | 02/03/17 -          |
| TA       | Tehzeeb Abbasi                | 02/03/17 -          |
| CC       | Camay Crooms, RN              | 02/03/17 - 07/02/19 |
| DH       | Diane Hernandez               | 02/03/17 - 04/11/18 |
| JG       | Julia Gaddis, RN              | 02/03/17 - 01/04/18 |
| KT       | Kathryn Teegarden, RN         | 02/03/17 -          |
| AG       | Anthony Gunter, RN            | 08/14/17 -          |
| HS       | Hollis Sweeney, RN            | 09/22/17 - 11/27/18 |
| MW       | Marlo Wahbeh, RN              | 09/21/17 - 11/27/18 |
| CR       | Chris Russell                 | —                   |
| DI       | Interface, Doc Flowsheet In   | —                   |
| VI       | Interface, Vs Maciab Incoming | —                   |
| EI       | Epicweb Interface             | —                   |

**Flowsheet Notes**

No notes of this type exist for this encounter.

**All Scans**



WS Kennestone Hospital  
677 Church Street  
Marietta GA 30060-1101  
Inpatient Record

Maurice, Eugene George  
MRN: 561253820, DOB: 1/2/1949, Sex: M  
Adm: 11/1/2017, D/C: 11/2/2017

---

**Encounter-Level Documents - 11/01/2017:**

---

Scan on 11/4/2017 8:32 AM (below)





WS Kennestone Hospital  
677 Church Street  
Marietta GA 30060-1101  
Inpatient Record

Maurice, Eugene George  
MRN: 561253820, DOB: 1/2/1949, Sex: M  
Adm: 11/1/2017, D/C: 11/2/2017

---

Scan on 11/4/2017 8:30 AM (below)



WS Kennestone Hospital  
677 Church Street  
Marietta GA 30060-1101  
Inpatient Record

Maurice, Eugene George  
MRN: 561253820, DOB: 1/2/1949, Sex: M  
Adm: 11/1/2017, D/C: 11/2/2017

---

Scan on 11/3/2017 9:47 PM (below)

Document on 11/2/2017 12:10 PM by Julia E Branch, RN: IP AVS (below)



## AFTER VISIT SUMMARY

**Eugene G. Maurice** Date of birth: 1/2/1949  
 11/1/2017 - 11/2/2017 WellStar Kennestone Hospital (KH B7E PROGRESS CARD)

### Instructions

No changes were made to your medications.

### Physicians who cared for you during your hospitalization

| Provider           | Service    | Role                 | Specialty                 |
|--------------------|------------|----------------------|---------------------------|
| Abdul M Sheikh, MD | Cardiology | Attending Provider   | Interventional Cardiology |
| CVM, CARDIOLOGIST  | -          | Consulting Physician | -                         |

### You are allergic to the following

No active allergies

Other instructions  
**AMB REFERRAL TO CARDIAC REHAB**

### What's next

|       |   |   |
|-------|---|---|
|       | Follow up with Jeffrey L Tharp, MD  | 176 Charles Hardy Parkway<br>Unit C<br>Hiram GA 30141<br>678-945-8200   |
|       | Call Abdul M Sheikh, MD in 1 week(s)  | 144 Bill Carruth Parkway<br>Suite 4200<br>Hiram GA 30141-3749<br>678-324-4444   |
| NOV 9 | Office Visit with Susan E Ashworth, NP<br>Thursday Nov 9, 2017 1:00 PM (Arrive by 12:45 PM) | WellStar East Paulding Primary Care Center<br>176 Charles Hardy Parkway Unit C<br>Hiram GA 30141-1836<br>678-945-8200 |

### Your Next Steps

Read

Read these attachments

- Cardiac Catheterization; Discharge Instructions for (English)

Go

NOV 9 Office Visit 1:00 PM  
 Arrive by 12:45 PM  
**Susan E Ashworth, NP**  
 WellStar East Paulding Primary Care Center  
 176 Charles Hardy Parkway Unit C  
 Hiram GA 30141-1836  
 678-945-8200

You have more future appointments. Please review your full appointment list.

---

### MyChart

View your After Visit Summary and more online at <https://mychart.wellstar.org/mychart/>



WS Kennestone Hospital  
677 Church Street  
Marietta GA 30060-1101  
Inpatient Record

Maurice, Eugene George  
MRN: 561253820, DOB: 1/2/1949, Sex: M  
Adm: 11/1/2017, D/C: 11/2/2017

---

What's next (continued)

DEC MRI Prostate With & Without Contrast  
7 Thursday Dec 7, 2017 9:30 AM

WellStar Windy Hill imaging Center in  
East Cobb  
3747 Roswell Road Ne  
Marietta GA 30062

Patient should arrive in Registration 30 minutes prior to scan time.  
The patient's insurance card(s) and photo ID will be requested at this time. Please also bring a list of the patient's current medications.  
Please alert MRI department if patient has metal implants of any kind.  
Patient may not have anything to eat for six(6) hours prior to appointment, liquids only. No intercourse 48 hours prior to exam.

Children will not be allowed in the MRI scan room unless they are the patient.

### Medication List


|   | Morning | Noon | Evening | Bedtime | As Needed |
|---|---------|------|---------|---------|-----------|
| <b>apixaban 5 mg tablet</b><br>Commonly known as: ELIQUIS<br><b>Take 1 tablet (5 mg total) by mouth 2 (two) times a day</b><br>Dose: 5 mg<br>Given today?: No<br>Next dose due: 11/2                      |         | ✓    |         | ✓       |           |
| <b>aspirin, buffered 81 mg Tab</b><br><b>Take 81 mg by mouth daily.</b><br>Dose: 81 mg<br>Given today?: No<br>Next dose due: 11/2   |         |      | ✓       |         |           |
| <b>atorvastatin 80 MG tablet</b><br>Commonly known as: LIPITOR<br><b>Take 1 tablet (80 mg total) by mouth nightly</b><br>Dose: 80 mg<br>Given today?: No<br>Next dose due: 11/2                           |         |      | ✓       |         |           |
| <b>* blood sugar diagnostic strip</b><br>Commonly known as: glucose blood<br><b>cvs true test blood glucose strip; test blood sugar ac breakfast and then once more daily as needed..</b>                 |         |      |         |         |           |
| <b>* blood sugar diagnostic strip</b><br><b>True metrix - test blood sugar ac breakfast and then once more daily as needed.. Dx E11.9</b>   |         |      |         |         |           |
| <b>carvedilol 12.5 MG tablet</b><br>Commonly known as: COREG<br><b>Take 1 tablet (12.5 mg total) by mouth 2 (two) times a day with meals</b><br>Dose: 12.5 mg<br>Given today?: Yes<br>Next dose due: 11/2 | ✓       |      | ✓       |         |           |
| <b>chlorthalidone 50 MG tablet</b><br>Commonly known as: HYGROTEN<br><b>Take 1 tablet (50 mg total) by mouth daily</b><br>Dose: 50 mg<br>Given today?: Yes<br>Next dose due: 11/3                         | ✓       |      |         |         |           |



Medication List (continued)

|   | Morning | Noon | Evening | Bedtime | As Needed |
|---|---------|------|---------|---------|-----------|
| <b>cilostazol 100 MG tablet</b><br>Commonly known as: PLETAL<br>Take 1 tablet (100 mg total) by mouth 2 (two) times a day<br>Dose: 100 mg<br>Given today?: Yes<br>Next dose due: 11/2   | ✓       |      | ✓       |         |           |
| <b>isosorbide mononitrate 30 MG 24 hr tablet</b><br>Commonly known as: IMDUR<br>Take 2 tablets (60 mg total) by mouth 2 (two) times a day<br>Dose: 60 mg<br>Given today?: Yes<br>Next dose due: 11/2  | ✓       |      | ✓       |         |           |
| <b>metFORMIN 500 MG tablet</b><br>Commonly known as: GLUCOPHAGE<br>Take 2 tablets (1,000 mg total) by mouth 2 (two) times a day with meals 2 tablets in am and 1 tablet in pm<br>Dose: 1000 mg<br>For: type 2 diabetes mellitus<br>Given today?: No<br>Notes to patient: Hold for 48 hrs post cath due to it interacting with contrast dye. Resume 11/3 evening dose. | ✓       |      | ✓       |         |           |
| <b>nitroglycerin 0.4 MG SL tablet</b><br>Commonly known as: NITROSTAT<br>Place 1 tablet (0.4 mg total) under the tongue every 5 (five) minutes as needed for chest pain<br>Dose: 0.4 mg   |         |      |         |         | ✓         |
| <b>ramipril 10 MG capsule</b><br>Commonly known as: ALTACE<br>Take 1 capsule (10 mg total) by mouth 2 (two) times a day<br>Dose: 10 mg<br>Given today?: No<br>Next dose due: 11/2   | ✓       |      | ✓       |         |           |

\* This list has 2 medication(s) that are the same as other medications prescribed for you. Read the directions carefully, and ask your doctor or other care provider to review them with you.

 Attached Information

Cardiac Catheterization, Discharge Instructions for (English)

### Discharge Instructions for Cardiac Catheterization

Cardiac catheterization is a procedure to look for blocked areas in the blood vessels that send blood to the heart. A thin, flexible tube (catheter) is put in a blood vessel in your groin or arm. The healthcare provider injects contrast fluid into your blood, which then flows to your heart. X-rays pictures are taken of your heart. Your provider will review the results with you. Be sure to ask any questions you have before you leave. This sheet will help you take care of yourself at home.

#### Home care

- Only do light and easy activities for the next 2 to 3 days. Ask for help with chores and errands while you recover. Have someone drive you to your appointments.
- Don't lift anything heavy for a while. Your healthcare team will tell you when it's safe to lift again.
- Ask your healthcare team when you can expect to return to work. Unless your job involves lifting, you may be able to return to your normal activities within a couple of days.
- Take your medicines as directed. Don't skip doses.
- Drink 6 to 8 glasses of water a day. This is to help flush the contrast dye out of your body. Call your healthcare team if your urine has any change in color.
- Take your temperature each day for 7 days. If you feel cold and clammy or start sweating, take your temperature right away and call your healthcare team.
- Check your incisions every day for signs of infection. These include redness, swelling, and drainage. It is normal to have a small bruise or bump where the catheter was inserted. A bruise that is getting larger is not normal and should be reported to your healthcare team. If you see blood forming in the incision, call your healthcare team. Go to the emergency department if you have uncontrolled bleeding from the artery site. This is especially true if you take medicines that make it difficult for your blood to clot. Examples are aspirin, clopidogrel, and warfarin.
- Eat a healthy diet. Make sure it is low in fat, salt, and cholesterol. Ask your healthcare team for diet information.
- Stop smoking. Enroll in a stop-smoking program or ask your healthcare team for help. Stop-smoking programs can be life saving.
- Exercise as your healthcare team tells you to. Your healthcare team may recommend you start a cardiac rehabilitation program. Cardiac rehab is an exercise program in which trained healthcare staff watch your progress and stress on your heart while you exercise. Ask your team how to enroll.
- Don't swim or take baths until your healthcare team says it's OK. You can shower the day after the procedure. Keep the site clean and dry. This keeps the incision from getting wet and infected until the skin and artery can heal.

#### Follow-up care

- Make a follow-up appointment as advised by our staff. It's common to have a follow-up appointment 2 to 4 weeks after an angioplasty or coronary stent procedure.
- Make a yearly appointment, too. This is to make sure you are still doing well and not having any new symptoms.
- Don't wait for a follow-up appointment if your medicines aren't working or you are having heart-related symptoms.

#### When to seek medical care

Call your healthcare provider right away if you have any of the following:

- Chest pain
- Constant or increasing pain or numbness in your leg
- Fever of 100.4°F (38.0°C) or higher, or as directed by your healthcare provider
- Symptoms of infection. These include redness, swelling, drainage, or warmth at the incision site.
- Shortness of breath



WS Kennestone Hospital  
677 Church Street  
Marietta GA 30060-1101  
Inpatient Record

Maurice, Eugene George  
MRN: 561253820, DOB: 1/2/1949, Sex: M  
Adm: 11/1/2017, D/C: 11/2/2017

---

- A leg that feels cold or appears blue
- Bleeding, bruising, or a lot of swelling where the catheter was inserted
- Blood in your urine
- Black or tarry stools
- Any unusual bleeding

**Date Last Reviewed:** 10/1/2016

© 2000-2017 The StayWell Company, LLC. 800 Township Line Road, Yardley, PA 19067. All rights reserved. This information is not intended as a substitute for professional medical care. Always follow your healthcare professional's instructions.



WS Kennestone Hospital  
677 Church Street  
Marietta GA 30060-1101  
Inpatient Record

Maurice, Eugene George  
MRN: 561253820, DOB: 1/2/1949, Sex: M  
Adm: 11/1/2017, D/C: 11/2/2017

---

Electronic signature on 11/1/2017 6:40 AM - E-signed

---

**Encounter-Level E-Signatures:**

---

Hosp Consent for Tx/Assgn of Ben/Fin Res (E-Sig) - Received on 11/1/2017

---



WS Kennestone Hospital  
 677 Church Street  
 Marietta GA 30060-1101  
 Inpatient Record

Maurice, Eugene George  
 MRN: 561253820, DOB: 1/2/1949, Sex: M  
 Adm: 11/1/2017, D/C: 11/2/2017

**All Scans (continued)**

**Encounter-Level E-Signatures: (continued)**

**CONSENT TO ROUTINE PROCEDURES AND TREATMENTS & FINANCIAL RESPONSIBILITY STATEMENT**

**Section I CONSENT TO ROUTINE PROCEDURES AND TREATMENTS**

I consent to routine procedures and treatments at a WellStar Health System "WellStar" facility as an outpatient, inpatient, or emergency department patient, depending on my medical needs. Routine procedures and treatments can include testing (for example, x-rays and blood tests), routine care and procedures (for example, intravenous fluids, injections, or bladder or stomach tubes) and evaluation (for example, interviews and physical exams). However, this consent to routine procedures and treatments does not include consent for other invasive procedures (for example, surgery, amniocentesis, or diagnostic tests such as colonoscopy or those requiring the use of contrast material), consent for blood or blood products, general anesthesia, or my participation in research. These circumstances require a separate consent process. I understand it is the responsibility of my physician or surgeon to obtain any required separate consent(s).

I understand that I may receive treatment and healthcare services given by WellStar employees (such as nurses and technicians) and by physicians and other independent medical professionals on the medical staff of WellStar facilities (for example, Emergency Department physicians, radiologists, and surgeons) who are NOT WellStar employees. I understand that the healthcare services provided by these independent medical professionals, using independent medical judgment, at a WellStar facility in no way create any type of employment, partnership, or other relationship other than as an independent contractor. These independent contractors are responsible for their own actions and WellStar shall not be liable for the acts or omissions of any such independent contractors.

While I am a patient at a WellStar facility, I understand that I may be observed by or receive healthcare services from students enrolled in training programs. Students are supervised by instructors, WellStar employees, or other independent medical professionals on the medical staff of the WellStar facility, depending on the type of training program the students are enrolled in. I understand that I have the right to request that someone other than a student provide my care.

I understand that I retain no property rights to any tissue samples or bodily fluids removed from my body (specimens) as part of procedures or treatment given to me. I further understand that WellStar has no obligation to preserve these specimens; that it will retain or dispose of specimens according to its usual practices.

I understand that I have the right to ask questions about a proposed procedure or treatment (including the identity of any person providing or observing treatment and his or her affiliation with WellStar) at any time. I understand the practice of medicine is not an exact science and diagnosis and outcomes of treatment depend upon my medical condition and may involve risks or even death. I understand that no guarantees can be made as to the outcome of my care.

**Section II MATERNITY PATIENTS**

If I deliver an infant(s) while I am a patient at a WellStar facility, I agree that this same Consent to Routine Procedures and Treatments applies to the infant(s).

**Section III EMERGENCY OR LABORING PATIENTS**

In accordance with federal law, I understand my right to receive an appropriate medical screening examination performed by a physician or other qualified medical professional to determine whether I am suffering from an emergency medical condition. If such a condition exists, stabilizing treatment will be provided within the capabilities of this WellStar facility and its staff, even if I cannot pay for these services, do not have medical insurance coverage, or am not entitled to Medicare or Medicaid.

|                     |                         |
|---------------------|-------------------------|
| Eugene G Maurice    |                         |
| Patient's Signature | Relationship to Patient |
|                     |                         |



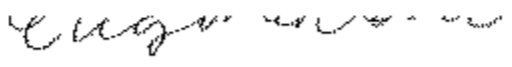



WS Kennestone Hospital  
 677 Church Street  
 Marietta GA 30060-1101  
 Inpatient Record

Maurice, Eugene George  
 MRN: 561253820, DOB: 1/2/1949, Sex: M  
 Adm: 11/1/2017, D/C: 11/2/2017

**All Scans (continued)**

**Encounter-Level E-Signatures: (continued)**

|   |   |
|---|---|
|          |        |
| <small>Signature captured with Topaz by Maurice, Eugene G at 11/1/2017 6:39:17 AM</small> | <small>Signature captured with Topaz by Maurice, Eugene G at 11/1/2017 6:39:17 AM</small> |

**Section IV ASSIGNMENT OF BENEFITS/FINANCIAL RESPONSIBILITY**

I assign any right I may have to receive payment from a health insurance plan, ERISA, Medicare, Medicaid, Social Security, or other payor(s) for services rendered by WellStar and the medical professionals caring for me during my treatment. I understand that I am financially responsible for all healthcare services, including amounts that are not covered by my health insurance plan or payor, as appropriate, based on the terms of the health plan contracts or the law. For example, the payment of non-covered services, deductibles, and co-payments is the patient's responsibility. For healthcare services provided by independent medical professionals, I understand that I will receive separate bills and that I am responsible for paying them. I agree to provide WellStar with all health insurance coverage information if I choose to use my insurance for payment of services. I agree to respond to all requests for benefit information and complete any forms required by my insurance plan. I am responsible for understanding and following the terms of my health insurance plan. I authorize WellStar and its medical professionals to submit appeals for payment, including arbitration and formal complaints, on my behalf as required by my insurance company. I also understand that I am financially responsible for collection costs if my account becomes delinquent and that all delinquent accounts will bear interest at the legal rate, unless prohibited by law. I understand that WellStar may request and use data from third parties such as credit reporting agencies in order to verify demographic data or evaluate financial options.

**For Medicare/Medicaid Patients:** I certify that the information given by me in applying for payment under Title XVII and XIX of the Social Security Act is correct. I authorize release of any information needed to act on this request. I request that payment of authorized benefits be made on my behalf. I assign payment for the unpaid charges to WellStar or the independent medical professionals providing healthcare services to me. I understand that I am responsible for any remaining balance not covered by other insurance.

If I am signing this form and am not the patient, I understand that I am also responsible for and agree to pay charges not covered by the assignments made in this Section IV, including any Medicare deductibles.

**Section V FINANCIAL ASSISTANCE STATEMENT**

It is WellStar's policy to provide medical care at no cost to qualified members of the WellStar-served communities, and to provide significantly discounted medical care to certain qualified members of our communities faced with financial hardship due to medical misfortune, according to policy. I understand that if payment of my bill creates a financial hardship, I may qualify for assistance with all or part of my medical expenses associated with my treatment at a WellStar facility and that I can call 678-838-5750 for more information.

(Patient Initials)   
Signature captured with Topaz by Maurice, Eugene G at 11/1/2017 6:39:17 AM

**Section VI CONSENT TO PHOTOGRAPHY AND VIDEOTAPING**

Sometimes, WellStar facilities and physicians use patient photographs and videos for identification, clinical, educational, or research-related purposes. These photographs, recordings or videos could be in digital or other formats and may be reproduced for scientific or treatment reasons. I consent to having photographs, recordings or videos taken for patient care, educational, research, or other clinical benefits.

**Section VII NOTICE REGARDING RELEASE OF HEALTH INFORMATION**

As explained in WellStar's Notice of Privacy Practices, WellStar may use and disclose medical information including privileged information (i.e. mental health, alcohol/drug abuse or HIV/AIDS), to physicians or other healthcare providers for the purposes of providing treatment, and to payors for the purposes of payment for medical treatment. HIPAA also permits WellStar and its affiliated companies to use medical information for healthcare operations. I expressly authorize WellStar's use and disclosure of my medical information as described in this Section VII.



WS Kennestone Hospital  
677 Church Street  
Marietta GA 30060-1101  
Inpatient Record

Maurice, Eugene George  
MRN: 561253820, DOB: 1/2/1949, Sex: M  
Adm: 11/1/2017, D/C: 11/2/2017

**All Scans (continued)**

**Encounter-Level E-Signatures: (continued)**

**Section VIII INPATIENT INFORMATION**

I have received a copy of the Patient Admission Packet that includes "Patient Rights and Responsibilities" and information regarding Advance Care Planning. If I am a Medicare beneficiary, I have also received a notice entitled "Important Message from Medicare."

**Section IX ADVANCE DIRECTIVE**

I have an Advance Directive

Yes:

No:

If yes; I will provide a copy to WellStar. I have been advised that WellStar does not honor Advance Directives in Pre-admission Testing or in the Outpatient Diagnostics and Treatment setting.

**Section X PERSONAL VALUABLES**

I understand that WellStar is not liable or responsible for lost or damaged personal belongings and valuables (for example, money, jewelry, hearing aids, or dentures) unless placed in a WellStar safe. I will ask family members or friends to take home my personal belongings and valuables. I also understand and will inform the staff if I have dentures, eyeglasses, contact lenses, prosthetics or other items that I need to retain close by for personal functioning to assure safekeeping.

**Section XI CONSENT TO CONTACT**

By providing a telephone number, I expressly consent and authorize WellStar Health System, any practitioner or clinical provider as well as any of their related entities, agents, or contractors including but not limited to schedulers, marketers, advertisers, debt collectors, and other contracted staff (collectively referred to herein as "Provider") to contact me through the use of any dialing equipment (including a dialer, automatic telephone dialing system, and/or interactive voice recognition system) and/or artificial or prerecorded voice or message. I expressly agree that such automated calls may be made to any telephone number (including numbers assigned to any cellular or other service for which I may be charged for the call) used by or associated with me and obtained through any source including but not limited to any number I am providing today, have provided previously, or may provide in the future in connection with the medical goods and services and/or my account. By providing this express consent, I specifically waive any claim I may have to the making of such calls, including any claim under federal or state law and specifically any claim under the Telephone Consumer Protection Act, 47 U.S.C. § 227. By providing a telephone number, I represent that I am the subscriber or owner or have the authority to use and provide consent to call the number.

By providing a telephone number, I expressly consent to the receipt of text messages from Provider at any telephone number (including numbers assigned to any cellular or other service for which I may be charged for the call) used by or associated with me and obtained through any source including but not limited to any number I have provided previously or may provide in the future in connection with my account. By providing this express consent, I specifically waive any claim I may have for the making of such calls, including any claim under federal or state law and specifically and claim under the Telephone Consumer Protection Act, 47 U.S.C. § 227. By providing a telephone number, I represent that I am the subscriber or owner or have the authority to use and provide consent to call the number.

By providing my email address now or at any time in the future in connection with the medical goods and services provided and/or my account, I expressly opt-in to the receipt of email communications from Provider for or related to the medical goods or services provided, my account, and other services such as financial, clinical, and education information including exchange news, changes to health care law, health care coverage, care followup, and other health care opportunities, goods, and services. By providing this express consent, I specifically waive any claim I may have for the sending of such emails, including any claim under federal or state law and specifically any claim under the CAN-SPAM Act, 15 U.S.C. § 7701, et seq. By providing an email address, I represent that I am the subscriber or owner or have the authority to use and provide consent to contact the email address.

I understand that providing a telephone number and/or email address is not a condition of receiving medical services. I also understand that I may revoke my consent to contact at any time by directly contacting Provider or using the opt-out method that will be identified in the applicable communication. I also understand that it is my responsibility to notify Provider immediately of any change in telephone



WS Kennestone Hospital  
677 Church Street  
Marietta GA 30060-1101  
Inpatient Record



Maurice, Eugene George  
MRN: 561253820, DOB: 1/2/1949, Sex: M  
Adm: 11/1/2017, D/C: 11/2/2017

All Scans (continued)

Encounter-Level E-Signatures: (continued)

number or email address.

I confirm that I have read and understood and accept the terms of this document, that I am the patient or patient's representative, and that I am authorized to sign this document and accept its terms.

|  |  |
|--|--|
| Eugene G Maurice   |  |
| Patient's Signature  | Relationship to Patient  |
|         |       |
| <small>Signature captured with Topaz by Maurice Eugene G at 11/1/2017 6:39:17 AM</small> | <small>Signature captured with Topaz by Maurice Eugene G at 11/1/2017 6:39:17 AM</small> |



WS Kennestone Hospital  
677 Church Street  
Marietta GA 30060-1101  
Inpatient Record

Maurice, Eugene George  
MRN: 561253820, DOB: 1/2/1949, Sex: M  
Adm: 11/1/2017, D/C: 11/2/2017

---

**All Scans (continued)**

---

**Encounter-Level E-Signatures: (continued)**

---





WS Kennestone Urology  
 Procedure at Tower Road  
 300 Tower Road  
 STE 150  
 MARIETTA GA 30060-9404  
 Inpatient Record

Maurice, Eugene George  
 MRN: 561253820, DOB: 1/2/1949, Sex: M  
 Adm: 1/16/2018, D/C: 1/23/2018

## ENCOUNTER

|                     |  |                      |   |
|---------------------|--|----------------------|---|
| Patient Class:      | <b>OP</b>                                | Unit:                | <b>KHUROPROC</b>                            |
| Hospital Service:   | <b>No service for patient encounter.</b> | Bed:                 | <b>Room/bed info not found</b>              |
| Admitting Provider: |  | Referring Physician: | <b>Dusseault, Beau N</b>                    |
| Attending Provider: | <b>Beau n dusseault;Nikolas*</b>         | AD: N                | Adm Diagnosis: <b>Elevated PSA [R97.20]</b> |
| Admission Date:     | <b>1/16/2018</b>                         | Admission Time:      | <b>0123</b>                                 |

## PATIENT

|                        |                              |                |                     |                |                                  |
|------------------------|------------------------------|----------------|---------------------|----------------|----------------------------------|
| Name                   | <b>Eugene George Maurice</b> | Sex:           | <b>Male</b>         | DOB:           | <b>1/2/1949 (69 yrs)</b>         |
| Address:               | <b>61 SHOCKLEY WAY</b>       | Religion:      | <b>Catholic</b>     | Race:          | <b>White or caucasian</b>        |
| City:                  | <b>DALLAS GA 30157-8973</b>  | County:        | <b>PAULDING</b>     | Email Address: | <b>Gene.maurice@sgmservice.*</b> |
| Primary Care Provider: | <b>Jeffrey L Tharp, MD</b>   | Primary Phone: | <b>678-910-2298</b> |                |                                  |

### EMERGENCY CONTACT

| Contact Name                     | Legal Guardian? | Relationship to Patient | Home Phone           | Work Phone | Mobile Phone        |
|----------------------------------|-----------------|-------------------------|----------------------|------------|---------------------|
| <b>1. Maurice, Shirley</b>       |                 | <b>Spouse</b>           | <b>(678)398-9479</b> |            | <b>678-910-2476</b> |
| <b>2. *No Contact Specified*</b> |                 |                         |                      |            | <b>678-910-2476</b> |

## GUARANTOR

|                      |                              |               |                     |
|----------------------|------------------------------|---------------|---------------------|
| Guarantor:           | <b>MAURICE,EUGENE GEORGE</b> | DOB:          | <b>1/2/1949</b>     |
| Address:             | <b>61 SHOCKLEY WAY</b>       | Sex:          | <b>Male</b>         |
|                      | <b>DALLAS, GA 30157-8973</b> | Home Phone:   | <b>678-398-9479</b> |
| Relation to Patient: | <b>Self</b>                  | Work Phone:   |                     |
| Guarantor ID:        | <b>123805</b>                | Mobile Phone: | <b>678-910-2298</b> |

### GUARANTOR EMPLOYER

|           |        |         |                |
|-----------|--------|---------|----------------|
| Employer: | Phone: | Status: | <b>RETIRED</b> |
|-----------|--------|---------|----------------|

## COVERAGE

| PRIMARY INSURANCE   |                              |                          |                               |                    |  |
|---------------------|------------------------------|--------------------------|-------------------------------|--------------------|--|
| Payor:              | <b>COVENTRY ADVANTRA M*</b>  | Plan:                    | <b>COVENTRY ADVANTRA /PPO</b> |                    |  |
| Group Number:       | <b>4916004101</b>            | Insurance Type:          | <b>INDEMNITY</b>              |                    |  |
| Subscriber Name:    | <b>MAURICE,EUGENE GEOR*</b>  | Subscriber DOB:          | <b>01/02/1949</b>             |                    |  |
| Coverage            | <b>P O BOX 7156</b>          | Subscriber ID:           | <b>80459609601</b>            |                    |  |
|                     | <b>LONDON, KY 40742-7156</b> | Pat. Rel. to Subscriber: | <b>Self</b>                   |                    |  |
| Phone:              | <b>(866)613-4977</b>         | Co-In:                   | Deductible:                   | Out of Pocket Max: |  |
| SECONDARY INSURANCE |                              |                          |                               |                    |  |
| Payor:              |                              | Plan:                    | <b>N/A</b>                    |                    |  |
| Group Number:       |                              | Insurance Type:          |                               |                    |  |
| Subscriber Name:    |                              | Subscriber DOB:          |                               |                    |  |
| Coverage            |                              | Subscriber ID:           |                               |                    |  |
| Phone:              |                              | Pat. Rel. to Subscriber: |                               |                    |  |

April 9, 2020





WS Kennestone Urology  
 Procedure at Tower Road  
 300 Tower Road  
 STE 150  
 MARIETTA GA 30060-9404  
 Inpatient Record

Maurice, Eugene George  
 MRN: 561253820, DOB: 1/2/1949, Sex: M  
 Adm: 1/16/2018, D/C: 1/23/2018

Contact Serial#



Chart ID



**Admission Information**

|                    |          |                     |                      |                     |  |
|--------------------|----------|---------------------|----------------------|---------------------|--|
| Arrival Date/Time: |          | Admit Date/Time:    | 01/16/2018 0123      | IP Adm. Date/Time:  |  |
| Admission Type:    | Elective | Point of Origin:    | Outside Hospital     | Admit Category:     |  |
| Means of Arrival:  |          | Primary Service:    |                      | Secondary Service:  | N/A  |
| Transfer Source:   |          | Service Area:       | WS SERVICE AREA      | Unit:               | WellStar Kennestone Urology Procedure Center |
| Admit Provider:    |          | Attending Provider: | Beau N Dusseault, MD | Referring Provider: | Beau N Dusseault, MD                         |

**Reason for Visit**

Post-op Check

**Discharge Information**

| Discharge Date/Time | Discharge Disposition | Discharge Destination | Discharge Provider | Unit   |
|---------------------|-----------------------|-----------------------|--------------------|--|
| 01/23/2018 2359     | Home Or Self Care     | None                  | None               | WellStar Kennestone Urology Procedure Center |

**Final Diagnoses (ICD-10-CM)**

| Code            | Description   | POA | CC | HAC | Affects DRG               |
|-----------------|---|-----|----|-----|---------------------------|
| C61 [Principal] | Malignant neoplasm of prostate  |     |    |     |                           |
| I25.10          | Atherosclerotic heart disease of native coronary artery without angina pectoris |     |    |     |                           |
| I48.91          | Unspecified atrial fibrillation   |     |    |     |                           |
| E11.9           | Type 2 diabetes mellitus without complications                                  |     |    |     |                           |
| I10             | Essential (primary) hypertension  |     |    |     |                           |
| B19.9           | Unspecified viral hepatitis without hepatic coma                                |     |    |     |                           |
| Z95.1           | Presence of aortocoronary bypass graft  |     |    |     | Exempt from POA reporting |
| Z95.5           | Presence of coronary angioplasty implant and graft                              |     |    |     | Exempt from POA reporting |
| Z87.891         | Personal history of nicotine dependence   |     |    |     | Exempt from POA reporting |
| Z79.82          | Long term (current) use of aspirin  |     |    |     | Exempt from POA reporting |
| Z79.01          | Long term (current) use of anticoagulants                                       |     |    |     | Exempt from POA reporting |
| Z79.899         | Other long term (current) drug therapy  |     |    |     | Exempt from POA reporting |

**Events**

**Hospital Outpatient at 1/16/2018 0123**

Unit: WellStar Kennestone Urology Procedure Center  
 Patient class: Outpatient

**Discharge at 1/23/2018 2359**

Unit: WellStar Kennestone Urology Procedure Center  
 Patient class: Outpatient

**Allergies as of 1/23/2018**

Reviewed on 1/19/2018

No Known Allergies

**Immunizations as of 1/23/2018**

Immunizations never marked as reviewed

**Annual Influenza**



WS Kennestone Urology  
 Procedure at Tower Road  
 300 Tower Road  
 STE 150  
 MARIETTA GA 30060-9404  
 Inpatient Record

Maurice, Eugene George  
 MRN: 561253820, DOB: 1/2/1949, Sex: M  
 Adm: 1/16/2018, D/C: 1/23/2018

**All Scans (continued)**

**Immunizations (continued) as of 1/23/2018**

Administered on: 9/26/2016 0000 Site: Left deltoid Route: Intramuscular  
 Lot number: UI700AA

**INFLUENZA HD, 65 YEARS AND ABOVE**

Administered by: Jade Westover, LPN Administered on: 9/26/2016 Dose: 0.5 mL  
 Site: Left deltoid Route: Intramuscular NDC: 49281-399-88  
 CVX code: 135 VIS date: 8/7/2015  
 Manufacturer: Sanofi Pasteur Lot number: UI700AA

**Questionnaire**

| Question                                      | Answer |
|---|--------|
| Have you ever had a serious reaction to eggs? | NO     |
| Have you ever had Guillain Barre Syndrome?    | No     |

**INFLUENZA HD, 65 YEARS AND ABOVE**

Administered by: Tina M Allen, MA Administered on: 9/28/2017 Dose: 0.5 mL  
 Site: Left deltoid Route: Intramuscular NDC: 49281-401-88  
 CVX code: 135 VIS date: 09/28/2017  
 Manufacturer: Sanofi Pasteur Lot number: UI842AB

**Questionnaire**

| Question                                      | Answer |
|---|--------|
| Have you ever had a serious reaction to eggs? | NO     |
| Have you ever had Guillain Barre Syndrome?    | No     |

**Influenza - Unspecified**

Administered on: 9/26/2016 0000 Site: Left deltoid Route: Intramuscular  
 CVX code: 88  
 Lot number: UI700AA

**Pneumococcal Conjugate 13-Valent**

Administered by: Mary S Wray, MA Administered on: 3/16/2016 Dose: 0.5 mL  
 Site: Left deltoid Route: Intramuscular NDC: 0005-1971-01  
 CVX code: 133 VIS date: 031616  
 Manufacturer: Wyeth-Ayerst Lot number: M51193

**Medical as of 1/23/2018**

**Past Medical History**

| Diagnosis   | Date | Comments                         | Source   |
|---|------|----------------------------------|----------|
| CAD (coronary artery disease) [I25.10]                      | ---  | ---                              | Provider |
| Coronary atherosclerosis of native coronary artery [I25.10] | ---  | ---                              | Provider |
| Diabetes mellitus (HCC) [E11.9]                             | ---  | ---                              | Provider |
| Essential hypertension, benign [I10]                        | ---  | ---                              | Provider |
| Family history of ischemic heart disease [Z82.49]           | ---  | ---                              | Provider |
| Hyperlipidemia [E78.5]                                      | ---  | ---                              | Provider |
| Hypertension [I10]  | ---  | ---                              | Provider |
| Infectious viral hepatitis [B15.9]                          | ---  | as teen/cannont recall what type | Provider |
| Obesity [E66.9]   | ---  | ---                              | Provider |
| Other and unspecified hyperlipidemia [E78.5]                | ---  | ---                              | Provider |
| Other symptoms involving cardiovascular system [R09.89]     | ---  | ---                              | Provider |
| PVD (peripheral vascular disease) (HCC) [I73.9]             | ---  | ---                              | Provider |

**Pertinent Negatives**

| Diagnosis              | Date Noted | Comments | Source   |
|------------------------|------------|----------|----------|
| Abnormal ECG [R94.31]  | 04/07/2014 | ---      | Provider |
| Aneurysm (HCC) [I72.9] | 04/07/2014 | ---      | Provider |
| Arrhythmia [I49.9]     | 04/07/2014 | ---      | Provider |
| Asthma [J45.909]       | 04/07/2014 | ---      | Provider |



WS Kennestone Urology  
 Procedure at Tower Road  
 300 Tower Road  
 STE 150  
 MARIETTA GA 30060-9404  
 Inpatient Record

Maurice, Eugene George  
 MRN: 561253820, DOB: 1/2/1949, Sex: M  
 Adm: 1/16/2018, D/C: 1/23/2018

**All Scans (continued)**

**Medical as of 1/23/2018 (continued)**

|                                      |            |   |          |
|--------------------------------------|------------|---|----------|
| Cancer (HCC) [C80.1]                 | 04/07/2014 | — | Provider |
| Chronic kidney disease [N18.9]       | 04/07/2014 | — | Provider |
| Clotting disorder (HCC) [D68.9]      | 04/07/2014 | — | Provider |
| Congenital heart disease [Q24.9]     | 04/07/2014 | — | Provider |
| Deep vein thrombosis (HCC) [I82.409] | 04/07/2014 | — | Provider |
| Heart failure (HCC) [I50.9]          | 04/07/2014 | — | Provider |
| Heart murmur [R01.1]                 | 04/07/2014 | — | Provider |
| Mitral valve prolapse [I34.1]        | 04/07/2014 | — | Provider |
| Myocardial infarction [I21.9]        | 04/07/2014 | — | Provider |
| Pulmonary embolism (HCC) [I26.99]    | 04/07/2014 | — | Provider |
| Sleep apnea [G47.30]                 | 04/07/2014 | — | Provider |
| Stroke (HCC) [I63.9]                 | 04/07/2014 | — | Provider |
| Valvular disease [I38]               | 04/07/2014 | — | Provider |

**ED Records**

**ED Arrival Information**

Patient not seen in ED

**Chief Complaint**

| Complaint     | Onset     | Comment | Last Edited By     | Time               | Relationship | ED Provider |
|---------------|-----------|---------|--------------------|--------------------|--------------|-------------|
| Post-op Check | 1/16/2018 |         | Julie K Cooper, RN | 1/18/2018 10:11 AM | None         | No          |

**ED Disposition**

None

**H&P - Encounter Notes**

**H&P by Nikolas P Symbas, MD at 1/16/2018 7:55 AM**

Author: Nikolas P Symbas, MD      Service: Urology      Author Type: Physician  
 Filed: 1/16/2018 7:56 AM      Date of Service: 1/16/2018 7:55 AM      Status: Signed  
 Editor: Nikolas P Symbas, MD (Physician)

**Chief complaint: Elevated PSA**

**History of Present Illness:**

Elevated PSA  
 -no symptoms  
 -no fhx prostate cancer  
 -TRUS bx (-) 11/16/16  
 -TRUS volume 40gm 11/16

MRI PR4 anterior central lesion

**Lab Results**

| Component | Value   | Date       |
|-----------|---------|------------|
| PSA       | 6.5 (H) | 05/30/2017 |



WS Kennestone Urology  
 Procedure at Tower Road  
 300 Tower Road  
 STE 150  
 MARIETTA GA 30060-9404  
 Inpatient Record

Maurice, Eugene George  
 MRN: 561253820, DOB: 1/2/1949, Sex: M  
 Adm: 1/16/2018, D/C: 1/23/2018

**H&P - Encounter Notes (continued)**

H&P by Nikolas P Symbas, MD at 1/16/2018 7:55 AM (continued)

|     |         |            |
|-----|---------|------------|
| PSA | 5.3 (H) | 09/27/2016 |
| PSA | 5.2 (H) | 03/17/2016 |
| PSA | 3.9     | 02/04/2015 |
| PSA | 4.1 (H) | 05/15/2014 |

**PMHx**

The following portions of the patient's history were reviewed and updated as appropriate: allergies, current medications, past family history, past medical history, past social history, past surgical history and problem list.

**Examination:**

**Visit Vitals**

BP 130/67  
 Pulse 65  
 Ht 67" (1.702 m)  
 Wt 96.6 kg (213 lb)  
 BMI 33.36 kg/m<sup>2</sup>

Constitutional: Normal development/nutrition  
 General: No acute distress  
 Abdomen: Non-tender to palpation  
 Musculoskeletal: Normal gait and station  
 Neurologic: CN grossly intact  
 Psychiatric: Normal judgement/insight, alert and oriented, appropriate mood/affect

**Urinalysis:**

**In-Office UA results:**

**Assessment/Plan:**

Elevated PSA  
 -if continuing to climb then plan for MRI prostate fusion





WS Kennestone Urology  
 Procedure at Tower Road  
 300 Tower Road  
 STE 150  
 MARIETTA GA 30060-9404  
 Inpatient Record

Maurice, Eugene George  
 MRN: 561253820, DOB: 1/2/1949, Sex: M  
 Adm: 1/16/2018, D/C: 1/23/2018

**H&P - Encounter Notes (continued)**

**H&P by Nikolas P Symbas, MD at 1/16/2018 7:55 AM (continued)**

I discussed risks, benefits and alternative treatments with the patient and the patient elected to proceed with the documented plan. All questions were answered.

Electronically Signed by Nikolas P Symbas, MD on 1/16/2018 7:56 AM

**Interval H&P Note - Encounter Notes**

**Interval H&P Note by Nikolas P Symbas, MD at 1/16/2018 7:56 AM**

Author: Nikolas P Symbas, MD      Service: Urology      Author Type: Physician  
 Filed: 1/16/2018 7:56 AM      Date of Service: 1/16/2018 7:56 AM      Status: Signed  
 Editor: Nikolas P Symbas, MD (Physician)

**H & P reviewed, patient examined, and patient's condition unchanged**

Nikolas P Symbas, MD      January 16, 2018      7:56 AM

Electronically Signed by Nikolas P Symbas, MD on 1/16/2018 7:56 AM

**Source Note**

Author: Nikolas P Symbas, MD      Service: Urology      Author Type: Physician  
 Filed: 1/16/2018 7:56 AM      Date of Service: 1/16/2018 7:55 AM      Status: Signed  
 Editor: Nikolas P Symbas, MD (Physician)

**Chief complaint: Elevated PSA**

**History of Present Illness:**

- Elevated PSA
- no symptoms
- no fhx prostate cancer
- TRUS bx (-) 11/16/16
- TRUS volume 40gm 11/16

MRI PR4 anterior central lesion

**Lab Results**

| Component | Value   | Date       |
|-----------|---------|------------|
| PSA       | 6.5 (H) | 05/30/2017 |
| PSA       | 5.3 (H) | 09/27/2016 |
| PSA       | 5.2 (H) | 03/17/2016 |
| PSA       | 3.9     | 02/04/2015 |
| PSA       | 4.1 (H) | 05/15/2014 |

**PMHx**

The following portions of the patient's history were reviewed and updated as appropriate: allergies, current medications, past family history, past medical history, past social history, past surgical history and problem





WS Kennestone Urology  
Procedure at Tower Road  
300 Tower Road  
STE 150  
MARIETTA GA 30060-9404  
Inpatient Record

Maurice, Eugene George  
MRN: 561253820, DOB: 1/2/1949, Sex: M  
Adm: 1/16/2018, D/C: 1/23/2018

**Interval H&P Note - Encounter Notes (continued)**

**Interval H&P Note by Nikolas P Symbas, MD at 1/16/2018 7:56 AM (continued)**

list.

**Examination:**

**Visit Vitals**

|       |                         |
|-------|-------------------------|
| BP    | 130/67                  |
| Pulse | 65                      |
| Ht    | 67" (1.702 m)           |
| Wt    | 96.6 kg (213 lb)        |
| BMI   | 33.36 kg/m <sup>2</sup> |

Constitutional: Normal development/nutrition

General: No acute distress

Abdomen: Non-tender to palpation

Musculoskeletal: Normal gait and station

Neurologic: CN grossly intact

Psychiatric: Normal judgement/insight, alert and oriented, appropriate mood/affect

**Urinalysis:**

**In-Office UA results:**

**Assessment/Plan:**

Elevated PSA

-if continuing to climb then plan for MRI prostate fusion

I discussed risks, benefits and alternative treatments with the patient and the patient elected to proceed with the documented plan. All questions were answered.

Electronically Signed by Nikolas P Symbas, MD on 1/16/2018 7:56 AM

**Discharge Instr - Activity - Encounter Notes**



WS Kennestone Urology  
Procedure at Tower Road  
300 Tower Road  
STE 150  
MARIETTA GA 30060-9404  
Inpatient Record

Maurice, Eugene George  
MRN: 561253820, DOB: 1/2/1949, Sex: M  
Adm: 1/16/2018, D/C: 1/23/2018

---

**Discharge Instr - Activity - Encounter Notes (continued)**

---

**Discharge Instr - Activity by Ramona McNeil, RN at 1/16/2018 8:40 AM**

Author: Ramona McNeil, RN  
Filed: 1/16/2018 8:40 AM  
Editor: Ramona McNeil, RN (Registered Nurse)

Service: —  
Date of Service: 1/16/2018 8:40 AM

Author Type: Registered Nurse  
Status: Written

**Discharge Instructions**

**1. General Anesthesia or Sedation**

Do not drive or operate machinery for 24 hours

Do not consume alcohol, tranquilizers, sleeping medication or any other non-prescribed medication for 24 hours.

Do not make any important decisions or sign any important documents in the next 24 hours.

You should have someone with you at home tonight.

**2. Activity**

You are advised to go directly home from the Urology Associates Surgery Center and rest for a day. Resume light to normal activity tomorrow.

Do not engage in heavy lifting while you see blood in the urine or stool.

**3. Fluids and Diet**

Begin with clear liquids, bouillon, dry toast, soda crackers. If not nauseated, you may go to a regular diet when you desire.

Greasy or spicy foods are not advised.

Drink plenty of water while you see blood in the urine or stool.

If you are diabetic, please eat before you take your diabetes medication.

**4. Medications and Plan**

Prescriptions sent with you. Use as directed. When taking pain medications, you may experience dizziness or drowsiness. Do not drink alcohol or drive when you are taking these medications.

You may take non-prescription "headache remedy" type medications that you normally use, if your surgeon permits, preferably one that does not contain aspirin.

You may resume your daily prescription medication when you get home.

**Prescriptions**

Tylenol as needed for pain or discomfort.

Antibiotic: Cipro this evening.

Patient was provided with updated medication list.

**6. Follow up Care**

Your physician may call you with biopsy results.

**Special Complications to Watch For**

You may see blood in your urine or stool for days to weeks.

You may see blood in your ejaculate for up to 6 weeks.



WS Kennestone Urology  
Procedure at Tower Road  
300 Tower Road  
STE 150  
MARIETTA GA 30060-9404  
Inpatient Record

Maurice, Eugene George  
MRN: 561253820, DOB: 1/2/1949, Sex: M  
Adm: 1/16/2018, D/C: 1/23/2018

---

**Discharge Instr - Activity - Encounter Notes (continued)**

---

**Discharge Instr - Activity by Ramona McNeil, RN at 1/16/2018 8:40 AM (continued)**

---

If you have a fever, chills, and are feeling poorly, take your temperature by mouth. Call the office if it is over 101\* F.

Please call us if you have large blood clots, difficulty urinating or pain not relieved by Tylenol.

**If you have any questions the day of your procedure please call 470-245-9860 to speak with a nurse.  
For problems or questions after 4:30pm call your urologist at 770-428-4475**

**If you need immediate attention, go to the emergency room.**

Electronically Signed by Ramona McNeil, RN on 1/16/2018 8:40 AM



WS Kennestone Urology  
 Procedure at Tower Road  
 300 Tower Road  
 STE 150  
 MARIETTA GA 30060-9404  
 Inpatient Record

Maurice, Eugene George  
 MRN: 561253820, DOB: 1/2/1949, Sex: M  
 Adm: 1/16/2018, D/C: 1/23/2018

### Surgery Report

#### General Information

|   |                      |                |
|---|----------------------|----------------|
| Date: 1/16/2018   | Time:                | Status: Posted |
| Location: WS Kennestone Urology Procedure at Tower Road | Room:                | Service:       |
| Patient class:  | Case classification: |                |

#### Diagnosis Information

No post-op diagnosis codes associated with the log.

#### Case Tracking Events

| Event                         | Time In |
|-------------------------------|---------|
| In Facility                   | 0123    |
| In Pre-Procedure              |         |
| In Block Room                 |         |
| Out Block Room                |         |
| Pre-Procedure Complete        |         |
| Out of Pre-op                 |         |
| Anesthesia Ready              |         |
| In Room                       |         |
| Anesthesia Start              | 0803    |
| Procedure Start               |         |
| Procedure End                 |         |
| Out of Room                   |         |
| Patient to Floor/ICU          |         |
| In Phase I                    |         |
| Anesthesia Stop               | 0829    |
| Phase I Criteria Met          |         |
| Out of Phase I                |         |
| In Phase II                   |         |
| Phase II Care Complete        |         |
| Out of Phase II               |         |
| Remove from Status Board      |         |
| Anesthesia Follow-up Needed   |         |
| Anesthesia Follow-up Complete |         |
| Moderate Sedation Begin       |         |
| Moderate Sedation End         |         |

#### Questionnaire Data

None

#### PNDS Information

##### Outcomes - Pre-op

| Used? | Description (Code)   |
|-------|--|
| Yes   | The patient participates in decisions affecting his or her perioperative plan of care. (O23)               |
| Yes   | The patient demonstrates knowledge of the expected responses to the operative or invasive procedure. (O31) |

##### Outcomes - Intra-op

| Used? | Description (Code)   |
|-------|--|
| Yes   | The patient is free from signs and symptoms of injury caused by extraneous objects. (O2) |
| Yes   | The patient is free from signs and symptoms of injury related to positioning. (O5)       |
| Yes   | The patient is free from signs and symptoms of infection. (O10)                          |

##### Outcomes - Post-op

| Used? | Description (Code)   |
|-------|--|
| Yes   | The patient is at or returning to normothermia at the conclusion of the immediate postoperative period. (O12)            |
| Yes   | The patient's respiratory function is consistent with or improved from baseline levels established preoperatively. (O14) |
| Yes   | The patient demonstrates knowledge of pain management. (O20)   |
| Yes   | The patient demonstrates knowledge of wound management. (O22)  |
| Yes   | The patient demonstrates and/or reports adequate pain control throughout the perioperative period. (O29)                 |





WS Kennestone Urology  
 Procedure at Tower Road  
 300 Tower Road  
 STE 150  
 MARIETTA GA 30060-9404  
 Inpatient Record

Maurice, Eugene George  
 MRN: 561253820, DOB: 1/2/1949, Sex: M  
 Adm: 1/16/2018, D/C: 1/23/2018

**Surgery Report (continued)**

**PNDS Information (continued)**

**Diagnoses**

**Present? Description (Code)**

|     |  |
|-----|--|
| Yes | Risk for infection (X28)                   |
| Yes | Risk for injury (X29)                      |
| Yes | Deficient knowledge (X30)                  |
| Yes | Acute pain (X38)                           |
| Yes | Anxiety (X4)                               |
| Yes | Risk for impaired skin integrity (X51)     |
| Yes | Risk for imbalanced body temperature (X57) |
| Yes | Ineffective breathing pattern (X7)         |

**Timeouts**

**Pre-Procedure Timeout**

Right Patient, Right Site, Right Procedure

Pre-Procedure Verification

Correct patient?: Yes  
 Correct site?: Yes  
 Correct procedure?: Yes  
 Correct laterality?: No

H&P note verified?: Yes  
 Consents verified?: Yes  
 Site marked?: N/A  
 Allergies reviewed?: Yes

Verification Date and Time: 1/16/2018 8:10 AM

**Anesthesia Encounters**

**Anesthesia Encounter - Episode ID 25701924**

**Anesthesia Summary - Maurice, Eugene George [561253820] Male 69 y.o.**

Current as of 01/16/18 0749

Height: 67" (1.702 m) (01/16/18)  
 Weight: 94.8 kg (209 lb) (01/16/18)  
 BMI: 32.7 (01/16/18)  
 NPO Status: Not recorded  
 Allergies: No Known Allergies

**Procedure Summary**

Date: 01/16/18  
 Anesthesia Start: 0803  
 Procedure: KUP PROSTATE BIOPSY W NDL

Room / Location: WellStar Kennestone Urology Procedure Center  
 Anesthesia Stop: 0829  
 Diagnosis:  
 Elevated PSA  
 Abnormal MRI, pelvis  
 Responsible Provider: Ashkan Yazdanpanah, DO  
 ASA Status: 4

Scheduled Providers: Nikolas P Symbas, MD; Ashkan Yazdanpanah, DO  
 Anesthesia Type: MAC

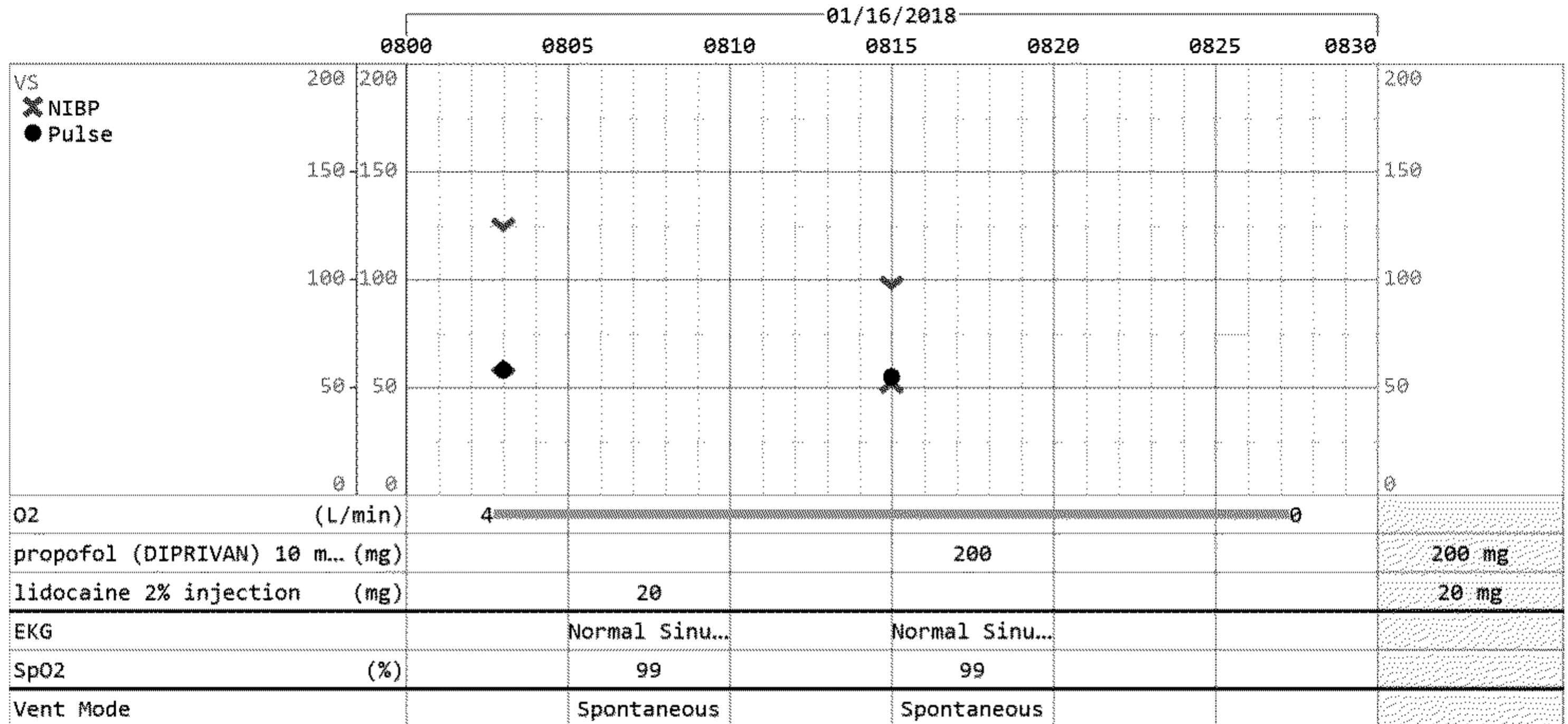




WS Kennestone Urology  
 Procedure at Tower Road  
 300 Tower Road  
 STE 150  
 MARIETTA GA 30060-9404  
 Inpatient Record

Maurice, Eugene George  
 MRN: 561253820, DOB: 1/2/1949, Sex: M  
 Adm: 1/16/2018, D/C: 1/23/2018

Anesthesia Encounter - Episode ID 25701924 (continued)



Staff

01/16/18

| Name                   | Role | Begin | End  |
|------------------------|------|-------|------|
| Ashkan Yazdanpanah, DO | ANMD | 0803  | 0829 |

Events

| Date      | Time | Event   |
|-----------|------|---|
| 1/16/2018 | 0749 | Signed/Cosigned and Ready for Procedure   |
|           | 0803 | Anesthesia Start  |
|           | 0805 | Induction   |
|           | 0811 | Start Data Collection   |
|           | 0826 | Stop Data Collection  |
|           | 0829 | Handoff to Receiving Nurse<br>I completed my handoff to the receiving nurse during which we:<br>1. Identified the patient<br>2. Identified the responsible providers<br>3. Discussed the surgical procedure and course<br>4. Reviewed the pertinent medical history and allergies<br>5. Reviewed intra-op anesthesia management (airway, medications and I&O)<br>6. Reviewed nerve block expectations (when applicable)<br>7. Set expectations for post-procedure period and reviewed post-op orders<br>8. Allowed opportunity for questions and acknowledgement of understanding |
|           | 0829 | Anesthesia Stop   |

Anesthesia Medical History

|  |  |
|--|--|
| Other symptoms involving cardiovascular system   | Coronary atherosclerosis of native coronary artery |
| Family history of ischemic heart disease   | Other and unspecified hyperlipidemia               |
| Essential hypertension, benign   | PVD (peripheral vascular disease) (HCC)            |
| Obesity  | Hypertension                                       |
| Hyperlipidemia   | CAD (coronary artery disease)                      |
| Infectious viral hepatitis   | Diabetes mellitus (HCC)                            |
| Cancer of prostate with low recurrence risk (stage T1-2a and Gleason < 7 and PSA < 10) (HCC) | AKI (acute kidney injury) (HCC)                    |
| Cataracts, both eyes   | Gout   |

Substance History

Smoking Status: Former Smoker - 25 pack years



WS Kennestone Urology  
 Procedure at Tower Road  
 300 Tower Road  
 STE 150  
 MARIETTA GA 30060-9404  
 Inpatient Record

Maurice, Eugene George  
 MRN: 561253820, DOB: 1/2/1949, Sex: M  
 Adm: 1/16/2018, D/C: 1/23/2018

**Anesthesia Encounter - Episode ID 25701924 (continued)**

**Substance History (continued)**

Quit Smoking: 04/07/92  
 Smokeless Tobacco Status: Never Used  
 Alcohol use: Yes; 4.0 standard drinks per week  
 Drug use: No

**Surgical History**

|                        |                              |
|------------------------|------------------------------|
| APPENDECTOMY           | CORONARY ARTERY BYPASS GRAFT |
| CAROTID ENDARTERECTOMY | CORONARY STENT PLACEMENT     |
| COLONOSCOPY            | shingles                     |
| EGD                    | VASCULAR SURGERY             |

**Facility Administered Medications**

Taken on 01/16/18

gentamicin (GARAMYCIN) injection 40 mg/mL      lactated Ringers infusion

**Prescription Medications**

Within last 14 days from 01/16/18

|  | Last Taken | Last Updated  |
|--|------------|---------------|
| nitroglycerin (NITROSTAT) 0.4 MG SL tablet                       | Past Week  | 01/16/18 0727 |
| apixaban (ELIQUIS) 5 mg tablet (Discontinued)                    |            |               |
| apixaban (ELIQUIS) 5 mg tablet                                   | Past Week  | 01/16/18 0727 |
| aspirin, buffered 81 mg Tab                                      | Past Week  | 01/16/18 0727 |
| atorvastatin (LIPITOR) 80 MG tablet (Discontinued)               |            |               |
| atorvastatin (LIPITOR) 80 MG tablet                              | 1/15/2018  | 01/16/18 0727 |
| blood sugar diagnostic (GLUCOSE BLOOD) strip                     | 1/16/2018  | 01/16/18 0727 |
| blood sugar diagnostic strip                                     | 1/16/2018  | 01/16/18 0727 |
| carvedilol (COREG) 12.5 MG tablet (Discontinued)                 |            |               |
| carvedilol (COREG) 12.5 MG tablet                                | 1/16/2018  | 01/16/18 0727 |
| chlorthalidone (HYGROTEN) 50 MG tablet (Discontinued)            |            |               |
| chlorthalidone (HYGROTEN) 50 MG tablet                           | 1/16/2018  | 01/16/18 0727 |
| cilostazol (PLETAL) 100 MG tablet (Discontinued)                 |            |               |
| cilostazol (PLETAL) 100 MG tablet                                | Past Week  | 01/16/18 0727 |
| isosorbide mononitrate (IMDUR) 30 MG 24 hr tablet (Discontinued) |            |               |
| isosorbide mononitrate (IMDUR) 30 MG 24 hr tablet                | 1/16/2018  | 01/16/18 0727 |
| metFORMIN (GLUCOPHAGE) 500 MG tablet (Discontinued)              | Taking     | 12/08/17 0918 |
| metFORMIN (GLUCOPHAGE) 500 MG tablet (Discontinued)              |            |               |
| metFORMIN (GLUCOPHAGE) 500 MG tablet                             | 1/15/2018  | 01/16/18 0727 |
| nitroglycerin (NITROSTAT) 0.4 MG SL tablet (Discontinued)        | As needed  | 12/08/17 0918 |
| ramipril (ALTACE) 10 MG capsule (Discontinued)                   | Taking     | 12/08/17 0918 |
| ramipril (ALTACE) 10 MG capsule                                  | 1/16/2018  | 01/16/18 0727 |

**Preprocedure Vitals**

Current as of 01/16/18 0749

|                                  |                                     |
|----------------------------------|-------------------------------------|
| BP: 123/60                       | Pulse: 55                           |
| Resp: 18                         | SpO2: 99                            |
| Temp: 97.7 °F (36.5 °C)          |                                     |
| Height: 67" (1.702 m) (01/16/18) | Weight: 94.8 kg (209 lb) (01/16/18) |
| BMI: 32.7                        | IBW: 66.1 kg (145 lb 12.2 oz)       |
| Last edited 01/16/18 0727 by RM  |                                     |

**Blood Orders**

Ordered in last 14 days - Current as of 04/09/20 0952

No blood orders found

**Hematology Labs (Last 90 days)**

|     | 03/17 0914 |
|-----|------------|
| HGB | 13.3 ▼     |
| HCT | --         |



WS Kennestone Urology  
 Procedure at Tower Road  
 300 Tower Road  
 STE 150  
 MARIETTA GA 30060-9404  
 Inpatient Record

Maurice, Eugene George  
 MRN: 561253820, DOB: 1/2/1949, Sex: M  
 Adm: 1/16/2018, D/C: 1/23/2018

**Anesthesia Encounter - Episode ID 25701924 (continued)**

**Hematology Labs (continued)** (Last 90 days)

03/17 0914

--

**Electrolyte Labs** (Last 90 days)

03/17 0914

K+

5.2 ^

Na+

--

Cl-

--

HCO3

--

**Procedure Notes**

No procedure notes have been written.

**Preprocedure Note**

Last edited 01/16/18 0816 by Ashkan Yazdanpanah, DO  
 Date of Service 01/16/18 0744  
 Status: Addendum

**Anesthesia Pre-op Evaluation**

**Patient Name:** Eugene G Maurice  
**Date of Birth:** 1/2/1949 **Age:** 69 yrs **Sex:** Male  
**MRN:** 561253820

**Pre-Assessment Information**

No Known Allergies

**Relevant Problems**

- (+) Controlled type 2 diabetes mellitus with diabetic peripheral angiopathy without gangrene, without long-term current use of insulin (HCC)
- (+) Coronary arteriosclerosis
- (+) Coronary artery disease involving native coronary artery of native heart without angina pectoris
- (+) Essential hypertension with goal blood pressure less than 130/85

**Past Medical History:**

|  |      |
|--|------|
| Diagnosis  | Date |
| • CAD (coronary artery disease)                      |      |
| • Coronary atherosclerosis of native coronary artery |      |



WS Kennestone Urology  
 Procedure at Tower Road  
 300 Tower Road  
 STE 150  
 MARIETTA GA 30060-9404  
 Inpatient Record

Maurice, Eugene George  
 MRN: 561253820, DOB: 1/2/1949, Sex: M  
 Adm: 1/16/2018, D/C: 1/23/2018

**Anesthesia Encounter - Episode ID 25701924 (continued)**

**Preprocedure Note (continued)**

- Diabetes mellitus (HCC)
- Essential hypertension, benign
- Family history of ischemic heart disease
- Hyperlipidemia
- Hypertension
- Infectious viral hepatitis  
*as teen/cannont recall what type*
- Obesity
- Other and unspecified hyperlipidemia
- Other symptoms involving cardiovascular system
- PVD (peripheral vascular disease) (HCC)

**Past Surgical History:**

| Procedure   | Laterality | Date   |
|---|------------|--------|
| • APPENDECTOMY  |            |        |
| • CAROTID ENDARTERECTOMY<br><i>x2</i>                 |            |        |
| • COLONOSCOPY<br><i>as of 9/2014 has not had this</i> |            |        |
| • CORONARY ARTERY BYPASS GRAFT<br><i>X6</i>           |            | 1992   |
| • CORONARY STENT PLACEMENT<br><i>sheikh</i>           |            | 2014   |
| • shingles  |            | 9/2015 |

**Social History Main Topics**

- Smoking status: Former Smoker
  - Packs/day: 1.00
  - Years: 25.00
  - Types: Cigarettes
  - Quit date: 4/7/1992
- Smokeless tobacco: Never Used
- Alcohol use: 2.4 oz/week  
2 Glasses of wine, 2 Shots of liquor per week
- Drug use: No
- Sexual activity: Not on file

Documented NPO status:  
 No Data Recorded

**Pre-operative Evaluation**

**Review of Systems/Medical History**





WS Kennestone Urology  
Procedure at Tower Road  
300 Tower Road  
STE 150  
MARIETTA GA 30060-9404  
Inpatient Record

Maurice, Eugene George  
MRN: 561253820, DOB: 1/2/1949, Sex: M  
Adm: 1/16/2018, D/C: 1/23/2018

---

**Anesthesia Encounter - Episode ID 25701924 (continued)**

---

**Preprocedure Note (continued)**

---

**General:** Patient summary reviewed and Nursing notes reviewed.

**Anesthesia History:** No history of anesthetic complications. Patient has no family history of anesthetic complications. No PONV

**Cardiovascular:**

(+) hypertension: atrial fibrillation, CAD, angina,

**Pulmonary:** Negative ROS

**Neuro/Psych:** - Negative ROS

**GI/Hepatic/Renal:**

(+) hepatitis,

**Endo/Other:**

(+) diabetes mellitus

**Additional Findings:** Unstable angina needs ntg  
Last 2 days ago

**Physical Exam**

**Airway:**

Mallampati: II

Neck ROM: full

TM distance: >3 FB

**Cardiovascular:** normal exam

Rhythm: regular

Rate: normal

**Pulmonary:** normal exam

Respiratory Effort: normal

Breath sounds clear to auscultation.





WS Kennestone Urology  
Procedure at Tower Road  
300 Tower Road  
STE 150  
MARIETTA GA 30060-9404  
Inpatient Record

Maurice, Eugene George  
MRN: 561253820, DOB: 1/2/1949, Sex: M  
Adm: 1/16/2018, D/C: 1/23/2018

---

**Anesthesia Encounter - Episode ID 25701924 (continued)**

---

**Preprocedure Note (continued)**

---

Patient does not have: wheezes

**Anesthesia Plan**

**ASA: 4**

**Anesthetic Plan: MAC**

**Airway Management:** supplemental O2

**Premedication planned:** none

**Induction:** Intravenous

**Anesthetic plan and risks discussed with:** Patient.

Electronically signed by Ashkan Yazdanpanah, DO at 1/16/2018 8:16 AM

**All Postprocedure Notes**

---

Last edited 01/16/18 0927 by Ashkan Yazdanpanah, DO  
Date of Service 01/16/18 0927  
Status: Signed

---

Patient: Eugene G Maurice  
\* No procedures listed \*  
Anesthesia type: MAC

**Patient location:** PACU

**Post vital signs:** post-procedure vital signs reviewed and stable

**Level of consciousness:** awake, alert and oriented

**Post-anesthesia pain:** adequate analgesia

**Airway patency:** patent

**Respiratory:** room air and unassisted

**Cardiovascular:** blood pressure at baseline and stable

**Hydration:** euvolemic

**Nausea and vomiting:** no signs of nausea and vomiting

**Anesthetic complications:** No



WS Kennestone Urology  
 Procedure at Tower Road  
 300 Tower Road  
 STE 150  
 MARIETTA GA 30060-9404  
 Inpatient Record

Maurice, Eugene George  
 MRN: 561253820, DOB: 1/2/1949, Sex: M  
 Adm: 1/16/2018, D/C: 1/23/2018

**Anesthesia Encounter - Episode ID 25701924 (continued)**

**All Postprocedure Notes (continued)**

Electronically signed by Ashkan Yazdanpanah, DO at 1/16/2018 9:27 AM

**Attestation Information**

| Staff Name             | Date     | Time | Type                       |
|------------------------|----------|------|----------------------------|
| Ashkan Yazdanpanah, DO | 01/16/18 | 0749 | Pre-Induction Assessment   |
| Ashkan Yazdanpanah, DO | 01/16/18 | 0750 | Intra-operative Monitoring |
| Ashkan Yazdanpanah, DO | 01/16/18 | 0750 | Personally Performed       |

**Medications**

| Medication                                  | Rate/Dose/Volume | Action | Date Time     | Administering User     | Audit |
|---|------------------|--------|---------------|------------------------|-------|
| propofol (DIPRIVAN) 10 mg/mL injection (mg) | 200 mg           | Given  | 01/16/18 0817 | Ashkan Yazdanpanah, DO |       |
| lidocaine 2% injection (mg)                 | 20 mg            | Given  | 01/16/18 0805 | Ashkan Yazdanpanah, DO |       |

**Signoff Status**

None



WS Kennestone Urology  
Procedure at Tower Road  
300 Tower Road  
STE 150  
MARIETTA GA 30060-9404  
Anesthesia Report

Maurice, Eugene George  
MRN: 561253820, DOB: 1/2/1949, Sex: M  
Adm: 1/16/2018, D/C: 1/23/2018

**Flowsheets (all recorded)**

**Agents**

| Row Name | 01/16/18 0826 | 01/16/18 0803 |
|----------|---------------|---------------|
| Agents   |               |               |
| O2       | 0 L/min -AY   | 4 L/min -AY   |



WS Kennestone Urology  
Procedure at Tower Road  
300 Tower Road  
STE 150  
MARIETTA GA 30060-9404  
Anesthesia Report

Maurice, Eugene George  
MRN: 561253820, DOB: 1/2/1949, Sex: M  
Adm: 1/16/2018, D/C: 1/23/2018

Flowsheets (all recorded)

Anesthesia Checklist

| Row Name             | 01/16/18 0000   |
|----------------------|---|
| Anesthesia Checklist |   |
| Monitors in Use      | Anesthesia apparatus checked;Pulse oximeter;O2 analyzer -AY |
| NIBP Site            | Arm R -AY   |
| Cardiac              | EKG -AY   |
| Leads                | 3 -AY   |



WS Kennestone Urology  
Procedure at Tower Road  
300 Tower Road  
STE 150  
MARIETTA GA 30060-9404  
Anesthesia Report

Maurice, Eugene George  
MRN: 561253820, DOB: 1/2/1949, Sex: M  
Adm: 1/16/2018, D/C: 1/23/2018

**Flowsheets (all recorded)**

**Agents**

| Row Name | 01/16/18 0826 | 01/16/18 0803 |
|----------|---------------|---------------|
| Agents   |               |               |
| O2       | 0 L/min -AY   | 4 L/min -AY   |





WS Kennestone Urology  
Procedure at Tower Road  
300 Tower Road  
STE 150  
MARIETTA GA 30060-9404  
Anesthesia Report

Maurice, Eugene George  
MRN: 561253820, DOB: 1/2/1949, Sex: M  
Adm: 1/16/2018, D/C: 1/23/2018

Flowsheets (all recorded)

BP/Pulse

| Row Name | 01/16/18 0815 | 01/16/18 0803 |
|----------|---------------|---------------|
| BP/Pulse |               |               |
| NIBP     | 96/53 -AY     | 123/62 -AY    |
| Pulse    | 55 -AY        | 58 -AY        |



WS Kennestone Urology  
Procedure at Tower Road  
300 Tower Road  
STE 150  
MARIETTA GA 30060-9404  
Anesthesia Report

Maurice, Eugene George  
MRN: 561253820, DOB: 1/2/1949, Sex: M  
Adm: 1/16/2018, D/C: 1/23/2018

**Flowsheets (all recorded)**

**Positioning**

| Row Name | 01/16/18 0811 |
|----------|---------------|
| OTHER    |               |
| Position | Lateral -AY   |



WS Kennestone Urology  
 Procedure at Tower Road  
 300 Tower Road  
 STE 150  
 MARIETTA GA 30060-9404  
 Anesthesia Report

Maurice, Eugene George  
 MRN: 561253820, DOB: 1/2/1949, Sex: M  
 Adm: 1/16/2018, D/C: 1/23/2018

**Flowsheets (all recorded)**

**Anesthesia Monitoring**

| Row Name    | 01/16/18 0815              | 01/16/18 0807              |
|-------------|----------------------------|----------------------------|
| Assessment  |                            |                            |
| EKG         | Normal Sinus Rhythm<br>-AY | Normal Sinus Rhythm<br>-AY |
| Respiratory |                            |                            |
| Vent Mode   | Spontaneous -AY            | Spontaneous -AY            |
| OTHER       |                            |                            |
| SpO2        | 99 % -AY                   | 99 % -AY                   |

**User Key**

(r) = Recorded By, (t) = Taken By, (c) = Cosigned By

| Initials | Name                   | Effective Dates     |
|----------|------------------------|---------------------|
| AY       | Ashkan Yazdanpanah, DO | 01/05/18 - 03/05/18 |

**Flowsheet Notes**

No notes of this type exist for this encounter.

**Encounter-Level E-Signatures:**

No documentation.

**Procedures - Orders and Results**

**EKG SCAN [720826902]**

Electronically signed by: **Interface, Transcription Incoming on 01/18/18 1334** Status: **Completed**  
 Ordering user: Interface, Transcription Incoming 01/18/18 1334  
 Authorized by: Provider Scan  
 Frequency: -  
 Lab status: Final result  
 Ordering provider: Provider Scan  
 Ordering mode: Standard  
 Quantity: 1

Scan on 1/18/2018 1:34 PM (below)

**EKG SCAN [720826902]**

Resulted: 01/18/18 1334, Result status: Final result

Ordering provider: Provider Scan 01/18/18 1334  
 Filed by: Interface, Transcription Incoming 01/18/18 1338  
 Order status: Completed  
 Result details

**Nursing - Orders and Results**

**MAINTAIN IV ACCESS [720826879]**

Electronically signed by: **Ashkan Yazdanpanah, DO on 01/16/18 1522** Status: **Discontinued**  
 Mode: Ordering in Per protocol: cosign required mode  
 Ordering user: Ramona McNeil, RN 01/16/18 0717  
 Authorized by: Ashkan Yazdanpanah, DO  
 Quantity: 1  
 Discontinued by: Automatic Discharge Provider 01/24/18 0433 [Patient Discharge]  
 Communicated by: Ramona McNeil, RN  
 Ordering provider: Ashkan Yazdanpanah, DO  
 Ordering mode: Per protocol: cosign required  
 Instance released by: Ramona McNeil, RN (auto-released) 1/16/2018 7:17 AM

**PATIENT EDUCATION (SPECIFY) [720826881]**

Electronically signed by: **Nikolas P Symbas, MD on 01/16/18 0717** Status: **Discontinued**  
 Mode: Ordering in Per protocol: cosign required mode  
 Ordering user: Sharon H Crider, RN 01/09/18 1016  
 Authorized by: Nikolas P Symbas, MD  
 Quantity: 1  
 Discontinued by: Automatic Discharge Provider 01/24/18 0433 [Patient Discharge]  
 Communicated by: Sharon H Crider, RN  
 Ordering provider: Nikolas P Symbas, MD  
 Ordering mode: Per protocol: cosign required  
 Instance released by: Ramona McNeil, RN (auto-released) 1/16/2018 7:17 AM



WS Kennestone Urology  
 Procedure at Tower Road  
 300 Tower Road  
 STE 150  
 MARIETTA GA 30060-9404  
 Anesthesia Report

Maurice, Eugene George  
 MRN: 561253820, DOB: 1/2/1949, Sex: M  
 Adm: 1/16/2018, D/C: 1/23/2018

**Nursing - Orders and Results (continued)**

**PATIENT EDUCATION (SPECIFY) [720826881] (continued)**

Order comments: On preparation for the procedure as well as discharge instructions

**Point of Care Testing - Orders and Results**

**POCT URINALYSIS DIPSTICK [720826883]**

Electronically signed by: **Nikolas P Symbas, MD on 01/16/18 0717**  
 Mode: Ordering in Per protocol: cosign required mode  
 Ordering user: Sharon H Crider, RN 01/09/18 1016  
 Authorized by: Nikolas P Symbas, MD  
 Quantity: 1  
 Discontinued by: Automatic Discharge Provider 01/24/18 0433 [Patient Discharge]

Status: **Discontinued**

Communicated by: Sharon H Crider, RN  
 Ordering provider: Nikolas P Symbas, MD  
 Ordering mode: Per protocol: cosign required  
 Instance released by: Ramona McNeil, RN (auto-released) 1/16/2018 7:17 AM

**IV - Orders and Results**

**INSERT PERIPHERAL IV [720826878]**

Electronically signed by: **Ashkan Yazdanpanah, DO on 01/16/18 1522**  
 Mode: Ordering in Per protocol: cosign required mode  
 Ordering user: Ramona McNeil, RN 01/16/18 0717  
 Authorized by: Ashkan Yazdanpanah, DO  
 Quantity: 1  
 Discontinued by: Automatic Discharge Provider 01/24/18 0433 [Patient Discharge]

Status: **Discontinued**

Communicated by: Ramona McNeil, RN  
 Ordering provider: Ashkan Yazdanpanah, DO  
 Ordering mode: Per protocol: cosign required  
 Instance released by: Ramona McNeil, RN (auto-released) 1/16/2018 7:17 AM

**INT [720826880]**

Electronically signed by: **Ashkan Yazdanpanah, DO on 01/16/18 1522**  
 Mode: Ordering in Per protocol: cosign required mode  
 Ordering user: Ramona McNeil, RN 01/16/18 0717  
 Authorized by: Ashkan Yazdanpanah, DO  
 Quantity: 1  
 Discontinued by: Automatic Discharge Provider 01/24/18 0433 [Patient Discharge]

Status: **Discontinued**

Communicated by: Ramona McNeil, RN  
 Ordering provider: Ashkan Yazdanpanah, DO  
 Ordering mode: Per protocol: cosign required  
 Instance released by: Ramona McNeil, RN (auto-released) 1/16/2018 7:17 AM

**Imaging - Orders and Results**

**KUP PROSTATE BIOPSY W NDL [720826866]**

Electronically signed by: **Beau N Dusseault, MD on 12/10/17 1604**  
 Ordering user: Beau N Dusseault, MD 12/10/17 1604  
 Ordering mode: Standard  
 Quantity: 1  
 Instance released by: Chastity Payton 1/16/2018 6:51 AM  
 Diagnoses  
 Elevated PSA [R97.20]  
 Abnormal MRI, pelvis [R93.5]

Status: **Completed**

Authorized by: Beau N Dusseault, MD  
 Lab status: Final result

**Questionnaire**

| Question   | Answer |
|--|--------|
| Do you have a joint replacement, pacemaker, or any hardware?                                   | No     |
| Have you ever had MRSA or VRE?   | No     |
| Have you had C-Diff with active diarrhea or been on treatment for C-diff in the last 6 months? | No     |

Scheduling instructions

MRI fusion  
 Abx: cipro, gent  
 With anesthesia  
 Lab Results

| Component | Value   | Date       |
|-----------|---------|------------|
| PSA       | 7.4 (H) | 10/10/2017 |

**KUP PROSTATE BIOPSY W NDL [720826866]**

Resulted: 01/16/18 0828, Result status: Final result

Order status: Completed

Resulted by: Nikolas P Symbas, MD



WS Kennestone Urology  
Procedure at Tower Road  
300 Tower Road  
STE 150  
MARIETTA GA 30060-9404  
Anesthesia Report

Maurice, Eugene George  
MRN: 561253820, DOB: 1/2/1949, Sex: M  
Adm: 1/16/2018, D/C: 1/23/2018

### Imaging - Orders and Results (continued)

Filed by: Nikolas P Symbas, MD 01/16/18 0829  
Accession number: 29005781

Performed: 01/16/18 0810 - 01/16/18 0823  
Result details

Narrative:  
OPERATIVE NOTE

Name: Eugene G Maurice  
DOB: 1/2/1949  
MRN: 561253820  
DOS: 1/16/2018

Pre-operative Diagnosis: Elevated PSA.

Post-operative Diagnosis: Prostate nodule.

Surgeon: Nikolas P Symbas, MD

Assistants: None

Anesthesia: IV sedation

Operation:

1. Transrectal ultrasound for guidance of prostate biopsies
2. Transrectal prostate biopsies (with MRI fusion)
3. Periprostatic block for postoperative pain control  
(55700, 76942, 64450)

Indications: Eugene G Maurice is a 69 y.o. male who presents for the above procedure due to the above diagnosis. I discussed risks (including specifically bleeding and infection), benefits and alternative treatments with the patient and the patient elected to proceed with the documented plan. All questions were answered.

Nodule: No on DRE 1/16/2018

Complications: None

EBL: less than 5 mL

IVF: Maintenance

Specimen: 12 cores of prostate tissue labeled by sextant, additional biopsies of MRI lesions labelled as:

1. PR4 lesion

Findings:

1. Prostate size: 31 cubic centimeters by MRI
2. PR4 lesion(s)/ROI(s) on MRI. Described as PIRADS 4.

Technique:

The patient confirmed compliance with preoperative enema and antibiotic. The patient was taken to the operative suite. After time out the patient underwent IV sedation per anesthesia. He was then placed in a lateral decubitus position. He was prepped and draped in the standard fashion in the left lateral decubitus position and time out was performed.

Perioperative antibiotics were given prior to the procedure.

The ultrasound probe (Phillips machine) was then placed in the rectum without difficulty. Subsequently 5 mL of 1% plain lidocaine was infiltrated using a spinal needle and ultrasonic guidance into the junction of the seminal vesicle and prostate gland on each side for intraoperative and post operative pain control.

The MR fusion was performed with the Phillips Invivo UroNav machine. After co-registering, the above mentioned lesions were targeted and mpMRI fusion directed samples of these lesions were taken and the needle paths were recorded in the software.

Next, sequential transverse (axial) scans were made in small increments beginning at the seminal vesicles and ending at the prostate apex. Sequential longitudinal (sagittal) scans were made in small increments beginning at the right lateral prostate and ending at the left lateral prostate. Excellent anatomical imaging was obtained with peripheral, transitional, and central zones well defined, as well as the seminal





WS Kennestone Urology  
 Procedure at Tower Road  
 300 Tower Road  
 STE 150  
 MARIETTA GA 30060-9404  
 Anesthesia Report

Maurice, Eugene George  
 MRN: 561253820, DOB: 1/2/1949, Sex: M  
 Adm: 1/16/2018, D/C: 1/23/2018

**Imaging - Orders and Results (continued)**

vesicles.

Several biopsies were taken from each of the target lesions.

Six biopsies were obtained from the lateral part of each lobe at the apex, mid-gland, and base. Six biopsies were additionally taken from the medial part of each lobe spaced evenly from apex to base. Care was taken to avoid the urethra and bladder. Excellent biopsy specimens were obtained. The procedure was tolerated well and the patient transported to recovery in stable condition.

Appropriate patient post procedure education was provided prior to discharge.

**Disposition:**

1. Follow up with the Wellstar Urology office as previously directed
  2. Discharge to home
  3. Discharge condition: good
  4. Medications: Resume previous medications but stay off of blood thinners until no blood in urine and stool.
  5. Diet: resume previous
  6. Activity: no strenuous physical activity for the next 48 hours.
- Standard post-biopsy instructions given.

Nikolas P Symbas, MD  
 Wellstar Urology  
 (p) 770-428-4475  
 (f) 770-426-1499

Acknowledged by: Beau N Dusseault, MD on 01/16/18 1028

**Pathology and Cytology - Orders and Results**

**SURGICAL PATHOLOGY-KH [720826893]**

Electronically signed by: **Interface, Lab In Copath on 01/16/18 1435**  
 Ordering user: Interface, Lab In Copath 01/16/18 1435  
 Authorized by: Beau N Dusseault, MD  
 Quantity: 1  
 Instance released by: (auto-released) 1/16/2018 2:35 PM

Ordering provider: Beau N Dusseault, MD  
 Ordering mode: Standard  
 Lab status: Edited Result - FINAL

Status: **Completed**

**Specimen Information**

| Type   | Source | Collected By  |
|--|--------|---------------|
| ---  | ---    | 01/16/18 1434 |
| Comment: PROSTATE BIOPSY, 1ST SPECIMEN&NO CHARGE&NO CHARGE&NO CHARGE&NO CHARGE |        |               |

**SURGICAL PATHOLOGY-KH [720826893]**

Resulted: 01/17/18 1338, Result status: Edited Result - FINAL

Ordering provider: Beau N Dusseault, MD 01/16/18 1435  
 Filed by: Interface, Lab In Copath 03/15/18 1358  
 Result details  
 Acknowledged by  
 Bradley S McCowan, MD on 03/15/18 1529  
 Beau N Dusseault, MD on 03/19/18 1549

Order status: Completed  
 Resulting lab: WELLSTAR

**Specimen Information**

| Type   | Source | Collected By  |
|--|--------|---------------|
| ---  | ---    | 01/16/18 1434 |
| Comment: PROSTATE BIOPSY, 1ST SPECIMEN&NO CHARGE&NO CHARGE&NO CHARGE&NO CHARGE |        |               |

**Components**

| Component  | Value | Reference Range | Flag | Lab      |
|--|-------|-----------------|------|----------|
| SURGICAL PATHOLOGY-KH  | ---   | ---             | ---  | Wellstar |
| Comment:<br>WellStar Kennestone Hospital<br>677 Church Street<br>Marietta, Georgia 30060 |       |                 |      |          |



WS Kennestone Urology  
 Procedure at Tower Road  
 300 Tower Road  
 STE 150  
 MARIETTA GA 30060-9404  
 Anesthesia Report

Maurice, Eugene George  
 MRN: 561253820, DOB: 1/2/1949, Sex: M  
 Adm: 1/16/2018, D/C: 1/23/2018

**Pathology and Cytology - Orders and Results (continued)**

Phone Number: (770) 793-5505  
 Fax Number: (770) 793-7919 David Schlosnagle, M.D., Laboratory  
 Director  
 Patient Name: MAURICE, EUGENE G Accession #: KS18-792 Patient #:  
 2081927043\561253820\1\3\ MRN. #: 561253820 Sex: M Location: UASC (KH)  
 DOB/Age: 1/2/1949 (Age: 69) Location: UASC (KH) Client: Wellstar Kennestone  
 Hospital Received: 1/16/2018 Admitting Date: 1/16/2018 Collected: 1/16/2018  
 Final Report: 1/17/2018 13:38 Order Physician: BEAU N DUSSEAULT Admit MD:  
 NIKOLAS P. SYMBAS Other Inst: <Not Provided> Copy To: <Not Provided>

**SURGICAL PATHOLOGY-KH REPORT**

Pre-Operative Diagnosis:

<Not Provided>

Post-Operative Diagnosis:

<Not Provided>

Clinical History:

Elevated PSA; Value (7.4) - 790.93; DECIPHER

Specimen:

Prostate biopsy x13

Gross Description:

| Specimen    | Labeled                        | Core(s) length (mm) | Cassette |
|-------------|--------------------------------|---------------------|----------|
| 1. Maurice  | LB 13                          | 1A                  |          |
| 2. Maurice  | LM 16 and 3                    | 2A                  |          |
| 3. Maurice  | LA 16                          | 3A                  |          |
| 4. Maurice  | RB 16                          | 4A                  |          |
| 5. Maurice  | RM 14                          | 5A                  |          |
| 6. Maurice  | RA 13 and 4                    | 6A                  |          |
| 7. Maurice  | LLB 12                         | 7A                  |          |
| 8. Maurice  | LLM 15                         | 8A                  |          |
| 9. Maurice  | LLA 18                         | 9A                  |          |
| 10. Maurice | RLB 14                         | 10A                 |          |
| 11. Maurice | RLM 16                         | 11A                 |          |
| 12. Maurice | RLA 19                         | 12A                 |          |
| 13. Maurice | #1ACZP4 21, 12, 10, 7, 6 and 3 | 13A                 |          |

All specimens received in formalin and consist of tan cylinders approximately 0.1 cm diameter. The specimens are inked purple. cs/ch 1/16/18

Microscopic Description:

1-13. Microscopic examination of the material identified as above has been performed and the histologic findings incorporated into the final diagnosis. Dr. Jonathon Herbst has reviewed 13A and concurs in the diagnosis of adenocarcinoma. 13A will be sent for Decipher testing.

Final Diagnosis:

PROSTATE, BIOPSIES x13: PROSTATIC ADENOCARCINOMA IN ONE OF THIRTEEN PARTS  
 1. PROSTATE, LEFT BASE, NEEDLE CORE BIOPSY: BENIGN PROSTATIC TISSUE.  
 2. PROSTATE, LEFT MID, NEEDLE CORE BIOPSY: BENIGN PROSTATIC TISSUE.  
 3. PROSTATE, LEFT APEX, NEEDLE CORE BIOPSY: BENIGN PROSTATIC TISSUE.  
 4. PROSTATE, RIGHT BASE, NEEDLE CORE BIOPSY: BENIGN PROSTATIC TISSUE.  
 5. PROSTATE, RIGHT MID, NEEDLE CORE BIOPSY: BENIGN PROSTATIC TISSUE.  
 6. PROSTATE, RIGHT APEX, NEEDLE CORE BIOPSY: BENIGN PROSTATIC TISSUE.  
 7. PROSTATE, LEFT LATERAL BASE, NEEDLE CORE BIOPSY: BENIGN PROSTATIC TISSUE.  
 8. PROSTATE, LEFT LATERAL MID, NEEDLE CORE BIOPSY: BENIGN PROSTATIC TISSUE.  
 9. PROSTATE, LEFT LATERAL APEX, NEEDLE CORE BIOPSY: BENIGN PROSTATIC TISSUE.  
 10. PROSTATE, RIGHT LATERAL BASE, NEEDLE CORE BIOPSY: BENIGN PROSTATIC TISSUE.  
 11. PROSTATE, RIGHT LATERAL MID, NEEDLE CORE BIOPSY: BENIGN PROSTATIC TISSUE.  
 12. PROSTATE, RIGHT LATERAL APEX, NEEDLE CORE BIOPSY: BENIGN PROSTATIC TISSUE.  
 13. PROSTATE, #1ACZP4, NEEDLE CORE BIOPSY:  
 - PROSTATIC ADENOCARCINOMA, GLEASON SCORE 6 (3+3), INVOLVING 10% (2 MM) IN 1 OF FIVE CORES.  
 - ISUP PROGNOSTIC GRADE GROUP 1.

Electronically Signed Out By Burton H. Kim, M.D.  
 BHK 1/17/2018

Burton H.

Kim, M.D.  
 CPT: 1: G0416, OTH-K  
 13: 82859, MT  
 Addendum

Addendum Comment:

Decipher Biopsy Test is performed (block 13A) at GenomeDX Biosciences Inc. 10355



WS Kennestone Urology  
Procedure at Tower Road  
300 Tower Road  
STE 150  
MARIETTA GA 30060-9404  
Anesthesia Report

Maurice, Eugene George  
MRN: 561253820, DOB: 1/2/1949, Sex: M  
Adm: 1/16/2018, D/C: 1/23/2018

**Pathology and Cytology - Orders and Results (continued)**

Science Center Dr Suite 240, San Diego, CA 92121 by  
Doug Dolginow, M.D. as  
follows. Please see separate report for additional information.  
Your Decipher Result - Genomic Low Risk  
Decipher Score 0.21  
Risk at RP - Percent Likelihood  
High Grade Disease (primary Gleason grade 4 or 5) 11.7%  
5- Year Metastasis 0.9%  
10-Year Prostate Cancer Specific Mortality 1.7%  
These results were reported by GenomeDX Biosciences on 2/1/18, and the report  
was received by WellStar Pathology on 3/15/18.  
BHK/gpr 3/15/18  
ANAC  
Procedure Sign Out Date: 3/15/2018  
Electronically Signed By Marla J. Franks, M.D.  
Burton H. Kim, M.D.

View Image (below)



WS Kennestone Urology  
 Procedure at Tower Road  
 300 Tower Road  
 STE 150  
 MARIETTA GA 30060-9404  
 Anesthesia Report

Maurice, Eugene George  
 MRN: 561253820, DOB: 1/2/1949, Sex: M  
 Adm: 1/16/2018, D/C: 1/23/2018

**Pathology and Cytology - Orders and Results (continued)**

**WellStar Kennestone Hospital**  
 677 Church Street  
 Marietta, Georgia 30060

Phone Number: (770) 793-5505  
 Fax Number: (770) 793-7919

David Schlosnagle, M.D., Laboratory Director

|  |                                      |                               |
|--|--------------------------------------|-------------------------------|
| Patient Name: <b>MAURICE, EUGENE G</b> | MRN. #: 561253820                    | Accession #: <b>KS18-792</b>  |
| Patient #: 2081927043\561253820\1\3\   | DOB/Age: 1/2/1949 (Age: 69)          | Sex: M                        |
| Location: UASC (KH)                    | Client: Wellstar Kennestone Hospital | Received: 1/16/2018           |
| Location: UASC (KH)                    | Collected: 1/16/2018                 | Final Report: 1/17/2018 13:38 |
| Admitting Date: 1/16/2018              | Admit MD: NIKOLAS P. SYMBAS          | Other Inst: <Not Provided>    |
| Order Physician: BEAU N DUSSEAULT      | Copy To: <Not Provided>              |                               |

**SURGICAL PATHOLOGY-KH REPORT**

**Pre-Operative Diagnosis:**  
 <Not Provided>

**Post-Operative Diagnosis:**  
 <Not Provided>

**Clinical History:**  
 Elevated PSA; Value (7.4) - 790.93; DECIPHER

**Specimen:**  
 Prostate biopsy x13

**Gross Description:**

| Specimen    | Labeled | Core(s) length (mm)    | Cassette |
|-------------|---------|------------------------|----------|
| 1. Maurice  | LB      | 13                     | 1A       |
| 2. Maurice  | LM      | 16 and 3               | 2A       |
| 3. Maurice  | LA      | 16                     | 3A       |
| 4. Maurice  | RB      | 16                     | 4A       |
| 5. Maurice  | RM      | 14                     | 5A       |
| 6. Maurice  | RA      | 13 and 4               | 6A       |
| 7. Maurice  | LLB     | 12                     | 7A       |
| 8. Maurice  | LLM     | 15                     | 8A       |
| 9. Maurice  | LLA     | 18                     | 9A       |
| 10. Maurice | RLB     | 14                     | 10A      |
| 11. Maurice | RLM     | 16                     | 11A      |
| 12. Maurice | RLA     | 19                     | 12A      |
| 13. Maurice | #1ACZP4 | 21, 12, 10, 7, 6 and 3 | 13A      |

All specimens received in formalin and consist of tan cylinders approximately 0.1 cm diameter. The specimens are inked purple. cs/ch 1/16/18

**Microscopic Description:**

1-13. Microscopic examination of the material identified as above has been performed and the histologic findings incorporated into the final diagnosis.  
 Dr. Jonathon Herbst has reviewed 13A and concurs in the diagnosis of adenocarcinoma.  
 13A will be sent for Decipher testing.

MAURICE, EUGENE G  
 Page 1 of 3  
 561253820

SURGICAL PATHOLOGY-KH REPORT

KS18-792



WS Kennestone Urology  
 Procedure at Tower Road  
 300 Tower Road  
 STE 150  
 MARIETTA GA 30060-9404  
 Anesthesia Report

Maurice, Eugene George  
 MRN: 561253820, DOB: 1/2/1949, Sex: M  
 Adm: 1/16/2018, D/C: 1/23/2018

**Pathology and Cytology - Orders and Results (continued)**

**WellStar Kennestone Hospital**

Phone Number: (770) 793-5505  
 Fax Number: (770) 793-7919

677 Church Street  
 Marietta, Georgia 30060 David Schlosnagle, M.D., Laboratory Director

**Final Diagnosis:**

**PROSTATE, BIOPSIES x13: PROSTATIC ADENOCARCINOMA IN ONE OF THIRTEEN PARTS**

1. PROSTATE, LEFT BASE, NEEDLE CORE BIOPSY: BENIGN PROSTATIC TISSUE.
2. PROSTATE, LEFT MID, NEEDLE CORE BIOPSY: BENIGN PROSTATIC TISSUE.
3. PROSTATE, LEFT APEX, NEEDLE CORE BIOPSY: BENIGN PROSTATIC TISSUE.
4. PROSTATE, RIGHT BASE, NEEDLE CORE BIOPSY: BENIGN PROSTATIC TISSUE.
5. PROSTATE, RIGHT MID, NEEDLE CORE BIOPSY: BENIGN PROSTATIC TISSUE.
6. PROSTATE, RIGHT APEX, NEEDLE CORE BIOPSY: BENIGN PROSTATIC TISSUE.
7. PROSTATE, LEFT LATERAL BASE, NEEDLE CORE BIOPSY: BENIGN PROSTATIC TISSUE.
8. PROSTATE, LEFT LATERAL MID, NEEDLE CORE BIOPSY: BENIGN PROSTATIC TISSUE.
9. PROSTATE, LEFT LATERAL APEX, NEEDLE CORE BIOPSY: BENIGN PROSTATIC TISSUE.
10. PROSTATE, RIGHT LATERAL BASE, NEEDLE CORE BIOPSY: BENIGN PROSTATIC TISSUE.
11. PROSTATE, RIGHT LATERAL MID, NEEDLE CORE BIOPSY: BENIGN PROSTATIC TISSUE.
12. PROSTATE, RIGHT LATERAL APEX, NEEDLE CORE BIOPSY: BENIGN PROSTATIC TISSUE.
13. PROSTATE, #1ACZP4, NEEDLE CORE BIOPSY:  
 - PROSTATIC ADENOCARCINOMA, GLEASON SCORE 6 (3+3), INVOLVING 10% (2 MM) IN 1 OF FIVE CORES.  
 - ISUP PROGNOSTIC GRADE GROUP 1.

\*\*\*\*Electronically Signed Out By Burton H. Kim, M.D.\*\*\*\*  
 Burton H. Kim, M.D.

BHK 1/17/2018

CPT: 1: G0416, OTH-K  
 13: 82859, MT

**Addendum**

MAURICE, EUGENE G  
 of 3  
 561253820

**SURGICAL PATHOLOGY-KH REPORT**

KS18-792 Page 2





WS Kennestone Urology  
 Procedure at Tower Road  
 300 Tower Road  
 STE 150  
 MARIETTA GA 30060-9404  
 Anesthesia Report

Maurice, Eugene George  
 MRN: 561253820, DOB: 1/2/1949, Sex: M  
 Adm: 1/16/2018, D/C: 1/23/2018

**Pathology and Cytology - Orders and Results (continued)**

**WellStar Kennestone Hospital**

Phone Number: (770) 793-5505  
 Fax Number: (770) 793-7919  
 677 Church Street  
 Marietta, Georgia 30060  
 David Schlosnagle, M.D., Laboratory Director

**Addendum Comment:**

Decipher Biopsy Test is performed (block 13A) at GenomeDX Biosciences Inc. 10355 Science Center Dr Suite 240, San Diego, CA 92121 by Doug Dolginow, M.D. as follows. Please see separate report for additional information.

**Your Decipher Result - Genomic Low Risk  
 Decipher Score 0.21**

| <u>Risk at RP - Percent Likelihood</u>            |       |
|---|-------|
| High Grade Disease (primary Gleason grade 4 or 5) | 11.7% |
| 5- Year Metastasis                                | 0.9%  |
| 10-Year Prostate Cancer Specific Mortality        | 1.7%  |

These results were reported by GenomeDX Biosciences on 2/1/18, and the report was received by WellStar Pathology on 3/15/18.

BHK/gpr 3/15/18

ANAC

Procedure Sign Out Date: 3/15/2018

Electronically Signed By Marla J. Franks, M.D.  
 Burton H. Kim, M.D.

MAURICE, EUGENE G  
 of 3  
 561253820

**SURGICAL PATHOLOGY-KH REPORT**

KS18-792 Page 3

END OF REPORT

**CORE MEASURES - Orders and Results**

**REASON FOR NO MECHANICAL PROPHYLAXIS [720826882]**

Electronically signed by: **Nikolas P Symbas, MD on 01/16/18 0717**  
 Mode: Ordering in Per protocol: cosign required mode  
 Ordering user: Sharon H Crider, RN 01/09/18 1016

Communicated by: Sharon H Crider, RN  
 Ordering provider: Nikolas P Symbas, MD

Status: **Completed**



WS Kennestone Urology  
 Procedure at Tower Road  
 300 Tower Road  
 STE 150  
 MARIETTA GA 30060-9404  
 Anesthesia Report

Maurice, Eugene George  
 MRN: 561253820, DOB: 1/2/1949, Sex: M  
 Adm: 1/16/2018, D/C: 1/23/2018

**CORE MEASURES - Orders and Results (continued)**

**REASON FOR NO MECHANICAL PROPHYLAXIS [720826882] (continued)**

Authorized by: Nikolas P Symbas, MD  
 Quantity: 1

Ordering mode: Per protocol: cosign required  
 Instance released by: Ramona McNeil, RN (auto-released) 1/16/2018 7:17 AM

**Questionnaire**

| Question                              | Answer  |
|---------------------------------------|---|
| If SCDs NOT ordered, indicate reason: | Total Risk Factor Score less than or equal to 1 |

**REASON FOR NO VTE PROPHYLAXIS AT ADMISSION [720826884]**

Electronically signed by: **Nikolas P Symbas, MD on 01/16/18 0717**  
 Mode: Ordering in Per protocol: cosign required mode  
 Ordering user: Sharon H Crider, RN 01/09/18 1016  
 Authorized by: Nikolas P Symbas, MD  
 Quantity: 1

Status: **Completed**

Communicated by: Sharon H Crider, RN  
 Ordering provider: Nikolas P Symbas, MD  
 Ordering mode: Per protocol: cosign required  
 Instance released by: Ramona McNeil, RN (auto-released) 1/16/2018 7:17 AM

**Questionnaire**

| Question  | Answer   |
|---|--|
| Reason for no pharm VTE prophylaxis at admission? | Patient is at low risk for VTE - No pharm VTE Prophylaxis required |

**Point of Care Testing-Docked Device - Orders and Results**

**POC FINGER STICK GLUCOSE [720826886]**

Electronically signed by: **Interface, Lab In Sunquest on 01/16/18 0737**  
 Ordering user: Interface, Lab In Sunquest 01/16/18 0737  
 Authorized by: Nikolas P Symbas, MD  
 Quantity: 1  
 Instance released by: (auto-released) 1/16/2018 7:41 AM

Status: **Completed**

Ordering provider: Nikolas P Symbas, MD  
 Ordering mode: Standard  
 Lab status: Final result

**Specimen Information**

| Type | Source | Collected By  |
|------|--------|---------------|
| ---  | Serum  | 01/16/18 0737 |

**POC FINGER STICK GLUCOSE [720826886] (Abnormal)**

Resulted: 01/16/18 0742, Result status: Final result

Ordering provider: Nikolas P Symbas, MD 01/16/18 0737  
 Filed by: Interface, Lab In Sunquest 01/16/18 0742  
 External ID: T15128554  
 Acknowledged by: Nikolas P Symbas, MD on 01/16/18 0753

Order status: Completed  
 Resulting lab: WS UROLOGY PROCEDURE CENTER  
 Result details

**Specimen Information**

| Type | Source | Collected By  |
|------|--------|---------------|
| ---  | Serum  | 01/16/18 0737 |

**Components**

| Component         | Value | Reference Range | Flag | Lab   |
|-------------------|-------|-----------------|------|-------|
| GLUCOSE, BEDSIDE  | 101   | 70 - 99 mg/dL   | H ^  | UROPC |
| POC-OPERATOR'S ID | 49156 | ---             | ---  | UROPC |

**POC FINGER STICK GLUCOSE [720826891]**

Electronically signed by: **Interface, Lab In Sunquest on 01/16/18 0914**  
 Ordering user: Interface, Lab In Sunquest 01/16/18 0914  
 Authorized by: Nikolas P Symbas, MD  
 Quantity: 1  
 Instance released by: (auto-released) 1/16/2018 9:18 AM

Status: **Completed**

Ordering provider: Nikolas P Symbas, MD  
 Ordering mode: Standard  
 Lab status: Final result

**Specimen Information**

| Type | Source | Collected By  |
|------|--------|---------------|
| ---  | Serum  | 01/16/18 0914 |



WS Kennestone Urology  
 Procedure at Tower Road  
 300 Tower Road  
 STE 150  
 MARIETTA GA 30060-9404  
 Anesthesia Report

Maurice, Eugene George  
 MRN: 561253820, DOB: 1/2/1949, Sex: M  
 Adm: 1/16/2018, D/C: 1/23/2018

**Point of Care Testing-Docked Device - Orders and Results (continued)**

**POC FINGER STICK GLUCOSE [720826891] (continued)**

POC FINGER STICK GLUCOSE [720826891] (Abnormal)

Resulted: 01/16/18 0918, Result status: Final result

Ordering provider: Nikolas P Symbas, MD 01/16/18 0914  
 Filed by: Interface, Lab In Sunquest 01/16/18 0918  
 External ID: T15129810  
 Acknowledged by: Nikolas P Symbas, MD on 01/16/18 0922

Order status: Completed  
 Resulting lab: WS UROLOGY PROCEDURE CENTER  
 Result details

**Specimen Information**

| Type | Source | Collected By  |
|------|--------|---------------|
| —    | Serum  | 01/16/18 0914 |

**Components**

| Component         | Value | Reference Range | Flag           | Lab   |
|-------------------|-------|-----------------|----------------|-------|
| GLUCOSE, BEDSIDE  | 129   | 70 - 99 mg/dL   | H <sup>^</sup> | UROPC |
| POC-OPERATOR'S ID | 49156 | —               | —              | UROPC |

**Diet - Orders and Results**

**DIET, NPO [720826900]**

Electronically signed by: Ashkan Yazdanpanah, DO on 01/16/18 1522  
 Mode: Ordering in Per protocol: cosign required mode  
 Ordering user: Ramona McNeil, RN 01/16/18 0717  
 Authorized by: Ashkan Yazdanpanah, DO  
 Quantity: 1  
 Instance released by: Ramona McNeil, RN (auto-released) 1/16/2018 11:31 PM

Communicated by: Ramona McNeil, RN  
 Ordering provider: Ashkan Yazdanpanah, DO  
 Ordering mode: Per protocol: cosign required  
 Diet: NPO  
 Discontinued by: Automatic Discharge Provider 01/24/18 0433 [Patient Discharge]

Status: **Discontinued**

**Medications - Orders and Results**

**sodium chloride 0.9 % (NS) flush [720826871]**

Electronically signed by: Ashkan Yazdanpanah, DO on 01/16/18 1522  
 Mode: Ordering in Per protocol: cosign required mode  
 Ordering user: Ramona McNeil, RN 01/16/18 0717  
 Authorized by: Ashkan Yazdanpanah, DO  
 PRN reasons: line care  
 Frequency: Routine Q1 min PRN - 01/24/18 0428  
 Discontinued by: Automatic Discharge Provider 01/24/18 0428 [(Patient Discharge - Internal Use Only)]  
 Acknowledged: Ramona McNeil, RN 01/16/18 0717 for Placing Order  
 Admin instructions: INT Flush  
 Package: 8290-306547

Communicated by: Ramona McNeil, RN  
 Ordering provider: Ashkan Yazdanpanah, DO  
 Ordering mode: Per protocol: cosign required  
 Released by: Ramona McNeil, RN 01/16/18 0717

Status: **Discontinued**

**lactated Ringers infusion [720826872]**

Electronically signed by: Ashkan Yazdanpanah, DO on 01/16/18 1522  
 Mode: Ordering in Per protocol: cosign required mode  
 Ordering user: Ramona McNeil, RN 01/16/18 0717  
 Authorized by: Ashkan Yazdanpanah, DO  
 Frequency: Routine Continuous 01/16/18 0800 - 01/24/18 0428  
 Discontinued by: Automatic Discharge Provider 01/24/18 0428 [(Patient Discharge - Internal Use Only)]  
 Acknowledged: Ramona McNeil, RN 01/16/18 0717 for Placing Order  
 Package: 0409-7953-09

Communicated by: Ramona McNeil, RN  
 Ordering provider: Ashkan Yazdanpanah, DO  
 Ordering mode: Per protocol: cosign required  
 Released by: Ramona McNeil, RN 01/16/18 0717

Status: **Discontinued**

**gentamicin (GARAMYCIN) injection 40 mg/mL [720826876]**

Electronically signed by: Nikolas P Symbas, MD on 01/16/18 0717  
 Mode: Ordering in Per protocol: cosign required mode  
 Ordering user: Sharon H Crider, RN 01/09/18 1016

Communicated by: Sharon H Crider, RN  
 Ordering provider: Nikolas P Symbas, MD

Status: **Completed**



WS Kennestone Urology  
 Procedure at Tower Road  
 300 Tower Road  
 STE 150  
 MARIETTA GA 30060-9404  
 Anesthesia Report

Maurice, Eugene George  
 MRN: 561253820, DOB: 1/2/1949, Sex: M  
 Adm: 1/16/2018, D/C: 1/23/2018

**Medications - Orders and Results (continued)**

**gentamicin (GARAMYCIN) injection 40 mg/mL [720826876] (continued)**

Authorized by: Nikolas P Symbas, MD  
 Frequency: Routine Once 01/16/18 0800 - 1 occurrence  
 Released by: Ramona McNeil, RN 01/16/18 0717  
 Acknowledged: Ramona McNeil, RN 01/16/18 0717 for Placing Order

Ordering mode: Per protocol: cosign required  
 Indications of use: prevention of perioperative infection

**Questionnaire**

| Question                           | Answer              |
|------------------------------------|---------------------|
| Reason for Ordering Antimicrobial: | Preop - Prophylaxis |
| Expected days of therapy:          | 1                   |

Package: 63323-010-02

**lidocaine (XYLOCAINE) local injection 2 % [720826887]**

Electronically signed by: **Nikolas P Symbas, MD on 01/16/18 0826**  
 Mode: Ordering in Verbal with readback mode  
 Ordering user: Ramona McNeil, RN 01/16/18 0812  
 Authorized by: Nikolas P Symbas, MD  
 Frequency: Routine Once PRN 01/16/18 0812 - 01/16/18 0812

Communicated by: Ramona McNeil, RN  
 Ordering provider: Nikolas P Symbas, MD  
 Ordering mode: Verbal with readback  
 Package: 0409-4277-02

Status: **Completed**

**Testing Performed By**

| Lab - Abbreviation | Name                           | Director | Address                                    | Valid Date Range              |
|--------------------|--------------------------------|----------|--|-------------------------------|
| 12 - Wellstar      | WELLSTAR                       | Unknown  | Unknown                                    | 10/12/15 1541 - 12/02/19 1533 |
| 527 - UROPC        | WS UROLOGY<br>PROCEDURE CENTER | Unknown  | 300 TOWER RD, STE 150<br>MARIETTA GA 30060 | 02/22/17 1825 - 10/28/19 1240 |





WS Kennestone Urology  
 Procedure at Tower Road  
 300 Tower Road  
 STE 150  
 MARIETTA GA 30060-9404  
 Inpatient Record

Maurice, Eugene George  
 MRN: 561253820, DOB: 1/2/1949, Sex: M  
 Adm: 1/16/2018, D/C: 1/23/2018

**Medications**

**All Meds and Administrations**

**sodium chloride 0.9 % (NS) flush [720826871]**

Ordering Provider: Ashkan Yazdanpanah, DO  
 Ordered On: 01/16/18 0717  
 Dose (Remaining/Total): 3-40 mL (—/—)  
 Frequency: Every 1 minute PRN  
 Admin Instructions: INT Flush

Status: Discontinued (Past End Date/Time), Reason: (Patient Discharge - Internal Use Only)  
 Starts/Ends: - 01/24/18 0428  
 Route: Intravenous  
 Rate/Duration: — / —

(No admins scheduled or recorded for this medication)

**lactated Ringers infusion [720826872]**

Ordering Provider: Ashkan Yazdanpanah, DO  
 Ordered On: 01/16/18 0717  
 Dose (Remaining/Total): 50 mL/hr (—/—)  
 Frequency: Continuous

Status: Discontinued (Past End Date/Time), Reason: (Patient Discharge - Internal Use Only)  
 Starts/Ends: 01/16/18 0800 - 01/24/18 0428  
 Route: Intravenous  
 Rate/Duration: 50 mL/hr / —

| Line  | Med Link Info  | Comment |
|---|--|---------|
| Peripheral IV 01/16/18 22 G Right Wrist<br>Unlinked | 01/16/18 0740 by Ramona McNeil, RN<br>01/16/18 0920 by Ramona McNeil, RN | —<br>—  |

| Timestamps   | Action  | Dose / Rate          | Route       | Other Information               |
|--|---------|----------------------|-------------|---------------------------------|
| Performed 01/16/18 0920<br>Documented: 01/16/18 0920 | Stopped | 0 mL/hr<br>0 mL/hr   | Intravenous | Performed by: Ramona McNeil, RN |
| Performed 01/16/18 0740<br>Documented: 01/16/18 0740 | New Bag | 50 mL/hr<br>50 mL/hr | Intravenous | Performed by: Ramona McNeil, RN |

**gentamicin (GARAMYCIN) injection 40 mg/mL [720826876]**

Ordering Provider: Nikolas P Symbas, MD  
 Ordered On: 01/16/18 0717  
 Dose (Remaining/Total): 5 mg/kg (Adjusted) (0/1)  
 Frequency: Once

Status: Completed (Past End Date/Time)  
 Starts/Ends: 01/16/18 0800 - 01/16/18 0741  
 Route: Intravenous  
 Rate/Duration: — / —

| Question                           | Answer              | Comment |
|------------------------------------|---------------------|---------|
| Reason for Ordering Antimicrobial: | Preop - Prophylaxis | —       |
| Expected days of therapy:          | 1                   | —       |

| Line                                    | Med Link Info                      | Comment |
|---|------------------------------------|---------|
| Peripheral IV 01/16/18 22 G Right Wrist | 01/16/18 0741 by Ramona McNeil, RN | —       |

| Timestamps   | Action | Dose   | Route       | Other Information               |
|--|--------|--------|-------------|---------------------------------|
| Performed 01/16/18 0741<br>Documented: 01/16/18 0741 | Given  | 390 mg | Intravenous | Performed by: Ramona McNeil, RN |

**lidocaine (XYLOCAINE) local injection 2 % [720826887]**

Ordering Provider: Nikolas P Symbas, MD  
 Ordered On: 01/16/18 0812

Status: Completed (Past End Date/Time)  
 Frequency: Once as needed

| Timestamps   | Action | Dose  | Route / Site   | Other Information  |
|--|--------|-------|----------------|--|
| Performed 01/16/18 0812<br>Documented: 01/16/18 0812 | Given  | 10 mL | Other<br>Other | Performed by: Nikolas P Symbas, MD<br>Documented by: Ramona McNeil, RN<br>Comments: prostate gland |





WS Kennestone Urology  
Procedure at Tower Road  
300 Tower Road  
STE 150  
MARIETTA GA 30060-9404  
Inpatient Record

Maurice, Eugene George  
MRN: 561253820, DOB: 1/2/1949, Sex: M  
Adm: 1/16/2018, D/C: 1/23/2018

---

### Medications (continued)

---

### All Meds and Administrations (continued)

---

---

### Patient Education

---

### Education

---

#### Title: Acute MI (MCB) (Resolved)

---

#### Topic: Psycho/Social/Spiritual Support (Resolved)

---

##### Point: Coping Mechanisms (Resolved)

---

Description:

Help patient identify healthy coping mechanisms. Refer to Social Service, Case Management, or Spiritual Care, if needed.

Learner Not documented in this visit.

Progress:

##### Point: Support Systems (Resolved)

---

Description:

Help patient identify available support systems. Refer to Social Service, Case Management, or Spiritual Care, if needed.

Learner Not documented in this visit.

Progress:

##### Point: Spiritual/Emotional Needs (Resolved)

---

Description:

Offer resources to meet spiritual/emotional needs. Refer to Spiritual Care, if needed.

Learner Not documented in this visit.

Progress:

##### Point: Anxiety Reduction (Resolved)

---

Description:

Explain the definition of anxiety, signs and symptoms, and examples of ways to reduce anxiety. Inform patient that Spiritual Care and Social Services are available.

Learner Not documented in this visit.

Progress:

#### Topic: Prevention (MCB) (Resolved)

---

##### Point: When to Call the Doctor (Resolved)

---

Description:

Educate patient/family/caregiver on when to call the doctor.

Learner Not documented in this visit.

Progress:

##### Point: Protect Others from Infection (Resolved)

---

Description:

Educate patient/family/caregiver on respiratory hygiene and cough etiquette. To protect from further infection and to protect others from getting an infection, patient should cover nose and mouth with tissues when coughing. Encourage patient to place used tissues in a plastic bag that will not allow secretions to soak through. Patient should always wash his/her hands after using or handling used tissues.

Learner Not documented in this visit.

Progress:

##### Point: Protect Yourself from Further Infection (MCB) (Resolved)

---

Description:

Educate patient/family/caregiver that because patient is in a weakened condition he/she needs to avoid others who are sick as to not acquire another illness. Family/caregiver should wear gloves, gown and face shield/eye protection.



WS Kennestone Urology  
Procedure at Tower Road  
300 Tower Road  
STE 150  
MARIETTA GA 30060-9404  
Inpatient Record

Maurice, Eugene George  
MRN: 561253820, DOB: 1/2/1949, Sex: M  
Adm: 1/16/2018, D/C: 1/23/2018

---

**Patient Education (continued)**

---

**Education (continued)**

---

Patient Friendly Description:  
Information on Flu.  
Information on Pneumonia and Pneumococcal Vaccination.  
Learner Not documented in this visit.  
Progress:

**Point: Demonstrate Handwashing (MCB) (Resolved)**

---

Description:  
Educate patient/family/caregiver on how to perform proper hand hygiene. Explain that hand washing is the single most important step in preventing the spread of germs. Have the patient/family/caregiver demonstrate proper hand washing technique using soap, water, friction, clean nails under running water, and dry hands on clean towel without touching dirty surfaces.

Patient Friendly Description:  
This will explain the importance of washing and cleansing your hands to prevent infection.  
Learner Not documented in this visit.  
Progress:

**Topic: Self Care (MCB) (Resolved)**

---

**Point: General Self Care (Resolved)**

---

Description:  
Instruct patient on self care needs. These may include: hygiene, how to take a blood pressure, how to change a dressing, etc.

Learner Not documented in this visit.  
Progress:

**Point: Demonstrate Handwashing (MCB) (Resolved)**

---

Description:  
Educate patient/family/caregiver on how to perform proper hand hygiene. Explain that hand washing is the single most important step in preventing the spread of germs. Have the patient/family/caregiver demonstrate proper hand washing technique using soap, water, friction, clean nails under running water, and dry hands on clean towel without touching dirty surfaces.

Patient Friendly Description:  
This will explain the importance of washing and cleansing your hands to prevent infection.  
Learner Not documented in this visit.  
Progress:

**Topic: Pain Management (Resolved)**

---

**Point: Pain Medication Actions & Side Effects (Resolved)**

---

Description:  
Provide medication specific handouts when available.

Learner Not documented in this visit.  
Progress:

**Point: Discuss Significance of VAS Scores (Resolved)**

---

Description:  
Refer to rating score of 0-10.

Learner Not documented in this visit.  
Progress:

**Point: Discuss the Use of Pain Control Measures Before Pain Becomes Severe (MCB) (Resolved)**

---

Description:  
Take time to reiterate to patient that he/she should always let staff know if he/she is having difficulty breathing, pain or any discomfort at any time before pain becomes severe.

Patient Friendly Description:  
Please inform staff that if you are having any difficulty breathing, pain or any discomfort at any time before the pain gets severe.



WS Kennestone Urology  
Procedure at Tower Road  
300 Tower Road  
STE 150  
MARIETTA GA 30060-9404  
Inpatient Record

Maurice, Eugene George  
MRN: 561253820, DOB: 1/2/1949, Sex: M  
Adm: 1/16/2018, D/C: 1/23/2018

---

### Patient Education (continued)

---

#### Education (continued)

---

Please read over the items and let anyone on your Care Team know there are any questions about the material by marking below that "I HAVE QUESTIONS".

If once you have received the items and understand the material you can mark this as "I understand".

Learner Not documented in this visit.  
Progress:

#### Point: Non-Pharmacological Comfort Measures (Resolved)

---

Description:  
Explain there are other ways of controlling pain than medication. The following are suggestions: position change, aromatherapy, deep slow breathing, distraction, quiet environment, imagery, heat therapy and/or cold therapy, laughter, massage, music, physical therapy, and touch therapy.

Learner Not documented in this visit.  
Progress:

#### Point: Patient Controlled Analgesia (Resolved)

---

Description:  
Give the patient written information on Patient Controlled Analgesia. Explain how the pump works. Demonstrate pushing the button to give pain medicine to the patient. Caution the patient and other family/visitors that only the patient should press the PCA button for pain relief to decrease the chance of getting too much pain medicine.

Learner Not documented in this visit.  
Progress:

#### Point: Epidural Information (Resolved)

---

Description:  
Give the patient written information on Epidural Analgesia. Explain why an epidural is used, how the epidural is placed and how the medication is given. If the epidural is PCA, demonstrate pushing the button to give pain medicine to the patient. Caution the patient and other family/visitors that only the patient should press the button for pain relief to decrease the chance of getting too much pain medicine.

Learner Not documented in this visit.  
Progress:

#### Topic: Signs and Symptoms - Acute MI (Resolved)

---

##### Point: Recognizing a Heart Attack (MCB) (Resolved)

---

Description:  
Be sure patient reviews video on Coronary Artery Disease

Patient Friendly Description:

Please watch the video and/or read over the documented material and let anyone on your Care Team know if there are any questions by marking below.

If after watching the video and/or reading the material you have questions, please mark below I have question to let the staff know you have additional questions about a topic and they will be in to discuss your questions.

This will inform you of what to expect if you are diagnosed with a Heart Attack.

Learner Not documented in this visit.  
Progress:

##### Point: Risk Factors (Resolved)

---

Description:  
Educate the patient/family/caregiver on coronary risk factors. Explain the controllable and non-controllable risk factors to Coronary Artery Disease. Review how to control coronary artery disease by altering the controllable risk factors. Some examples include: controlling blood pressure, reducing fat and cholesterol in the diet, stopping smoking, exercising regularly, maintaining ideal body weight, dealing with stress in an appropriate manner, drinking alcohol and coffee in moderation and controlling blood sugar levels (if applicable).

Learner Not documented in this visit.  
Progress:

#### Topic: Acute MI (MCB) (Resolved)

---

##### Point: Emergency Plan for Heart Attack Symptoms (Resolved)

---



WS Kennestone Urology  
Procedure at Tower Road  
300 Tower Road  
STE 150  
MARIETTA GA 30060-9404  
Inpatient Record

Maurice, Eugene George  
MRN: 561253820, DOB: 1/2/1949, Sex: M  
Adm: 1/16/2018, D/C: 1/23/2018

---

**Patient Education (continued)**

---

**Education (continued)**

---

Description:

Educate the patient/family/caregiver on how to get help immediately if heart attack symptoms occur. The patient should call 911 or the Emergency Medical Service number. Reinforce that the patient should not delay in obtaining help.

Learner Not documented in this visit.  
Progress:

**Point: Home Activity (Resolved)**

---

Description:

Educate the patient/family/caregiver on home activity guidelines that apply after having had a recent heart attack. Do things in moderation, rest about 30 minutes after eating, pace activities, allow for 7-8 hours of sleep at night, start with short walks 3-5 times a day. Consult with Cardiac Rehab staff, if applicable.

Learner Not documented in this visit.  
Progress:

**Point: Limitations to Activity (Resolved)**

---

Description:

Educate the patient/family/caregiver regarding the following limitations to activity for 4-6 weeks after discharge. No lifting over 10 pounds (weight of a milk jug), no pushing or pulling motions with the arms (sweeping, vacuuming or raking), no driving (may be changed after talking to the doctor), no bathing in very hot or very cold water.

Learner Not documented in this visit.  
Progress:

**Point: Sexual Activity (Resolved)**

---

Description:

Educate the patient/family/caregiver on the following: Wait 4 weeks before resuming sexual activity. If the patient can climb 2 flights of steps, he/she can assume it is ok to resume sexual activity. Choose a comfortable position. Wait at least 1 hour after a meal. If sex brings on angina, stop and rest. Discuss chest pain during sex with the physician. Some medications can affect sexual desire. If this is the case, talk with the physician.

Learner Not documented in this visit.  
Progress:

**Point: Influenza Vaccine (Resolved)**

---

Description:

Educate the patient/family/caregiver on obtaining a yearly influenza vaccine.

Learner Not documented in this visit.  
Progress:

**Point: Smoking Cessation (Resolved)**

---

Description:

Educate the patient/family/caregiver on smoking cessation and smoking cessation programs offered in the community. Explain effects smoking and second hand smoke have on the body. Encourage the patient to ask people that smoke around him/her to smoke outside or in another room. Refer patient to Cardiopulmonary Rehabilitation, if applicable.

Learner Not documented in this visit.  
Progress:

**Title: WS Cardiac Rehab (Resolved)**

---

**Topic: PCI (Resolved)**

---

**Point: Books/Educational Material (Resolved)**

---

Description:

Current standardized written information provided specific to diagnosis, recovery, disease progression and prevention.

Learner Not documented in this visit.  
Progress:





WS Kennestone Urology  
Procedure at Tower Road  
300 Tower Road  
STE 150  
MARIETTA GA 30060-9404  
Inpatient Record

Maurice, Eugene George  
MRN: 561253820, DOB: 1/2/1949, Sex: M  
Adm: 1/16/2018, D/C: 1/23/2018

---

**Patient Education (continued)**

---

**Education (continued)**

---

**Point: Exercise (Resolved)**

---

Description:

Information regarding the benefits of exercise provided. Exercise guidelines provided for initial recovery from acute heart event and long term goals of exercise.

Learner Not documented in this visit.

Progress:

**Point: Medications (Resolved)**

---

Description:

Medication compliance encouraged. Organization tools discussed and medication information and resources provided.

Learner Not documented in this visit.

Progress:

**Point: Risk Factors (Resolved)**

---

Description:

Written and verbal information provided on modifiable and non-modifiable factors associated with increased risk of heart disease and stroke.

Learner Not documented in this visit.

Progress:

**Point: Activity guidelines (Resolved)**

---

Description:

Appropriate activity and/or limitations for diagnosis specific recovery provided.

Learner Not documented in this visit.

Progress:

**Point: Signs/symptoms/activate EMS (Resolved)**

---

Description:

Information provided on the signs and symptoms which commonly occur with a heart attack or stroke. Emphasis placed on appropriate activation of EMS with recognition of signs and symptoms.

Learner Not documented in this visit.

Progress:

**Point: Cardiac Rehab participation/location options (Resolved)**

---

Description:

Cardiac rehabilitation benefits highlighted and participation encouraged.

Learner Not documented in this visit.

Progress:

**Point: Cardiac Diet/low fat/low sodium (Resolved)**

---

Description:

American Heart Association guidelines provided for a reduced fat and reduced sodium diet.

Learner Not documented in this visit.

Progress:

**Point: Endocarditis education/card (Resolved)**

---

Description:

Written and verbal instruction provided on endocarditis prevention. Temporary Valve card provided.

Learner Not documented in this visit.

Progress:

**Point: Outpatient education classes/Heart Smart/Device Advice/Heart of the Matter (Resolved)**

---

Description:

Description and registration details of outpatient education classes provided. Participation encouraged.





WS Kennestone Urology  
 Procedure at Tower Road  
 300 Tower Road  
 STE 150  
 MARIETTA GA 30060-9404  
 Inpatient Record

Maurice, Eugene George  
 MRN: 561253820, DOB: 1/2/1949, Sex: M  
 Adm: 1/16/2018, D/C: 1/23/2018

**Patient Education (continued)**

**Education (continued)**

Learner Not documented in this visit.  
 Progress:

**Title: Cardiac Surgery (Resolved)**

**Topic: PCI (Resolved)**

**Additional Points For This Title**

**Point: ACTIVITY (Resolved)**

Learner Not documented in this visit.  
 Progress:

**Point: SIGNS AND SYMPTOMS/ACTIVATE EMS (Resolved)**

Learner Not documented in this visit.  
 Progress:

**Point: BOOKS/EDUCATION MATERIAL (Resolved)**

Learner Not documented in this visit.  
 Progress:

**Point: CARDIAC REHAB (Resolved)**

Learner Not documented in this visit.  
 Progress:

**Point: DIET (Resolved)**

Learner Not documented in this visit.  
 Progress:

**Point: EXERCISE (Resolved)**

Learner Not documented in this visit.  
 Progress:

**Point: Medications (Resolved)**

Learner Not documented in this visit.  
 Progress:

**Point: POST OP CARE (Resolved)**

Learner Not documented in this visit.  
 Progress:

**Point: RISK FACTORS (Resolved)**

Learner Not documented in this visit.  
 Progress:

**Title: First-Dose Education (Not Started)**

**Points For This Title**

**Point: Ringer's solution,lactated (Not Started)**

Description:  
 Instruct learners on name and purpose of medications and possible side effects. If appropriate, include food/drug interactions, reporting of efficacy, and symptoms to report.

Learner Not documented in this visit.  
 Progress:



WS Kennestone Urology  
Procedure at Tower Road  
300 Tower Road  
STE 150  
MARIETTA GA 30060-9404  
Inpatient Record

Maurice, Eugene George  
MRN: 561253820, DOB: 1/2/1949, Sex: M  
Adm: 1/16/2018, D/C: 1/23/2018

---

**Patient Education (continued)**

---

**Education (continued)**

---

**Point: morphine sulfate (Resolved)**

---

Description:

Instruct learners on name and purpose of medications and possible side effects. If appropriate, include food/drug interactions, reporting of efficacy, and symptoms to report.

Learner Not documented in this visit.  
Progress:

**Point: aspirin (Resolved)**

---

Description:

Instruct learners on name and purpose of medications and possible side effects. If appropriate, include food/drug interactions, reporting of efficacy, and symptoms to report.

Learner Not documented in this visit.  
Progress:

**Point: atropine sulfate (Resolved)**

---

Description:

Instruct learners on name and purpose of medications and possible side effects. If appropriate, include food/drug interactions, reporting of efficacy, and symptoms to report.

Learner Not documented in this visit.  
Progress:

**Point: gentamicin sulfate (Not Started)**

---

Description:

Instruct learners on name and purpose of medications and possible side effects. If appropriate, include food/drug interactions, reporting of efficacy, and symptoms to report.

Learner Not documented in this visit.  
Progress:

**Point: 0.9 % sodium chloride (Not Started)**

---

Description:

Instruct learners on name and purpose of medications and possible side effects. If appropriate, include food/drug interactions, reporting of efficacy, and symptoms to report.

Learner Not documented in this visit.  
Progress:

**Point: gadobenate dimeglumine (Not Started)**

---

Description:

Instruct learners on name and purpose of medications and possible side effects. If appropriate, include food/drug interactions, reporting of efficacy, and symptoms to report.

Learner Not documented in this visit.  
Progress:

**Title: General Patient Education (MCB) (Resolved)**

---

**Topic: Psycho/Social/Spiritual Support (Resolved)**

---

**Point: Coping Mechanisms (Resolved)**

---

Description:

Help patient identify healthy coping mechanisms. Refer to Social Service, Case Management, or Spiritual Care, if needed.

Learner Not documented in this visit.  
Progress:

**Point: Support Systems (Resolved)**

---



WS Kennestone Urology  
Procedure at Tower Road  
300 Tower Road  
STE 150  
MARIETTA GA 30060-9404  
Inpatient Record

Maurice, Eugene George  
MRN: 561253820, DOB: 1/2/1949, Sex: M  
Adm: 1/16/2018, D/C: 1/23/2018

---

**Patient Education (continued)**

---

**Education (continued)**

---

Description:  
Help patient identify available support systems. Refer to Social Service, Case Management, or Spiritual Care, if needed.

Learner Not documented in this visit.  
Progress:

**Point: Spiritual/Emotional Needs (Resolved)**

---

Description:  
Offer resources to meet spiritual/emotional needs. Refer to Spiritual Care, if needed.

Learner Not documented in this visit.  
Progress:

**Point: Stress Management and Support Systems (Resolved)**

---

Description:  
Explain the importance of stress management and support systems in diabetes management. Refer to WellStar diabetes support groups, social services, case management or spiritual care, if needed.

Learner Not documented in this visit.  
Progress:

**Point: Anxiety Reduction (Resolved)**

---

Description:  
Explain the definition of anxiety, signs and symptoms, and examples of ways to reduce anxiety. Inform patient that Spiritual Care and Social Services are available.

Learner Not documented in this visit.  
Progress:

**Topic: Pain Management (MCB) (Resolved)**

---

**Point: Encourage Patient to Monitor Own Pain (Resolved)**

---

Description:  
Provide patient with information on the Pain Rating Scale. Explain the rating scale of 0 to 10.

Learner Not documented in this visit.  
Progress:

**Point: Discuss Significance of VAS Scores (Resolved)**

---

Description:  
Refer to rating score of 0-10.

Learner Not documented in this visit.  
Progress:

**Point: Discuss the Use of Pain Control Measures Before Pain Becomes Severe (MCB) (Resolved)**

---

Description:  
Take time to reiterate to patient that he/she should always let staff know if he/she is having difficulty breathing, pain or any discomfort at any time before pain becomes severe.

Patient Friendly Description:  
Please inform staff that if you are having any difficulty breathing, pain or any discomfort at any time before the pain gets severe.

Please read over the items and let anyone on your Care Team know there are any questions about the material by marking below that "I HAVE QUESTIONS".

If once you have received the items and understand the material you can mark this as "I understand".

Learner Not documented in this visit.  
Progress:



WS Kennestone Urology  
Procedure at Tower Road  
300 Tower Road  
STE 150  
MARIETTA GA 30060-9404  
Inpatient Record

Maurice, Eugene George  
MRN: 561253820, DOB: 1/2/1949, Sex: M  
Adm: 1/16/2018, D/C: 1/23/2018

---

**Patient Education (continued)**

---

**Education (continued)**

---

**Topic: Prevention (MCB) (Resolved)**

---

**Point: When to Call the Doctor (Resolved)**

---

Description:  
Educate patient/family/caregiver on when to call the doctor.

Learner Not documented in this visit.  
Progress:

**Point: Protect Others from Infection (Resolved)**

---

Description:  
Educate patient/family/caregiver on respiratory hygiene and cough etiquette. To protect from further infection and to protect others from getting an infection, patient should cover nose and mouth with tissues when coughing. Encourage patient to place used tissues in a plastic bag that will not allow secretions to soak through. Patient should always wash his/her hands after using or handling used tissues.

Learner Not documented in this visit.  
Progress:

**Point: Protect Yourself from Further Infection (MCB) (Resolved)**

---

Description:  
Educate patient/family/caregiver that because patient is in a weakened condition he/she needs to avoid others who are sick as to not acquire another illness. Family/caregiver should wear gloves, gown and face shield/eye protection.

Patient Friendly Description:  
Information on Flu.  
Information on Pneumonia and Pneumococcal Vaccination.  
Learner Not documented in this visit.  
Progress:

**Point: Falls education, precautions, prevention at home and in the hospital (MCB) (Resolved)**

---

Description:  
Patient was given information on preventing falls both while in the hospital and when they are at home.

Patient Friendly Description:  
Things to help you prevent falls while you are in the hospital and when you are home.  
Learner Not documented in this visit.  
Progress:

**Point: Prevention Deep Vein Thrombosis after surgery (MCB) (Resolved)**

---

Description:  
Educate patient/family/caregiver to prevent DVT and PE after Surgery

Patient Friendly Description:  
In the days and weeks after surgery, you have a higher chance of developing a deep vein thrombosis (DVT). This is a condition in which a blood clot or thrombus develops in a deep vein. They are most common in the leg. But, a DVT may develop in an arm, or another deep vein in the body. A piece of the clot, called an embolus, can separate from the vein and travel to the lungs. A blood clot in the lungs is called a pulmonary embolus (PE). This can cut off the flow of blood to the lungs. It is a medical emergency and may cause death.  
Learner Not documented in this visit.  
Progress:

**Point: Demonstrate Handwashing (MCB) (Resolved)**

---

Description:  
Educate patient/family/caregiver on how to perform proper hand hygiene. Explain that hand washing is the single most important step in preventing the spread of germs. Have the patient/family/caregiver demonstrate proper hand washing technique using soap, water, friction, clean nails under running water, and dry hands on clean towel without touching dirty surfaces.

Patient Friendly Description:  
This will explain the importance of washing and cleansing your hands to prevent infection.  
Learner Not documented in this visit.  
Progress:





WS Kennestone Urology  
Procedure at Tower Road  
300 Tower Road  
STE 150  
MARIETTA GA 30060-9404  
Inpatient Record

Maurice, Eugene George  
MRN: 561253820, DOB: 1/2/1949, Sex: M  
Adm: 1/16/2018, D/C: 1/23/2018

---

**Patient Education (continued)**

---

**Education (continued)**

---

**Topic: Self Care (MCB) (Resolved)**

---

**Point: General Self Care (Resolved)**

---

Description:

Instruct patient on self care needs. These may include: hygiene, how to take a blood pressure, how to change a dressing, etc.

Learner Not documented in this visit.

Progress:

**Point: Demonstrate Handwashing (MCB) (Resolved)**

---

Description:

Educate patient/family/caregiver on how to perform proper hand hygiene. Explain that hand washing is the single most important step in preventing the spread of germs. Have the patient/family/caregiver demonstrate proper hand washing technique using soap, water, friction, clean nails under running water, and dry hands on clean towel without touching dirty surfaces.

Patient Friendly Description:

This will explain the importance of washing and cleansing your hands to prevent infection.

Learner Not documented in this visit.

Progress:

**Topic: Medications (MCB) (Resolved)**

---

**Point: Anticoagulant Therapy (Resolved)**

---

Description:

- 1-Educate patient/family/caregiver on anticoagulant being prescribed and provide educational materials.
- 2-Explain action of medication, reason for taking, and importance of adherence to correct medication dose and schedule,
- 3-Explain potential for adverse drug reactions, signs of allergic reaction, potential for drug-drug and drug-food interactions, and when physician should be called.
- 4-Reinforce that the medication should be taken exactly as the physician has prescribed.
- 5-Explain importance of maintaining follow-up appointments and adhering to laboratory testing as prescribed by physician.
- 6-Explain that the dose of the anticoagulant being prescribed may change depending on the results of the laboratory testing.

Learner Not documented in this visit.

Progress:

**Point: Insulin (MCB) (Resolved)**

---

Description:

Educate patient/family/caregiver on the insulin prescribed. Explain how insulin works in the body. Explain the action of insulin, reason for taking, side effects, signs of allergic reaction and when physician should be called. Reinforce that insulin should be taken exactly as the physician has prescribed. Explain the proper storage of insulin, that extreme temperatures can damage insulin and never take insulin that has expired. Explain that the patient's primary care physician may change the dosage depending on the results of blood glucose tests and/or A1C level.

Patient Friendly Description:

This will inform you of why you are prescribed insulin if you have Diabetes Type II.

Learner Not documented in this visit.

Progress:

**Point: Hypoglycemic Agents (Resolved)**

---

Description:

Educate patient/family/caregiver on the oral and/or injectable hypoglycemic(s) prescribed. Explain the action of medication, reason for taking, side effects, signs of allergic reaction, as well as when the physician should be called. Reinforce that this medication(s) should be taken exactly as the physician has prescribed.

Learner Not documented in this visit.

Progress:

**Point: Non-Steroidal Anti-Inflammatory Drugs (Resolved)**

---

Description:

Educate patient/family/caregiver on the NSAID prescribed and provide educational materials. Explain the action of medication, reason for taking, side effects, signs of allergic reaction, and when the physician should be called. Reinforce that this medication should be taken exactly as the physician has prescribed.





WS Kennestone Urology  
Procedure at Tower Road  
300 Tower Road  
STE 150  
MARIETTA GA 30060-9404  
Inpatient Record

Maurice, Eugene George  
MRN: 561253820, DOB: 1/2/1949, Sex: M  
Adm: 1/16/2018, D/C: 1/23/2018

---

**Patient Education (continued)**

---

**Education (continued)**

---

Learner Not documented in this visit.  
Progress:

**Point: Psychotropic Medications (Resolved)**

---

Description:  
Educate patient/family/caregiver on the Psychotropic medication prescribed. Explain the action of medication, reason for taking, side effects, signs of allergic reaction, and when the physician should be called. Reinforce that this medication should be taken exactly as the physician has prescribed.

Learner Not documented in this visit.  
Progress:

**Point: ACE Inhibitors (Resolved)**

---

Description:  
Educate patient/family/caregiver on the ACE Inhibitor prescribed and provide educational materials. Explain the action of medication, reason for taking, side effects, signs of allergic reaction, and when the physician should be called. Reinforce that this medication should be taken exactly as the physician has prescribed.

Learner Not documented in this visit.  
Progress:

**Point: Angiotensin II Receptor Blockers (Resolved)**

---

Description:  
Educate patient/family/caregiver on the Angiotensin II Receptor Blockers prescribed and provide educational materials. Explain the action of medication, reason for taking, side effects, signs of allergic reaction, and when the physician should be called. Reinforce that this medication should be taken exactly as the physician has prescribed.

Learner Not documented in this visit.  
Progress:

**Point: Beta Blockers (Resolved)**

---

Description:  
Educate patient/family/caregiver on the Beta Blocker prescribed and provide educational materials. Explain the action of medication, reason for taking, side effects, signs of allergic reaction, and when the physician should be called. Reinforce that this medication should be taken exactly as the physician has prescribed.

Learner Not documented in this visit.  
Progress:

**Point: Digoxin (Resolved)**

---

Description:  
Educate patient/family/caregiver on Digoxin and provide educational materials. Explain the action of medication, reason for taking, side effects, signs of allergic reaction, and when the physician should be called. Reinforce that this medication should be taken exactly as the physician has prescribed. The physician will order a blood test to monitor the concentration of the drug in the patient's blood. The dose of this medication may be changed according to the results of this test.

Learner Not documented in this visit.  
Progress:

**Point: Diuretics (Resolved)**

---

Description:  
Educate patient/family/caregiver on the Diuretic prescribed and provide educational materials. Explain the action of medication, reason for taking, side effects, signs of allergic reaction, and when the physician should be called. Reinforce that this medication should be taken exactly as the physician has prescribed.

Learner Not documented in this visit.  
Progress:

**Point: Inotropes (Resolved)**

---

Description:  
Educate patient/family/caregiver on the Inotropes prescribed and provide educational materials. Explain the action of medication, reason for taking, side effects, signs of allergic reaction, and when the physician should be called. Reinforce that this medication should be taken exactly as the physician has prescribed.



WS Kennestone Urology  
Procedure at Tower Road  
300 Tower Road  
STE 150  
MARIETTA GA 30060-9404  
Inpatient Record

Maurice, Eugene George  
MRN: 561253820, DOB: 1/2/1949, Sex: M  
Adm: 1/16/2018, D/C: 1/23/2018

**Patient Education (continued)**

**Education (continued)**

Learner Not documented in this visit.  
Progress:

**Point: Vasodilators (Resolved)**

Description:

Educate patient/family/caregiver on the Vasodilator prescribed and provide educational materials. Explain the action of medication, reason for taking, side effects, signs of allergic reaction, and when the physician should be called. Reinforce that this medication should be taken exactly as the physician has prescribed.

Learner Not documented in this visit.  
Progress:

**Point: Antibiotics (Resolved)**

Description:

Educate patient/family/caregiver on the Antibiotics prescribed. Explain how antibiotics works in the body. Explain the action of medication, reason for taking, side effects, signs of allergic reaction, and when the physician should be called. Reinforce that this medication should be taken exactly as the physician has prescribed.

Learner Not documented in this visit.  
Progress:

**Point: Medication purpose, side effects, schedule, administration (MCB) (Resolved)**

Description:

Discussed purpose and possible side effects of medication.

Learner Not documented in this visit.  
Progress:

**All Flowsheets**



WS Kennestone Urology  
 Procedure at Tower Road  
 300 Tower Road  
 STE 150  
 MARIETTA GA 30060-9404  
 Inpatient Record

Maurice, Eugene George  
 MRN: 561253820, DOB: 1/2/1949, Sex: M  
 Adm: 1/16/2018, D/C: 1/23/2018

**Flowsheets (all recorded)**

**Custom Formula Data**

| Row Name                           | 01/16/18 0853 | 01/16/18 0839 | 01/16/18 0830 | 01/16/18 0727   |
|------------------------------------|---------------|---------------|---------------|-----------------|
| <b>Vitals</b>                      |               |               |               |                 |
| Pct Wt Change                      | ---           | ---           | ---           | 0 % -RM         |
| <b>OTHER</b>                       |               |               |               |                 |
| Weight Change (kg)                 | ---           | ---           | ---           | 0 kg -RM        |
| Ideal Body Weight                  | ---           | ---           | ---           | 160 lb -RM      |
| Visit Weight                       | ---           | ---           | ---           | 209 lb -RM      |
| BMI (Calculated)                   | ---           | ---           | ---           | 32.7 -RM        |
| IBW/kg (Calculated)<br>Male        | ---           | ---           | ---           | 66.1 kg -RM     |
| IBW/kg (Calculated)<br>FEMALE      | ---           | ---           | ---           | 61.6 kg -RM     |
| Weight/Scale Event                 | ---           | ---           | ---           | 0 -RM           |
| Weight in (lb) to have<br>BMI = 25 | ---           | ---           | ---           | 159.3 -RM       |
| % Weight Change<br>Since Birth     | ---           | ---           | ---           | 0 -RM           |
| <b>Relevant Labs and Vitals</b>    |               |               |               |                 |
| Temp (in Celsius)                  | ---           | 36.6 -RM      | ---           | 36.5 -RM        |
| <b>Adult IBW/VT Calculations</b>   |               |               |               |                 |
| IBW/kg (Calculated)                | ---           | ---           | ---           | 66.1 -RM        |
| Range Vt 4mL/kg                    | ---           | ---           | ---           | 264.4 mL/kg -RM |
| Low Range Vt 6mL/kg                | ---           | ---           | ---           | 396.6 mL/kg -RM |
| Adult Moderate Range<br>Vt 8mL/kg  | ---           | ---           | ---           | 528.8 mL/kg -RM |
| Adult High Range Vt<br>10mL/kg     | ---           | ---           | ---           | 661 mL/kg -RM   |
| <b>Case Log</b>                    |               |               |               |                 |
| BSA x (CI @3.0)= CO                | ---           | ---           | ---           | 6.33 CO -RM     |
| <b>Aldrete Phase 1</b>             |               |               |               |                 |
| Aldrete Score                      | 10 -RM        | ---           | 7 -RM         | ---             |



WS Kennestone Urology  
Procedure at Tower Road  
300 Tower Road  
STE 150  
MARIETTA GA 30060-9404  
Inpatient Record

Maurice, Eugene George  
MRN: 561253820, DOB: 1/2/1949, Sex: M  
Adm: 1/16/2018, D/C: 1/23/2018

---

**Flowsheets (all recorded)**

**Risk for Readmission**

| Row Name             | 01/24/18 0228 |
|----------------------|---------------|
| OTHER                |               |
| Risk for Readmission | 12 -BP        |



WS Kennestone Urology  
Procedure at Tower Road  
300 Tower Road  
STE 150  
MARIETTA GA 30060-9404  
Inpatient Record

Maurice, Eugene George  
MRN: 561253820, DOB: 1/2/1949, Sex: M  
Adm: 1/16/2018, D/C: 1/23/2018

---

**Flowsheets (all recorded)**

**Travel Information**

| Row Name   | 01/16/18 0727 |
|--|---------------|
| RETIRED - Travel outside the U.S.  |               |
| RETIRED - Has the patient or a household member traveled outside the U.S. in the past 21 days? | No -RM        |





WS Kennestone Urology  
Procedure at Tower Road  
300 Tower Road  
STE 150  
MARIETTA GA 30060-9404  
Inpatient Record

Maurice, Eugene George  
MRN: 561253820, DOB: 1/2/1949, Sex: M  
Adm: 1/16/2018, D/C: 1/23/2018

**Flowsheets (all recorded)**

**Aldrete Score**

| Row Name            | 01/16/18 0853 | 01/16/18 0830 |
|---------------------|---------------|---------------|
| Aldrete             |               |               |
| Activity            | 2 -RM         | 2 -RM         |
| Respiration         | 2 -RM         | 2 -RM         |
| Circulation         | 2 -RM         | 1 -RM         |
| Consciousness       | 2 -RM         | 1 -RM         |
| O2 Saturation       | 2 -RM         | 1 -RM         |
| Aldrete Score (PAR) | 10 -RM        | 7 -RM         |



WS Kennestone Urology  
 Procedure at Tower Road  
 300 Tower Road  
 STE 150  
 MARIETTA GA 30060-9404  
 Inpatient Record

Maurice, Eugene George  
 MRN: 561253820, DOB: 1/2/1949, Sex: M  
 Adm: 1/16/2018, D/C: 1/23/2018

**Flowsheets (all recorded)**

**Vital Signs**

| Row Name              | 01/16/18 0911       | 01/16/18 0854       | 01/16/18 0839         | 01/16/18 0834       | 01/16/18 0829         |
|-----------------------|---------------------|---------------------|-----------------------|---------------------|-----------------------|
| <b>Vital Signs</b>    |                     |                     |                       |                     |                       |
| Automatic Restart     | Yes -RM             | Yes -RM             | Yes -RM               | Yes -RM             | Yes -RM               |
| Vitals Timer          |                     |                     |                       |                     |                       |
| Pulse                 | 54 -RM              | 53 -RM              | 52 -RM                | 52 -RM              | 54 -RM                |
| Heart Rate Source     | Monitor -RM         | Monitor -RM         | Monitor -RM           | Monitor -RM         | Monitor -RM           |
| Resp                  | 18 -RM              | 18 -RM              | 17 -RM                | 16 -RM              | 16 -RM                |
| BP                    | 110/59 -RM          | 97/51 -RM           | 99/52 -RM             | 93/54 -RM           | (I) 89/54 IVF KVO -RM |
| Calculated MAP        | 76 -RM              | 66.33 -RM           | 67.67 -RM             | 67 -RM              | 65.67 -RM             |
| Temp                  | —                   | —                   | 97.8 °F (36.6 °C) -RM | —                   | —                     |
| Temp src              | —                   | —                   | Oral -RM              | —                   | —                     |
| <b>Oxygen Therapy</b> |                     |                     |                       |                     |                       |
| SpO2                  | 100 % -RM           | 99 % -RM            | 100 % -RM             | 97 % -RM            | 97 % -RM              |
| O2 Device             | None (Room air) -RM | None (Room air) -RM | Nasal cannula -RM     | None (Room air) -RM | Nasal cannula -RM     |
| O2 Flow Rate (L/min)  | —                   | —                   | 1 L/min -RM           | 1 L/min -RM         | 1 L/min -RM           |
| Pulse Oximetry Type   | Continuous -RM      | Continuous -RM      | Continuous -RM        | Continuous -RM      | Continuous -RM        |
| POX Probe Site        | No -RM              | No -RM              | No -RM                | No -RM              | No -RM                |
| Changed               |                     |                     |                       |                     |                       |

**Row Name 01/16/18 0727**

|                       |                       |
|-----------------------|-----------------------|
| <b>Vital Signs</b>    |                       |
| Automatic Restart     | Yes -RM               |
| Vitals Timer          |                       |
| Pulse                 | 55 -RM                |
| Heart Rate Source     | Monitor -RM           |
| Resp                  | 18 -RM                |
| BP                    | 123/60 -RM            |
| Calculated MAP        | 81 -RM                |
| Temp                  | 97.7 °F (36.5 °C) -RM |
| Temp src              | Oral -RM              |
| <b>Oxygen Therapy</b> |                       |
| SpO2                  | 99 % -RM              |
| O2 Device             | None (Room air) -RM   |
| Pulse Oximetry Type   | Continuous -RM        |
| POX Probe Site        | No -RM                |
| Changed               |                       |



WS Kennestone Urology  
 Procedure at Tower Road  
 300 Tower Road  
 STE 150  
 MARIETTA GA 30060-9404  
 Inpatient Record

Maurice, Eugene George  
 MRN: 561253820, DOB: 1/2/1949, Sex: M  
 Adm: 1/16/2018, D/C: 1/23/2018

**Flowsheets (all recorded)**

**OR Lines/Drains/Airways**

| Row Name  | 01/16/18 0830  | 01/16/18 0739                   |
|---|--|---------------------------------|
| [REMOVED] Peripheral IV 01/16/18 22 G Right Wrist |  |                                 |
| IV Properties                                     | Placement Date: 01/16/18 -RM Placement Time: 0740 -RM Present on arrival to hospital?: No -RM Type of Catheter: Straight -RM Size (Gauge): 22 G -RM Orientation: Right -RM Location: Wrist -RM Site Prep: Alcohol -RM Local Anesthetic: None -RM Inserted by: rmcneil,rn -RM Insertion attempts: 1 -RM Successful IV Attempt?: Yes -RM Patient Tolerance: Tolerated well -RM IV Access Problem: No -RM Removal Date: 01/16/18 -RM Removal Time: 0919 -RM Catheter Intact on removal?: Yes -RM Removal Reason : Patient discharged -RM Remaining intact at discharge?: No -RM |                                 |
| Site Assessment                                   | Clean;Dry;Intact -RM   | Clean;Dry;Intact -RM            |
| Phlebitis Scale                                   | 0 -RM  | 0 -RM                           |
| Infiltration/Extravasation Scale                  | 0 -RM  | 0 -RM                           |
| Line Assessment                                   | Infusing -RM   | Blood return noted;Infusing -RM |
| Dressing Assessment                               | Clean;Dry;Intact -RM   | Clean;Dry;Intact -RM            |



WS Kennestone Urology  
Procedure at Tower Road  
300 Tower Road  
STE 150  
MARIETTA GA 30060-9404  
Inpatient Record

Maurice, Eugene George  
MRN: 561253820, DOB: 1/2/1949, Sex: M  
Adm: 1/16/2018, D/C: 1/23/2018

**Flowsheets (all recorded)**

**Anthropometrics**

| Row Name         | 01/16/18 0727        |
|------------------|----------------------|
| Anthropometrics  |                      |
| Height           | 67" (1.702 m) -RM    |
| Weight           | 94.8 kg (209 lb) -RM |
| Weight Method    | Stated -RM           |
| Weight Change    | 0 -RM                |
| BMI (Calculated) | 32.7 -RM             |



WS Kennestone Urology  
 Procedure at Tower Road  
 300 Tower Road  
 STE 150  
 MARIETTA GA 30060-9404  
 Inpatient Record

Maurice, Eugene George  
 MRN: 561253820, DOB: 1/2/1949, Sex: M  
 Adm: 1/16/2018, D/C: 1/23/2018

**Flowsheets (all recorded)**

**Post Op Telephone Call**

| Row Name  | 01/18/18 1011  |
|---|--|
| Post-Op   |  |
| Do you feel comfortable?                        | No patient had to go to ER the night of the procedure. January 16th, for urinary retention. Catheter was placed in ER and patient is trying to get in touch with Dr. Dusseault's office to make an appointment to be seen to remove catheter.<br>-JC |
| Are you taking your Medication?                 | N/A -JC  |
| Is your pain medication working?                | N/A -JC  |
| Do you have a fever over 101 F?                 | No -JC   |
| Are you having any difficulty urinating?        | Yes see above comment<br>-JC   |
| Urine Color                                     | Yellow/straw -JC   |
| Any nausea or vomiting?                         | No -JC   |
| Which areas of service were you satisfied with? | Scheduling;Check-In;Pre-Op;Clinical Staff;Physician;Anesthesia Provider;Check-Out<br>-JC   |





WS Kennestone Urology  
Procedure at Tower Road  
300 Tower Road  
STE 150  
MARIETTA GA 30060-9404  
Inpatient Record

Maurice, Eugene George  
MRN: 561253820, DOB: 1/2/1949, Sex: M  
Adm: 1/16/2018, D/C: 1/23/2018

**Flowsheets (all recorded)**

**Interpretation**

| Row Name | 01/16/18 0725 |
|----------|---------------|
|----------|---------------|

Medical Interpretation Services Documentation (All fields are required)

Is patient using Interpretation Services for this encounter? No -RM



WS Kennestone Urology  
 Procedure at Tower Road  
 300 Tower Road  
 STE 150  
 MARIETTA GA 30060-9404  
 Inpatient Record

Maurice, Eugene George  
 MRN: 561253820, DOB: 1/2/1949, Sex: M  
 Adm: 1/16/2018, D/C: 1/23/2018

**Flowsheets (all recorded)**

**Fall Risk**

| Row Name                                 | 01/16/18 0728 |
|--|---------------|
| <b>Hester Davis Fall Risk Assessment</b> |               |
| Last Known Fall                          | 0 -RM         |
| Mobility                                 | 0 -RM         |
| Medications                              | 1 -RM         |
| Mental Status/LOC/Awareness              | 0 -RM         |
| Toileting Needs                          | 0 -RM         |
| Volume/Electrolyte Status                | 0 -RM         |
| Communication/Sensory                    | 0 -RM         |
| Behavior                                 | 0 -RM         |
| Hester Davis Fall Risk Total             | 4 -RM         |
| <b>Fall Assessment</b>                   |               |
| Patient Receiving Sedation               | Yes -RM       |
| Fall Risk                                | Yes -RM       |
| Fall Band Applied                        | Yes -RM       |
| Yellow socks                             | Yes -RM       |



WS Kennestone Urology  
 Procedure at Tower Road  
 300 Tower Road  
 STE 150  
 MARIETTA GA 30060-9404  
 Inpatient Record

Maurice, Eugene George  
 MRN: 561253820, DOB: 1/2/1949, Sex: M  
 Adm: 1/16/2018, D/C: 1/23/2018

**Flowsheets (all recorded)**

**ED Sepsis Screen**

| Row Name                     | 01/16/18 0911 | 01/16/18 0854 | 01/16/18 0839         | 01/16/18 0834 | 01/16/18 0829         |
|------------------------------|---------------|---------------|-----------------------|---------------|-----------------------|
| <b>Vital sign parameters</b> |               |               |                       |               |                       |
| BP                           | 110/59 -RM    | 97/51 -RM     | 99/52 -RM             | 93/54 -RM     | (I) 89/54 IVF KVO -RM |
| Pulse                        | 54 -RM        | 53 -RM        | 52 -RM                | 52 -RM        | 54 -RM                |
| Calculated MAP               | 76 -RM        | 66.33 -RM     | 67.67 -RM             | 67 -RM        | 65.67 -RM             |
| Resp                         | 18 -RM        | 18 -RM        | 17 -RM                | 16 -RM        | 16 -RM                |
| Temp                         | —             | —             | 97.8 °F (36.6 °C) -RM | —             | —                     |
| <b>Vital Signs</b>           |               |               |                       |               |                       |
| Automatic Restart            | Yes -RM       | Yes -RM       | Yes -RM               | Yes -RM       | Yes -RM               |
| Vitals Timer                 |               |               |                       |               |                       |

| Row Name                     | 01/16/18 0727         |
|------------------------------|-----------------------|
| <b>Vital sign parameters</b> |                       |
| BP                           | 123/60 -RM            |
| Pulse                        | 55 -RM                |
| Calculated MAP               | 81 -RM                |
| Resp                         | 18 -RM                |
| Temp                         | 97.7 °F (36.5 °C) -RM |
| <b>Vital Signs</b>           |                       |
| Automatic Restart            | Yes -RM               |
| Vitals Timer                 |                       |



WS Kennestone Urology  
 Procedure at Tower Road  
 300 Tower Road  
 STE 150  
 MARIETTA GA 30060-9404  
 Inpatient Record

Maurice, Eugene George  
 MRN: 561253820, DOB: 1/2/1949, Sex: M  
 Adm: 1/16/2018, D/C: 1/23/2018

**Flowsheets (all recorded)**

**Ris Pre Procedure Check list**

| Row Name                             | 01/16/18 0729   |
|--------------------------------------|---|
| <b>Consent and Procedure</b>         |   |
| History and Physical Completed       | Yes -RM   |
| Consents Confirmed                   | Operative;Informed;Anesthesia;Facility -RM  |
| Patient ID and Procedure Verified    | Yes -RM   |
| Allergy Band Applied                 | No -RM  |
| Do you have any metal in your body?  | No -RM  |
| Correct Procedure                    | Yes -RM   |
| Side/Site Confirmed                  | Location confirmed -RM  |
| Surgeon/Anesthesia Orders Received   | Yes -RM   |
| Surgical Prep Complete               | Yes -RM   |
| Locker Assignment                    | 2 -RM   |
| Pre-Op Teaching Complete             | Yes -RM   |
| NPO After Midnight                   | Yes -RM   |
| <b>Lab/Testing Checklist</b>         |   |
| Urinalysis Results                   | Abnormal -RM  |
| Abnormal UA Dip results              | Blood trace;Positive leukocytes -RM   |
| Microscopy Complete                  | No -RM  |
| Pre Procedure Testing In Chart       | Urinalysis -RM  |
| <b>Pre- op Checklist</b>             |   |
| Anti-embolism                        | SCD -RM   |
| Pre-Op Medications Given and Charted | Yes -RM   |
| Pre-Op Vitals Documented             | Yes -RM   |
| Allergies Verified                   | Yes -RM   |
| Voided Prior to Procedure            | Yes -RM   |
| Remove all that apply:               | Glasses/Contacts;Underwear -RM  |
| Required items available             | Required test results, blood/antibiotics/irrigation fluids, implants, devices and special needs/equipment are available -RM |
| Mode of Transport                    | Stretcher -RM   |
| Released by (Floor RN or Pre-op RN)  | rmcneil,m -RM   |



WS Kennestone Urology  
 Procedure at Tower Road  
 300 Tower Road  
 STE 150  
 MARIETTA GA 30060-9404  
 Inpatient Record

Maurice, Eugene George  
 MRN: 561253820, DOB: 1/2/1949, Sex: M  
 Adm: 1/16/2018, D/C: 1/23/2018

**Flowsheets (all recorded)**

**Discharge Information**

**Row Name**                      **01/16/18 0730**

As part of our commitment to quality care, we will be calling you within 7-14 days of your procedure. Please provide us with the following information so we can contact you in a way that is best for you.

|                               |   |
|-------------------------------|---|
| Contact Number                | 678-910-2298 -RM  |
| Contact Guidelines            | Ok to leave a message for me if you get an answering machine; You may speak to my spouse/significant other. -RM |
| Spouse/Significant Other Name | Shirley -RM   |

If you have taken sedation medication or have a scheduled procedure with anesthesia you are required to have a responsible adult present to drive you home after your procedure. If your driver needs to step out for a moment we need a cell/contact number

|                         |                              |
|-------------------------|------------------------------|
| Driver's Name           | Shirley -RM                  |
| Relationship to Patient | Spouse/Significant Other -RM |
| Cell Phone Number       | 678-910-2476 -RM             |





WS Kennestone Urology  
 Procedure at Tower Road  
 300 Tower Road  
 STE 150  
 MARIETTA GA 30060-9404  
 Inpatient Record

Maurice, Eugene George  
 MRN: 561253820, DOB: 1/2/1949, Sex: M  
 Adm: 1/16/2018, D/C: 1/23/2018

**Flowsheets (all recorded)**

**Assessment**

| Row Name                                | 01/16/18 0830       | 01/16/18 0728 |
|---|---------------------|---------------|
| Preop Assessment                        |                     |               |
| Skin Condition/Temp                     | Dry;Intact;Warm -RM | Dry -RM       |
| Orient/LOC                              | Sleeping -RM        | WDL -RM       |
| Psychosocial                            | Calm -RM            | Calm -RM      |
| Currently Wearing                       | —                   | Glasses -RM   |
| Enema by Patient<br>Prior to Admission? | —                   | Yes -RM       |



WS Kennestone Urology  
Procedure at Tower Road  
300 Tower Road  
STE 150  
MARIETTA GA 30060-9404  
Inpatient Record

Maurice, Eugene George  
MRN: 561253820, DOB: 1/2/1949, Sex: M  
Adm: 1/16/2018, D/C: 1/23/2018

**Flowsheets (all recorded)**

**Hand Off**

| Row Name | 01/16/18 0828 |
|----------|---------------|
|----------|---------------|

Post Sedation Care

|                      |                                   |
|----------------------|-----------------------------------|
| Type of Sedation     | MAC -RM                           |
| Procedure Tolerated: | Well -RM                          |
| Report Given at:     | 0827 -RM                          |
| Report received from | ayaz,md -RM                       |
| Report Given To      | rmcneil,m -RM                     |
| Transport Method:    | Stretcher;Side rails up x2<br>-RM |



WS Kennestone Urology  
 Procedure at Tower Road  
 300 Tower Road  
 STE 150  
 MARIETTA GA 30060-9404  
 Inpatient Record

Maurice, Eugene George  
 MRN: 561253820, DOB: 1/2/1949, Sex: M  
 Adm: 1/16/2018, D/C: 1/23/2018

**Flowsheets (all recorded)**

**Patient Assessment in OR Room**

| Row Name  | 01/16/18 08:09:50   | 01/16/18 0730 |
|---|---|---------------|
| <b>Patient Assessment</b>                       |   |               |
| Name Spelling, DOB, Procedure, Consent Verified | Yes -RM   | ---           |
| Site Verbally Verified                          | Yes -RM   | ---           |
| Site marked by physician or proceduralist?      | Not applicable -RM  | ---           |
| Pt Oriented to the OR Suite, Personnel & Roles  | Yes -RM   | ---           |
| Stretcher                                       | Wheels locked;Side rails up x2 -RM                            | ---           |
| Comfort Assessment Complete                     | Yes -RM   | ---           |
| Comfort Actions Taken                           | Warm blankets;Pillow under head;Pillow between knees/feet -RM | ---           |
| SCDs Applied                                    | Yes -RM   | ---           |
| Plan of Care Reviewed by OR Staff               | Yes -RM   | ---           |
| Type of Anesthesia                              | MAC -RM   | ---           |
| <b>Prep Assessment</b>                          |   |               |
| Operative Site Intact                           | Yes -RM   | Yes -RM       |
| Hair Removal                                    | N/A -RM   | N/A -RM       |



WS Kennestone Urology  
Procedure at Tower Road  
300 Tower Road  
STE 150  
MARIETTA GA 30060-9404  
Inpatient Record

Maurice, Eugene George  
MRN: 561253820, DOB: 1/2/1949, Sex: M  
Adm: 1/16/2018, D/C: 1/23/2018

**Flowsheets (all recorded)**

**Assessment in OR post procedure**

| Row Name   | 01/16/18 08:12:59              |
|--|--------------------------------|
| Post Procedure Documentation                         |                                |
| Surgical Wound Classification                        | III -RM                        |
| Preoperative Diagnosis                               | elevated psa, abnormal mri -RM |
| Postoperative Diagnosis                              | elevated psa, abnormal mri -RM |
| Procedure Performed (Confirmed by MD and Anesthesia) | Yes -RM                        |



WS Kennestone Urology  
 Procedure at Tower Road  
 300 Tower Road  
 STE 150  
 MARIETTA GA 30060-9404  
 Inpatient Record

Maurice, Eugene George  
 MRN: 561253820, DOB: 1/2/1949, Sex: M  
 Adm: 1/16/2018, D/C: 1/23/2018

**Flowsheets (all recorded)**

**Procedure Documentation**

| Row Name                       | 01/16/18 08:10:58                           |
|--------------------------------|---|
| <b>Procedure Assessment</b>    |   |
| Patient Position               | Lateral up right -RM                        |
| Warming Device                 | Off -RM                                     |
| <b>Electrocautery</b>          |   |
| Electrocautery Used?           | No -RM                                      |
| <b>Procedure Interventions</b> |   |
| Xrays Taken?                   | No -RM                                      |
| Imaging Displayed?             | Yes -RM                                     |
| Video/Photography?             | No -RM                                      |
| Laser Used?                    | No -RM                                      |
| <b>Specimen Obtained</b>       |   |
| Specimen Obtained?             | Yes -RM                                     |
| <b>Specimen Collection</b>     |   |
| Specimen Type                  | Prostate Biopsy -RM                         |
| Side                           | Bilateral -RM                               |
| Site location                  | prostate gland-13 core<br>-RM               |
| Prostate Specimen Location     | Lat base;Lat mid;Lat apex;Base;Mid;Apex -RM |
| Specimen Sent to Pathology     | Yes -RM                                     |
| Specimen Discarded per Surgeon | No -RM                                      |
| Additional Specimens           | Yes -RM                                     |
| <b>Specimen Collection</b>     |   |
| Specimen Type                  | Prostate Biopsy -RM                         |
| Site location                  | #1ACZP4 -RM                                 |
| Prostate Specimen Location     | Apex -RM                                    |
| Specimen Sent to Pathology     | Yes -RM                                     |
| Specimen Discarded per Surgeon | No -RM                                      |
| Additional Specimens           | No -RM                                      |
| <b>Dressings</b>               |   |
| Dressings                      | N/A -RM                                     |





WS Kennestone Urology  
Procedure at Tower Road  
300 Tower Road  
STE 150  
MARIETTA GA 30060-9404  
Inpatient Record

Maurice, Eugene George  
MRN: 561253820, DOB: 1/2/1949, Sex: M  
Adm: 1/16/2018, D/C: 1/23/2018

**Flowsheets (all recorded)**

**Intake/Output**

| Row Name          | 01/18/18 1011    | 01/16/18 0921 | 01/16/18 0829 |
|-------------------|------------------|---------------|---------------|
| Intake (mL)       |                  |               |               |
| P.O.              | —                | 236 mL -RM    | —             |
| I.V.              | —                | 400 mL -RM    | 400 mL -RM    |
| Urine Assessment  |                  |               |               |
| Urine Color       | Yellow/straw -JC | —             | —             |
| Unmeasured Output |                  |               |               |
| Urine Occurrence  | —                | 1 -RM         | —             |



WS Kennestone Urology  
Procedure at Tower Road  
300 Tower Road  
STE 150  
MARIETTA GA 30060-9404  
Inpatient Record

Maurice, Eugene George  
MRN: 561253820, DOB: 1/2/1949, Sex: M  
Adm: 1/16/2018, D/C: 1/23/2018

**Flowsheets (all recorded)**

**Abuse Screen**

| Row Name                                      | 01/16/18 0729 |
|---|---------------|
| Abuse Screening                               |               |
| Do you feel safe at home?                     | Yes -RM       |
| Have you ever thought about hurting yourself? | No -RM        |



WS Kennestone Urology  
 Procedure at Tower Road  
 300 Tower Road  
 STE 150  
 MARIETTA GA 30060-9404  
 Inpatient Record

Maurice, Eugene George  
 MRN: 561253820, DOB: 1/2/1949, Sex: M  
 Adm: 1/16/2018, D/C: 1/23/2018

**Flowsheets (all recorded)**

**Vitals/Pain**

| Row Name               | 01/16/18 0911           | 01/16/18 0854           | 01/16/18 0839           | 01/16/18 0834           | 01/16/18 0829           |
|------------------------|-------------------------|-------------------------|-------------------------|-------------------------|-------------------------|
| <b>Vitals</b>          |                         |                         |                         |                         |                         |
| Temp                   | —                       | —                       | 97.8 °F (36.6 °C) -RM   | —                       | —                       |
| Temp src               | —                       | —                       | Oral -RM                | —                       | —                       |
| Pulse                  | 54 -RM                  | 53 -RM                  | 52 -RM                  | 52 -RM                  | 54 -RM                  |
| Heart Rate Source      | Monitor -RM             | Monitor -RM             | Monitor -RM             | Monitor -RM             | Monitor -RM             |
| Resp                   | 18 -RM                  | 18 -RM                  | 17 -RM                  | 16 -RM                  | 16 -RM                  |
| BP                     | 110/59 -RM              | 97/51 -RM               | 99/52 -RM               | 93/54 -RM               | (!) 89/54 IVF KVO -RM   |
| Cardiac Rhythm         | Normal sinus rhythm -RM | Normal sinus rhythm -RM | Normal sinus rhythm -RM | Normal sinus rhythm -RM | Normal sinus rhythm -RM |
| <b>Pain Assessment</b> |                         |                         |                         |                         |                         |
| Currently in Pain      | No/denies pain -RM      | No/denies pain -RM      | No/denies pain -RM      | Faces -RM               | Faces -RM               |
| FACES Pain Rating      | —                       | —                       | —                       | 0-No hurt -RM           | 0-No hurt -RM           |
| <b>Oxygen Therapy</b>  |                         |                         |                         |                         |                         |
| SpO2                   | 100 % -RM               | 99 % -RM                | 100 % -RM               | 97 % -RM                | 97 % -RM                |
| O2 Device              | None (Room air) -RM     | None (Room air) -RM     | Nasal cannula -RM       | None (Room air) -RM     | Nasal cannula -RM       |
| O2 Flow Rate (L/min)   | —                       | —                       | 1 L/min -RM             | 1 L/min -RM             | 1 L/min -RM             |
| Pulse Oximetry Type    | Continuous -RM          | Continuous -RM          | Continuous -RM          | Continuous -RM          | Continuous -RM          |
| POX Probe Site Changed | No -RM                  | No -RM                  | No -RM                  | No -RM                  | No -RM                  |

**Row Name 01/16/18 0727**

|                          |                         |
|--------------------------|-------------------------|
| <b>Height and Weight</b> |                         |
| Height                   | 67" (1.702 m) -RM       |
| Height Method            | Stated -RM              |
| Weight                   | 94.8 kg (209 lb) -RM    |
| Weight Method            | Stated -RM              |
| BMI (Calculated)         | 32.7 -RM                |
| BSA (Calculated - sq m)  | 2.11 sq meters -RM      |
| <b>Vitals</b>            |                         |
| Temp                     | 97.7 °F (36.5 °C) -RM   |
| Temp src                 | Oral -RM                |
| Pulse                    | 55 -RM                  |
| Heart Rate Source        | Monitor -RM             |
| Resp                     | 18 -RM                  |
| BP                       | 123/60 -RM              |
| Cardiac Rhythm           | Normal sinus rhythm -RM |
| <b>Pain Assessment</b>   |                         |
| Currently in Pain        | No/denies pain -RM      |
| <b>Oxygen Therapy</b>    |                         |
| SpO2                     | 99 % -RM                |
| O2 Device                | None (Room air) -RM     |
| Pulse Oximetry Type      | Continuous -RM          |
| POX Probe Site Changed   | No -RM                  |



WS Kennestone Urology  
Procedure at Tower Road  
300 Tower Road  
STE 150  
MARIETTA GA 30060-9404  
Inpatient Record

Maurice, Eugene George  
MRN: 561253820, DOB: 1/2/1949, Sex: M  
Adm: 1/16/2018, D/C: 1/23/2018

**Flowsheets (all recorded)**

**Site Preparation**

| Row Name              | 01/16/18 08:09:50 | 01/16/18 0730 |
|-----------------------|-------------------|---------------|
| Prep Assessmnet       |                   |               |
| Operative Site Intact | Yes -RM           | Yes -RM       |
| Hair Removal          | N/A -RM           | N/A -RM       |



WS Kennestone Urology  
Procedure at Tower Road  
300 Tower Road  
STE 150  
MARIETTA GA 30060-9404  
Inpatient Record

Maurice, Eugene George  
MRN: 561253820, DOB: 1/2/1949, Sex: M  
Adm: 1/16/2018, D/C: 1/23/2018

**Flowsheets (all recorded)**

**Advance Directive**

| Row Name  | 01/16/18 0727                               |
|---|---|
| Advance Directives (For Healthcare)                                     |   |
| Have you reviewed your Advance Directive and is it valid for this stay? | No -RM                                      |
| Advance Directive   | Patient does not have advance directive -RM |





WS Kennestone Urology  
Procedure at Tower Road  
300 Tower Road  
STE 150  
MARIETTA GA 30060-9404  
Inpatient Record

Maurice, Eugene George  
MRN: 561253820, DOB: 1/2/1949, Sex: M  
Adm: 1/16/2018, D/C: 1/23/2018

**Flowsheets (all recorded)**

**Assessment**

| Row Name            | 01/16/18 0830       | 01/16/18 0728 |
|---------------------|---------------------|---------------|
| Uro Assessment      |                     |               |
| Skin Condition/Temp | Dry;Intact;Warm -RM | Dry -RM       |
| Orient/LOC          | Sleeping -RM        | WDL -RM       |
| Psychosocial        | Calm -RM            | Calm -RM      |



WS Kennestone Urology  
 Procedure at Tower Road  
 300 Tower Road  
 STE 150  
 MARIETTA GA 30060-9404  
 Inpatient Record

Maurice, Eugene George  
 MRN: 561253820, DOB: 1/2/1949, Sex: M  
 Adm: 1/16/2018, D/C: 1/23/2018

**Flowsheets (all recorded)**

**Call Complete**

| Row Name                   | 01/18/18 1013 |
|----------------------------|---------------|
| Completion of Post-op Call |               |
| Post-op Call Complete      | Yes -JC       |

**User Key**

(r) = Recorded By, (t) = Taken By, (c) = Cosigned By

| Initials | Name               | Effective Dates |
|----------|--------------------|-----------------|
| JC       | Julie K Cooper, RN | 02/03/17 -      |
| RM       | Ramona McNeil, RN  | 02/03/17 -      |
| BP       | Batch Job Prelude  | —               |

**Flowsheet Notes**

No notes of this type exist for this encounter.

**All Scans**



WS Kennestone Urology  
Procedure at Tower Road  
300 Tower Road  
STE 150  
MARIETTA GA 30060-9404  
Inpatient Record

Maurice, Eugene George  
MRN: 561253820, DOB: 1/2/1949, Sex: M  
Adm: 1/16/2018, D/C: 1/23/2018

---

**Encounter-Level Documents - 01/16/2018:**

Scan on 1/18/2018 1:35 PM (below)



WS Kennestone Urology  
Procedure at Tower Road  
300 Tower Road  
STE 150  
MARIETTA GA 30060-9404  
Inpatient Record

Maurice, Eugene George  
MRN: 561253820, DOB: 1/2/1949, Sex: M  
Adm: 1/16/2018, D/C: 1/23/2018

---

Scan on 1/18/2018 1:33 PM (below)

Document on 1/16/2018 8:40 AM by Ramona McNeil, RN: IP After Visit Summary (below)

## AFTER VISIT SUMMARY

**Eugene G. Maurice** MRN: 561253820 1/16/2018 WellStar Kennestone Urology Procedure Center

### Instructions



No changes were made to your medications.



Activity instructions

#### Discharge Instructions

##### **1. General Anesthesia or Sedation**

Do not drive or operate machinery for 24 hours  
Do not consume alcohol, tranquilizers, sleeping medication or any other non-prescribed medication for 24 hours.  
Do not make any important decisions or sign any important documents in the next 24 hours.  
You should have someone with you at home tonight.

##### **2. Activity**

You are advised to go directly home from the Urology Associates Surgery Center and rest for a day. Resume light to normal activity tomorrow.  
Do not engage in heavy lifting while you see blood in the urine or stool.

##### **3. Fluids and Diet**

Begin with clear liquids, bouillon, dry toast, soda crackers. If not nauseated, you may go to a regular diet when you desire.  
Greasy or spicy foods are not advised.  
Drink plenty of water while you see blood in the urine or stool.  
If you are diabetic, please eat before you take your diabetes medication.

##### **4. Medications and Plan**

Prescriptions sent with you. Use as directed. When taking pain medications, you may experience dizziness or drowsiness. Do not drink alcohol or drive when you are taking these medications.  
You may take non-prescription "headache remedy" type medications that you normally use, if your surgeon permits, preferably one that does not contain aspirin.  
You may resume your daily prescription medication when you get home.



### Your Next Steps

Read

Read these attachments

- Ultrasound and Biopsy, Transrectal (English)

Go

**JAN 30** Follow Up Appointment  
11:00 AM  
Arrive by 10:45 AM  
**Beau N Dusseault, MD**  
WellStar Urology Hiram  
148 Bill Carruth Parkway Ste 340  
HIRAM GA 30141-3756  
770-428-4475

You have more future appointments. Please review your full appointment list.

### MyChart

View your After Visit Summary and more online at <https://mychart.wellstar.org/mychart/>





WS Kennestone Urology  
 Procedure at Tower Road  
 300 Tower Road  
 STE 150  
 MARIETTA GA 30060-9404  
 Inpatient Record

Maurice, Eugene George  
 MRN: 561253820, DOB: 1/2/1949, Sex: M  
 Adm: 1/16/2018, D/C: 1/23/2018

Activity instructions (continued)

**Prescriptions**

Tylenol as needed for pain or discomfort.  
 Antibiotic: Cipro this evening.  
 Patient was provided with updated medication list.

**6. Follow up Care**

Your physician may call you with biopsy results.

**Special Complications to Watch For**

You may see blood in your urine or stool for days to weeks.  
 You may see blood in your ejaculate for up to 6 weeks.  
 If you have a fever, chills, and are feeling poorly, take your temperature by mouth. Call the office if it is over 101\* F.  
 Please call us if you have large blood clots, difficulty urinating or pain not relieved by Tylenol.

**If you have any questions the day of your procedure please call 470-245-9860 to speak with a nurse. For problems or questions after 4:30pm call your urologist at 770-428-4475**

**If you need immediate attention, go to the emergency room.**

What's next

|                   |  |   |
|-------------------|--|---|
| <p>JAN<br/>30</p> | <p>Follow Up Appointment with Beau N Dusseault, MD<br/>         Tuesday Jan 30, 2018 11:00 AM (Arrive by 10:45 AM)</p> | <p>WellStar Urology Hiram<br/>         148 Bill Carruth Parkway Ste 340<br/>         Hiram GA 30141-3756<br/>         770-428-4475</p>                  |
| <p>MAR<br/>2</p>  | <p>Follow Up Appointment with Abdul M Sheikh, MD<br/>         Friday Mar 2, 2018 8:45 AM (Arrive by 8:30 AM)</p>       | <p>WellStar Cardiovascular Medicine Hiram<br/>         144 Bill Carruth Parkway Ste 4200<br/>         Hiram GA 30141-3749<br/>         678-324-4444</p> |




WS Kennestone Urology  
 Procedure at Tower Road  
 300 Tower Road  
 STE 150  
 MARIETTA GA 30060-9404  
 Inpatient Record

Maurice, Eugene George  
 MRN: 561253820, DOB: 1/2/1949, Sex: M  
 Adm: 1/16/2018, D/C: 1/23/2018

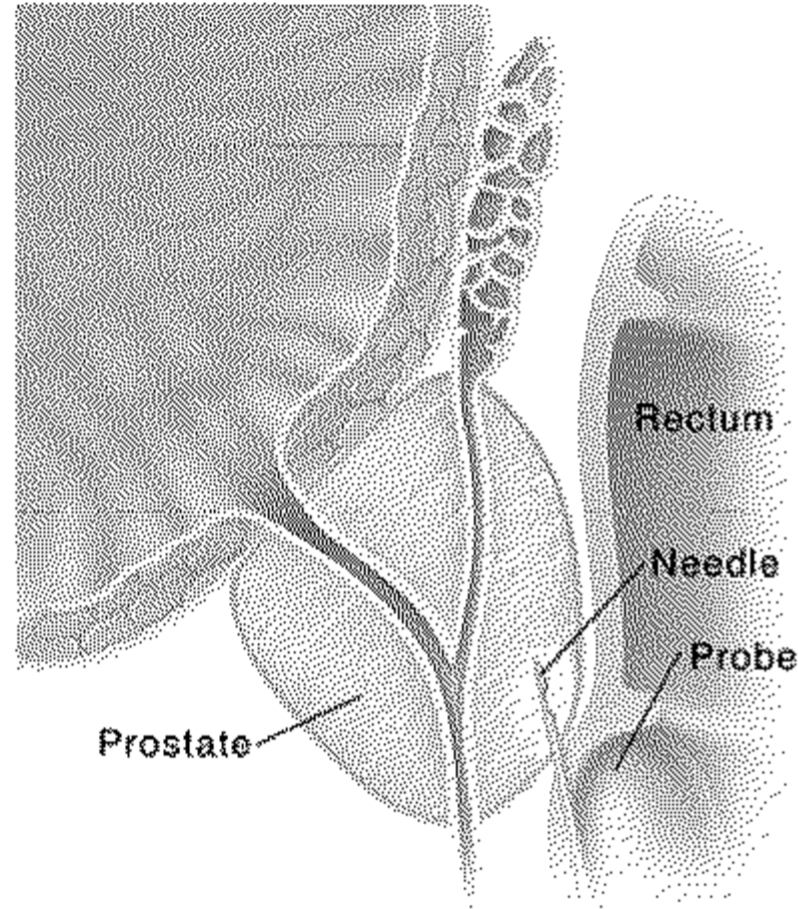
### Medication List

|  | Morning | Afternoon | Evening | Bedtime | As Needed |
|--|---------|-----------|---------|---------|-----------|
| apixaban 5 mg tablet<br>Commonly known as: ELIQUIS<br>Take 1 tablet (5 mg total) by mouth 2 (two) times a day  |         |           |         |         |           |
| aspirin, buffered 81 mg Tab  |         |           |         |         |           |
| atorvastatin 80 MG tablet<br>Commonly known as: LIPITOR<br>Take 1 tablet (80 mg total) by mouth nightly  |         |           |         |         |           |
| * blood sugar diagnostic strip<br>Commonly known as: glucose blood<br>cvs true test blood glucose strip; test blood sugar ac<br>breakfast and then once more daily as needed.. |         |           |         |         |           |
| * blood sugar diagnostic strip<br>True metrix - test blood sugar ac breakfast and then once<br>more daily as needed.. Dx E11.9   |         |           |         |         |           |
| carvedilol 12.5 MG tablet<br>Commonly known as: COREG<br>Take 1 tablet (12.5 mg total) by mouth 2 (two) times a day<br>with meals  |         |           |         |         |           |
| chlorthalidone 50 MG tablet<br>Commonly known as: HYGROTEN<br>Take 1 tablet (50 mg total) by mouth daily   |         |           |         |         |           |
| cilostazol 100 MG tablet<br>Commonly known as: PLETAL<br>Take 1 tablet (100 mg total) by mouth 2 (two) times a day   |         |           |         |         |           |
| isosorbide mononitrate 30 MG 24 hr tablet<br>Commonly known as: IMDUR<br>Take 2 tablets (60 mg total) by mouth 2 (two) times a day   |         |           |         |         |           |
| metFORMIN 500 MG tablet<br>Commonly known as: GLUCOPHAGE<br>2 tablets po in am and 2 in pm   |         |           |         |         |           |
| nitroglycerin 0.4 MG SL tablet<br>Commonly known as: NITROSTAT<br>Place 1 tablet (0.4 mg total) under the tongue every 5<br>(five) minutes as needed for chest pain            |         |           |         |         |           |
| ramipril 10 MG capsule<br>Commonly known as: ALTACE<br>Take 1 capsule (10 mg total) by mouth 2 (two) times a day   |         |           |         |         |           |

\* This list has 2 medication(s) that are the same as other medications prescribed for you. Read the directions carefully, and ask your doctor or other care provider to review them with you.

 Attached Information

Ultrasound and Biopsy, Transrectal (English)

**Transrectal Ultrasound and Biopsy**

A transrectal ultrasound is an imaging test. It uses sound waves to create pictures of a man's prostate gland. Your prostate gland is in front of your rectum. For this test, a special probe (transducer) is placed directly into your rectum. During the test, tissue samples (a biopsy) may also be taken. The test is done by a specially trained technologist called a sonographer.

**Getting ready for your test**

- You may be asked to clear your bowel before the test. This may be done by injecting liquid into your rectum (an enema). Or it can be done by drinking a special liquid.
- You may be asked not to eat or drink anything after midnight the night before the test.
- Tell your healthcare provider about any medicines, herbs, or supplements you are taking. This includes any over-the-counter medicines such as aspirin or ibuprofen. You might need to stop taking some medicines for a week or so before the test.
- Answer any questions your healthcare provider has about your medical history. This will help tailor the test to your health needs.

**During your test**

- You may be asked to change into a gown. You will then lie on your side on an exam table, with your knees bent.
- The test is done with a handheld probe. This is a short, slender rod. It has a sterile, disposable cover on it. It is also greased (lubricated) with some gel. It is then gently placed inside your rectum.
- You will feel pressure from the probe. If you feel pain, let your healthcare provider know.
- If a biopsy is needed, you might take medicine before the procedure to make you sleepy. The test is done using a small probe with a very tiny needle on the end. This needle enters your prostate several times and removes tiny samples of tissue. These samples are then sent to a lab to be examined. Any mild pain from the biopsy is usually minor.

**After your test**



WS Kennestone Urology  
Procedure at Tower Road  
300 Tower Road  
STE 150  
MARIETTA GA 30060-9404  
Inpatient Record

Maurice, Eugene George  
MRN: 561253820, DOB: 1/2/1949, Sex: M  
Adm: 1/16/2018, D/C: 1/23/2018

Before leaving, you may need to wait for a short time while the images are reviewed. In most cases, you can go back to your normal routine after the test. If you had a biopsy and took medicine to make you sleepy, you may need to wait until it has worn off before you can go home. You might see some blood in your urine, sperm, or stool for a day or so. This is normal. Your healthcare provider will let you know when your test results are ready.

In some cases, a diagnosis can't be made from the tissue sample that was taken. If this happens, your healthcare provider will talk with you about whether you need another biopsy. Or you may need a different procedure.

### When to call your healthcare provider

Call your healthcare provider if you have:

- Very bloody urine or stool
- A fever lasting 24 to 48 hours
- Any other symptoms that your healthcare provider asks you to report, based on your health

**Date Last Reviewed:** 5/1/2017

© 2000-2017 The StayWell Company, LLC. 800 Township Line Road, Yardley, PA 19067. All rights reserved. This information is not intended as a substitute for professional medical care. Always follow your healthcare professional's instructions.



WS Kennestone Urology  
Procedure at Tower Road  
300 Tower Road  
STE 150  
MARIETTA GA 30060-9404  
Inpatient Record

Maurice, Eugene George  
MRN: 561253820, DOB: 1/2/1949, Sex: M  
Adm: 1/16/2018, D/C: 1/23/2018

---

Scan on 1/16/2018 7:02 AM by Chastity Payton: Perceptive Content Scan (below)

---

**Encounter-Level E-Signatures:**

No documentation.





WS Kennestone Hospital  
677 Church Street  
Marietta GA 30060-1101  
Inpatient Record

Maurice, Eugene George  
MRN: 561253820, DOB: 1/2/1949, Sex: M  
Adm: 6/17/2018, D/C: 6/21/2018

## ENCOUNTER

|                     |                           |                      |                                 |
|---------------------|---------------------------|----------------------|---------------------------------|
| Patient Class:      | IP                        | Unit:                | KH G5N SURG                     |
| Hospital Service:   | Hospital Medicine         | Bed:                 | G544/G544-01                    |
| Admitting Provider: | Charu G Prakash, Md       | Referring Physician: |                                 |
| Attending Provider: | Douglas e krug;Charu g p* | AD: N                | Adm Diagnosis: GI bleed [K92.2] |
| Admission Date:     | 6/17/2018                 | Admission Time:      | 1451                            |

## PATIENT

|                        |                           |                |              |       |                    |
|------------------------|---------------------------|----------------|--------------|-------|--------------------|
| Name                   | Eugene George Maurice     | Sex:           | Male         | DOB:  | 1/2/1949 (69 yrs)  |
| Address:               | 61 SHOCKLEY WAY           | Religion:      | Catholic     | Race: | White or caucasian |
| City:                  | DALLAS GA 30157-8973      |                |              |       |                    |
| County:                | PAULDING                  |                |              |       |                    |
| Email Address:         | Gene.maurice@sgmservice.* |                |              |       |                    |
| Primary Care Provider: | Jeffrey L Tharp, MD       | Primary Phone: | 678-910-2298 |       |                    |

### EMERGENCY CONTACT

| Contact Name              | Legal Guardian? | Relationship to Patient | Home Phone    | Work Phone | Mobile Phone |
|---------------------------|-----------------|-------------------------|---------------|------------|--------------|
| 1. Maurice, Shirley       |                 | Spouse                  | (678)398-9479 |            | 678-910-2476 |
| 2. *No Contact Specified* |                 |                         |               |            | 678-910-2476 |

## GUARANTOR

|                      |                       |               |              |
|----------------------|-----------------------|---------------|--------------|
| Guarantor:           | MAURICE,EUGENE GEORGE | DOB:          | 1/2/1949     |
| Address:             | 61 SHOCKLEY WAY       | Sex:          | Male         |
|                      | DALLAS, GA 30157-8973 | Home Phone:   | 678-398-9479 |
| Relation to Patient: | Self                  | Work Phone:   |              |
| Guarantor ID:        | 123805                | Mobile Phone: | 678-910-2298 |

### GUARANTOR EMPLOYER

|           |        |         |         |
|-----------|--------|---------|---------|
| Employer: | Phone: | Status: | RETIRED |
|-----------|--------|---------|---------|

## COVERAGE

| PRIMARY INSURANCE   |                       |                          |                        |                    |  |
|---------------------|-----------------------|--------------------------|------------------------|--------------------|--|
| Payor:              | COVENTRY ADVANTRA M*  | Plan:                    | COVENTRY ADVANTRA /PPO |                    |  |
| Group Number:       | 4916004101            | Insurance Type:          | INDEMNITY              |                    |  |
| Subscriber Name:    | MAURICE,EUGENE GEOR*  | Subscriber DOB:          | 01/02/1949             |                    |  |
| Coverage            | P O BOX 7156          | Subscriber ID:           | 80459609601            |                    |  |
|                     | LONDON, KY 40742-7156 | Pat. Rel. to Subscriber: | Self                   |                    |  |
| Phone:              | (866)613-4977         | Co-In:                   | Deductible:            | Out of Pocket Max: |  |
| SECONDARY INSURANCE |                       |                          |                        |                    |  |
| Payor:              |                       | Plan:                    | N/A                    |                    |  |
| Group Number:       |                       | Insurance Type:          |                        |                    |  |
| Subscriber Name:    |                       | Subscriber DOB:          |                        |                    |  |
| Coverage            |                       | Subscriber ID:           |                        |                    |  |
| Phone:              |                       | Pat. Rel. to Subscriber: |                        |                    |  |

Contact Serial#



April 9, 2020

Chart ID





WS Kennestone Hospital  
677 Church Street  
Marietta GA 30060-1101  
Inpatient Record

Maurice, Eugene George  
MRN: 561253820, DOB: 1/2/1949, Sex: M  
Adm: 6/17/2018, D/C: 6/21/2018

**Admission Information**

|                    |                     |                     |                    |                     |   |
|--------------------|---------------------|---------------------|--------------------|---------------------|---|
| Arrival Date/Time: | 06/17/2018 1436     | Admit Date/Time:    | 06/17/2018 1451    | IP Adm. Date/Time:  | 06/17/2018 1712                               |
| Admission Type:    | Emergency           | Point of Origin:    | Self Referral      | Admit Category:     |   |
| Means of Arrival:  | Car                 | Primary Service:    | Hospital Medicine  | Secondary Service:  | N/A   |
| Transfer Source:   |                     | Service Area:       | WS SERVICE AREA    | Unit:               | WellStar Kennestone Hospital (KH G5N SURGERY) |
| Admit Provider:    | Charu G Prakash, MD | Attending Provider: | Douglas E Krug, MD | Referring Provider: |   |

**Reason for Visit**

Shortness of Breath  
Fatigue

**Discharge Information**

| Discharge Date/Time | Discharge Disposition | Discharge Destination | Discharge Provider | Unit  |
|---------------------|-----------------------|-----------------------|--------------------|---|
| 06/21/2018 1351     | Home Or Self Care     | None                  | None               | WellStar Kennestone Hospital (KH G5N SURGERY) |

**Final Diagnoses (ICD-10-CM)**

| Code               | Description   | POA                       | CC  | HAC | Affects DRG |
|--------------------|---|---------------------------|-----|-----|-------------|
| K29.70 [Principal] | Gastritis, unspecified, without bleeding  | Yes                       | No  |     | Yes         |
| K72.00             | Acute and subacute hepatic failure without coma                                       | Yes                       | MCC |     | Yes         |
| I50.33             | Acute on chronic diastolic (congestive) heart failure                                 | Yes                       | MCC |     | No          |
| I48.92             | Unspecified atrial flutter  | Yes                       | CC  |     | No          |
| D62                | Acute posthemorrhagic anemia  | Yes                       | CC  |     | No          |
| N39.0              | Urinary tract infection, site not specified   | Yes                       | CC  |     | No          |
| N17.9              | Acute kidney failure, unspecified   | Yes                       | CC  |     | No          |
| E87.2              | Acidosis  | Yes                       | CC  |     | No          |
| J34.89             | Other specified disorders of nose and nasal sinuses                                   | Yes                       | No  |     | No          |
| I48.0              | Paroxysmal atrial fibrillation  | Yes                       | No  |     | No          |
| I25.10             | Atherosclerotic heart disease of native coronary artery without angina pectoris       | Yes                       | No  |     | No          |
| I11.0              | Hypertensive heart disease with heart failure   | Yes                       | No  |     | No          |
| E11.51             | Type 2 diabetes mellitus with diabetic peripheral angiopathy without gangrene         | Yes                       | No  |     | No          |
| E11.65             | Type 2 diabetes mellitus with hyperglycemia   | Yes                       | No  |     | No          |
| Z87.891            | Personal history of nicotine dependence   | Exempt from POA reporting | No  |     | No          |
| E78.5              | Hyperlipidemia, unspecified   | Yes                       | No  |     | No          |
| E66.9              | Obesity, unspecified  | Yes                       | No  |     | No          |
| Z68.36             | Body mass index (bmi) 36.0-36.9, adult  | Exempt from POA reporting | No  |     | No          |
| R00.1              | Bradycardia, unspecified  | Yes                       | No  |     | No          |
| Z95.1              | Presence of aortocoronary bypass graft  | Exempt from POA reporting | No  |     | No          |
| R79.89             | Other specified abnormal findings of blood chemistry                                  | Yes                       | No  |     | No          |
| R04.0              | Epistaxis   | Yes                       | No  |     | No          |
| Z85.46             | Personal history of malignant neoplasm of prostate                                    | Exempt from POA reporting | No  |     | No          |
| D69.6              | Thrombocytopenia, unspecified   | Yes                       | No  |     | No          |
| K29.80             | Duodenitis without bleeding   | Yes                       | No  |     | No          |
| Z82.49             | Family history of ischemic heart disease and other diseases of the circulatory system | Exempt from POA reporting | No  |     | No          |
| Z79.01             | Long term (current) use of anticoagulants   | Exempt from POA reporting | No  |     | No          |
| Z79.82             | Long term (current) use of aspirin  | Exempt from POA reporting | No  |     | No          |
| Z79.899            | Other long term (current) drug therapy  | Exempt from POA reporting | No  |     | No          |
| Z79.84             | Long term (current) use of oral hypoglycemic drugs                                    | Exempt from POA reporting | No  |     | No          |



WS Kennestone Hospital  
677 Church Street  
Marietta GA 30060-1101  
Inpatient Record

Maurice, Eugene George  
MRN: 561253820, DOB: 1/2/1949, Sex: M  
Adm: 6/17/2018, D/C: 6/21/2018

All Scans (continued)

Events

ED Arrival at 6/17/2018 1436

Unit: WellStar Kennestone Hospital (KH EMERGENCY)

Admission at 6/17/2018 1451

Unit: WellStar Kennestone Hospital (KH EMERGENCY) Room: 106 Bed: 106  
Patient class: Emergency Service: Emergency Medicine

ED Roomed at 6/17/2018 1451

Unit: WellStar Kennestone Hospital (KH EMERGENCY)

Patient Update at 6/17/2018 1712

Unit: WellStar Kennestone Hospital (KH EMERGENCY) Room: 106 Bed: 106  
Patient class: Inpatient Service: Hospital Medicine

Pt Class Change at 6/17/2018 1712

Unit: WellStar Kennestone Hospital (KH EMERGENCY) Room: 106 Bed: 106  
Patient class: Inpatient Service: Hospital Medicine

Patient Update at 6/17/2018 1719

Unit: WellStar Kennestone Hospital (KH EMERGENCY) Room: 106 Bed: 106  
Patient class: Inpatient Service: Emergency Medicine

Transfer In at 6/17/2018 2220

Unit: WellStar Kennestone Hospital (KH 3W IMCU) Room: G362 Bed: G362-01  
Patient class: Inpatient Service: Hospital Medicine

Admit from ED at 6/17/2018 2220

Unit: EMH Emergency Department Room: 106 Bed: 106  
Patient class: Inpatient Service: Hospital Medicine

Patient Update at 6/18/2018 0719

Unit: WellStar Kennestone Hospital (KH 3W IMCU) Room: G362 Bed: G362-01  
Patient class: Inpatient Service: Internal Medicine

Transfer Out at 6/19/2018 1104

Unit: WellStar Kennestone Hospital (KH 3W IMCU) Room: G362 Bed: G362-01  
Patient class: Inpatient Service: Internal Medicine

Transfer In at 6/19/2018 1104

Unit: WellStar Kennestone Hospital (KH GI LAB) Room: KH GI POOL Bed: KH GI POOL  
Patient class: Inpatient Service: Internal Medicine

Surgery at 6/19/2018 1257

Unit: KH GI/BRONCH Room: KH GI 05  
Patient class: Inpatient Service: Gastroenterology

Transfer Out at 6/19/2018 1410

Unit: WellStar Kennestone Hospital (KH GI LAB) Room: KH GI POOL Bed: KH GI POOL  
Patient class: Inpatient Service: Internal Medicine

Transfer In at 6/19/2018 1410

Unit: WellStar Kennestone Hospital (KH 3W IMCU) Room: G351 Bed: G351-01  
Patient class: Inpatient Service: Internal Medicine

Patient Update at 6/20/2018 1029

Unit: WellStar Kennestone Hospital (KH 3W IMCU) Room: G351 Bed: G351-01  
Patient class: Inpatient Service: Hospital Medicine



WS Kennestone Hospital  
677 Church Street  
Marietta GA 30060-1101  
Inpatient Record

Maurice, Eugene George  
MRN: 561253820, DOB: 1/2/1949, Sex: M  
Adm: 6/17/2018, D/C: 6/21/2018

**All Scans (continued)**

**Events (continued)**

**Transfer Out at 6/20/2018 1347**

Unit: WellStar Kennestone Hospital (KH 3W IMCU) Room: G351 Bed: G351-01  
Patient class: Inpatient Service: Hospital Medicine

**Transfer In at 6/20/2018 1347**

Unit: WellStar Kennestone Hospital (KH G5N SURGERY) Room: G544 Bed: G544-01  
Patient class: Inpatient Service: Hospital Medicine

**Discharge at 6/21/2018 1351**

Unit: WellStar Kennestone Hospital (KH G5N SURGERY) Room: G544 Bed: G544-01  
Patient class: Inpatient Service: Hospital Medicine

**Allergies as of 6/21/2018**

Reviewed on 6/19/2018

Not on File

**Immunizations as of 6/21/2018**

Immunizations never marked as reviewed

**Annual Influenza**

Administered on: 9/26/2016 0000 Site: Left deltoid Route: Intramuscular  
Lot number: UI700AA

**INFLUENZA HD, 65 YEARS AND ABOVE**

Administered by: Jade Westover, LPN Administered on: 9/26/2016 Dose: 0.5 mL  
Site: Left deltoid Route: Intramuscular NDC: 49281-399-88  
CVX code: 135 VIS date: 8/7/2015  
Manufacturer: Sanofi Pasteur Lot number: UI700AA

**Questionnaire**

| Question                                      | Answer |
|---|--------|
| Have you ever had a serious reaction to eggs? | NO     |
| Have you ever had Guillain Barre Syndrome?    | No     |

**INFLUENZA HD, 65 YEARS AND ABOVE**

Administered by: Tina M Allen, MA Administered on: 9/28/2017 Dose: 0.5 mL  
Site: Left deltoid Route: Intramuscular NDC: 49281-401-88  
CVX code: 135 VIS date: 09/28/2017  
Manufacturer: Sanofi Pasteur Lot number: UI842AB

**Questionnaire**

| Question                                      | Answer |
|---|--------|
| Have you ever had a serious reaction to eggs? | NO     |
| Have you ever had Guillain Barre Syndrome?    | No     |

**Influenza - Unspecified**

Administered on: 9/26/2016 0000 Site: Left deltoid Route: Intramuscular  
CVX code: 88  
Lot number: UI700AA

**Pneumococcal Conjugate 13-Valent**

Administered by: Mary S Wray, MA Administered on: 3/16/2016 Dose: 0.5 mL  
Site: Left deltoid Route: Intramuscular NDC: 0005-1971-01  
CVX code: 133 VIS date: 031616  
Manufacturer: Wyeth-Ayerst Lot number: M51193

**Medical as of 6/21/2018**

**Past Medical History**





WS Kennestone Hospital  
677 Church Street  
Marietta GA 30060-1101  
Inpatient Record

Maurice, Eugene George  
MRN: 561253820, DOB: 1/2/1949, Sex: M  
Adm: 6/17/2018, D/C: 6/21/2018

**All Scans (continued)**

**Medical as of 6/21/2018 (continued)**

| Diagnosis  | Date      | Comments                         | Source   |
|--|-----------|----------------------------------|----------|
| AKI (acute kidney injury) (HCC) [N17.9]  | —         | —                                | Provider |
| CAD (coronary artery disease) [I25.10]   | —         | —                                | Provider |
| Cancer of prostate with low recurrence risk (stage T1-2a and Gleason < 7 and PSA < 10) (HCC) [C61] | 1/30/2018 | —                                | Provider |
| Coronary atherosclerosis of native coronary artery [I25.10]  | —         | —                                | Provider |
| Diabetes mellitus (HCC) [E11.9]  | —         | —                                | Provider |
| Essential hypertension, benign [I10]   | —         | —                                | Provider |
| Family history of ischemic heart disease [Z82.49]  | —         | —                                | Provider |
| Hyperlipidemia [E78.5]   | —         | —                                | Provider |
| Hypertension [I10]   | —         | —                                | Provider |
| Infectious viral hepatitis [B15.9]   | —         | as teen/cannont recall what type | Provider |
| Obesity [E66.9]  | —         | —                                | Provider |
| Other and unspecified hyperlipidemia [E78.5]   | —         | —                                | Provider |
| Other symptoms involving cardiovascular system [R09.89]  | —         | —                                | Provider |
| PVD (peripheral vascular disease) (HCC) [I73.9]  | —         | —                                | Provider |

**Pertinent Negatives**

| Diagnosis                            | Date Noted | Comments | Source   |
|--------------------------------------|------------|----------|----------|
| Abnormal ECG [R94.31]                | 04/07/2014 | —        | Provider |
| Aneurysm (HCC) [I72.9]               | 04/07/2014 | —        | Provider |
| Arrhythmia [I49.9]                   | 04/07/2014 | —        | Provider |
| Asthma [J45.909]                     | 04/07/2014 | —        | Provider |
| Clotting disorder (HCC) [D68.9]      | 04/07/2014 | —        | Provider |
| Congenital heart disease [Q24.9]     | 04/07/2014 | —        | Provider |
| Deep vein thrombosis (HCC) [I82.409] | 04/07/2014 | —        | Provider |
| Heart failure (HCC) [I50.9]          | 04/07/2014 | —        | Provider |
| Heart murmur [R01.1]                 | 04/07/2014 | —        | Provider |
| Mitral valve prolapse [I34.1]        | 04/07/2014 | —        | Provider |
| Myocardial infarction [I21.9]        | 04/07/2014 | —        | Provider |
| Pulmonary embolism (HCC) [I26.99]    | 04/07/2014 | —        | Provider |
| Sleep apnea [G47.30]                 | 04/07/2014 | —        | Provider |
| Stroke (HCC) [I63.9]                 | 04/07/2014 | —        | Provider |
| Valvular disease [I38]               | 04/07/2014 | —        | Provider |

**ED Records**

**ED Arrival Information**

| Expected | Arrival         | Acuity     | Means of Arrival | Escorted By | Service           | Admission Type |
|----------|-----------------|------------|------------------|-------------|-------------------|----------------|
| -        | 6/17/2018 14:36 | 2-Emergent | Car              | Self        | Hospital Medicine | Emergency      |

**Arrival Complaint**

SHORTNESS OF BREATH

**Chief Complaint**

| Complaint           | Comment | Last Edited By    | Time              | Relationship | ED Provider |
|---------------------|---------|-------------------|-------------------|--------------|-------------|
| Shortness of Breath |         | Naomi Shelton, RN | 6/17/2018 2:36 PM | None         | No          |
| Fatigue             |         | Naomi Shelton, RN | 6/17/2018 2:36 PM | None         | No          |

**ED Disposition**

| ED Disposition | Condition | Comment  |
|----------------|-----------|--|
| Admit          | Serious   | Eugene G Maurice should be admitted to the hospital. |

**ED Events**





**ED Records (continued)**

**ED Events (continued)**

| Date/Time     | Event                 | User                 | Comments |
|---------------|-----------------------|----------------------|----------|
| 06/17/18 1436 | Patient arrived in ED | SHELTON, NAOMI       |          |
| 06/17/18 1451 | Patient roomed in ED  | KOFFANA, JOSEPHINE K |          |
| 06/17/18 2220 | Patient admitted      | MANJARRES, DIANA     |          |

**ED Provider Notes - ED Notes**

**ED Provider Notes by Douglas E Krug, MD at 6/17/2018 3:06 PM**

|  |                                    |                        |
|--|------------------------------------|------------------------|
| Author: Douglas E Krug, MD   | Service: —                         | Author Type: Physician |
| Filed: 6/22/2018 9:02 AM   | Date of Service: 6/17/2018 3:06 PM | Status: Signed         |
| Editor: Douglas E Krug, MD (Physician)                             |                                    |                        |
| Procedure Orders   |                                    |                        |
| 1. EKG, ED Documentation [750930077] ordered by Douglas E Krug, MD |                                    |                        |
| 2. CRITICAL CARE [751503324] ordered by Douglas E Krug, MD         |                                    |                        |

**History**

**Chief Complaint**

**Shortness of Breath; Fatigue**

Patient has experienced progressive dyspnea over the past 2 months with significant exacerbation over past 2 weeks. There has been significant decreased exercise tolerance. Minimal nonproductive cough and congestion. No frank chest pain. No fever or chills, nausea or vomiting. No abdominal pain. Denies recent change in bowel habits.

History provided by: patient and spouse. No language interpreter was used. Nursing note reviewed and I agree with the documentation of the past medical, past surgical, social, and family histories. Vitals reviewed. The primary symptoms include nausea. Primary symptoms do not include headaches or vomiting. Additional symptoms include shortness of breath. This is a recurrent problem. The current episode started more than 1 week ago. The onset was gradual. The problem has not changed since onset. Severity at onset was moderate. The severity now is moderate. Associated symptoms include leg swelling. Pertinent negatives include no headaches, no neck pain, no vomiting and no abdominal pain.

**Past Medical History:**

| Diagnosis  | Date      |
|--|-----------|
| • AKI (acute kidney injury) (HCC)  |           |
| • CAD (coronary artery disease)  |           |
| • Cancer of prostate with low recurrence risk (stage T1-2a and Gleason < 7 and PSA < 10) (HCC) | 1/30/2018 |
| • Coronary atherosclerosis of native coronary artery   |           |
| • Diabetes mellitus (HCC)  |           |
| • Essential hypertension, benign   |           |
| • Family history of ischemic heart disease   |           |
| • Hyperlipidemia   |           |
| • Hypertension   |           |
| • Infectious viral hepatitis   |           |



WS Kennestone Hospital  
 677 Church Street  
 Marietta GA 30060-1101  
 Inpatient Record

Maurice, Eugene George  
 MRN: 561253820, DOB: 1/2/1949, Sex: M  
 Adm: 6/17/2018, D/C: 6/21/2018

**ED Provider Notes - ED Notes (continued)**

**ED Provider Notes by Douglas E Krug, MD at 6/17/2018 3:06 PM (continued)**

as teen/cannont recall what type

- Obesity
- Other and unspecified hyperlipidemia
- Other symptoms involving cardiovascular system
- PVD (peripheral vascular disease) (HCC)

**Past Surgical History:**

| Procedure  | Laterality | Date      |
|--|------------|-----------|
| • APPENDECTOMY   |            |           |
| • CAROTID ENDARTERECTOMY   |            |           |
| x2   |            |           |
| • COLONOSCOPY  |            |           |
| as of 9/2014 has not had this  |            |           |
| • CORONARY ARTERY BYPASS GRAFT   |            | 1992      |
| X6   |            |           |
| • CORONARY STENT PLACEMENT   |            | 2014      |
| sheikh   |            |           |
| • EGD  | N/A        | 6/19/2018 |
| Procedure: GI-EGD (LVL5) WI BX; Surgeon: Sohail Asfandiyar, MD; Location: KH GIBRONCH; Service: Gastroenterology; Laterality: N/A; |            |           |
| • shingles   |            | 9/2015    |

**Family History**

| Problem                   | Relation | Age of Onset |
|---------------------------|----------|--------------|
| • Coronary artery disease | Mother   |              |
| • Other                   | Mother   |              |
| MI                        |          |              |
| • Other                   | Brother  |              |
| MI                        |          |              |
| • Anemia                  | Neg Hx   |              |
| • Arrhythmia              | Neg Hx   |              |
| • Asthma                  | Neg Hx   |              |
| • Clotting disorder       | Neg Hx   |              |
| • Fainting                | Neg Hx   |              |
| • Heart attack            | Neg Hx   |              |
| • Heart disease           | Neg Hx   |              |
| • Heart failure           | Neg Hx   |              |
| • Hyperlipidemia          | Neg Hx   |              |
| • Hypertension            | Neg Hx   |              |
| • Stroke                  | Neg Hx   |              |

**Social History**

| Social History        |         |
|-----------------------|---------|
| • Marital status:     | Married |
| Spouse name:          | N/A     |
| • Number of children: | N/A     |

ED Provider Notes - ED Notes (continued)

ED Provider Notes by Douglas E Krug, MD at 6/17/2018 3:06 PM (continued)

- Years of education: N/A

Social History Main Topics

- Smoking status: Former Smoker
  - Packs/day: 1.00
  - Years: 25.00
  - Types: Cigarettes
  - Quit date: 4/7/1992
- Smokeless tobacco: Never Used
- Alcohol use: 2.4 oz/week
  - 2 Glasses of wine, 2 Shots of liquor per week
  - Comment: rarely
- Drug use: No
- Sexual activity: Yes
  - Partners: Female
  - Birth control/ protection: None

Other Topics

Concern

- None

Social History Narrative

- None

Allergies: Patient has no allergy information on record.

Prior to Admission medications

| Medication  | Sig   |
|---|---|
| apixaban (ELIQUIS) 5 mg tablet                    | Take 1 tablet (5 mg total) by mouth 2 (two) times a day   |
| atorvastatin (LIPITOR) 80 MG tablet               | Take 1 tablet (80 mg total) by mouth nightly  |
| cyanocobalamin, vitamin B-12, (VITAMIN B12 ORAL)  | Take 1 tablet by mouth daily  |
| isosorbide mononitrate (IMDUR) 30 MG 24 hr tablet | Take 2 tablets (60 mg total) by mouth 2 (two) times a day   |
| metFORMIN (GLUCOPHAGE) 500 MG tablet              | 2 tablets po in am and 2 in pm  |
| blood sugar diagnostic (GLUCOSE BLOOD) strip      | cvs true test blood glucose strip; test blood sugar ac breakfast and then once more daily as needed.. |
| blood sugar diagnostic strip                      | True metrix - test blood sugar ac breakfast and then once more daily as needed.. Dx E11.9             |
| ferrous sulfate 324 mg (65 mg iron) TbEC          | Take 1 tablet (324 mg total) by mouth 2 (two) times a day with meals                                  |
| furosemide (LASIX) 20 MG tablet                   | Take 1 tablet (20 mg total) by mouth every  |

**ED Provider Notes - ED Notes (continued)**

**ED Provider Notes by Douglas E Krug, MD at 6/17/2018 3:06 PM (continued)**

|  |   |
|--|---|
| nitroglycerin (NITROSTAT) 0.4 MG SL tablet | other day<br>Place 1 tablet (0.4 mg total) under the tongue every 5 (five) minutes as needed for chest pain<br>Patient not taking:<br>Reported on 6/12/2018 |
| oxymetazoline (AFRIN) 0.05 % nasal spray   | 2 sprays by Nasal route 2 (two) times a day as needed (nose bleed)  |
| pantoprazole (PROTONIX) 40 MG EC tablet    | Take 1 tablet (40 mg total) by mouth 2 (two) times a day before meals   |
| sotalol (BETAPACE) 80 MG tablet            | Take 0.5 tablets (40 mg total) by mouth 2 (two) times a day   |

**Review of Systems**

Constitutional: Positive for fatigue.

HENT: Positive for congestion and nosebleeds.

Respiratory: Positive for shortness of breath.

Cardiovascular: Positive for leg swelling.

Gastrointestinal: Positive for nausea. Negative for abdominal pain, blood in stool and vomiting.

Endocrine: Negative.

Genitourinary: Negative for difficulty urinating.

Musculoskeletal: Negative for back pain and neck pain.

Skin: Positive for pallor.

Neurological: Positive for light-headedness. Negative for headaches.

**Physical Exam**

**Visit Vitals**

|       |                          |
|-------|--------------------------|
| BP    | 123/59                   |
| Pulse | 60                       |
| Temp  | 98.5 °F (36.9 °C) (Oral) |
| Resp  | 18                       |
| Ht    | 67" (1.702 m)            |
| Wt    | 104.9 kg (231 lb 4.2 oz) |
| SpO2  | 96%                      |
| BMI   | 36.22 kg/m <sup>2</sup>  |

**Physical Exam**

Nursing note reviewed and I agree with the documentation of the past medical, past surgical, social, and family histories. Vitals reviewed.

Constitutional: He is oriented to person, place, and time. He appears well-developed and well-nourished. No distress.

HENT:





WS Kennestone Hospital  
 677 Church Street  
 Marietta GA 30060-1101  
 Inpatient Record

Maurice, Eugene George  
 MRN: 561253820, DOB: 1/2/1949, Sex: M  
 Adm: 6/17/2018, D/C: 6/21/2018

**ED Provider Notes - ED Notes (continued)**

**ED Provider Notes by Douglas E Krug, MD at 6/17/2018 3:06 PM (continued)**

Head: Normocephalic and atraumatic.  
 Eyes: Conjunctivae and EOM are normal. Pupils are equal, round, and reactive to light.  
 Neck: Normal range of motion. Neck supple.  
 Cardiovascular: Normal rate and normal heart sounds.  
 Pulmonary/Chest: Effort normal and breath sounds normal.  
 Abdominal: Soft. Bowel sounds are normal.  
 Musculoskeletal: Normal range of motion.  
     Right lower leg: He exhibits swelling and edema.  
     Left lower leg: He exhibits swelling and edema.  
 Neurological: He is alert and oriented to person, place, and time.  
 Skin: Skin is warm and dry. There is pallor.  
 Psychiatric: He has a normal mood and affect.

**Lab Results:**

Results for orders placed or performed during the hospital encounter of 06/17/18

**Blood culture**

| Result          | Value                                | Ref Range |
|-----------------|--------------------------------------|-----------|
| SOURCE          | BLOOD                                |           |
| SPECIAL REQUEST | NONE                                 |           |
| Culture         | NO GROWTH OF BACTERIA OR YEAST DAY 5 |           |

**Blood culture**

| Result          | Value                                | Ref Range |
|-----------------|--------------------------------------|-----------|
| SOURCE          | BLOOD                                |           |
| SPECIAL REQUEST | NONE                                 |           |
| Culture         | NO GROWTH OF BACTERIA OR YEAST DAY 5 |           |

**Urine Culture, clean catch**

| Result          | Value                      | Ref Range |
|-----------------|----------------------------|-----------|
| SOURCE          | URINE, CLEAN CATCH         |           |
| SPECIAL REQUEST | NONE                       |           |
| Culture         | NO GROWTH LESS THAN 24 HRS |           |

**Urine culture**

| Result          | Value              | Ref Range |
|-----------------|--------------------|-----------|
| SOURCE          | URINE, CLEAN CATCH |           |
| SPECIAL REQUEST | NONE               |           |
| Culture         | NO GROWTH          |           |

**CBC W/ Diff**

| Result     | Value    | Ref Range           |
|------------|----------|---------------------|
| WBC COUNT  | 12.3 (H) | 3.5 - 10.5 10E9/L   |
| RBC Count  | 2.31 (L) | 4.32 - 5.72 10E12/L |
| HGB        | 5.6 (LL) | 13.5 - 17.5 g/dL    |
| Hematocrit | 19 (LL)  | 39 - 50 %           |
| MCV        | 82       | 81 - 95 fL          |
| MCH        | 24 (L)   | 26 - 34 pg          |
| MCHC       | 30 (L)   | 32 - 36 g/dL        |





WS Kennestone Hospital  
 677 Church Street  
 Marietta GA 30060-1101  
 Inpatient Record

Maurice, Eugene George  
 MRN: 561253820, DOB: 1/2/1949, Sex: M  
 Adm: 6/17/2018, D/C: 6/21/2018

**ED Provider Notes - ED Notes (continued)**

**ED Provider Notes by Douglas E Krug, MD at 6/17/2018 3:06 PM (continued)**

|  |            |                                    |
|--|------------|------------------------------------|
| RDW  | 19.5 (H)   | 11.8 - 15.6 %                      |
| PLATELET   | 97 (L)     | 150 - 450 10E9/L                   |
| MPV  | 10.7       | 9.4 - 12.4 fL                      |
| % NEUTROPHILS  | 66         | %                                  |
| % Lymphs   | 12         | %                                  |
| % Monos  | 20         | %                                  |
| % EOS  | 1          | %                                  |
| % BASOS  | 1          | %                                  |
| Absolute Neutrophils   | 8.1 (H)    | 1.7 - 7.0 10E9/L                   |
| Absolute Lymphs  | 1.5        | 1.5 - 4.0 10E9/L                   |
| Absolute Monos   | 2.5 (H)    | 0.3 - 0.9 10E9/L                   |
| Absolute EOS   | 0.1        | 0.1 - 0.5 10E9/L                   |
| Absolute Baso  | 0.1        | 0.0 - 0.3 10E9/L                   |
| PLATELET ESTIMATE  | DECREASED  |                                    |
| ANISOCYTOSIS   | 2+         |                                    |
| HYPOCHROMIA  | 3+         |                                    |
| POIKILOCYTOSIS   | 2+         |                                    |
| <b>Partial Thromboplastin Time (PTT)</b>   |            |                                    |
| Result   | Value      | Ref Range                          |
| PTT  | 30         | 25 - 38 SEC                        |
| <b>Prothrombin Time-INR</b>  |            |                                    |
| Result   | Value      | Ref Range                          |
| PT   | 46.0 (H)   | 9.3 - 12.5 SEC                     |
| INR  | 4.07 (HH)  | 0.85 - 1.15 RATIO                  |
| <b>Urinalysis, Automated</b>   |            |                                    |
| Result   | Value      | Ref Range                          |
| URINE COLOR  | YELLOW     | YELLOW                             |
| URINE APPEARANCE   | CLOUDY (A) | CLEAR                              |
| URINE SPEC GRAVITY   | 1.005      | 1.001 - 1.040                      |
| Urine pH   | 5.0        | 5.0 - 8.0                          |
| Urine Protein  | 2+ (A)     | NEGATIVE                           |
| URINE GLUCOSE,Iris   | NEGATIVE   | NEGATIVE                           |
| URINE KETONES  | NEGATIVE   | NEGATIVE                           |
| URINE BILIRUBIN  | NEGATIVE   | NEGATIVE                           |
| URINE BLOOD  | 1+ (A)     | NEGATIVE                           |
| URINE NITRITES   | NEGATIVE   | NEGATIVE                           |
| URINE LEUK ESTERASE  | TRACE (A)  | NEGATIVE                           |
| URINE PRESERVATIVE   | NO         |                                    |
| URINE RBC  | 9 (H)      | 0 - 1 /HPF                         |
| URINE WBC  | 29 (H)     | 0 - 5 /HPF                         |
| URINE BACTERIA   | RARE (A)   | NONE SEEN                          |
| AMORPHOUS CRYSTALS   | RARE (A)   | REFERENCE RANGE<br>NOT ESTABLISHED |
| URINE SQUAMOUS EPI CELLS   | 3          | 0 - 3 /HPF                         |
| HYALINE CASTS  | 1          | 0 - 1 /LPF                         |
| <b>Magnesium, Bld</b>  |            |                                    |
| Result   | Value      | Ref Range                          |
| Magnesium  | 2.3        | 1.6 - 2.6 mg/dL                    |
| Lactic Acid, plasma 2 hours apart x 3. If initial lactic acid is <2.0 may cancel additional lactic acid orders after consult with ED physician |            |                                    |



WS Kennestone Hospital  
677 Church Street  
Marietta GA 30060-1101  
Inpatient Record

Maurice, Eugene George  
MRN: 561253820, DOB: 1/2/1949, Sex: M  
Adm: 6/17/2018, D/C: 6/21/2018

**ED Provider Notes - ED Notes (continued)**

**ED Provider Notes by Douglas E Krug, MD at 6/17/2018 3:06 PM (continued)**

| Result   | Value      | Ref Range          |
|--|------------|--------------------|
| LACTIC ACID  | 8.3 (HH)   | 0.5 - 2.2 mmol/L   |
| Lactic Acid, plasma 2 hours apart x 3. If initial lactic acid is <2.0 may cancel additional lactic acid orders after consult with ED physician |            |                    |
| LACTIC ACID  | 6.8 (HH)   | 0.5 - 2.2 mmol/L   |
| Lactic Acid, plasma 2 hours apart x 3. If initial lactic acid is <2.0 may cancel additional lactic acid orders after consult with ED physician |            |                    |
| LACTIC ACID  | 5.5 (HH)   | 0.5 - 2.2 mmol/L   |
| Comprehensive metabolic panel  |            |                    |
| Sodium,S   | 139        | 136 - 145 mmol/L   |
| Potassium  | 4.0        | 3.5 - 5.1 mmol/L   |
| Chloride   | 99         | 98 - 107 mmol/L    |
| Co2  | 21 (L)     | 22 - 29 mmol/L     |
| Glucose  | 116 (H)    | 70 - 99 mg/dL      |
| BUN  | 58 (H)     | 8 - 23 mg/dL       |
| CREATININE,S   | 1.98 (H)   | 0.7 - 1.2 mg/dL    |
| PROTEIN,TOTAL  | 5.9 (L)    | 6.4 - 8.3 g/dL     |
| ALBUMIN,S  | 3.2 (L)    | 3.5 - 5.2 g/dL     |
| CALCIUM,TOTAL  | 8.1 (L)    | 8.8 - 10.2 mg/dL   |
| BILIRUBIN, TOTAL   | 1.4 (H)    | 0.0 - 1.2 mg/dL    |
| ALKALINE PHOS  | 137 (H)    | 40 - 129 IU/L      |
| AST (SGOT)   | 723 (H)    | 0 - 40 IU/L        |
| ALT (SGPT)   | 1,072 (H)  | 0 - 41 IU/L        |
| GLOBULIN   | 2.7        | 2.4 - 4.0 g/dL     |
| ANION GAP  | 23 (H)     | 12 - 20            |
| GFR Non-Afric Amer   | 34 (L)     | >59 ml/min/1.73 m2 |
| GFR AFRICAN AMER   | 41 (L)     | >59 ml/min/1.73 m2 |
| Lipid panel  |            |                    |
| CHOLESTEROL,TOTAL  | 57         | <200 mg/dL         |
| Triglycerides  | 77         | <150 mg/dL         |
| HDL CHOLESTEROL  | 13 (L)     | >39 mg/dL          |
| LDL  | 29         | <100 mg/dl         |
| CHOLE/HDL RATIO  | 4.4        | 0.0 - 5.5 Ratio    |
| NON-HDL CHOLESTEROL  | 44         | <130 mg/dL         |
| Vitamin B12  |            |                    |
| Vitamin B12  | >2,000 (H) | 232 - 1,245 pg/mL  |
| Folate   |            |                    |
| Folate   | 17.6       | 4.8 - 24.2 ng/mL   |
| Hemoglobin A1c   |            |                    |
| HEMOGLOBIN A1C   | 6.0 (H)    | 4.8 - 5.6 %        |
| Estimated Average Glucose  | 126 (H)    | <115 mg/dL         |
| Magnesium  |            |                    |
| Magnesium  | 2.1        | 1.6 - 2.6 mg/dL    |

CK



WS Kennestone Hospital  
 677 Church Street  
 Marietta GA 30060-1101  
 Inpatient Record

Maurice, Eugene George  
 MRN: 561253820, DOB: 1/2/1949, Sex: M  
 Adm: 6/17/2018, D/C: 6/21/2018

**ED Provider Notes - ED Notes (continued)**

**ED Provider Notes by Douglas E Krug, MD at 6/17/2018 3:06 PM (continued)**

| Result               | Value     | Ref Range                                      |
|----------------------|-----------|--|
| CK                   | 192       | 39 - 308 IU/L                                  |
| CK                   |           |  |
| Result               | Value     | Ref Range                                      |
| CK                   | 186       | 39 - 308 IU/L                                  |
| CKMB                 |           |  |
| Result               | Value     | Ref Range                                      |
| CK-MB (QUANT)        | 2.7       | 0 - 10.4 ng/mL                                 |
| CKMB                 |           |  |
| Result               | Value     | Ref Range                                      |
| CK-MB (QUANT)        | 2.6       | 0 - 10.4 ng/mL                                 |
| Troponin T           |           |  |
| Result               | Value     | Ref Range                                      |
| Troponin T           | 0.05 (HH) | <0.03 ng/mL                                    |
| Troponin T           |           |  |
| Result               | Value     | Ref Range                                      |
| Troponin T           | 0.05 (HH) | <0.03 ng/mL                                    |
| CBC and differential |           |  |
| Result               | Value     | Ref Range                                      |
| WBC COUNT            | 10.0      | 3.5 - 10.5 10E9/L                              |
| RBC Count            | 2.55 (L)  | 4.32 - 5.72 10E12/L                            |
| HGB                  | 6.3 (L)   | 13.5 - 17.5 g/dL                               |
| Hematocrit           | 21 (L)    | 39 - 50 %                                      |
| MCV                  | 81        | 81 - 95 fL                                     |
| MCH                  | 25 (L)    | 26 - 34 pg                                     |
| MCHC                 | 31 (L)    | 32 - 36 g/dL                                   |
| RDW                  | 18.0 (H)  | 11.8 - 15.6 %                                  |
| PLATELET             | 64 (L)    | 150 - 450 10E9/L                               |
| MPV                  | 10.2      | 9.4 - 12.4 fL                                  |
| % NEUTROPHILS        | 73        | %  |
| % Lymphs             | 5         | %  |
| % Monos              | 14        | %  |
| % EOS                | 3         | %  |
| % BASOS              | 1         | %  |
| % BANDS              | 4         | 0 - 10 %                                       |
| Absolute Neutrophils | 7.7 (H)   | 1.7 - 7.0 10E9/L                               |
| Absolute Lymphs      | 0.5 (L)   | 1.5 - 4.0 10E9/L                               |
| Absolute Monos       | 1.4 (H)   | 0.3 - 0.9 10E9/L                               |
| Absolute EOS         | 0.3       | 0.1 - 0.5 10E9/L                               |
| Absolute Baso        | 0.1       | 0.0 - 0.3 10E9/L                               |
| NRBCS                | 2 (A)     | REFERENCE RANGE<br>NOT ESTABLISHED /100<br>WBC |
| PLATELET ESTIMATE    | DECREASED |  |
| ANISOCYTOSIS         | 2+        |  |
| HYPOCHROMIA          | 1+        |  |
| MICROCYTOSIS         | 2+        |  |
| POIKILOCYTOSIS       | 1+        |  |
| POLYCHROMASIA        | 1+        |  |
| GIANT PLATELETS      | PRESENT   |  |

Prottime-INR



WS Kennestone Hospital  
 677 Church Street  
 Marietta GA 30060-1101  
 Inpatient Record

Maurice, Eugene George  
 MRN: 561253820, DOB: 1/2/1949, Sex: M  
 Adm: 6/17/2018, D/C: 6/21/2018

**ED Provider Notes - ED Notes (continued)**

**ED Provider Notes by Douglas E Krug, MD at 6/17/2018 3:06 PM (continued)**

| Result                                  | Value     | Ref Range           |
|---|-----------|---------------------|
| PT                                      | 34.6 (H)  | 9.3 - 12.5 SEC      |
| INR                                     | 3.06 (HH) | 0.85 - 1.15 RATIO   |
| <b>Hemoglobin A1C</b>                   |           |                     |
| Result                                  | Value     | Ref Range           |
| HEMOGLOBIN A1C                          | 5.5       | 4.8 - 5.6 %         |
| Estimated Average Glucose               | 111       | <115 mg/dL          |
| <b>Lactic Acid</b>                      |           |                     |
| Result                                  | Value     | Ref Range           |
| LACTIC ACID                             | 2.8 (H)   | 0.5 - 2.2 mmol/L    |
| <b>TSH</b>                              |           |                     |
| Result                                  | Value     | Ref Range           |
| Tsh                                     | 2.67      | 0.27 - 4.20 uIU/mL  |
| <b>CK</b>                               |           |                     |
| Result                                  | Value     | Ref Range           |
| CK                                      | 196       | 39 - 308 IU/L       |
| <b>CKMB</b>                             |           |                     |
| Result                                  | Value     | Ref Range           |
| CK-MB (QUANT)                           | 2.7       | 0 - 10.4 ng/mL      |
| <b>Troponin T</b>                       |           |                     |
| Result                                  | Value     | Ref Range           |
| Troponin T                              | 0.05 (HH) | <0.03 ng/mL         |
| <b>Hemoglobin and hematocrit, blood</b> |           |                     |
| Result                                  | Value     | Ref Range           |
| HGB                                     | 7.6 (L)   | 13.5 - 17.5 g/dL    |
| Hematocrit                              | 25 (L)    | 39 - 50 %           |
| <b>MAGNSIUM, BLD</b>                    |           |                     |
| Result                                  | Value     | Ref Range           |
| Magnesium                               | 2.3       | 1.6 - 2.6 mg/dL     |
| <b>ProBNP N Terminal</b>                |           |                     |
| Result                                  | Value     | Ref Range           |
| ProBNP N Terminal                       | 3,440 (H) | 0 - 300 pg/mL       |
| <b>CBC Without Differential</b>         |           |                     |
| Result                                  | Value     | Ref Range           |
| WBC COUNT                               | 11.5 (H)  | 3.5 - 10.5 10E9/L   |
| RBC Count                               | 3.03 (L)  | 4.32 - 5.72 10E12/L |
| HGB                                     | 7.6 (L)   | 13.5 - 17.5 g/dL    |
| Hematocrit                              | 24 (L)    | 39 - 50 %           |
| MCV                                     | 81        | 81 - 95 fL          |
| MCH                                     | 25 (L)    | 26 - 34 pg          |
| MCHC                                    | 31 (L)    | 32 - 36 g/dL        |
| RDW                                     | 18.3 (H)  | 11.8 - 15.6 %       |
| PLATELET                                | 67 (L)    | 150 - 450 10E9/L    |
| MPV                                     | 10.7      | 9.4 - 12.4 fL       |
| <b>Comprehensive Metabolic Panel</b>    |           |                     |
| Result                                  | Value     | Ref Range           |
| Sodium,S                                | 139       | 136 - 145 mmol/L    |
| Potassium                               | 3.7       | 3.5 - 5.1 mmol/L    |
| Chloride                                | 102       | 98 - 107 mmol/L     |
| Co2                                     | 20 (L)    | 22 - 29 mmol/L      |
| Glucose                                 | 116 (H)   | 70 - 99 mg/dL       |
| BUN                                     | 47 (H)    | 8 - 23 mg/dL        |
| CREATININE,S                            | 1.84 (H)  | 0.7 - 1.2 mg/dL     |



ED Provider Notes - ED Notes (continued)

ED Provider Notes by Douglas E Krug, MD at 6/17/2018 3:06 PM (continued)

|                    |         |                    |
|--------------------|---------|--------------------|
| PROTEIN,TOTAL      | 5.9 (L) | 6.4 - 8.3 g/dL     |
| ALBUMIN,S          | 2.9 (L) | 3.5 - 5.2 g/dL     |
| CALCIUM,TOTAL      | 8.0 (L) | 8.8 - 10.2 mg/dL   |
| BILIRUBIN, TOTAL   | 1.4 (H) | 0.0 - 1.2 mg/dL    |
| ALKALINE PHOS      | 127     | 40 - 129 IU/L      |
| AST (SGOT)         | 406 (H) | 0 - 40 IU/L        |
| ALT (SGPT)         | 830 (H) | 0 - 41 IU/L        |
| GLOBULIN           | 3.0     | 2.4 - 4.0 g/dL     |
| ANION GAP          | 21 (H)  | 12 - 20            |
| GFR Non-Afric Amer | 37 (L)  | >59 ml/min/1.73 m2 |
| GFR AFRICAN AMER   | 44 (L)  | >59 ml/min/1.73 m2 |

Acute Hepatitis Profile

| Result                     | Value        | Ref Range    |
|----------------------------|--------------|--------------|
| HEPATITIS A (IGM) AB       | NON-REACTIVE | NON-REACTIVE |
| HEP B SURFACE AG WITH CONF | NON-REACTIVE | NON-REACTIVE |
| Hepatitis B Core (IgM) Ab  | NON-REACTIVE | NON-REACTIVE |
| HEPATITIS C AB             | NON-REACTIVE | NON-REACTIVE |

CBC without Differential

| Result     | Value    | Ref Range           |
|------------|----------|---------------------|
| WBC COUNT  | 11.8 (H) | 3.5 - 10.5 10E9/L   |
| RBC Count  | 2.94 (L) | 4.32 - 5.72 10E12/L |
| HGB        | 7.4 (L)  | 13.5 - 17.5 g/dL    |
| Hematocrit | 24 (L)   | 39 - 50 %           |
| MCV        | 82       | 81 - 95 fL          |
| MCH        | 25 (L)   | 26 - 34 pg          |
| MCHC       | 31 (L)   | 32 - 36 g/dL        |
| RDW        | 18.4 (H) | 11.8 - 15.6 %       |
| PLATELET   | 66 (L)   | 150 - 450 10E9/L    |
| MPV        | 10.2     | 9.4 - 12.4 fL       |

Comprehensive Metabolic Panel

| Result             | Value    | Ref Range          |
|--------------------|----------|--------------------|
| Sodium,S           | 139      | 136 - 145 mmol/L   |
| Potassium          | 3.4 (L)  | 3.5 - 5.1 mmol/L   |
| Chloride           | 103      | 98 - 107 mmol/L    |
| Co2                | 22       | 22 - 29 mmol/L     |
| Glucose            | 113 (H)  | 70 - 99 mg/dL      |
| BUN                | 35 (H)   | 8 - 23 mg/dL       |
| CREATININE,S       | 1.43 (H) | 0.7 - 1.2 mg/dL    |
| PROTEIN,TOTAL      | 5.5 (L)  | 6.4 - 8.3 g/dL     |
| ALBUMIN,S          | 2.8 (L)  | 3.5 - 5.2 g/dL     |
| CALCIUM,TOTAL      | 7.3 (L)  | 8.8 - 10.2 mg/dL   |
| BILIRUBIN, TOTAL   | 1.5 (H)  | 0.0 - 1.2 mg/dL    |
| ALKALINE PHOS      | 109      | 40 - 129 IU/L      |
| AST (SGOT)         | 189 (H)  | 0 - 40 IU/L        |
| ALT (SGPT)         | 592 (H)  | 0 - 41 IU/L        |
| GLOBULIN           | 2.7      | 2.4 - 4.0 g/dL     |
| ANION GAP          | 17       | 12 - 20            |
| GFR Non-Afric Amer | 49 (L)   | >59 ml/min/1.73 m2 |
| GFR AFRICAN AMER   | 59 (L)   | >59 ml/min/1.73 m2 |

Lactic Acid





WS Kennestone Hospital  
 677 Church Street  
 Marietta GA 30060-1101  
 Inpatient Record

Maurice, Eugene George  
 MRN: 561253820, DOB: 1/2/1949, Sex: M  
 Adm: 6/17/2018, D/C: 6/21/2018

**ED Provider Notes - ED Notes (continued)**

**ED Provider Notes by Douglas E Krug, MD at 6/17/2018 3:06 PM (continued)**

| Result      | Value | Ref Range        |
|-------------|-------|------------------|
| LACTIC ACID | 1.3   | 0.5 - 2.2 mmol/L |

**CBC without Differential**

| Result     | Value    | Ref Range           |
|------------|----------|---------------------|
| WBC COUNT  | 11.5 (H) | 3.5 - 10.5 10E9/L   |
| RBC Count  | 2.98 (L) | 4.32 - 5.72 10E12/L |
| HGB        | 7.4 (L)  | 13.5 - 17.5 g/dL    |
| Hematocrit | 24 (L)   | 39 - 50 %           |
| MCV        | 82       | 81 - 95 fL          |
| MCH        | 25 (L)   | 26 - 34 pg          |
| MCHC       | 30 (L)   | 32 - 36 g/dL        |
| RDW        | 18.5 (H) | 11.8 - 15.6 %       |
| PLATELET   | 81 (L)   | 150 - 450 10E9/L    |
| MPV        | 10.5     | 9.4 - 12.4 fL       |

**Basic Metabolic Panel**

| Result             | Value   | Ref Range          |
|--------------------|---------|--------------------|
| Sodium,S           | 138     | 136 - 145 mmol/L   |
| Potassium          | 3.5     | 3.5 - 5.1 mmol/L   |
| Chloride           | 102     | 98 - 107 mmol/L    |
| Co2                | 23      | 22 - 29 mmol/L     |
| Glucose            | 123 (H) | 70 - 99 mg/dL      |
| BUN                | 26 (H)  | 8 - 23 mg/dL       |
| CREATININE,S       | 1.17    | 0.7 - 1.2 mg/dL    |
| ANION GAP          | 17      | 12 - 20            |
| CALCIUM,TOTAL      | 7.7 (L) | 8.8 - 10.2 mg/dL   |
| GFR Non-Afric Amer | >60     | >59 ml/min/1.73 m2 |
| GFR AFRICAN AMER   | >60     | >59 ml/min/1.73 m2 |

**POCT Occult Blood Stool-Screen**

| Result                                | Value        | Ref Range  |
|---------------------------------------|--------------|------------|
| Fecal Occult Blood                    | Positive (A) | Negative   |
| FOB Positive Control Blue Check       | Yes          | Yes        |
| FOB Negative Control Background Clear | Yes          | Yes        |
| FOB Lot Number                        | 119          |            |
| FOB Expiration Date                   | 10/31/2018   | mm/dd/yyyy |
| Employee ID                           | 22806        |            |

**Type and screen**

| Result                    | Value   | Ref Range |
|---------------------------|---|-----------|
| Ordered Product Component | RED CELLS   |           |
| UNITS ORDERED             | 3   |           |
| ABO/RH(D)                 | O POSITIVE  |           |
| ANTIBODY SCREEN           | NEGATIVE  |           |
| ARM BAND NUMBER           | R90803  |           |
| BLOOD BANK COMMENT        | BLOOD PRODUCTS AVAILABLE AND CALLED TO                |           |
| BLOOD BANK COMMENT        | BRIAN AT 1700 ON 6/17/18                              |           |
| Unit Number               | W200318246426   |           |
| BLOOD COMPONENT TYPE      | AS-1 RED BLOOD CELLS, LEUKOCYTES REDUCED (FILTRATION) |           |



WS Kennestone Hospital  
 677 Church Street  
 Marietta GA 30060-1101  
 Inpatient Record

Maurice, Eugene George  
 MRN: 561253820, DOB: 1/2/1949, Sex: M  
 Adm: 6/17/2018, D/C: 6/21/2018

**ED Provider Notes - ED Notes (continued)**

**ED Provider Notes by Douglas E Krug, MD at 6/17/2018 3:06 PM (continued)**

|   |                 |                    |
|---|-----------------|--------------------|
| UNIT DIVISION   | 00              |                    |
| STATUS OF UNIT  | ISSUED,FINAL    |                    |
| TRANSFUSION STATUS                                    | OK TO TRANSFUSE |                    |
| CROSSMATCH RESULT                                     | Compatible      |                    |
| Unit Number   | W208418565987   |                    |
| BLOOD COMPONENT TYPE                                  |                 |                    |
| AS-1 RED BLOOD CELLS, LEUKOCYTES REDUCED (FILTRATION) |                 |                    |
| UNIT DIVISION   | 00              |                    |
| STATUS OF UNIT  | ISSUED,FINAL    |                    |
| TRANSFUSION STATUS                                    | OK TO TRANSFUSE |                    |
| CROSSMATCH RESULT                                     | Compatible      |                    |
| Unit Number   | W200618014964   |                    |
| BLOOD COMPONENT TYPE                                  |                 |                    |
| AS-1 RED BLOOD CELLS, LEUKOCYTES REDUCED (FILTRATION) |                 |                    |
| UNIT DIVISION   | 00              |                    |
| STATUS OF UNIT  | ISSUED,FINAL    |                    |
| TRANSFUSION STATUS                                    | OK TO TRANSFUSE |                    |
| CROSSMATCH RESULT                                     | Compatible      |                    |
| PREPARE RBC, 1 Units                                  |                 |                    |
| Result  | Value           | Ref Range          |
| ARM BAND NUMBER                                       | R90803          |                    |
| Special Unit Requirements                             | NONE            |                    |
| Blood Group and RH Type                               |                 |                    |
| Result  | Value           | Ref Range          |
| ABO/RH(D)   | O POSITIVE      |                    |
| PREPARE RBC, 2 Units                                  |                 |                    |
| Result  | Value           | Ref Range          |
| ARM BAND NUMBER                                       | R90803          |                    |
| Special Unit Requirements                             | NONE            |                    |
| Surgical Pathology-KH                                 |                 |                    |
| Result  | Value           | Ref Range          |
| SURGICAL PATHOLOGY-KH                                 |                 |                    |
| POC Chem8   |                 |                    |
| Result  | Value           | Ref Range          |
| POC-SODIUM  | 135 (L)         | 136 - 145 mmol/L   |
| POC-POTASSIUM   | 4.9             | 3.5 - 5.1 mmol/L   |
| POC-CHLORIDE  | 99              | 95 - 110 mmol/L    |
| POC-GLUCOSE   | 111 (H)         | 70 - 99 mg/dL      |
| POC-BUN   | 56 (H)          | 7 - 21 mg/dL       |
| POC-IONIZED CALCIUM                                   | 1.01 (L)        | 1.09 - 1.29 mmol/L |
| POC-CO2   | 18 (L)          | 20 - 28 mmol/L     |
| POC-AGAP  | 24 (H)          | 15 - 23            |
| POC-CREATININE  | 2.2 (H)         | 0.64 - 1.27 mg/dL  |
| GFR Non-Afric Amer                                    | 30 (L)          | >59 ml/min/1.73 m2 |
| GFR AFRICAN AMER                                      | 36 (L)          | >59 ml/min/1.73 m2 |
| POC-OPERATOR'S ID                                     | 54558           |                    |
| POC BNP I-Stat  |                 |                    |
| Result  | Value           | Ref Range          |
| POC-BNP   | 2,307 (H)       | 0 - 99 ng/mL       |
| POC-OPERATOR'S ID                                     | 54558           |                    |
| POC Troponin  |                 |                    |



WS Kennestone Hospital  
 677 Church Street  
 Marietta GA 30060-1101  
 Inpatient Record

Maurice, Eugene George  
 MRN: 561253820, DOB: 1/2/1949, Sex: M  
 Adm: 6/17/2018, D/C: 6/21/2018

**ED Provider Notes - ED Notes (continued)**

**ED Provider Notes by Douglas E Krug, MD at 6/17/2018 3:06 PM (continued)**

| Result                    | Value                                      | Ref Range     |
|---------------------------|--|---------------|
| POC TROPONIN              | 0.09 (HH)                                  | <0.09 ng/mL   |
| POC-COMMENT               | Notification value.<br>Physician notified. |               |
| POC-OPERATOR'S ID         | 54558                                      |               |
| POCT Finger stick Glucose |  |               |
| Result                    | Value                                      | Ref Range     |
| GLUCOSE, BEDSIDE          | 112 (H)                                    | 70 - 99 mg/dL |
| POC-OPERATOR'S ID         | 58077                                      |               |
| POCT Finger stick Glucose |  |               |
| Result                    | Value                                      | Ref Range     |
| GLUCOSE, BEDSIDE          | 162 (H)                                    | 70 - 99 mg/dL |
| POC-OPERATOR'S ID         | 58077                                      |               |
| POCT Finger stick Glucose |  |               |
| Result                    | Value                                      | Ref Range     |
| GLUCOSE, BEDSIDE          | 171 (H)                                    | 70 - 99 mg/dL |
| POC-OPERATOR'S ID         | 58077                                      |               |
| POCT Finger stick Glucose |  |               |
| Result                    | Value                                      | Ref Range     |
| GLUCOSE, BEDSIDE          | 214 (H)                                    | 70 - 99 mg/dL |
| POC-OPERATOR'S ID         | 57638                                      |               |
| POCT Finger stick Glucose |  |               |
| Result                    | Value                                      | Ref Range     |
| GLUCOSE, BEDSIDE          | 125 (H)                                    | 70 - 99 mg/dL |
| POC-OPERATOR'S ID         | 63908                                      |               |
| POCT Finger stick Glucose |  |               |
| Result                    | Value                                      | Ref Range     |
| GLUCOSE, BEDSIDE          | 107 (H)                                    | 70 - 99 mg/dL |
| POC-OPERATOR'S ID         | 70635                                      |               |
| POCT Finger stick Glucose |  |               |
| Result                    | Value                                      | Ref Range     |
| GLUCOSE, BEDSIDE          | 241 (H)                                    | 70 - 99 mg/dL |
| POC-OPERATOR'S ID         | 65132                                      |               |
| POCT Finger stick Glucose |  |               |
| Result                    | Value                                      | Ref Range     |
| GLUCOSE, BEDSIDE          | 135 (H)                                    | 70 - 99 mg/dL |
| POC-OPERATOR'S ID         | 72988                                      |               |
| POCT Finger stick Glucose |  |               |
| Result                    | Value                                      | Ref Range     |
| GLUCOSE, BEDSIDE          | 119 (H)                                    | 70 - 99 mg/dL |
| POC-OPERATOR'S ID         | 71054                                      |               |
| POCT Finger stick Glucose |  |               |
| Result                    | Value                                      | Ref Range     |
| GLUCOSE, BEDSIDE          | 196 (H)                                    | 70 - 99 mg/dL |
| POC-OPERATOR'S ID         | 77314                                      |               |
| POCT Finger stick Glucose |  |               |
| Result                    | Value                                      | Ref Range     |
| GLUCOSE, BEDSIDE          | 160 (H)                                    | 70 - 99 mg/dL |
| POC-OPERATOR'S ID         | 57003                                      |               |
| POCT Finger stick Glucose |  |               |
| Result                    | Value                                      | Ref Range     |
| GLUCOSE, BEDSIDE          | 171 (H)                                    | 70 - 99 mg/dL |
| POC-OPERATOR'S ID         | 81323                                      |               |



WS Kennestone Hospital  
 677 Church Street  
 Marietta GA 30060-1101  
 Inpatient Record

Maurice, Eugene George  
 MRN: 561253820, DOB: 1/2/1949, Sex: M  
 Adm: 6/17/2018, D/C: 6/21/2018

**ED Provider Notes - ED Notes (continued)**

**ED Provider Notes by Douglas E Krug, MD at 6/17/2018 3:06 PM (continued)**

POCT Finger stick Glucose

| Result            | Value   | Ref Range     |
|-------------------|---------|---------------|
| GLUCOSE, BEDSIDE  | 120 (H) | 70 - 99 mg/dL |
| POC-OPERATOR'S ID | 77322   |               |

POCT Finger stick Glucose

| Result            | Value   | Ref Range     |
|-------------------|---------|---------------|
| GLUCOSE, BEDSIDE  | 186 (H) | 70 - 99 mg/dL |
| POC-OPERATOR'S ID | 77322   |               |

**Imaging results:**

Results for orders placed or performed during the hospital encounter of 06/17/18

X-ray Chest Portable - (1 View)

*Narrative*

EXAM: KH XR CHEST PORTABLE - (1 VIEW)

CLINICAL INDICATION:

SOB

COMPARISON: 6/15/2018

FINDINGS: The heart remains upper limits normal size with changes of median sternotomy and CABG. The lungs are fully expanded demonstrating increased edema, unchanged tiny pleural effusions. No pneumothorax is seen.

*Impression*

Increased pulmonary edema.

Released By: MARK PARSON, MD 6/17/2018 4:05 PM

XR Chest Portable - (1 View)

*Narrative*

EXAM: KH XR CHEST PORTABLE - (1 VIEW)

CLINICAL INDICATION:

Pulmonary edema

COMPARISON: 06/17/2018 1536 hours

FINDINGS: Sternotomy wires and surgical clips overlies the mediastinum. Mild pulmonary vascular congestion is likely present. Mild hazy airspace opacity at the left lung base may represent asymmetric edema or pneumonia, unchanged. Trace bilateral pleural effusions are suspected. Cardiac silhouette is magnified by AP technique but felt to be mildly enlarged. No acute osseous abnormality.

Released By: CHRISTOPHER OH, MD 6/18/2018 10:55 PM

**ED Course**



**ED Provider Notes - ED Notes (continued)****ED Provider Notes by Douglas E Krug, MD at 6/17/2018 3:06 PM (continued)****ED Course** as of Jun 22 0902

Fri Jun 22, 2018

0853 Patient presented with progressive dyspnea, fatigue and weakness over the past 2 weeks. Patient did experience nonproductive cough and congestion. Diagnostic evaluation emergency department revealed marked anemia in setting of positive stool Hemoccult and over anticoagulation. Patient was found to have elevated troponin and BNP and chest x-ray revealed features of acute pulmonary edema. Possible urinary tract infection was identified. Patient was ultimately found to have significantly elevated serum lactic acid level but remained normotensive. Blood and urine cultures were submitted and patient was administered broad-spectrum parenteral antibiotics. In setting of acute pulmonary edema and mild respiratory distress, patient was not felt to be a candidate for aggressive IV fluid resuscitation on initial presentation to emergency department. In setting of marked anemia and presumptive acute upper gastrointestinal hemorrhage, patient was transfused 2 units of packed red blood cells. As well, patient was placed on both bolus and continuous infusion of intravenous PPI agent

Consultations worse with cardiology, gastroenterology and hospital medicine.

In setting of critical nature of patient's presentation, numerous serial examinations and close surveillance while in emergency department were warranted and, as such, significant critical care time was devoted to evaluation and management of patient while in emergency department.

**ECG 12 Lead**Date/Time: **6/17/2018 3:07 PM**Performed by: **KRUG, DOUGLAS E**Authorized by: **KRUG, DOUGLAS E**

Interpreted by ED physician

Comparison: compared with previous ECG from 3/28/2018





**ED Provider Notes - ED Notes (continued)**

**ED Provider Notes by Douglas E Krug, MD at 6/17/2018 3:06 PM (continued)**

Rhythm: sinus bradycardia  
 Rate: bradycardic  
 QRS axis: left  
 ST Depression: I, II, aVL, V2, V3, V4 and V6  
 T depression: I, aVL, II, V2, V3, V4, V5 and V6  
 Clinical impression: abnormal ECG

**Critical Care**

Performed by: **KRUG, DOUGLAS E**  
 Authorized by: **KRUG, DOUGLAS E**  
 Total critical care time: 47 minutes

Critical care time was exclusive of separately billable procedures and treating other patients. Critical care was necessary to treat or prevent imminent or life-threatening deterioration of the following conditions: cardiac failure, circulatory failure, renal failure and sepsis. Critical care was time spent personally by me on the following activities: discussions with consultants, evaluation of patient's response to treatment, obtaining history from patient or surrogate, ordering and review of laboratory studies, pulse oximetry, review of old charts, development of treatment plan with patient or surrogate, interpretation of cardiac output measurements, examination of patient, ordering and performing treatments and interventions, ordering and review of radiographic studies and re-evaluation of patient's condition.

**Consult Orders:**

**Procedures**

- ED Consult to Medication History Specialist (ED Patients Only)
 

|                          |                         |
|--------------------------|-------------------------|
| Order Specific Question: | Reason for Consult?     |
| Answer:                  | Med Hx Intake w/Patient |
- Consult to Cardiology
 

|                          |                                    |
|--------------------------|------------------------------------|
| Order Specific Question: | Reason for Consult?                |
| Answer:                  | elevated Troponin                  |
| Order Specific Question: | Did you contact the consulting MD? |
| Answer:                  | Yes                                |
- Consult to GI
 

|                          |                                    |
|--------------------------|------------------------------------|
| Order Specific Question: | Reason for Consult?                |
| Answer:                  | GI bleed                           |
| Order Specific Question: | Did you contact the consulting MD? |
| Answer:                  | No                                 |
| Order Specific Question: | Group Preference?                  |
| Answer:                  | GI Specialist - Dr Sheikh          |
- Inpatient consult to Electrophysiology
 

|                          |  |
|--------------------------|--|
| Order Specific Question: | Reason for Consult?  |
| Answer:                  | sotalol rx in setting of Cr 1.98 and bradycardia -<br>? other AAD rx |
| Order Specific Question: | Did you contact the consulting MD?                                   |



WS Kennestone Hospital  
 677 Church Street  
 Marietta GA 30060-1101  
 Inpatient Record

Maurice, Eugene George  
 MRN: 561253820, DOB: 1/2/1949, Sex: M  
 Adm: 6/17/2018, D/C: 6/21/2018

**ED Provider Notes - ED Notes (continued)**

**ED Provider Notes by Douglas E Krug, MD at 6/17/2018 3:06 PM (continued)**

|                            |   |
|----------------------------|---|
| Answer:                    | No  |
| • Inpatient consult to ENT |   |
| Order Specific Question:   | Reason for Consult?                             |
| Answer:                    | Episaxis - severe anemia; requires long term AC |
| Order Specific Question:   | Did you contact the consulting MD?              |
| Answer:                    | No  |
| Order Specific Question:   | Group Preference?                               |
| Answer:                    | Dr. Parks, etc                                  |

Electronically signed by

Douglas E Krug, MD  
 06/22/18 0902

Electronically Signed by Douglas E Krug, MD on 6/22/2018 9:02 AM

**ED Notes - ED Notes**

**ED Notes by Raquel Gil-Trani, RN at 6/17/2018 2:57 PM**

|   |                                    |                               |
|---|------------------------------------|-------------------------------|
| Author: Raquel Gil-Trani, RN                    | Service: —                         | Author Type: Registered Nurse |
| Filed: 6/17/2018 2:59 PM                        | Date of Service: 6/17/2018 2:57 PM | Status: Signed                |
| Editor: Raquel Gil-Trani, RN (Registered Nurse) |                                    |                               |

**ASSISTING PRIMARY NURSE**  
 PT COMPLAINTS OF SOB AND WEAKNESS THAT HAVE BEEN GOING ON FOR THE LAST COUPLE OF MONTHS BUT LAST TWO WEEKS HAS BEEN GETTING REALLY BAD. PT STATES HE HAS SEEN HIS MD AND WAS TOLD IT WAS HIS CHF  
 PT AMBULATES FROM THE BATHROOM TO ROOM AND VERY SOB, UNABLE TO SPEAK AND NEEDS A COUPLE OF MINUTES TO CATCH HIS BREATH. PT APPEARS PALE AND PER SPOUSE BY BS CONFIRMS PT IS PALE. PT AOX4, RESPIRATIONS LABORED, WAITING ON MD EVAL

Raquel Gil-Trani, RN  
 06/17/18 1459

Electronically Signed by Raquel Gil-Trani, RN on 6/17/2018 2:59 PM

**ED Notes by Raquel Gil-Trani, RN at 6/17/2018 3:00 PM**



WS Kennestone Hospital  
677 Church Street  
Marietta GA 30060-1101  
Inpatient Record

Maurice, Eugene George  
MRN: 561253820, DOB: 1/2/1949, Sex: M  
Adm: 6/17/2018, D/C: 6/21/2018

**ED Notes - ED Notes (continued)**

**ED Notes by Raquel Gil-Trani, RN at 6/17/2018 3:00 PM (continued)**

Author: Raquel Gil-Trani, RN  
Filed: 6/17/2018 3:01 PM  
Editor: Raquel Gil-Trani, RN (Registered Nurse)

Service: —  
Date of Service: 6/17/2018 3:00 PM

Author Type: Registered Nurse  
Status: Signed

**ASSISTING PRIMARY NURSE  
DR.KRUG BY BS FOR EVAL**

**Raquel Gil-Trani, RN  
06/17/18 1501**

Electronically Signed by Raquel Gil-Trani, RN on 6/17/2018 3:01 PM

**ED Notes by Raquel Gil-Trani, RN at 6/17/2018 3:32 PM**

Author: Raquel Gil-Trani, RN  
Filed: 6/17/2018 3:32 PM  
Editor: Raquel Gil-Trani, RN (Registered Nurse)

Service: —  
Date of Service: 6/17/2018 3:32 PM

Author Type: Registered Nurse  
Status: Signed

**ASSISTING PRIMARY NURSE  
DR.KRUG AWARE OF POC TROPONIN 0.09 AND BNP 2307  
VERBAL ORDER TO HOLD IV FLUIDS**

**Raquel Gil-Trani, RN  
06/17/18 1532**

Electronically Signed by Raquel Gil-Trani, RN on 6/17/2018 3:32 PM

**ED Notes by Raquel Gil-Trani, RN at 6/17/2018 3:41 PM**

Author: Raquel Gil-Trani, RN  
Filed: 6/17/2018 3:42 PM  
Editor: Raquel Gil-Trani, RN (Registered Nurse)

Service: —  
Date of Service: 6/17/2018 3:41 PM

Author Type: Registered Nurse  
Status: Signed

**ASSISTING PRIMARY NURSE  
PT RESTING IN BED, AOX4, RESPIRATIONS STILL LABORED BUT SATS BETWEEN 96-99% ON RA  
PT ON MONITOR, VS UPDATED. PT DENIES ANY PAIN BUT STATES HE FEELS WEEK. XRAY BY BS.  
WAITING ON RESULTS, WARM BLANKET PROVIDED TO PT. PT DENIES ANY OTHER NEEDS AT  
THIS TIME. CALL LIGHT AT REACH, WILL CONTINUE MONITORING**

**Raquel Gil-Trani, RN  
06/17/18 1542**

Electronically Signed by Raquel Gil-Trani, RN on 6/17/2018 3:42 PM

**ED Notes by Candace N Dean, RN at 6/17/2018 4:41 PM**

Author: Candace N Dean, RN  
Filed: 6/17/2018 4:42 PM  
Editor: Candace N Dean, RN (Registered Nurse)

Service: —  
Date of Service: 6/17/2018 4:41 PM

Author Type: Registered Nurse  
Status: Signed

**2ND INT PLACED WITH BLOOD CULTURE OBTAINED**

**Candace N Dean, RN  
06/17/18 1642**

Electronically Signed by Candace N Dean, RN on 6/17/2018 4:42 PM



WS Kennestone Hospital  
677 Church Street  
Marietta GA 30060-1101  
Inpatient Record

Maurice, Eugene George  
MRN: 561253820, DOB: 1/2/1949, Sex: M  
Adm: 6/17/2018, D/C: 6/21/2018

**ED Notes - ED Notes (continued)**

**ED Provider Re-evaluation - ED Notes**

**ED Provider Re-evaluation by Douglas E Krug, MD at 6/17/2018 4:50 PM**

Author: Douglas E Krug, MD  
Filed: 6/22/2018 8:58 AM  
Editor: Douglas E Krug, MD (Physician)

Service: —  
Date of Service: 6/17/2018 4:50 PM

Author Type: Physician  
Status: Signed

**Physical Exam Re-assessment**

**Physical Exam**

There were several serial exams performed on patient during ED encounter to reassess status of patient. VS were reviewed and patient was re-examined.

4:51 PM

On serial evaluation, patient's condition unchanged. No new complaints. Exam without change.

Consulted Dr. Rosenberg of Gastroenterology. Case reviewed and recommendations made for Bolus and continuous infusion of IV Protonix and will see in consultation

Consulted Dr. Irlandez with WellStar Cardiology who will evaluate patient in ED for further evaluation and management

Consulted Dr. Prakashof Hospital Medicine who will admit patient for further evaluation, management and definitive care.

6:12 PM

**Patient is suffering from decompensated congestive heart failure with patient currently in pulmonary edema. As such, despite significant lactic acidemia, patient is not a candidate at this time for aggressive IV fluid resuscitation. Patient has been ordered broad-spectrum antibiotics to treat possible sepsis.**

Patient presented with a constellation of symptoms and signs suggesting a critical illness potentially life threatening and posing immediate risk to normal physiologic function. Patients overall condition while in the ED was potentially unstable in setting of respiratory distress, acute pulmonary edema, acute severe anemia anemia in setting of likely upper gastrointestinal hemorrhage and coagulopathy. Patient also possibly septic.. An emergent comprehensive evaluation (and life/limb saving interventions, if indicated) was necessary to prevent potential loss of life and serious compromise of physiologic function. As such, significant critical care time was devoted to evaluating, stabilizing and (if necessary) resuscitating this critically ill/injured patient.

**MDM**

**Number of Diagnoses or Management Options**

Acute on chronic congestive heart failure, unspecified congestive heart failure type (HCC): established, worsening

Acute pulmonary edema (HCC): established, worsening



**ED Provider Re-evaluation - ED Notes (continued)**

**ED Provider Re-evaluation by Douglas E Krug, MD at 6/17/2018 4:50 PM (continued)**

AKI (acute kidney injury) (HCC): established, worsening

Elevated INR: new, needed workup

Leukocytosis, unspecified type: new, needed workup

Long term current use of anticoagulant: established, worsening

Occult blood positive stool: new, needed workup

Severe anemia: new, needed workup

Thrombocytopenia (HCC): new, needed workup

Upper GI bleed: new, needed workup

Diagnosis management comments: Differential Diagnoses: Decompensated congestive heart failure. Acute coronary syndrome. Acute upper gastrointestinal hemorrhage. Sepsis. Dehydration. Urinary tract infection. Community-acquired pneumonia. Electrolyte abnormality. Acute renal failure.

Amount and/or Complexity of Data Reviewed

Clinical lab tests: ordered and reviewed

Tests in the radiology section of CPT®: ordered and reviewed

Tests in the medicine section of CPT®: ordered and reviewed

Discussion of test results with the performing providers: yes

Decide to obtain previous medical records or to obtain history from someone other than the patient: yes

Obtain history from someone other than the patient: yes

Review and summarize past medical records: yes

Discuss the patient with other providers: yes

Independent visualization of images, tracings, or specimens: yes

Risk of Complications, Morbidity, and/or Mortality

Presenting problems: high

Diagnostic procedures: high

Management options: high

General comments: Pertinent Diagnostic Findings: Significantly elevated serum lactic acid level.

Coagulopathy noted. Marked anemia. Mild leukocytosis noted. Thrombocytopenia. Evidence of urinary tract infection. Positive stool Hemoccult. Significantly elevated troponin and BMP. Evidence of acute kidney injury and significant azotemia. Chest x-ray reveals pulmonary edema. EKG reveals inappropriate sinus bradycardia and evidence of possible ischemia.

Management in ED: Submission of blood cultures administration of parenteral broad-spectrum antibiotics. Administration of bolus and continuous infusion of parenteral PPI agent. Gastroenterology and cardiology consultations. Hospital medicine consultation with planned admission to IMCU.

Patient Progress

Patient progress: stable

MDM

Reviewed: nursing note, vitals and previous chart

Reviewed previous: labs





WS Kennestone Hospital  
 677 Church Street  
 Marietta GA 30060-1101  
 Inpatient Record

Maurice, Eugene George  
 MRN: 561253820, DOB: 1/2/1949, Sex: M  
 Adm: 6/17/2018, D/C: 6/21/2018

**ED Provider Re-evaluation - ED Notes (continued)**

**ED Provider Re-evaluation by Douglas E Krug, MD at 6/17/2018 4:50 PM (continued)**

Interpretation: labs, ECG and x-ray

Total time providing critical care: 30-74 minutes. This excludes time spent performing separately reportable procedures and services.

Consults: admitting MD, gastrointestinal and cardiology

Electronically Signed by Douglas E Krug, MD on 6/22/2018 8:58 AM

**Discharge Summary - Encounter Notes**

**Discharge Summary by Samina Fakh, MD at 6/21/2018 11:05 AM**

Author: Samina Fakh, MD  
 Filed: 6/21/2018 11:15 AM  
 Editor: Samina Fakh, MD (Physician)

Service: Hospital Medicine  
 Date of Service: 6/21/2018 11:05 AM

Author Type: Physician  
 Status: Signed



**Hospital Medicine**

**HOSPITAL MEDICINE DISCHARGE SUMMARY**

**NAME:** Eugene G Maurice    **MRN:** 561253820    **DOB:** 1/2/1949  
**ADMIT Date:** 6/17/2018 2:51 PM  
**DISCHARGE Date:**

**Attending of Record:** Samina Fakh, MD  
**Outpatient PCP:** Jeffrey L Tharp, MD

**Reason for Admission:** Shortness of Breath and Fatigue

**Discharge Problem List:**

Principal Problem (Resolved):

Upper GI bleed

Active Problems:

Hyperlipidemia, unspecified hyperlipidemia type

Obesity

Essential hypertension with goal blood pressure less than 130/85

Coronary artery disease involving native coronary artery of native heart without angina pectoris

Controlled type 2 diabetes mellitus with diabetic peripheral angiopathy without gangrene, without long-term current use of insulin (HCC)

Anemia due to acute blood loss

**Discharge Summary - Encounter Notes (continued)**

**Discharge Summary by Samina Fakhr, MD at 6/21/2018 11:05 AM (continued)**

Acute on chronic congestive heart failure, unspecified congestive heart failure type (HCC)

AKI (acute kidney injury) (HCC)

Adverse effect of sotalol, initial encounter

Acute on chronic heart failure with normal ejection fraction (HCC)

Anemia

Overview: Added automatically from request for surgery 536485

PAF (paroxysmal atrial fibrillation) (HCC)

Acute GI bleeding

Long term current use of anticoagulant

Epistaxis

Resolved Problems:

Urinary tract infection without hematuria, site unspecified

Pulmonary edema

**Consults:**

CONSULT TO MEDICATION HISTORY SPECIALIST

IP CONSULT TO CARDIOLOGY

IP CONSULT TO DIABETES EDUCATOR

IP CONSULT TO CARE COORDINATOR

IP CONSULT TO CARE COORDINATOR

IP CONSULT TO GASTROENTEROLOGY

IP CONSULT TO ELECTROPHYSIOLOGY

IP CONSULT TO ENT

**Hospital Course: Patient is a 69 yo male with PMH of CAD, PAF on Eliquis, DM, HTN who presents with SOB, GI bleed with hgb 5.6, increased pulmonary edema, and possible UTI.**

**Hospital course includes:**

1. Acute blood loss anemia/ Acute GI bleed, transfused 2 units of PRBCs

S/P EGD 6/19/18 c/w :

1. Unremarkable second part of the duodenum. Biopsies taken to rule out celiac disease.

2. Patchy erythema seen in the duodenal bulb suggestive of duodenitis.

3. Several small superficial clean based ulcer seen in the antrum with surrounding gastritis. Helicobacter pylori negative

4. Unremarkable esophagus.

Continue Protonix.

2. UTI. Continued Zosyn. urine culture negative-DC abx

3. Paroxysmal atrial fibrillation. Rate controlled. Resume Eliquis OK with GI,H/H stable on Eliquis

4. Transaminitis. Possibly due to shock liver from acute anemia. Continue to monitor LFTs. Acute hepatitis panel-non reactive.

5. Type 2 DM controlled Hgb A1c 6.0- 6/18/18.

6. Elevated troponin/ Abnormal EKG. Cardiology evaluated

7. Bradycardia-resolved

8. Pulmonary edema. S/p Lasix for presumed CHF exacerbation.

9. Epistaxis : F/u on rec from ENT



WS Kennestone Hospital  
 677 Church Street  
 Marietta GA 30060-1101  
 Inpatient Record

Maurice, Eugene George  
 MRN: 561253820, DOB: 1/2/1949, Sex: M  
 Adm: 6/17/2018, D/C: 6/21/2018

**Discharge Summary - Encounter Notes (continued)**

Discharge Summary by Samina Fakhr, MD at 6/21/2018 11:05 AM (continued)

The remainder of the patient's medical problems were chronic and stable without any further intervention this admission. The patient will continue the current treatments and medications. Patient was clinically and hemodynamically stable at discharge.

**Physical Exam:**

Temp: [98 °F (36.7 °C)-98.4 °F (36.9 °C)] 98 °F (36.7 °C)

Heart Rate: [61-109] 62

Resp: [16-18] 18

BP: (104-154)/(53-80) 137/64

GEN: No acute distress

EYES: Extraocular muscles intact

HEENT: Moist mucus membranes

CV: Regular rate and rhythm, No murmurs appreciated

PULM: Clear to auscultation anteriorly, No crackles, rhonchi or wheezing appreciated

ABD: Bowel sounds normoactive, Soft, Not tender, Not distended

SKIN: No rashes appreciated

NEURO: No focal deficits

**Discharge Medication Reconciliation:  
 Current Discharge Medication List**

**START taking these medications**

|  | Details   |
|--|---|
| ferrous sulfate 324 mg (65 mg iron) TbEC | Take 1 tablet (324 mg total) by mouth 2 (two) times a day with meals<br>Qty: 60 tablet, Refills: 0  |
| oxymetazoline (AFRIN) 0.05 % nasal spray | 2 sprays by Nasal route 2 (two) times a day as needed (nose bleed)<br>Qty: 15 mL, Refills: 0        |
| pantoprazole (PROTONIX) 40 MG EC tablet  | Take 1 tablet (40 mg total) by mouth 2 (two) times a day before meals<br>Qty: 60 tablet, Refills: 0 |

**CONTINUE these medications which have CHANGED**

|                                 | Details   |
|---------------------------------|---|
| furosemide (LASIX) 20 MG tablet | Take 1 tablet (20 mg total) by mouth every other day<br>Qty: 30 tablet, Refills: 0        |
| sotalol (BETAPACE) 80 MG tablet | Take 0.5 tablets (40 mg total) by mouth 2 (two) times a day<br>Qty: 60 tablet, Refills: 0 |

**CONTINUE these medications which have NOT CHANGED**

|                                     | Details  |
|-------------------------------------|--|
| apixaban (ELIQUIS) 5 mg tablet      | Take 1 tablet (5 mg total) by mouth 2 (two) times a day<br>Qty: 180 tablet, Refills: 3 |
| atorvastatin (LIPITOR) 80 MG tablet | Take 1 tablet (80 mg total) by mouth nightly<br>Qty: 90 tablet, Refills: 3             |



WS Kennestone Hospital  
677 Church Street  
Marietta GA 30060-1101  
Inpatient Record

Maurice, Eugene George  
MRN: 561253820, DOB: 1/2/1949, Sex: M  
Adm: 6/17/2018, D/C: 6/21/2018

**Discharge Summary - Encounter Notes (continued)**

Discharge Summary by Samina Fakhr, MD at 6/21/2018 11:05 AM (continued)

|   |   |
|---|---|
| <b>cyanocobalamin, vitamin B-12, (VITAMIN B12 ORAL)</b>   | Take 1 tablet by mouth daily  |
| <b>isosorbide mononitrate (IMDUR) 30 MG 24 hr tablet</b><br><i>Associated Diagnoses: Coronary artery disease involving native coronary artery of native heart without angina pectoris</i> | Take 2 tablets (60 mg total) by mouth 2 (two) times a day<br>Qty: 360 tablet, Refills: 3  |
| <b>metFORMIN (GLUCOPHAGE) 500 MG tablet</b>   | 2 tablets po in am and 2 in pm<br>Qty: 360 tablet, Refills: 0   |
| <b>!! blood sugar diagnostic (GLUCOSE BLOOD) strip</b>  | cvs true test blood glucose strip; test blood sugar ac breakfast and then once more daily as needed..<br>Qty: 100 strip, Refills: 2 |
| <b>!! blood sugar diagnostic strip</b>  | True metrix - test blood sugar ac breakfast and then once more daily as needed.. Dx E11.9<br>Qty: 100 strip, Refills: 2             |
| <b>nitroglycerin (NITROSTAT) 0.4 MG SL tablet</b>   | Place 1 tablet (0.4 mg total) under the tongue every 5 (five) minutes as needed for chest pain<br>Qty: 25 tablet, Refills: 3        |

!! - Potential duplicate medications found. Please discuss with provider.

**STOP taking these medications**

- aspirin, buffered 81 mg Tab
- carvedilol (COREG) 6.25 MG tablet
- ramipril (ALTACE) 10 MG capsule

**Discharge Disposition:** Discharged to: Home

**Condition at Discharge:** Stable

**Discharge Instructions:**

The patient was educated on warning signs regarding the current medical conditions. If any of these issues were to arise or worsen, the patient was instructed to contact their PCP or seek further medical evaluation in the emergency room.

**Follow-up Appointment Date and Time:**

**Future Appointments**

| Date      | Time    | Provider           | Department | Center       |
|-----------|---------|--------------------|------------|--------------|
| 6/26/2018 | 3:00 PM | Abdul M Sheikh, MD | CVM HIRAM  | WMG CVM Hira |





WS Kennestone Hospital  
 677 Church Street  
 Marietta GA 30060-1101  
 Inpatient Record

Maurice, Eugene George  
 MRN: 561253820, DOB: 1/2/1949, Sex: M  
 Adm: 6/17/2018, D/C: 6/21/2018

**Discharge Summary - Encounter Notes (continued)**

**Discharge Summary by Samina Fakhr, MD at 6/21/2018 11:05 AM (continued)**

|           |         |                      |       |              |
|-----------|---------|----------------------|-------|--------------|
| 8/21/2018 | 9:15 AM | Beau N Dusseault, MD | UROHI | WMG Uro Hira |
|-----------|---------|----------------------|-------|--------------|

Follow-up: PCP in 1 weeks or Facility Medical Director with CBC, CMP  
 F/u with GI in 2 wks  
 F/u with ENT in 1 wk

Time Coordinating Discharge: 38 minutes

**Samina Fakhr, MD**  
**Hospital Medicine**  
 6/21/2018

Electronically Signed by Samina Fakhr, MD on 6/21/2018 11:15 AM

**H&P - Encounter Notes**

**H&P by Charu G Prakash, MD at 6/17/2018 4:58 PM**

|   |                                    |                        |
|---|------------------------------------|------------------------|
| Author: Charu G Prakash, MD   | Service: Hospital Medicine         | Author Type: Physician |
| Filed: 6/18/2018 12:14 AM   | Date of Service: 6/17/2018 4:58 PM | Status: Signed         |
| Editor: Charu G Prakash, MD (Physician)   |                                    |                        |
| Related Notes: Original Note by Naomi W Muhia, NP (Nurse Practitioner) filed at 6/17/2018 5:49 PM |                                    |                        |



**Hospital Medicine History and Physical**

**Admitting Physician: Charu G Prakash, MD**  
**Patient Name: EUGENE G MAURICE**  
**Outpatient PCP: Jeffrey L Tharp, MD**  
**Bed: ED 106/106**

**History and Physical**

**CC:**

**Chief Complaint**

Patient presents with

- Shortness of Breath
- Fatigue



**H&P - Encounter Notes (continued)**

H&P by Charu G Prakash, MD at 6/17/2018 4:58 PM (continued)

**HPI:** EUGENE G MAURICE is a 69 y.o. male with PMHx of CAD, paroxysmal atrial flutter/fibrillation on Eliquis, DM, HTN presents to ER with progressive SOB. DOE and fatigue > 1 month worse last 2 days. Patient report he has been following with cardiologist for these symptoms. He had TEE 6/12/2018 showed -Mild- moderate central MR( 2 small jets), likely related to tethering of posterior leaflet, MR determined by color jet area, color jet not adequate for ERO and VC determination. He is scheduled for LHC for Wednesday 6/20. Patient denies chest pain or headache, fever or chills. Initial work up in ER showed H & H 5.6/19, positive guiac, BNP 2,307. CXR- Increased pulmonary edema.

Hospital medicine was asked to admit the patient for further evaluation and management.

**Review of Systems**

All other systems were negative with the exception of those noted above

**Past Medical History**

**Past Medical History:**

| Diagnosis  | Date      |
|--|-----------|
| • CAD (coronary artery disease)  |           |
| • Cancer of prostate with low recurrence risk (stage T1-2a and Gleason < 7 and PSA < 10) (HCC) | 1/30/2018 |
| • Coronary atherosclerosis of native coronary artery   |           |
| • Diabetes mellitus (HCC)  |           |
| • Essential hypertension, benign   |           |
| • Family history of ischemic heart disease   |           |
| • Hyperlipidemia   |           |
| • Hypertension   |           |
| • Infectious viral hepatitis<br><i>as teen/cannont recall what type</i>                        |           |
| • Obesity  |           |
| • Other and unspecified hyperlipidemia   |           |
| • Other symptoms involving cardiovascular system   |           |
| • PVD (peripheral vascular disease) (HCC)  |           |

**Past Surgical History**

**Past Surgical History:**

| Procedure   | Laterality | Date |
|---|------------|------|
| • APPENDECTOMY  |            |      |
| • CAROTID ENDARTERECTOMY<br>x2                        |            |      |
| • COLONOSCOPY<br><i>as of 9/2014 has not had this</i> |            |      |
| • CORONARY ARTERY BYPASS GRAFT<br>X6                  |            | 1992 |
| • CORONARY STENT PLACEMENT                            |            | 2014 |

**H&P - Encounter Notes (continued)**

H&P by Charu G Prakash, MD at 6/17/2018 4:58 PM (continued)

- sheikh*
- shingles 9/2015

**Family History**

**Family History**

| Problem                   | Relation | Age of Onset |
|---------------------------|----------|--------------|
| • Coronary artery disease | Mother   |              |
| • Other<br>MI             | Mother   |              |
| • Other<br>MI             | Brother  |              |
| • Anemia                  | Neg Hx   |              |
| • Arrhythmia              | Neg Hx   |              |
| • Asthma                  | Neg Hx   |              |
| • Clotting disorder       | Neg Hx   |              |
| • Fainting                | Neg Hx   |              |
| • Heart attack            | Neg Hx   |              |
| • Heart disease           | Neg Hx   |              |
| • Heart failure           | Neg Hx   |              |
| • Hyperlipidemia          | Neg Hx   |              |
| • Hypertension            | Neg Hx   |              |
| • Stroke                  | Neg Hx   |              |

**Psychosocial History**

No other psychosocial social needs are indicated

**Social History**

**Social History**

**Social History**

- Marital status: Married
- Spouse name: N/A
- Number of children: N/A
- Years of education: N/A

**Occupational History**

- Not on file.

**Social History Main Topics**

- Smoking status: Former Smoker



WS Kennestone Hospital  
 677 Church Street  
 Marietta GA 30060-1101  
 Inpatient Record

Maurice, Eugene George  
 MRN: 561253820, DOB: 1/2/1949, Sex: M  
 Adm: 6/17/2018, D/C: 6/21/2018

**H&P - Encounter Notes (continued)**

H&P by Charu G Prakash, MD at 6/17/2018 4:58 PM (continued)

Packs/day: 1.00  
 Years: 25.00  
 Types: Cigarettes  
 Quit date: 4/7/1992  
 • Smokeless tobacco: Never Used  
 • Alcohol use: 2.4 oz/week  
 2 Glasses of wine, 2 Shots of liquor per week  
*Comment: rarely*  
 • Drug use: No  
 • Sexual activity: Not on file

**Other Topics**

Concern

- Not on file

**Social History Narrative**

- No narrative on file

**Allergies**

No Known Allergies

**Home Medications**

**Medications reconciled in EPIC**

**Prior to Admission medications**

| Medication                                   | Sig   | Start Date | End Date | Takin g? | Authorizing Provider    |
|--|---|------------|----------|----------|-------------------------|
| apixaban (ELIQUIS) 5 mg tablet               | Take 1 tablet (5 mg total) by mouth 2 (two) times a day   | 3/2/18     |          |          | Abdul M Sheikh, MD      |
| aspirin, buffered 81 mg Tab                  | Take 81 mg by mouth daily.  | 2/11/11    |          |          | Historical Provider, MD |
| atorvastatin (LIPITOR) 80 MG tablet          | Take 1 tablet (80 mg total) by mouth nightly  | 3/2/18     |          |          | Abdul M Sheikh, MD      |
| blood sugar diagnostic (GLUCOSE BLOOD) strip | cvs true test blood glucose strip; test blood sugar ac breakfast and then once more daily as needed.. | 4/20/16    |          |          | Sylvia S Cunningham, NP |
| blood sugar diagnostic strip                 | True metrix - test blood sugar ac breakfast and then once more daily as needed.. Dx E11.9             | 5/30/17    |          |          | Susan E Ashworth, NP    |
| carvedilol (COREG) 6.25                      | Take 2 tablets (12.5  | 6/5/18     |          |          | Abdul M Sheikh, MD      |



**H&P - Encounter Notes (continued)**

H&P by Charu G Prakash, MD at 6/17/2018 4:58 PM (continued)

|   |  |         |                      |
|---|--|---------|----------------------|
| MG tablet   | mg total) by mouth<br>2 (two) times a day<br>with meals  |         |                      |
| furosemide (LASIX) 20 MG tablet                   | Take 1 tablet (20 mg total) by mouth<br>2 (two) times a day  | 6/1/18  | Abdul M Sheikh, MD   |
| isosorbide mononitrate (IMDUR) 30 MG 24 hr tablet | Take 2 tablets (60 mg total) by mouth<br>2 (two) times a day   | 3/2/18  | Abdul M Sheikh, MD   |
| metFORMIN (GLUCOPHAGE) 500 MG tablet              | 2 tablets po in am and 2 in pm   | 1/15/18 | Susan E Ashworth, NP |
| nitroglycerin (NITROSTAT) 0.4 MG SL tablet        | Place 1 tablet (0.4 mg total) under the tongue every 5 (five) minutes as needed for chest pain<br>Patient not taking:<br>Reported on 6/12/2018 | 1/3/18  | Abdul M Sheikh, MD   |
| ramipril (ALTACE) 10 MG capsule                   | Take 1 capsule (10 mg total) by mouth<br>2 (two) times a day   | 3/2/18  | Abdul M Sheikh, MD   |
| sotalol (BETAPACE) 80 MG tablet                   | Take 1 tablet (80 mg total) by mouth<br>2 (two) times a day  | 3/21/18 | Anand S Kenia, MD    |

**Physical Exam**

**Visit Vitals**

BP 129/53  
Pulse 55  
Temp 98.2 °F (36.8 °C) (Oral)  
Resp 18  
Wt 95.3 kg (210 lb)  
SpO2 100%  
BMI 32.89 kg/m<sup>2</sup>

SpO2 Readings from Last 1 Encounters:  
06/17/18 100%

Physical exam was performed:  
GEN: No acute distress, alert, awake and oriented x 3  
EYES: Conjunctival pale, No scleral icterus, Extraocular muscles intact

**H&P - Encounter Notes (continued)**

H&P by Charu G Prakash, MD at 6/17/2018 4:58 PM (continued)

HEENT: Normocephalic, Atraumatic, Moist mucus membranes  
NECK: Supple  
CV: Normal S1 and S2  
PULM: CTA bilaterally. No wheezes, crackles, or rales  
ABD: Obese, Soft, Not distended, Normo active bowel sounds, Not tender  
EXT: Intact distal pulses, No clubbing, cyanosis, or edema noted  
SKIN: Warm and dry  
NEURO: No focal deficits noted

**Labs**

Results for orders placed or performed during the hospital encounter of 06/17/18

**CBC W/ Diff**

| Result               | Value     | Ref Range           |
|----------------------|-----------|---------------------|
| WBC COUNT            | 12.3 (H)  | 3.5 - 10.5 10E9/L   |
| RBC Count            | 2.31 (L)  | 4.32 - 5.72 10E12/L |
| HGB                  | 5.6 (LL)  | 13.5 - 17.5 g/dL    |
| Hematocrit           | 19 (LL)   | 39 - 50 %           |
| MCV                  | 82        | 81 - 95 fL          |
| MCH                  | 24 (L)    | 26 - 34 pg          |
| MCHC                 | 30 (L)    | 32 - 36 g/dL        |
| RDW                  | 19.5 (H)  | 11.8 - 15.6 %       |
| PLATELET             | 97 (L)    | 150 - 450 10E9/L    |
| MPV                  | 10.7      | 9.4 - 12.4 fL       |
| % NEUTROPHILS        | 66        | %                   |
| % Lymphs             | 12        | %                   |
| % Monos              | 20        | %                   |
| % EOS                | 1         | %                   |
| % BASOS              | 1         | %                   |
| Absolute Neutrophils | 8.1 (H)   | 1.7 - 7.0 10E9/L    |
| Absolute Lymphs      | 1.5       | 1.5 - 4.0 10E9/L    |
| Absolute Monos       | 2.5 (H)   | 0.3 - 0.9 10E9/L    |
| Absolute EOS         | 0.1       | 0.1 - 0.5 10E9/L    |
| Absolute Baso        | 0.1       | 0.0 - 0.3 10E9/L    |
| PLATELET ESTIMATE    | DECREASED |                     |
| ANISOCYTOSIS         | 2+        |                     |
| HYPOCHROMIA          | 3+        |                     |
| POIKILOCYTOSIS       | 2+        |                     |

**Partial Thromboplastin Time (PTT)**

| Result | Value | Ref Range   |
|--------|-------|-------------|
| PTT    | 30    | 25 - 38 SEC |

**Prothrombin Time-INR**

| Result | Value     | Ref Range         |
|--------|-----------|-------------------|
| PT     | 46.0 (H)  | 9.3 - 12.5 SEC    |
| INR    | 4.07 (HH) | 0.85 - 1.15 RATIO |

**Urinalysis, Automated**

| Result      | Value  | Ref Range |
|-------------|--------|-----------|
| URINE COLOR | YELLOW | YELLOW    |





WS Kennestone Hospital  
 677 Church Street  
 Marietta GA 30060-1101  
 Inpatient Record

Maurice, Eugene George  
 MRN: 561253820, DOB: 1/2/1949, Sex: M  
 Adm: 6/17/2018, D/C: 6/21/2018

**H&P - Encounter Notes (continued)**

H&P by Charu G Prakash, MD at 6/17/2018 4:58 PM (continued)

|                          |            |                                    |
|--------------------------|------------|------------------------------------|
| URINE APPEARANCE         | CLOUDY (A) | CLEAR                              |
| URINE SPEC GRAVITY       | 1.005      | 1.001 - 1.040                      |
| Urine pH                 | 5.0        | 5.0 - 8.0                          |
| Urine Protein            | 2+ (A)     | NEGATIVE                           |
| URINE GLUCOSE,Iris       | NEGATIVE   | NEGATIVE                           |
| URINE KETONES            | NEGATIVE   | NEGATIVE                           |
| URINE BILIRUBIN          | NEGATIVE   | NEGATIVE                           |
| URINE BLOOD              | 1+ (A)     | NEGATIVE                           |
| URINE NITRITES           | NEGATIVE   | NEGATIVE                           |
| URINE LEUK ESTERASE      | TRACE (A)  | NEGATIVE                           |
| URINE PRESERVATIVE       | NO         |                                    |
| URINE RBC                | 9 (H)      | 0 - 1 /HPF                         |
| URINE WBC                | 29 (H)     | 0 - 5 /HPF                         |
| URINE BACTERIA           | RARE (A)   | NONE SEEN                          |
| AMORPHOUS CRYSTALS       | RARE (A)   | REFERENCE RANGE<br>NOT ESTABLISHED |
| URINE SQUAMOUS EPI CELLS | 3          | 0 - 3 /HPF                         |
| HYALINE CASTS            | 1          | 0 - 1 /LPF                         |

**Magnesium, Bld**

| Result    | Value | Ref Range       |
|-----------|-------|-----------------|
| Magnesium | 2.3   | 1.6 - 2.6 mg/dL |

**POCT Occult Blood Stool-Screen**

| Result                          | Value        | Ref Range  |
|---------------------------------|--------------|------------|
| Fecal Occult Blood              | Positive (A) | Negative   |
| FOB Positive Control Blue Check | Yes          | Yes        |
| FOB Negative Control Background | Yes          | Yes        |
| Clear                           |              |            |
| FOB Lot Number                  | 119          |            |
| FOB Expiration Date             | 10/31/2018   | mm/dd/yyyy |
| Employee ID                     | 22806        |            |

**Electrocardiogram,12 Lead**

| Result          | Value | Ref Range |
|-----------------|-------|-----------|
| VENT RATE       | 55    | BPM       |
| Atrial Rate     | 55    | BPM       |
| PR Interval     | 178   | MS        |
| QRS Duration    | 140   | MS        |
| QT Interval     | 530   | MS        |
| QTC Calculation | 507   | MS        |
| P Axis          | 54    | DEGREES   |
| R Axis          | -43   | DEGREES   |
| T Wave Axis     | 175   | DEGREES   |

**Type and screen**

| Result                    | Value      | Ref Range |
|---------------------------|------------|-----------|
| Ordered Product Component | RED CELLS  |           |
| UNITS ORDERED             | 1          |           |
| ABO/RH(D)                 | O POSITIVE |           |
| ANTIBODY SCREEN           | NEGATIVE   |           |
| ARM BAND NUMBER           | R90803     |           |



WS Kennestone Hospital  
 677 Church Street  
 Marietta GA 30060-1101  
 Inpatient Record

Maurice, Eugene George  
 MRN: 561253820, DOB: 1/2/1949, Sex: M  
 Adm: 6/17/2018, D/C: 6/21/2018

**H&P - Encounter Notes (continued)**

H&P by Charu G Prakash, MD at 6/17/2018 4:58 PM (continued)

BLOOD BANK COMMENT BLOOD PRODUCTS AVAILABLE AND CALLED TO BRIAN AT 1700 ON 6/17/18  
 Unit Number W200318246426  
 BLOOD COMPONENT TYPE AS-1 RED BLOOD CELLS, LEUKOCYTES REDUCED (FILTRATION)  
 UNIT DIVISION 00  
 STATUS OF UNIT ISSUED  
 TRANSFUSION STATUS OK TO TRANSFUSE  
 CROSSMATCH RESULT Compatible

**PREPARE RBC, 1 Units**

| Result                    | Value  | Ref Range |
|---------------------------|--------|-----------|
| ARM BAND NUMBER           | R90803 |           |
| Special Unit Requirements | NONE   |           |

**Blood Group and RH Type**

| Result    | Value      | Ref Range |
|-----------|------------|-----------|
| ABO/RH(D) | O POSITIVE |           |

**POC Chem8**

| Result              | Value    | Ref Range          |
|---------------------|----------|--------------------|
| POC-SODIUM          | 135 (L)  | 136 - 145 mmol/L   |
| POC-POTASSIUM       | 4.9      | 3.5 - 5.1 mmol/L   |
| POC-CHLORIDE        | 99       | 95 - 110 mmol/L    |
| POC-GLUCOSE         | 111 (H)  | 70 - 99 mg/dL      |
| POC-BUN             | 56 (H)   | 7 - 21 mg/dL       |
| POC-IONIZED CALCIUM | 1.01 (L) | 1.09 - 1.29 mmol/L |
| POC-CO2             | 18 (L)   | 20 - 28 mmol/L     |
| POC-AGAP            | 24 (H)   | 15 - 23            |
| POC-CREATININE      | 2.2 (H)  | 0.64 - 1.27 mg/dL  |
| GFR Non-Afric Amer  | 30 (L)   | >59 ml/min/1.73 m2 |
| GFR AFRICAN AMER    | 36 (L)   | >59 ml/min/1.73 m2 |
| POC-OPERATOR'S ID   | 54558    |                    |

**POC BNP I-Stat**

| Result            | Value     | Ref Range    |
|-------------------|-----------|--------------|
| POC-BNP           | 2,307 (H) | 0 - 99 ng/mL |
| POC-OPERATOR'S ID | 54558     |              |

**POC Troponin**

| Result            | Value                                   | Ref Range   |
|-------------------|---|-------------|
| POC TROPONIN      | 0.09 (HH)                               | <0.09 ng/mL |
| POC-COMMENT       | Notification value. Physician notified. |             |
| POC-OPERATOR'S ID | 54558                                   |             |

No results found for: DDIMER

**Protime**

| Date       | Value | Ref Range       | Status |
|------------|-------|-----------------|--------|
| 01/03/2014 | 10.8  | 10.0 - 13.7 SEC | Final  |

**H&P - Encounter Notes (continued)**

H&P by Charu G Prakash, MD at 6/17/2018 4:58 PM (continued)

**PT**

| Date       | Value    | Ref Range      | Status |
|------------|----------|----------------|--------|
| 06/17/2018 | 46.0 (H) | 9.3 - 12.5 SEC | Final  |

**INR**

| Date       | Value     | Ref Range         | Status |
|------------|-----------|-------------------|--------|
| 06/17/2018 | 4.07 (HH) | 0.85 - 1.15 RATIO | Final  |

Comment:  
NOTIFICATION VALUE CALLED  
READ BACK AND CONFIRMED  
TO K. WISE RN @ 1614 ON 06/17/18

**ANION GAP**

| Date       | Value  | Ref Range | Status |
|------------|--------|-----------|--------|
| 06/15/2018 | 27 (H) | 12 - 20   | Final  |
| 06/12/2018 | 20     | 12 - 20   | Final  |
| 05/31/2018 | 20     | 12 - 20   | Final  |

**POC-BNP**

| Date       | Value     | Ref Range    | Status |
|------------|-----------|--------------|--------|
| 06/17/2018 | 2,307 (H) | 0 - 99 ng/mL | Final  |

Comment:  
Note: Correct units are pg/mL and not ng/mL. Reference range is 0-99 pg/mL.

**Diagnostic Studies**

**Imaging:**

Results for orders placed or performed during the hospital encounter of 06/17/18

X-ray Chest Portable - (1 View)

*Narrative*

EXAM: KH XR CHEST PORTABLE - (1 VIEW)

CLINICAL INDICATION:

SOB

COMPARISON: 6/15/2018

FINDINGS: The heart remains upper limits normal size with changes of median sternotomy and CABG. The lungs are fully expanded demonstrating increased edema, unchanged tiny pleural effusions. No pneumothorax is seen.

*Impression*

Increased pulmonary edema.

H&P - Encounter Notes (continued)

H&P by Charu G Prakash, MD at 6/17/2018 4:58 PM (continued)

Released By: MARK PARSON, MD 6/17/2018 4:05 PM

**Assessment and Plan**

EUGENE G MAURICE is a 69 y.o. male who presents with GI bleed

Principal Problem:

GI bleed

Active Problems:

Hyperlipidemia, unspecified hyperlipidemia type

Obesity

Essential hypertension with goal blood pressure less than 130/85

Coronary artery disease involving native coronary artery of native heart without angina pectoris

Controlled type 2 diabetes mellitus with diabetic peripheral angiopathy without gangrene, without long-term current use of insulin (HCC)

Anemia due to acute blood loss

UTI (urinary tract infection)

Pulmonary edema

GI Bleed

--admit to IMCU

--Check H/H q 8 hours x 24 hours

--Establish adequate IV access

--Type and Screen 2 units of pRBCs

--Protonix gtt

--Hold anticoagulation/SCDs for DVT prophylaxis

--Gastroenterology Consult

Anemia due to acute blood loss

--Type and Screen 2 units of pRBCs

--transfuse 2 units PRBC

--serial H & H.

Elevated Troponin and abnormal EKG

--cycle cardiac enzymes,

--patient scheduled for LHC in 6/20

--Tele, consult CVM

DMT2

--Accucheck q Ac and Hs or q 6 hours if NPO

--Insulin coverage with SSI scale

--Hold oral meds.

--HgA1c and 1800 ADA diet

--Hypoglycemia protocol

--Consult DM educator



H&P - Encounter Notes (continued)

H&P by Charu G Prakash, MD at 6/17/2018 4:58 PM (continued)

UTI

--urine culture  
--Zosyn

Pulmonary edema

--cont home dose lasix, further Mx per CVM

HTN

--Blood pressure low normal  
--Holding parameters or Bp meds

Plan of care was discussed and all questions were answered.

**Code Status:** Full

**Naomi W Muhia, NP**  
**Hospital Medicine**  
**6/17/2018**  
**4:58 PM**

Physician Addendum :

*GEN:* No acute distress

*NEURO:* AAOx3

*EYES:* No conjunctival pallor, No scleral icterus, Extraocular muscles intact

*HEENT:* Moist mucus membranes, No oropharyngeal erythema

*NECK:* Supple, No carotid bruits appreciated

*CV:* Regular rate and rhythm, No murmurs appreciated

*PULM:* Decreased breath sounds

*ABD-* soft, NT, ND, BS +EXT - edema 3+

*Neuro* AAO x3, no focal deficits

Pt is 69 y.o. male with PMHx of CAD, paroxysmal atrial flutter/fibrillation on Eliquis, DM , HTN presents to ER with progressive SOB. In ER pt with hgb 5.6 with heme positive stools. GI consulted.transfuse 2 units PRBC, Lasix 20 mg IV after 1st unit. Hold AC.

Elevated BNP/ mild elevation in troponin

CXR pulm edema

Lasix 40 mg Iv BID, decrease coreg

D/w with Dr Irlandez

Monitor creatinine closely with diuresis

UTI

Abx , f/u UC /BC

Elevated lactic acid

Likely sec to hypoperfusion sec to severe anemia

Trending down





WS Kennestone Hospital  
677 Church Street  
Marietta GA 30060-1101  
Inpatient Record

Maurice, Eugene George  
MRN: 561253820, DOB: 1/2/1949, Sex: M  
Adm: 6/17/2018, D/C: 6/21/2018

**H&P - Encounter Notes (continued)**

H&P by Charu G Prakash, MD at 6/17/2018 4:58 PM (continued)

Started on IV abx, f/u cultures  
follow serial LA

I examined the patient, I discussed with the patient and family the plan, I reviewed the APP's orders, notes, I agree with the plan.

Charu prakash MD  
Hospitalist Service

Electronically Signed by Charu G Prakash, MD on 6/18/2018 12:14 AM

**Consults - Encounter Notes**

Consults by Diosdado M Irlandez, MD at 6/17/2018 5:07 PM

|   |                                    |                        |
|---|------------------------------------|------------------------|
| Author: Diosdado M Irlandez, MD   | Service: Cardiology                | Author Type: Physician |
| Filed: 6/17/2018 6:00 PM  | Date of Service: 6/17/2018 5:07 PM | Status: Signed         |
| Editor: Diosdado M Irlandez, MD (Physician)   |                                    |                        |
| Related Notes: Original Note by Davdatt Patel V, NP (Nurse Practitioner) filed at 6/17/2018 5:45 PM |                                    |                        |

**WellStar Cardiovascular Medicine**

**Patient Name:** Eugene G Maurice  
**Date of Birth:** 1/2/1949  
**Primary Cardiologist:** Abdul Sheikh MD  
**Today's Date:** 6/17/2018  
LOS: 0 days

**CARDIOVASCULAR MEDICINE CONSULT NOTE**

**Reason for Consult:** CAD  
**Requesting Provider:** Krug

**History of Present Illness**

Eugene G Maurice is a 69 y.o. male presented to ER with c/o 2 week hx of progressively worsening SOB which has actually been on going x 2 months. Pt was seen by Dr. Sheikh and plan was pt to undergo repeat LHC to assess coronary anatomy on 6/20/18.. Pt was found to have (+) stool guiac and H/H of 5.6/19. CVM consulted as pt is on eliquis for hx PAF. Pt denies any c/o CP but does c/o DOE, and 3 pillow orthopnea. Pt has noted increased swelling BLE x 2 weeks, denies missing lasix dose but has held ACE-I/BB x 2 weeks 2/2 hypotension and dizziness. Of note pt states has had several episodes of nose bleeds - last 3 days ago lasting 60'.

**Past Medical History**

**Cardiovascular History:**

|     |   |
|-----|---|
| No  | History of Cardiac Arrest (Requiring CPR/Defibrillation)  |
| No  | History of Myocardial Infarction (MI)                     |
| Yes | History of Prior Percutaneous Coronary Intervention (PCI) |
| Yes | History of Coronary Artery Bypass Grafting (CABG)         |

**Consults - Encounter Notes (continued)**

Consults by Diosdado M Irlandez, MD at 6/17/2018 5:07 PM (continued)

**Cardiovascular Risk Factors:**

|            |   |
|------------|---|
| <b>Yes</b> | Hypertension (HTN)  |
| <b>Yes</b> | Dyslipidemia (High LDL Cholesterol / Low HLD Cholesterol)     |
| <b>No</b>  | Diabetes/Pre-Diabetes (Type 1 or 2)                           |
| <b>Yes</b> | Tobacco Use (Ongoing or History)                              |
| <b>Yes</b> | Family History of Coronary Heart Disease (CHD)                |
| <b>Yes</b> | Obesity ( <i>Body mass index is 32.89 kg/m<sup>2</sup>.</i> ) |

**Pertinent Comorbidities:**

|            |   |
|------------|---|
| <b>No</b>  | Cerebrovascular Disease <ul style="list-style-type: none"> <li>• Transient Ischemic Attack (TIA)</li> <li>• Cerebrovascular Accident (CVA)</li> <li>• Carotid Artery Stenosis (&gt; 79%)</li> <li>• History of Carotid Endarterectomy (CEA)</li> </ul>  |
| <b>Yes</b> | Peripheral Vascular Disease (PVD) <ul style="list-style-type: none"> <li>• Claudication (with exertion or rest)</li> <li>• History of Amputation for Arterial Insufficiency</li> <li>• History of Vascular Bypass or PTA</li> <li>• History of Aortic Aneurysm (with or without repair)</li> <li>• ABI &lt;= 0.9 or Imaging demonstrating &gt; 50% stenosis</li> </ul>                          |
| <b>No</b>  | Heart Failure (Systolic or Diastolic): Class: <ul style="list-style-type: none"> <li>• Class I: No limitations with ordinary activity</li> <li>• Class II: Slight limitation of ordinal activity, comfortable at rest</li> <li>• Class III: Marked limitation of physical activity, comfortable at rest</li> <li>• Class IV: Symptoms at rest that worsen with any physical activity</li> </ul> |
| <b>No</b>  | Chronic Lung Disease (CLD)  |
| <b>No</b>  | Chronic Kidney Disease (CKD)  |
| <b>No</b>  | History of Intracranial Hemorrhage (ICH)  |
| <b>Yes</b> | History of Gastrointestinal Bleeding (GIB)  |

**Past Medical History:**

| Diagnosis  | Date      |
|--|-----------|
| <ul style="list-style-type: none"> <li>• CAD (coronary artery disease)</li> <li>• Cancer of prostate with low recurrence risk (stage T1-2a and Gleason &lt; 7 and PSA &lt; 10) (HCC)</li> <li>• Coronary atherosclerosis of native coronary artery</li> <li>• Diabetes mellitus (HCC)</li> <li>• Essential hypertension, benign</li> <li>• Family history of ischemic heart disease</li> <li>• Hyperlipidemia</li> <li>• Hypertension</li> <li>• Infectious viral hepatitis<br/><i>as teen/cannont recall what type</i></li> <li>• Obesity</li> <li>• Other and unspecified hyperlipidemia</li> <li>• Other symptoms involving cardiovascular system</li> <li>• PVD (peripheral vascular disease) (HCC)</li> </ul> | 1/30/2018 |



**Consults - Encounter Notes (continued)**

Consults by Diosdado M Irlandez, MD at 6/17/2018 5:07 PM (continued)

**Past Surgical History**

Past Surgical History:

| Procedure                                      | Laterality | Date   |
|--|------------|--------|
| • APPENDECTOMY                                 |            |        |
| • CAROTID ENDARTERECTOMY<br>x2                 |            |        |
| • COLONOSCOPY<br>as of 9/2014 has not had this |            |        |
| • CORONARY ARTERY BYPASS GRAFT<br>X6           |            | 1992   |
| • CORONARY STENT PLACEMENT<br>sheikh           |            | 2014   |
| • shingles                                     |            | 9/2015 |

**Family History**

Family History

| Problem                   | Relation | Age of Onset |
|---------------------------|----------|--------------|
| • Coronary artery disease | Mother   |              |
| • Other<br>MI             | Mother   |              |
| • Other<br>MI             | Brother  |              |
| • Anemia                  | Neg Hx   |              |
| • Arrhythmia              | Neg Hx   |              |
| • Asthma                  | Neg Hx   |              |
| • Clotting disorder       | Neg Hx   |              |
| • Fainting                | Neg Hx   |              |
| • Heart attack            | Neg Hx   |              |
| • Heart disease           | Neg Hx   |              |
| • Heart failure           | Neg Hx   |              |
| • Hyperlipidemia          | Neg Hx   |              |
| • Hypertension            | Neg Hx   |              |
| • Stroke                  | Neg Hx   |              |

**Social History**

Social History

| Substance Use Topics |               |
|----------------------|---------------|
| • Smoking status:    | Former Smoker |
| Packs/day:           | 1.00          |
| Years:               | 25.00         |
| Types:               | Cigarettes    |
| Quit date:           | 4/7/1992      |
| • Smokeless tobacco: | Never Used    |
| • Alcohol use        | 2.4 oz/week   |





**Consults - Encounter Notes (continued)**

Consults by Diosdado M Irlandez, MD at 6/17/2018 5:07 PM (continued)

2 Glasses of wine, 2 Shots of liquor per week  
*Comment: rarely*

**Allergies**

No Known Allergies

**Home Medications**

See home medication reconciliation list.

**Review of Systems**

ALL OTHER SYSTEMS WERE FOUND TO BE NEGATIVE EXCEPT FOR THAT DESCRIBED IN THE ABOVE HPI

**Flowsheet**

**Visit Vitals**

BP 114/51  
 Pulse 55  
 Temp 97.8 °F (36.6 °C)  
 Resp 22  
 Wt 95.3 kg (210 lb)  
 SpO2 100%  
 BMI 32.89 kg/m<sup>2</sup>

**Physical Exam**

**General:** alert, well appearing, and in no distress  
**Eyes:** Pupils are equal and reactive.  
**Neck:** supple, no jugular venous distention, no carotid bruits  
**Chest:** **BBS= with crackles in bases with occasional exp wheeze noted;** normal respiratory effort  
**Cardiovascular:** S1 and S2 normal, no click, gallop or rub. **3/6 SEM noted**  
**Abd:** soft without significant tenderness or guarding, bowel sounds present  
**Extremities:** **3+ pedal edema up to knees,** no clubbing or cyanosis  
**Skin:** normal coloration, no rashes  
**Neuro:** alert, oriented, normal speech, no focal findings  
**Psych:** appropriate mood and affect, follows commands

**Labs**

**HEMATOLOGY:**

**Results from last 7 days**

| Lab       | Units  | 06/17/18    |
|-----------|--------|-------------|
|           |        | <b>1514</b> |
| WBC COUNT | 10E9/L | 12.3*       |
| HGB       | g/dL   | 5.6*        |



WS Kennestone Hospital  
677 Church Street  
Marietta GA 30060-1101  
Inpatient Record

Maurice, Eugene George  
MRN: 561253820, DOB: 1/2/1949, Sex: M  
Adm: 6/17/2018, D/C: 6/21/2018

**Consults - Encounter Notes (continued)**

Consults by Diosdado M Irlandez, MD at 6/17/2018 5:07 PM (continued)

HEMATOCRIT % 19\*  
PLATELET 10E9/L 97\*

**Results from last 7 days**

| Lab  | Units | 06/17/18<br>1514 |
|------|-------|------------------|
| INR  | RATIO | 4.07*            |
| APTT | SEC   | 30               |

**CHEMISTRY:**

**Results from last 7 days**

| Lab                  | Units          | 06/17/18<br>1515 | 06/17/18<br>1514 | 06/15/18<br>1142 | 06/12/18<br>1403 | 06/12/18<br>1250 |
|----------------------|----------------|------------------|------------------|------------------|------------------|------------------|
| SODIUM, S            | mmol/L         | --               | --               | 138              | --               | 142              |
| POTASSIUM            | mmol/L         | --               | --               | 5.6*             | --               | 5.0              |
| CHLORIDE             | mmol/L         | --               | --               | 100              | --               | 102              |
| CO2                  | mmol/L         | --               | --               | 17*              | --               | 25               |
| BUN BLD              | mg/dL          | --               | --               | 49*              | --               | 50*              |
| CREATININE, S        | mg/dL          | --               | --               | 1.64*            | --               | 1.41*            |
| POC CREATININE       | mg/dL          | 2.2*             | --               | --               | 1.4*             | --               |
| ANION GAP            |                | --               | --               | 27*              | --               | 20               |
| GLUCOSE              | mg/dL          | --               | --               | 112*             | --               | 113*             |
| CALCIUM, TOTAL       | mg/dL          | --               | --               | 8.7*             | --               | 9.1              |
| MAGNESIUM            | mg/dL          | --               | 2.3              | --               | --               | --               |
| GFR MDRD NON AF AMER | ml/min/1.73 m2 | 30*              | --               | 42*              | 50*              | 50*              |

**CARDIAC:**

Invalid input(s): POCTROP  
POC-BNP

| Date       | Value     | Ref Range    | Status |
|------------|-----------|--------------|--------|
| 06/17/2018 | 2,307 (H) | 0 - 99 ng/mL | Final  |

Comment:

*Note: Correct units are pg/mL and not ng/mL. Reference range is 0-99 pg/mL.*

**ProBNP N Terminal**

| Date       | Value     | Ref Range     | Status |
|------------|-----------|---------------|--------|
| 05/31/2018 | 1,670 (H) | 0 - 300 pg/mL | Final  |

Comment:

*Age dependent cut points for acute heart failure:*

<50 years old 450 pg/mL  
50-75 years old 900 pg/mL  
>75 years old 1800 pg/mL



**Consults - Encounter Notes (continued)****Consults by Diosdado M Irlandez, MD at 6/17/2018 5:07 PM (continued)**

*Values below 300 pg/mL have a high negative predictive value to exclude acute heart failure.*

*Values above the age range cut points have a high positive predictive value to rule in acute heart failure in the absence of renal failure.*

*Values falling between these cut points represent an indeterminant range.*

**HIGH DOSES OF BIOTIN TAKEN WITHIN 8 HOURS OF BLOOD COLLECTION MAY INTERFERE WITH THE RESULTS OF THIS ASSAY**

**Radiology**

**CXR:** The heart remains upper limits normal size with changes of median sternotomy and CABG. The lungs are fully expanded demonstrating increased edema, unchanged tiny pleural effusions. No pneumothorax is seen.

**Cardiology Diagnostics****ECG/Telemetry:**

SINUS BRADYCARDIA

LEFT AXIS DEVIATION

NON-SPECIFIC INTRA-VENTRICULAR CONDUCTION BLOCK

T WAVE ABNORMALITY, CONSIDER INFERIOR ISCHEMIA

T WAVE ABNORMALITY, CONSIDER ANTEROLATERAL ISCHEMIA

ABNORMAL ECG

WHEN COMPARED WITH ECG OF 01-NOV-2017 07:25,

T WAVE INVERSION NOW EVIDENT IN ANTEROLATERAL LEADS

QT HAS LENGTHENED

CONFIRMED BY KANSAL MD, SARITA (1032) ON 6/17/2018 3:37:03 PM

**Last Echocardiogram: 4/2018**

- The left ventricular systolic function is normal, ejection fraction is 50-55%.
- The left ventricular cavity size is normal.
- Left ventricular diastolic function is normal.
- The right ventricular cavity size and systolic function is/are normal.
- There is mild mitral and tricuspid valve regurgitation present.

**Last TEE: 6-12-18**

- The left ventricular systolic function is normal, ejection fraction is 55-60%.
- The left ventricular cavity size is normal.
- Unable to assess left ventricular diastolic function. Unable to assess left atrial pressure.
- The right ventricular cavity size and systolic function is/are normal.
- There is no evidence of thrombus in the left atrial appendage. There is no spontaneous echo contrast in the left atrial appendage.
- Mild- moderate central MR( 2 small jets), likely related to tethering of posterior leaflet, MR determined by color jet area, color jet not adequate for ERO and VC determination

**Consults - Encounter Notes (continued)**

**Consults by Diosdado M Irlandez, MD at 6/17/2018 5:07 PM (continued)**

- Suboptimal , but negative bubble study for PFO

**Last Ischemic Evaluation: 11/2017**

Dominance: Right

Left Main

Ost LM to LM lesion, 100% stenosed.

Left Anterior Descending

Ost LAD lesion, 100% stenosed.

Ost LAD to Prox LAD lesion, 100% stenosed.

Left Circumflex

Dist Cx filled by collaterals from Inf Sept.

Ost Cx lesion, 100% stenosed.

Right Coronary Artery

Prox RCA lesion, 100% stenosed.

Graft Angiography

LIMA Graft to 1st Diag, Mid LAD

The graft is angiographically normal (0%).

Sequential Vein Graft to 1st Mrg, 2nd Mrg

The conduit type is a SVG.

Origin to Prox Graft lesion before 1st Mrg, 100% stenosed. The lesion was previously treated with a drug eluting stent and stent (unknown type). The lesion is eccentric.

PCI: Lesion length: 90mm. There is no pre-interventional antegrade distal flow. The lesion was treated by angioplasty only with a BALLOON EMERGE MR 1.50MM X 15 and BALLOON SPRINT LGND RX 2.5X30 30MM OTW RX SPNTR mm balloon(s).

Post TIMI flow: 3.

There is a 90% residual stenosis post intervention.

Vein Graft to RPDA

The conduit type is a SVG.

Origin lesion, 10% stenosed. The lesion was previously treated with a drug eluting stent and stent (unknown type).

Prox Graft lesion, 40% stenosed.

- Unsuccessful attempt at CTO PCI of the native LCx due to inability to wire the antegrade segment. Retrograde equipment was able to be advanced to the distal cap but not able to be externalized into the aorta.
- Continued medical management at this time

**Assessment**

1. Blood loss anemia - reason for admit
2. PAF - eliquis/betapace - reason for consult
3. HFpEF - elevated BNP
4. CAD - CABG with subsequent s/p POBA 11/2017
5. HTN/HLP
6. DM
7. AKI

**Plan**

1. Hold eliquis

**Consults - Encounter Notes (continued)**

Consults by Diosdado M Irlandez, MD at 6/17/2018 5:07 PM (continued)

2. Agree with GI eval/PRBC's
3. Change PO Lasix to IV and increase dose to 40mg q12\*
4. Continue Betapace
5. Hold coreg 2/2 bradycardia
6. Hold Altace 2/2 worsening renal fx
7. Consider WPM consult regarding SOB if no improvement after PRBC/Lasix
8. Check Orthostatic BP/HR starting in AM

*Davdatt V Patel, NP*  
6/17/2018, 5:07 PM  
Wellstar Cardiovascular Medicine  
770-424-6893

**Physician Addendum**

I have personally evaluated this patient and reviewed all data. The note above (with addenda and errata) reflect my work, and I agree with the A&P as articulated here.

Concern with high output chf in the setting of anemia/gib

Agree with additional iv lasix after each unit.

Lungs decreased at bases  
jvd difficult to assess  
CV s1 s2 reg  
abd soft  
Edema 3+  
awake

Would decrease coreg, inappropriate brady in setting of significant anemia.  
Plans for coronary evaluation dependent on GI evaluation. GI procedures if needed better scheduled for Tuesday when patient's clinical status improved. Patient would be at increased but acceptable risk for such procedures.

Will follow. Eventual coronary evaluation for cath.

Electronically Signed by Diosdado M Irlandez, MD on 6/17/2018 6:00 PM

**Consults by Aasim M Sheikh, MD at 6/18/2018 9:42 AM**

|  |                                    |                        |
|--|------------------------------------|------------------------|
| Author: Aasim M Sheikh, MD   | Service: Gastroenterology          | Author Type: Physician |
| Filed: 6/18/2018 1:16 PM   | Date of Service: 6/18/2018 9:42 AM | Status: Signed         |
| Editor: Aasim M Sheikh, MD (Physician)   |                                    |                        |
| Related Notes: Original Note by Michelle M Lovett, NP (Nurse Practitioner) filed at 6/18/2018 12:18 PM |                                    |                        |
| Consult Orders   |                                    |                        |
| 1. Consult to GI [750969695] ordered by Monique Walcott V, MD at 06/18/18 0744                         |                                    |                        |



Consults - Encounter Notes (continued)

Consults by Aasim M Sheikh, MD at 6/18/2018 9:42 AM (continued)



Consultation Note

**Eugene G Maurice**  
**DOB: 1/2/1949**  
**Age: 69 y.o.**  
**MRN: 561253820**  
**Admission Date: 6/17/2018**  
**Consultation Date: 6/18/2018**

**Reason for consultation:** GI bleed.

**Assessment:**

**Patient Active Problem List**

**Diagnosis**

- Family history of ischemic heart disease
- Hyperlipidemia, unspecified hyperlipidemia type
- PVD (peripheral vascular disease) (HCC)
- Obesity
- Essential hypertension with goal blood pressure less than 130/85
- Coronary artery disease involving native coronary artery of native heart without angina pectoris
- Controlled type 2 diabetes mellitus with diabetic peripheral angiopathy without gangrene, without long-term current use of insulin (HCC)
- Elevated PSA
- Angina pectoris (HCC)
- Coronary arteriosclerosis
- S/P angioplasty with stent
- Cancer of prostate with low recurrence risk (stage T1-2a and Gleason < 7 and PSA < 10) (HCC)
- Upper GI bleed
- Anemia due to acute blood loss
- UTI (urinary tract infection)
- Pulmonary edema
- Acute on chronic congestive heart failure, unspecified congestive heart failure type (HCC)
- AKI (acute kidney injury) (HCC)
- Adverse effect of sotalol, initial encounter
- Acute on chronic heart failure with normal ejection fraction (HCC)

1) Severe NC anemia without overt GI bleeding, heme positive stool on 6/17/18, may be due to recent epistaxis on 6/15/18, also r/o PUD, AVMs, colon polyps, malignancy.

**Consults - Encounter Notes (continued)****Consults by Aasim M Sheikh, MD at 6/18/2018 9:42 AM (continued)**

- 2) Recent epistaxis.
- 3) Anticoagulation, Eliquis on hold, last dose in am on 6/17/18.
- 4) pA-flutter/A-fib.
- 5) Dyspnea, likely 2/2 anemia.
- 6) Mild to moderate MR on TEE on 6/12/18.
- 7) Elevated LFTs with total bili 1.4, alk phos 137, AT 723, ALT 1072, r/o ischemic hepatitis, medications (Lipitor). LFTs were previously normal in 10/2017. Occasional ETOH use. H/O acute hepatitis in his teens.
- 8) Thrombocytopenia.
- 9) Lactic acidosis.
- 10) AKI.
- 11) UTI, on Zosyn.
- 12) PMH: HTN, hyperlipidemia, CAD s/p CABG, CHF, PVD, DM, prostate cancer, obesity.

**Plan:**

- EGD tomorrow off Eliquis for 48 hours. He already ate a cardiac breakfast today.
- Colonoscopy if EGD is negative.
- Monitor H & H. Transfuse prn.
- Monitor LFTs and platelets.
- Check acute hepatitis panel.
- Hold Lipitor due to elevated LFTs.

Thank you very much for this consultation, we will follow this patient with you closely.

**GI ATTENDING ADDENDUM**

I have personally seen and examined the patient. I developed the assessment and plan as stated above in the Advanced Practice Provider's note.

Admitted for progressive SOB over weeks with sudden worsening of SOB over 48 hours. Has CHF (diastolic?). Significant azotemia and anemia on admission. Is at risk for UGI bleeding from ASA and Eliquis. Recurrent epistaxis complicates the picture. Hb not up as much as expected after 3 but no overt signs of bleeding. Low platelets raise concern of underlying liver disease. Exam is benign. Will get abd US (complete). EGD in AM. Follow H/H and PPI.

LFTs highly suspicious of ischemic liver injury (hypotension/bradycardia?). Will follow pattern. Get acute hep panel

**History of Present Illness:**

Eugene G Maurice is a 69 y.o. male who is seen 6/18/2018 in consultation at the request of Dr. Walcott for GI bleed. He has a history of htn, hyperlipidemia, CAD s/p CABG, pA-flutter/A-fib on Eliquis, CHF, PVD, DM, prostate cancer, obesity. He also has a history of acute hepatitis in his teens.

He has had SOB for 2-1/2 years. He was treated with Lasix as outpatient for CHF. He has had intermittent epistaxis. He most recently had epistaxis for 3 hours on 6/15/18. His SOB increased yesterday. He was admitted to Kennestone Hospital on 6/17/18 with SOB and fatigue. Upon admission, his H & H was 5.6 and 19, MCV 82, pLts 97, PT 46, INR 4.07, lactic acid 8.3, BUN 56, CR 2.2. He received 3 units pRBCs on 6/17/18. His



**Consults - Encounter Notes (continued)**

**Consults by Aasim M Sheikh, MD at 6/18/2018 9:42 AM (continued)**

stool was heme positive on 6/17/18. Eliquis was held. His last dose of Eliquis was in the morning on 6/17/18. He was started on a Protonix drip. Today, his H & H is 7.6 and 25, plts 64. His PT was 34.6, INR 3.06 today. His LFTs today were elevated with total bili 1.4, alk phos 137, AT 723, ALT 1072. His LFTs were previously normal in 10/2017. He drinks 1-2 ETOH drinks 1-2 times per week. He denies the use of illegal drugs. He was started on Zosyn for UTI. A CXR on 6/17/18 revealed increased pulmonary edema. A recent TEE on 6/12/18 revealed mild to moderate MR. He is scheduled for a LHC on 6/20/18. Cardiology does not plan to perform a LHC at this time since his SOB is likely due to anemia. He denies any overt GI bleeding. He denies N/V or abdominal pain. He denies the use of NSAIDs. He has never had an EGD or colonoscopy.

**PMH/PSH/Allergies/Medications:**

**Past Medical History:**

| Diagnosis  | Date      |
|--|-----------|
| • AKI (acute kidney injury) (HCC)  |           |
| • CAD (coronary artery disease)  |           |
| • Cancer of prostate with low recurrence risk (stage T1-2a and Gleason < 7 and PSA < 10) (HCC) | 1/30/2018 |
| • Coronary atherosclerosis of native coronary artery   |           |
| • Diabetes mellitus (HCC)  |           |
| • Essential hypertension, benign   |           |
| • Family history of ischemic heart disease   |           |
| • Hyperlipidemia   |           |
| • Hypertension   |           |
| • Infectious viral hepatitis<br><i>as teen/cannont recall what type</i>                        |           |
| • Obesity  |           |
| • Other and unspecified hyperlipidemia   |           |
| • Other symptoms involving cardiovascular system   |           |
| • PVD (peripheral vascular disease) (HCC)  |           |

**Past Surgical History:**

| Procedure   | Laterality | Date   |
|---|------------|--------|
| • APPENDECTOMY  |            |        |
| • CAROTID ENDARTERECTOMY<br>x2                        |            |        |
| • COLONOSCOPY<br><i>as of 9/2014 has not had this</i> |            |        |
| • CORONARY ARTERY BYPASS GRAFT<br>X6                  |            | 1992   |
| • CORONARY STENT PLACEMENT<br><i>sheikh</i>           |            | 2014   |
| • shingles  |            | 9/2015 |

No Known Allergies

**Consults - Encounter Notes (continued)**

Consults by Aasim M Sheikh, MD at 6/18/2018 9:42 AM (continued)

**Medications:**

**Home:**

**Prescriptions Prior to Admission**

| Medication  | Sig   | Last Dose         |
|---|---|-------------------|
| • apixaban (ELIQUIS) 5 mg tablet                    | Take 1 tablet (5 mg total) by mouth 2 (two) times a day   | 6/17/2018 at 0930 |
| • aspirin, buffered 81 mg Tab                       | Take 81 mg by mouth daily.  | 6/17/2018 at 0930 |
| • atorvastatin (LIPITOR) 80 MG tablet               | Take 1 tablet (80 mg total) by mouth nightly  | 6/16/2018 at 2200 |
| • carvedilol (COREG) 6.25 MG tablet                 | Take 2 tablets (12.5 mg total) by mouth 2 (two) times a day with meals                                | Past Week         |
| • cyanocobalamin, vitamin B-12, (VITAMIN B12 ORAL)  | Take 1 tablet by mouth daily  | 6/16/2018         |
| • furosemide (LASIX) 20 MG tablet                   | Take 1 tablet (20 mg total) by mouth 2 (two) times a day  | 6/17/2018 at 0930 |
| • isosorbide mononitrate (IMDUR) 30 MG 24 hr tablet | Take 2 tablets (60 mg total) by mouth 2 (two) times a day   | 6/17/2018 at 0930 |
| • metFORMIN (GLUCOPHAGE) 500 MG tablet              | 2 tablets po in am and 2 in pm  | 6/17/2018 at 0930 |
| • ramipril (ALTACE) 10 MG capsule                   | Take 1 capsule (10 mg total) by mouth 2 (two) times a day   | Past Week         |
| • sotalol (BETAPACE) 80 MG tablet                   | Take 1 tablet (80 mg total) by mouth 2 (two) times a day  | 6/17/2018 at 0930 |
| • blood sugar diagnostic (GLUCOSE BLOOD) strip      | cvs true test blood glucose strip; test blood sugar ac breakfast and then once more daily as needed.. | Taking            |
| • blood sugar diagnostic strip                      | True metrix - test blood sugar ac breakfast and then once more daily as needed.. Dx E11.9             | Taking            |
| • nitroglycerin (NITROSTAT) 0.4 MG SL tablet        | Place 1 tablet (0.4 mg total) under the tongue every 5 (five) minutes as needed                       | More than a month |

**Consults - Encounter Notes (continued)**

Consults by Aasim M Sheikh, MD at 6/18/2018 9:42 AM (continued)

for chest pain  
(Patient not taking:  
Reported on  
6/12/2018)

**Inpatient:**

**Scheduled Meds:**

|                                      |            |               |             |
|--------------------------------------|------------|---------------|-------------|
| • acetaminophen                      | 650 mg     | Oral          | Q6H PRN     |
| • atorvastatin                       | 80 mg      | Oral          | Nightly     |
| • calcium carbonate                  | 500 mg     | Oral          | TID PRN     |
| • dextrose 40%                       | 1-2 Tube   | Oral          | Q15 Min PRN |
| • dextrose 50 % in water (D50W)      | 10-50 mL   | Intravenous   | Q15 Min PRN |
| • glucagon (human recombinant)       | 1 mg       | Intramuscular | Once PRN    |
| • HYDROcodone-acetaminophen          | 1 tablet   | Oral          | Q6H PRN     |
| • insulin lispro                     | 1-12 Units | Subcutaneous  | AC&HS       |
| • isosorbide mononitrate             | 60 mg      | Oral          | BID         |
| • morphine injection                 | 2 mg       | Intravenous   | Q3H PRN     |
| • nitroglycerin                      | 0.4 mg     | Sublingual    | Q5 Min PRN  |
| • ondansetron<br>Or                  | 4 mg       | Oral          | Q8H PRN     |
| • ondansetron                        | 4 mg       | Intravenous   | Q8H PRN     |
| • pantoprazole                       | 8 mg/hr    | Intravenous   | Continuous  |
| • piperacillin-tazobactam (ZOSYN) IV | 4.5 g      | Intravenous   | Q8H         |
| • polyethylene glycol                | 1 packet   | Oral          | Daily PRN   |
| • ramipril                           | 10 mg      | Oral          | BID         |
| • sodium chloride                    | 100 mL/hr  | Intravenous   | Continuous  |
| • sodium chloride (NS) 0.9 % syringe | 3-40 mL    | Intravenous   | Q1 min PRN  |
| • sodium chloride (NS) 0.9 % syringe | 3-40 mL    | Intravenous   | Q1 min PRN  |
| • sodium chloride (NS) 0.9 % syringe | 3-40 mL    | Intravenous   | Q1 min PRN  |
| • sodium chloride 0.9% (NS) bolus    | 250 mL     | Intravenous   | PRN         |
| • sotalol                            | 40 mg      | Oral          | BID         |

**Continuous Infusions:**

**Consults - Encounter Notes (continued)****Consults by Aasim M Sheikh, MD at 6/18/2018 9:42 AM (continued)**

- pantoprazole 8 mg/hr (06/18/18 0514)
- sodium chloride 100 mL/hr (06/18/18 0103)

**PRN Meds:** acetaminophen, calcium carbonate, dextrose 40%, dextrose 50 % in water (D50W), glucagon (human recombinant), HYDROcodone-acetaminophen, morphine injection, nitroglycerin, ondansetron **\*\*OR\*\*** ondansetron, polyethylene glycol, Insert peripheral IV **\*\*AND\*\*** Saline lock IV **\*\*AND\*\*** sodium chloride (NS) 0.9 % syringe, Insert peripheral IV **\*\*AND\*\*** Saline lock IV **\*\*AND\*\*** sodium chloride (NS) 0.9 % syringe, Insert peripheral IV **\*\*AND\*\*** Maintain IV access **\*\*AND\*\*** INT **\*\*AND\*\*** sodium chloride (NS) 0.9 % syringe, sodium chloride 0.9% (NS) bolus

**Social and Family History:****Social History:**

reports that he quit smoking about 26 years ago. His smoking use included Cigarettes. He has a 25.00 pack-year smoking history. He has never used smokeless tobacco. He reports that he drinks about 2.4 oz of alcohol per week . He reports that he does not use drugs.

**Family History:**

family history includes Coronary artery disease in his mother; Other in his brother and mother.

**ROS:**

A ten point review of symptoms was performed and was negative except for HPI.

**Examination:**

Temp (24hrs), Avg:98.1 °F (36.7 °C), Min:97.7 °F (36.5 °C), Max:98.6 °F (37 °C)

Blood pressure (!) 123/49, pulse (!) 48, temperature 98.2 °F (36.8 °C), temperature source Axillary, resp. rate 17, height 67" (1.702 m), weight 104.9 kg (231 lb 4.2 oz), SpO2 91 %.

**GENERAL:** Comfortable. No acute distress.

**HEAD:** Normocephalic, atraumatic.

**EYES:** Sclerae anicteric, no pallor.

**EARS, NOSE, THROAT, MOUTH:** Oropharynx is pink. Moist mucous membranes. No obvious mucosal lesions.

**NECK:** Supple, no adenopathy.

**CARDIOVASCULAR:** No murmur. Irregular rate and rhythm.

**RESPIRATORY:** Breathing unlabored. Clear to auscultation bilaterally.

**GASTROINTESTINAL:** Abdomen is soft, nontender, nondistended, positive BS. No masses, organomegaly, ascites, or bruits.

**RECTAL:** Deferred.

**EXTREMITIES:** No clubbing or cyanosis.

**INTEGUMENTARY:** Skin is warm, dry, no rash.

**NEUROLOGIC:** The patient is alert, oriented. Answers questions appropriately. Follows commands. No focal deficits.



**Consults - Encounter Notes (continued)**

Consults by Aasim M Sheikh, MD at 6/18/2018 9:42 AM (continued)

**Labs/Current Meds:**

**Laboratory:**

**Results from last 7 days**

| Lab            | Units  | 06/18/18<br>0500 | 06/17/18<br>1515 | 06/15/18<br>1142 |     | 06/12/18<br>1250 |
|----------------|--------|------------------|------------------|------------------|-----|------------------|
| SODIUM, S      | mmol/L | 139              | --               | 138              | --  | 142              |
| POTASSIUM      | mmol/L | 4.0              | --               | 5.6*             | --  | 5.0              |
| CHLORIDE       | mmol/L | 99               | --               | 100              | --  | 102              |
| CO2            | mmol/L | 21*              | --               | 17*              | --  | 25               |
| BUN BLD        | mg/dL  | 58*              | --               | 49*              | --  | 50*              |
| CREATININE, S  | mg/dL  | 1.98*            | --               | 1.64*            | --  | 1.41*            |
| POC CREATININE | mg/dL  | --               | 2.2*             | --               | < > | --               |
| GLUCOSE        | mg/dL  | 116*             | --               | 112*             | --  | 113*             |
| CALCIUM, TOTAL | mg/dL  | 8.1*             | --               | 8.7*             | --  | 9.1              |

< > = values in this interval not displayed.

**Results from last 7 days**

| Lab        | Units  | 06/18/18<br>0500 | 06/17/18<br>1514 |
|------------|--------|------------------|------------------|
| WBC COUNT  | 10E9/L | 10.0             | 12.3*            |
| HGB        | g/dL   | 6.3*             | 5.6*             |
| HEMATOCRIT | %      | 21*              | 19*              |
| MCV        | fL     | 81               | 82               |
| PLATELET   | 10E9/L | 64*              | 97*              |

**Results from last 7 days**

| Lab              | Units | 06/18/18<br>0500 |
|------------------|-------|------------------|
| ALKALINE PHOS    | IU/L  | 137*             |
| BILIRUBIN, TOTAL | mg/dL | 1.4*             |
| ALT              | IU/L  | 1,072*           |
| AST              | IU/L  | 723*             |

**Radiology:**

Results for orders placed or performed during the hospital encounter of 06/17/18

X-ray Chest Portable - (1 View)

*Narrative*

EXAM: KH XR CHEST PORTABLE - (1 VIEW)

CLINICAL INDICATION:

SOB

COMPARISON: 6/15/2018



**Consults - Encounter Notes (continued)**

**Consults by Aasim M Sheikh, MD at 6/18/2018 9:42 AM (continued)**

**FINDINGS:** The heart remains upper limits normal size with changes of median sternotomy and CABG. The lungs are fully expanded demonstrating increased edema, unchanged tiny pleural effusions. No pneumothorax is seen.

*Impression*

Increased pulmonary edema.

Released By: MARK PARSON, MD 6/17/2018 4:05 PM

LOS: 1 day

Michelle M Lovett, NP  
GI Specialists of Georgia  
(P) 770-429-0031  
(F) 678-819-4280  
6/18/2018  
9:42 AM

Electronically Signed by Aasim M Sheikh, MD on 6/18/2018 1:16 PM

**Consults by Anand S Kenia, MD at 6/18/2018 12:49 PM**

Author: Anand S Kenia, MD      Service: Electrophysiology      Author Type: Physician  
Filed: 6/18/2018 4:18 PM      Date of Service: 6/18/2018 12:49 PM      Status: Addendum  
Editor: Anand S Kenia, MD (Physician)  
Related Notes: Original Note by Anand S Kenia, MD (Physician) filed at 6/18/2018 4:17 PM  
Consult Orders  
1. Inpatient consult to Electrophysiology [750969698] ordered by Dhaval G Patel, MD at 06/18/18 0825



**WellStar Cardiac Electrophysiology**

**ELECTROPHYSIOLOGY CONSULTATION**

NAME            Eugene G Maurice  
DOB            1/2/1949  
Date            6/18/2018

**Consults - Encounter Notes (continued)**

**Consults by Anand S Kenia, MD at 6/18/2018 12:49 PM (continued)**

Primary: Jeffrey L Tharp, MD  
Consulting EP: Dr A. Kenia  
Primary EP: Dr A. Kenia

Requesting MD: Dr D. Patel  
Reason for consultation: Paroxysmal Atrial fibrillation, Bradycardia  
Reason for admission: Severe anemia

**HPI**

Mr. Maurice is a 69 year old male with a past medical history positive for paroxysmal atrial fibrillation (CHADSVASC = 4 on eliquis prior to admission), CAD s/p CABG and PCI, HTN, and Dm. He is maintained on sotalol 80mg PO BID for treatment of his PAF per Dr A. Kenia. He was scheduled to undergo LHC in the near future to assess coronary anatomy per Dr Sheikh. The patient presented to the Kennestone ED on 6/17/18 with complaints of ongoing SOB and fatigue but with significant worsening x 1-2 days. He was noted to have an H/H of 5.6/19 and was admitted for further evaluation and work up. 12 Lead ECG on admission with sinus bradycardia, LBBB 55 bpm. Per review of telemetry, he is maintaining sinus in the mid 40s-high 50s. Per review of prior records/old ECGs, his heart rates have been in the 50s while in sinus for several years. His eliquis has been placed on hold. The patient states he stopped his coreg and ramipril 4 days prior to admission because he noted his BP to be in the 80-90s (HR mid 50-70s). His coreg has been held and his sotalol dose has been decreased to 40mg po BID. The EP service is consulted for the evaluation of PAF and bradycardia.

**Past Medical History**

**Past Medical History:**

| Diagnosis  | Date      |
|--|-----------|
| • AKI (acute kidney injury) (HCC)  |           |
| • CAD (coronary artery disease)  |           |
| • Cancer of prostate with low recurrence risk (stage T1-2a and Gleason < 7 and PSA < 10) (HCC) | 1/30/2018 |
| • Coronary atherosclerosis of native coronary artery   |           |
| • Diabetes mellitus (HCC)  |           |
| • Essential hypertension, benign   |           |
| • Family history of ischemic heart disease   |           |
| • Hyperlipidemia   |           |
| • Hypertension   |           |
| • Infectious viral hepatitis<br><i>as teen/cannont recall what type</i>                        |           |
| • Obesity  |           |
| • Other and unspecified hyperlipidemia   |           |
| • Other symptoms involving cardiovascular system   |           |
| • PVD (peripheral vascular disease) (HCC)  |           |

**Past Surgical History**



WS Kennestone Hospital  
677 Church Street  
Marietta GA 30060-1101  
Inpatient Record

Maurice, Eugene George  
MRN: 561253820, DOB: 1/2/1949, Sex: M  
Adm: 6/17/2018, D/C: 6/21/2018

**Consults - Encounter Notes (continued)**

Consults by Anand S Kenia, MD at 6/18/2018 12:49 PM (continued)

**Past Surgical History:**

| Procedure                                      | Laterality | Date   |
|--|------------|--------|
| • APPENDECTOMY                                 |            |        |
| • CAROTID ENDARTERECTOMY<br>x2                 |            |        |
| • COLONOSCOPY<br>as of 9/2014 has not had this |            |        |
| • CORONARY ARTERY BYPASS GRAFT<br>X6           |            | 1992   |
| • CORONARY STENT PLACEMENT<br>sheikh           |            | 2014   |
| • shingles                                     |            | 9/2015 |

**Social History**

**Social History**

**Substance Use Topics**

- Smoking status: Former Smoker
  - Packs/day: 1.00
  - Years: 25.00
  - Types: Cigarettes
  - Quit date: 4/7/1992
- Smokeless tobacco: Never Used
- Alcohol use: 2.4 oz/week  
2 Glasses of wine, 2 Shots of liquor per week  
*Comment: rarely*

**Family History**

family history includes Coronary artery disease in his mother; Other in his brother and mother.

**Home Medications**

**Prior to Admission medications**

| Medication                          | Sig   | Start Date | End Date | Takin g? | Authorizing Provider    |
|-------------------------------------|---|------------|----------|----------|-------------------------|
| apixaban (ELIQUIS) 5 mg tablet      | Take 1 tablet (5 mg total) by mouth 2 (two) times a day | 3/2/18     |          | Yes      | Abdul M Sheikh, MD      |
| aspirin, buffered 81 mg Tab         | Take 81 mg by mouth daily.                              | 2/11/11    |          | Yes      | Historical Provider, MD |
| atorvastatin (LIPITOR) 80 MG tablet | Take 1 tablet (80 mg total) by mouth nightly            | 3/2/18     |          | Yes      | Abdul M Sheikh, MD      |
| carvedilol (COREG) 6.25             | Take 2 tablets (12.5                                    | 6/5/18     |          | Yes      | Abdul M Sheikh, MD      |



**Consults - Encounter Notes (continued)**

**Consults by Anand S Kenia, MD at 6/18/2018 12:49 PM (continued)**

|   |   |         |     |                         |
|---|---|---------|-----|-------------------------|
| MG tablet   | mg total) by mouth<br>2 (two) times a day<br>with meals   |         |     |                         |
| cyanocobalamin, vitamin B-12, (VITAMIN B12 ORAL)  | Take 1 tablet by mouth daily  |         | Yes | Historical Provider, MD |
| furosemide (LASIX) 20 MG tablet                   | Take 1 tablet (20 mg total) by mouth<br>2 (two) times a day   | 6/1/18  | Yes | Abdul M Sheikh, MD      |
| isosorbide mononitrate (IMDUR) 30 MG 24 hr tablet | Take 2 tablets (60 mg total) by mouth<br>2 (two) times a day  | 3/2/18  | Yes | Abdul M Sheikh, MD      |
| metFORMIN (GLUCOPHAGE) 500 MG tablet              | 2 tablets po in am and 2 in pm  | 1/15/18 | Yes | Susan E Ashworth, NP    |
| ramipril (ALTACE) 10 MG capsule                   | Take 1 capsule (10 mg total) by mouth<br>2 (two) times a day  | 3/2/18  | Yes | Abdul M Sheikh, MD      |
| sotalol (BETAPACE) 80 MG tablet                   | Take 1 tablet (80 mg total) by mouth<br>2 (two) times a day   | 3/21/18 | Yes | Anand S Kenia, MD       |
| blood sugar diagnostic (GLUCOSE BLOOD) strip      | cvs true test blood glucose strip; test blood sugar ac breakfast and then once more daily as needed..   | 4/20/16 |     | Sylvia S Cunningham, NP |
| blood sugar diagnostic strip                      | True metrix - test blood sugar ac breakfast and then once more daily as needed.. Dx E11.9   | 5/30/17 |     | Susan E Ashworth, NP    |
| nitroglycerin (NITROSTAT) 0.4 MG SL tablet        | Place 1 tablet (0.4 mg total) under the tongue every 5 (five) minutes as needed for chest pain<br>Patient not taking:<br>Reported on<br>6/12/2018 | 1/3/18  |     | Abdul M Sheikh, MD      |

**Medications**

|                     |          |             |             |
|---------------------|----------|-------------|-------------|
| • acetaminophen     | 650 mg   | Oral        | Q6H PRN     |
| • calcium carbonate | 500 mg   | Oral        | TID PRN     |
| • dextrose 40%      | 1-2 Tube | Oral        | Q15 Min PRN |
| • dextrose 50 % in  | 10-50 mL | Intravenous | Q15 Min PRN |

**Consults - Encounter Notes (continued)**

**Consults by Anand S Kenia, MD at 6/18/2018 12:49 PM (continued)**

|                                      |            |               |            |
|--------------------------------------|------------|---------------|------------|
| water (D50W)                         |            |               |            |
| • glucagon (human recombinant)       | 1 mg       | Intramuscular | Once PRN   |
| • HYDROcodone-acetaminophen          | 1 tablet   | Oral          | Q6H PRN    |
| • insulin lispro                     | 1-12 Units | Subcutaneous  | AC&HS      |
| • isosorbide mononitrate             | 60 mg      | Oral          | BID        |
| • morphine injection                 | 2 mg       | Intravenous   | Q3H PRN    |
| • nitroglycerin                      | 0.4 mg     | Sublingual    | Q5 Min PRN |
| • ondansetron                        | 4 mg       | Oral          | Q8H PRN    |
| Or                                   |            |               |            |
| • ondansetron                        | 4 mg       | Intravenous   | Q8H PRN    |
| • pantoprazole                       | 8 mg/hr    | Intravenous   | Continuous |
| • piperacillin-tazobactam (ZOSYN) IV | 4.5 g      | Intravenous   | Q8H        |
| • polyethylene glycol                | 1 packet   | Oral          | Daily PRN  |
| • sodium chloride                    | 100 mL/hr  | Intravenous   | Continuous |
| • sodium chloride                    |            |               |            |
| • sodium chloride (NS) 0.9 % syringe | 3-40 mL    | Intravenous   | Q1 min PRN |
| • sodium chloride (NS) 0.9 % syringe | 3-40 mL    | Intravenous   | Q1 min PRN |
| • sodium chloride (NS) 0.9 % syringe | 3-40 mL    | Intravenous   | Q1 min PRN |
| • sodium chloride 0.9% (NS) bolus    | 250 mL     | Intravenous   | PRN        |
| • sotalol                            | 40 mg      | Oral          | BID        |

**Allergies**

Patient has no known allergies.

**Review of Systems**

Review of Systems

|                                  |   |
|----------------------------------|---|
| General ROS:                     | negative                                  |
| Psychological ROS:               | negative                                  |
| ENT ROS:                         | negative                                  |
| Hematological and Lymphatic ROS: | negative                                  |
| Respiratory ROS:                 | negative                                  |
| Cardiovascular ROS:              | no chest pain or dyspnea on exertion      |
| Gastrointestinal ROS:            | no abdominal pain, change in bowel habits |
| Musculoskeletal ROS:             | negative                                  |
| Neurological ROS:                | no TIA or stroke symptoms                 |





WS Kennestone Hospital  
 677 Church Street  
 Marietta GA 30060-1101  
 Inpatient Record

Maurice, Eugene George  
 MRN: 561253820, DOB: 1/2/1949, Sex: M  
 Adm: 6/17/2018, D/C: 6/21/2018

**Consults - Encounter Notes (continued)**

Consults by Anand S Kenia, MD at 6/18/2018 12:49 PM (continued)

Dermatological ROS: negative

**PHYSICAL EXAM**

**Vital Signs:**

**Visit Vitals**

BP 140/56  
 Pulse 52  
 Temp 97.8 °F (36.6 °C) (Oral)  
 Resp 18  
 Ht 67" (1.702 m)  
 Wt 104.9 kg (231 lb 4.2 oz)  
 SpO2 97%  
 BMI 36.22 kg/m<sup>2</sup>

**Physical Exam:**

**General appearance** - No acute distress; Alert and oriented  
**Head** - Normocephalic, atraumatic  
**Neck** - Supple  
**Lungs** - Clear to auscultation; normal effort  
**Heart** - No gallops or rubs. No murmurs. Regular rhythm, rate controlled.  
**Abdomen** - Soft, non-tender and non-distended  
**Extremities** - No edema; distal pulses intact  
**Pulses** - Symmetric and intact  
**Skin** - No new rashes

**LABS**

**Labs:**

Cardiac  
 POC-BNP

| Date       | Value     | Ref Range    | Status |
|------------|-----------|--------------|--------|
| 06/17/2018 | 2,307 (H) | 0 - 99 ng/mL | Final  |

Comment:

*Note: Correct units are pg/mL and not ng/mL. Reference range is 0-99 pg/mL.*

**Results from last 7 days**

| Lab     | Units | 06/17/18 |
|---------|-------|----------|
| POC-BNP | ng/mL | 2,307*   |

**Lab Results**

| Component | Value | Date       |
|-----------|-------|------------|
| CK        | 196   | 06/18/2018 |
| CK        | 186   | 06/18/2018 |



WS Kennestone Hospital  
677 Church Street  
Marietta GA 30060-1101  
Inpatient Record

Maurice, Eugene George  
MRN: 561253820, DOB: 1/2/1949, Sex: M  
Adm: 6/17/2018, D/C: 6/21/2018

**Consults - Encounter Notes (continued)**

**Consults by Anand S Kenia, MD at 6/18/2018 12:49 PM (continued)**

|         |     |            |
|---------|-----|------------|
| CK      | 192 | 06/18/2018 |
| CKMBQNT | 2.7 | 06/18/2018 |
| CKMBQNT | 2.6 | 06/18/2018 |
| CKMBQNT | 2.7 | 06/18/2018 |

**Chemistry**

**Results from last 7 days**

| Lab                     | Units             | 06/18/18<br>0500 | 06/17/18<br>1515 | 06/15/18<br>1142 | 06/12/18<br>1250 |
|-------------------------|-------------------|------------------|------------------|------------------|------------------|
| SODIUM, S               | mmol/L            | 139              | --               | 138              | -- 142           |
| POTASSIUM               | mmol/L            | 4.0              | --               | 5.6*             | -- 5.0           |
| CHLORIDE                | mmol/L            | 99               | --               | 100              | -- 102           |
| CO2                     | mmol/L            | 21*              | --               | 17*              | -- 25            |
| BUN BLD                 | mg/dL             | 58*              | --               | 49*              | -- 50*           |
| CREATININE, S           | mg/dL             | 1.98*            | --               | 1.64*            | -- 1.41*         |
| POC CREATININE          | mg/dL             | --               | 2.2*             | --               | < > --           |
| CALCIUM, TOTAL          | mg/dL             | 8.1*             | --               | 8.7*             | -- 9.1           |
| GFR MDRD NON AF<br>AMER | ml/min/1.73<br>m2 | 34*              | 30*              | 42*              | < > 50*          |

< > = values in this interval not displayed.

**Lab Results**

| Component | Value     | Date       |
|-----------|-----------|------------|
| ALT       | 1,072 (H) | 06/18/2018 |
| AST       | 723 (H)   | 06/18/2018 |
| ALKPHOS   | 137 (H)   | 06/18/2018 |
| BILITOT   | 0.5       | 02/04/2015 |

**Hematology**

**Results from last 7 days**

| Lab        | Units  | 06/18/18<br>1005 | 06/18/18<br>0500 | 06/17/18<br>1514 |
|------------|--------|------------------|------------------|------------------|
| WBC COUNT  | 10E9/L | --               | 10.0             | 12.3*            |
| HGB        | g/dL   | 7.6*             | 6.3*             | 5.6*             |
| HEMATOCRIT | %      | 25*              | 21*              | 19*              |
| PLATELET   | 10E9/L | --               | 64*              | 97*              |

**Results from last 7 days**

| Lab       | Units | 06/18/18<br>0500 | 06/17/18<br>1514 |
|-----------|-------|------------------|------------------|
| INR RATIO |       | 3.06*            | 4.07*            |

**Other**

**Results from last 7 days**

**Consults - Encounter Notes (continued)**

Consults by Anand S Kenia, MD at 6/18/2018 12:49 PM (continued)

| Lab | Units | 06/18/18<br>0030 |
|-----|-------|------------------|
|-----|-------|------------------|

TSH ulU/mL 2.67

**Results from last 7 days**

| Lab | Units | 06/18/18<br>0500 |
|-----|-------|------------------|
|-----|-------|------------------|

|                     |       |     |
|---------------------|-------|-----|
| CHOLESTEROL, TOTAL  | mg/dL | 57  |
| TRIGLYCERIDES       | mg/dL | 77  |
| HDL CHOLESTEROL     | mg/dL | 13* |
| LDL CHOLESTEROL     | mg/dl | 29  |
| CHOLE/HDL RATIO     | Ratio | 4.4 |
| NON-HDL CHOLESTEROL | mg/dL | 44  |

Estimated Creatinine Clearance: 40.6 mL/min (A) (by C-G formula based on SCr of 1.98 mg/dL (H)).

**DATA**

Echocardiogram

Cardiac Catheterization

Noninvasive Stress Testing

**ASSESSMENT/PLAN**

**Assessment:**

- Paroxysmal Atrial Fibrillation
  - CAHDSVASC =4 (age 69, HTN, DM, CAD) on eliquis prior to admission. Eliquis now on hold due to anemia
  - on sotalol 80mg PO BID prior to admission
- Bradycardia
  - sinus rates have been in the mid 50s-low 60s for several years per review of records/prior ECGs
- Severe Anemia
  - H/H 5.6/19 on presentation
  - EGD +/- colonoscopy per GI
- UTI
  - antibiotics per hospitalist
  - culture pending

**Consults - Encounter Notes (continued)**

**Consults by Anand S Kenia, MD at 6/18/2018 12:49 PM (continued)**

5. CAD

- CABG 1992
- PCI/stent 2014

6. DM

- per hospitalist

7. HTN

- medical therapy

**Plan:**

1. Agree with holding Eliquis. Resume after anemia work up is completed if able
2. Continue low dose sotalol 40mg PO BID in an attempt to maintain SR while he is unable to be anticoagulated. Will need to change to rate control approach if unable to maintain SR on low dose sotalol
3. Continue to monitor on telemetry
4. OK to proceed with EGD/Colonscopy from an EP point of view.

C. Michelle Gaskill, NP-C

**ATTENDING ADDENDUM**

**ATTENDING ADDENDUM:**

Patient seen and examined. Agree with above with the exception of comments below. All labs, cardiac studies, imaging, tests and records reviewed personally by me. Case discussed with referring physician as needed. All questions from the patient and family were answered when possible.

**Exam:**

**General/constitutional** - No acute distress; Alert and oriented

**HEENT** - Normocephalic, atraumatic; normal conjunctiva

**Respiratory** - Clear to auscultation; normal respiratory effort

**Cardiovascular**- No gallops or rubs. Murmurs - none. Regular rhythm and rate.

**Gastrointestinal** - Soft, non-tender and non-distended

**Extremities** - pulses symmetric; Edema - none

**Genitourinary** - No CVA tenderness

**Endocrine** - no thyromegaly; no cushingoid appearance

**Musculoskeletal** - symmetric strength and ROM

**Integumentary** - No new rashes; skin warm to touch; no jaundice

**Neurological** - No new focal neurological findings

**Psychiatric** - Appropriate mood and affect

**Incision** - N/A

**Groin** - N/A



**Consults - Encounter Notes (continued)**

**Consults by Anand S Kenia, MD at 6/18/2018 12:49 PM (continued)**

**Plan:**

- 1) PAF with degree of sinus node dysfunction- agree with reducing dose of sotalol (qtc remains wnl)  
- resume eliquis when safe from bleeding standpoint
- 2) Anemia- agree with EGD/colo, consider ENT eval if unremarkable given history of epistaxis

Will sign-off, please call with any ?s or concerns

Electronically Signed by Anand S Kenia, MD on 6/18/2018 4:18 PM

**Consults by Carter M Whatley, PA at 6/20/2018 12:34 PM**

Author: Carter M Whatley, PA

Filed: 6/20/2018 1:17 PM

Editor: Carter M Whatley, PA (Physician Assistant)

Service: Otolaryngology/ENT

Date of Service: 6/20/2018 12:34 PM

Author Type: Physician Assistant

Status: Attested

Cosigner: Patrick C Melder, MD at 6/20/2018 3:10 PM

Consult Orders

1. Inpatient consult to ENT [751503297] ordered by Dhaval G Patel, MD at 06/20/18 0906

**ENT CONSULT**

**Admission Date:** 6/17/2018

**Subjective:**

Eugene G Maurice is a 69 y.o. male whom I am asked to evaluate for recurrent epistaxis.

Pt admitted on 6/17/18 for GI bleed, Anemia and CHF after presenting to KH ER with SOB and fatigue. PMH + CAD, A fib, HTN, DM on Eliquis and ASA. Initial H&H was 5.6/19 on presentation. GI has evaluated patient, EGD on 6/19 with plans for colonoscopy as outpatient.

PT reports history of intermittent bilateral epistaxis since starting Eliquis approximately 1 year ago. Pt has 1 episode weekly on average, typically lasts <10 minutes and controls with pressure and waiting. Longest episode lasted ~3H. Pt has never required ER visit or nasal packing. No prior ENT visits. Pt reports prior injury 60 years ago while in military, had to remove shrapnel from nose per pt. Denies intranasal corticosteroids or drug use. Not currently using any nasal sprays/saline. Worsening S/S while in hospital and using nasal cannula. No intervention required throughout hospital stay.

**Patient Active Problem List**

**Diagnosis**

- Family history of ischemic heart disease
- Hyperlipidemia, unspecified hyperlipidemia type
- PVD (peripheral vascular disease) (HCC)
- Obesity
- Essential hypertension with goal blood pressure less than 130/85
- Coronary artery disease involving native coronary artery of native heart without angina pectoris



**Consults - Encounter Notes (continued)**

**Consults by Carter M Whatley, PA at 6/20/2018 12:34 PM (continued)**

- Controlled type 2 diabetes mellitus with diabetic peripheral angiopathy without gangrene, without long-term current use of insulin (HCC)
- Elevated PSA
- Angina pectoris (HCC)
- Coronary arteriosclerosis
- S/P angioplasty with stent
- Cancer of prostate with low recurrence risk (stage T1-2a and Gleason < 7 and PSA < 10) (HCC)
- Upper GI bleed
- Acute blood loss anemia
- Urinary tract infection without hematuria, site unspecified
- Pulmonary edema
- Acute on chronic congestive heart failure, unspecified congestive heart failure type (HCC)
- AKI (acute kidney injury) (HCC)
- Adverse effect of sotalol, initial encounter
- Acute on chronic heart failure with normal ejection fraction (HCC)
- Anemia
- PAF (paroxysmal atrial fibrillation) (HCC)
- Acute GI bleeding
- Long term current use of anticoagulant

**Past Medical History:**

| Diagnosis  | Date      |
|--|-----------|
| • AKI (acute kidney injury) (HCC)  |           |
| • CAD (coronary artery disease)  |           |
| • Cancer of prostate with low recurrence risk (stage T1-2a and Gleason < 7 and PSA < 10) (HCC) | 1/30/2018 |
| • Coronary atherosclerosis of native coronary artery   |           |
| • Diabetes mellitus (HCC)  |           |
| • Essential hypertension, benign   |           |
| • Family history of ischemic heart disease   |           |
| • Hyperlipidemia   |           |
| • Hypertension   |           |
| • Infectious viral hepatitis<br><i>as teen/cannont recall what type</i>                        |           |
| • Obesity  |           |
| • Other and unspecified hyperlipidemia   |           |
| • Other symptoms involving cardiovascular system   |           |
| • PVD (peripheral vascular disease) (HCC)  |           |

**Past Surgical History:**

| Procedure   | Laterality | Date |
|---|------------|------|
| • APPENDECTOMY  |            |      |
| • CAROTID ENDARTERECTOMY<br>x2                        |            |      |
| • COLONOSCOPY<br><i>as of 9/2014 has not had this</i> |            |      |



WS Kennestone Hospital  
 677 Church Street  
 Marietta GA 30060-1101  
 Inpatient Record

Maurice, Eugene George  
 MRN: 561253820, DOB: 1/2/1949, Sex: M  
 Adm: 6/17/2018, D/C: 6/21/2018

**Consults - Encounter Notes (continued)**

**Consults by Carter M Whatley, PA at 6/20/2018 12:34 PM (continued)**

- CORONARY ARTERY BYPASS GRAFT X6 1992
- CORONARY STENT PLACEMENT *sheikh* 2014
- EGD N/A 6/19/2018  
*Procedure: GI-EGD (LVL5) W/ BX; Surgeon: Sohail Asfandiyar, MD; Location: KH GI/BRONCH;  
 Service: Gastroenterology; Laterality: N/A;*
- shingles 9/2015

**Social History**

**Social History**

- Marital status: Married
- Spouse name: N/A
- Number of children: N/A
- Years of education: N/A

**Occupational History**

- Not on file.

**Social History Main Topics**

- Smoking status: Former Smoker
- Packs/day: 1.00
- Years: 25.00
- Types: Cigarettes
- Quit date: 4/7/1992
- Smokeless tobacco: Never Used
- Alcohol use 2.4 oz/week  
 2 Glasses of wine, 2 Shots of liquor per week  
*Comment: rarely*
- Drug use: No
- Sexual activity: Yes
- Partners: Female
- Birth control/ protection: None

**Other Topics**

**Concern**

- Not on file

**Social History Narrative**

- No narrative on file

**Family History**

| Problem                   | Relation | Age of Onset |
|---------------------------|----------|--------------|
| • Coronary artery disease | Mother   |              |
| • Other<br>MI             | Mother   |              |

**Consults - Encounter Notes (continued)**

**Consults by Carter M Whatley, PA at 6/20/2018 12:34 PM (continued)**

- Other Brother
- MI*
- Anemia Neg Hx
- Arrhythmia Neg Hx
- Asthma Neg Hx
- Clotting disorder Neg Hx
- Fainting Neg Hx
- Heart attack Neg Hx
- Heart disease Neg Hx
- Heart failure Neg Hx
- Hyperlipidemia Neg Hx
- Hypertension Neg Hx
- Stroke Neg Hx

No Known Allergies

**All current inpatient medications:**

**Current Facility-Administered Medications**

| Medication  | Dose       | Route         | Frequency       | Provider            | Last Rate | Last Dose               |
|---|------------|---------------|-----------------|---------------------|-----------|-------------------------|
| • acetaminophen (TYLENOL) tablet                        | 650 mg     | Oral          | Q6H PRN         | Naomi W Muhia, NP   |           | 650 mg at 06/20/18 0730 |
| • calcium carbonate (TUMS) chewable tablet              | 500 mg     | Oral          | TID PRN         | Naomi W Muhia, NP   |           |                         |
| • dextrose 40% (GLUTOSE) 40 % gel                       | 1-2 Tube   | Oral          | Q15 Min PRN     | Naomi W Muhia, NP   |           |                         |
| • dextrose 50 % in water (D50W) IV syringe              | 10-50 mL   | Intravenous   | Q15 Min PRN     | Naomi W Muhia, NP   |           |                         |
| • furosemide (LASIX) tablet                             | 20 mg      | Oral          | Every other day | Carrie E Walker, NP |           | 20 mg at 06/20/18 1310  |
| • glucagon (GLUCAGEN) injection 1 mg/mL                 | 1 mg       | Intramuscular | Once PRN        | Naomi W Muhia, NP   |           |                         |
| • HYDROcodone-acetaminophen (NORCO) 5-325 mg per tablet | 1 tablet   | Oral          | Q6H PRN         | Naomi W Muhia, NP   |           |                         |
| • insulin lispro (HumaLOG) injection                    | 1-12 Units | Subcutaneous  | AC&HS           | Naomi W Muhia, NP   |           | 2 Units at 06/20/18     |

Consults - Encounter Notes (continued)

Consults by Carter M Whatley, PA at 6/20/2018 12:34 PM (continued)

|   |          |             |                |                       |   |
|---|----------|-------------|----------------|-----------------------|---|
| • isosorbide mononitrate (IMDUR) 24 hr tablet     | 60 mg    | Oral        | BID            | Naomi W Muhia, NP     | 8 1307<br>60 mg at<br>06/20/1<br>8 0910 |
| • morphine syringe 2 mg/mL                        | 2 mg     | Intravenous | Q3H PRN        | Naomi W Muhia, NP     |   |
| • nitroglycerin (NITROSTAT) SL tablet             | 0.4 mg   | Sublingual  | Q5 Min PRN     | Naomi W Muhia, NP     |   |
| • ondansetron (ZOFTRAN-ODT) disintegrating tablet | 4 mg     | Oral        | Q8H PRN        | Naomi W Muhia, NP     |   |
| Or  |          |             |                |                       |   |
| • ondansetron (PF) (ZOFTRAN) injection 2 mg/mL    | 4 mg     | Intravenous | Q8H PRN        | Naomi W Muhia, NP     |   |
| • pantoprazole (PROTONIX) EC tablet               | 40 mg    | Oral        | BID AC         | Sohail Asfandiyar, MD | 40 mg at<br>06/20/1<br>8 0830           |
| • polyethylene glycol (GLYCOLAX, MIRALAX) packet  | 1 packet | Oral        | Daily PRN      | Naomi W Muhia, NP     |   |
| • sodium chloride 0.9% (NS) infusion              | 30 mL/hr | Intravenous | Continuous PRN | Grace S Kim, MD       |   |
| • sodium chloride (NS) 0.9 % infusion             |          |             |                |                       |   |
| • sodium chloride 0.9 % (NS) flush                | 3-40 mL  | Intravenous | Q1 min PRN     | Douglas E Krug, MD    | 10 mL at<br>06/20/1<br>8 0113           |
| • sodium chloride 0.9 % (NS) flush                | 3-40 mL  | Intravenous | Q1 min PRN     | Douglas E Krug, MD    | 20 mL at<br>06/18/1<br>8 1247           |
| • sodium chloride 0.9 % (NS) flush                | 3-40 mL  | Intravenous | Q1 min PRN     | Naomi W Muhia, NP     | 10 mL at<br>06/20/1<br>8 0135           |
| • sotalol (BETAPACE) tablet 40 mg                 | 40 mg    | Oral        | BID            | Dhaval G Patel, MD    | 40 mg at<br>06/20/1                     |

Consults - Encounter Notes (continued)

Consults by Carter M Whatley, PA at 6/20/2018 12:34 PM (continued)

8 0909

**Review of Systems**

Admission ROS reviewed. Additional pertinent information is noted in the HPI.

**Objective:**

**Visit Vitals**

|       |                          |
|-------|--------------------------|
| BP    | 122/54                   |
| Pulse | 61                       |
| Temp  | 98.3 °F (36.8 °C) (Oral) |
| Resp  | 18                       |
| Ht    | 67" (1.702 m)            |
| Wt    | 104.9 kg (231 lb 4.2 oz) |
| SpO2  | (l) 88%                  |
| BMI   | 36.22 kg/m <sup>2</sup>  |

General:

Alert, appears stated age, no distress. Sitting up in room chair.

Neurologic:

Cranial nerves grossly II-XII intact

Face:

No lesions, symmetric, no bony step-offs

Head:

Normocephalic, atraumatic

Eyes:

Conjunctiva clear, pupils equal

Ears:

No external ear abnormalities, no lesions

Voice:

No stridor, no stertor, appropriate pitch, no breaks or diphonia, no hoarseness

Nose:

Dorsal nasal spine intact, no saddle-nose, **large ~1.5-2cm septal perforation with dried blood and crusting, no active bleeding.** no polyps on anterior rhinoscopy, inferior turbinates appear grossly normal anteriorly

Oral Cavity:

Normal dentition, no gingival lesions, no hard/soft palate lesions, no buccal lesions, no dorsal or ventral tongue



**Consults - Encounter Notes (continued)**

Consults by Carter M Whatley, PA at 6/20/2018 12:34 PM (continued)

lesions, no floor of mouth lesions, uvula midline and non-edematous

**Results from last 7 days**

| Lab        | Units  | 06/20/18<br>0400 | 06/19/18<br>0445 | 06/18/18<br>1005 | 06/18/18<br>0500 |
|------------|--------|------------------|------------------|------------------|------------------|
| WBC COUNT  | 10E9/L | 11.8*            | 11.5*            | --               | 10.0             |
| HGB        | g/dL   | 7.4*             | 7.6*             | 7.6*             | 6.3*             |
| HEMATOCRIT | %      | 24*              | 24*              | 25*              | 21*              |
| MCV        | fL     | 82               | 81               | --               | 81               |
| PLATELET   | 10E9/L | 66*              | 67*              | --               | 64*              |

**Results from last 7 days**

| Lab                  | Units          | 06/20/18<br>0400 | 06/19/18<br>0445 | 06/18/18<br>0500 |
|----------------------|----------------|------------------|------------------|------------------|
| SODIUM, S            | mmol/L         | 139              | 139              | 139              |
| POTASSIUM            | mmol/L         | 3.4*             | 3.7              | 4.0              |
| CHLORIDE             | mmol/L         | 103              | 102              | 99               |
| CO2                  | mmol/L         | 22               | 20*              | 21*              |
| BUN BLD              | mg/dL          | 35*              | 47*              | 58*              |
| CREATININE, S        | mg/dL          | 1.43*            | 1.84*            | 1.98*            |
| CALCIUM, TOTAL       | mg/dL          | 7.3*             | 8.0*             | 8.1*             |
| ALBUMIN, S           | g/dL           | 2.8*             | 2.9*             | 3.2*             |
| BILIRUBIN, TOTAL     | mg/dL          | 1.5*             | 1.4*             | 1.4*             |
| ALKALINE PHOS        | IU/L           | 109              | 127              | 137*             |
| ALT                  | IU/L           | 592*             | 830*             | 1,072*           |
| AST                  | IU/L           | 189*             | 406*             | 723*             |
| GFR MDRD NON AF AMER | ml/min/1.73 m2 | 49*              | 37*              | 34*              |

**Assessment/Plan:**

Patient is a 69 y.o. male with history of recurrent epistaxis on anticoagulants.

- Large septal perforation on exam with dried blood and crusting, likely cause of epistaxis.
- No active bleeding on exam.
- Recommend aggressive moisture - saline sprays or gels Q2-4H while awake and Vaseline or antibiotic ointment to nasal septum BID
- Avoid nasal cannula if possible, if O2 is required -would recommend humidified face mask
- No straining or nose blowing. Sneeze with mouth open. Laxatives/stool softeners prn.
- Afrin at bedside, use prn epistaxis
- Will need FU as outpatient for further evaluation of septal perforation.

Thank you for the opportunity to participate in this patient's care. Please call with any questions.

Should the patient need outpatient follow up, they may contact us at:



WS Kennestone Hospital  
 677 Church Street  
 Marietta GA 30060-1101  
 Inpatient Record

Maurice, Eugene George  
 MRN: 561253820, DOB: 1/2/1949, Sex: M  
 Adm: 6/17/2018, D/C: 6/21/2018

**Consults - Encounter Notes (continued)**

Consults by Carter M Whatley, PA at 6/20/2018 12:34 PM (continued)

Wellstar Medical Group ENT  
 699 Church Street  
 Suite 340  
 Marietta, GA 30060  
 678-355-1620

Paulding Hospital  
 148 Bill Carruth Pkwy suite 220  
 Hiram, Ga 30141  
 770-505-0023

Carter Whatley, PA-C  
 Wellstar ENT  
 699 Church St, Suite 340  
 Marietta, GA 30060  
 (office) 678-355-1620  
 (cell) 423-360-2872

Attestation signed by Patrick C Melder, MD at 6/20/2018 3:10 PM

**Admission (History and Physical Note) Attestation**

The resident and I reviewed and confirmed the chief complaint, history of present illness, past medical history, family history, social history, medications, allergies and review of systems. I examined the patient and confirm the findings by the resident physician. I have reviewed and discussed the diagnostic tests, labs, and assessment and treatment plan with the resident and agree with the findings and the plan of care as documented in the resident's note.

Attending Comments: I examined the patient and agree with the plan.

Electronically Signed by Patrick C Melder, MD on 6/20/2018 3:10 PM

**Procedures - Encounter Notes**

Procedures signed by Sohail Asfandiyar, MD at 6/21/2018 8:42 AM

Author: Sohail Asfandiyar, MD  
 Filed: 6/21/2018 8:42 AM  
 Editor: Sohail Asfandiyar, MD (Physician)

Service: Gastroenterology  
 Date of Service: 6/19/2018 1:25 PM

Author Type: Physician  
 Status: Signed

DATE OF PROCEDURE: 06/19/2018

PROCEDURE PERFORMED BY: SOHAIL ASFANDIYAR, MD

PREPROCEDURE DIAGNOSIS: A 69-year-old gentleman coming in with severe

**Procedures - Encounter Notes (continued)****Procedures signed by Sohail Asfandiyar, MD at 6/21/2018 8:42 AM (continued)**

normocytic anemia without any overt GI bleeding and heme positive stool. Esophagogastroduodenoscopy to rule out any occult gastrointestinal source.

## POST-PROCEDURE FINDINGS:

1. Unremarkable second part of the duodenum. Biopsies taken to rule out celiac disease.
2. Patchy erythema seen in the duodenal bulb suggestive of duodenitis.
3. Several small superficial clean based ulcer seen in the antrum with surrounding gastritis. Biopsies taken to rule out Helicobacter pylori.
4. Unremarkable esophagus.

PROCEDURE TYPE: Esophagogastroduodenoscopy with biopsies.

MEDICATIONS: MAC.

DESCRIPTION: After informed consent was obtained, the patient was brought in the GI endoscopy room and laid in left lateral decubitus position. The patient was sedated by Anesthesia after which an upper endoscope was introduced through the mouth and advanced under direct vision to the second part of the duodenum, which appeared unremarkable and biopsies were taken. In the duodenal bulb, there was evidence of duodenitis. The scope was then withdrawn into the stomach where there were several superficial ulcer seen in the antrum. This appeared to be NSAID induced. Multiple biopsies were taken. Retroflexion was then performed and the fundus appeared unremarkable. The scope was then withdrawn through the esophagus, which also appeared unremarkable. The patient tolerated the procedure well.

## RECOMMENDATIONS:

1. Await histopathology.
2. Continue PPI and will switch to oral.
3. Can resume anticoagulation as indicated as the ulcers are low risk for bleeding.
4. The patient will need a colonoscopy, which can be done as an outpatient.
5. We will sign off and have the patient follow up as an outpatient.

SOHAIL ASFANDIYAR, MD



WS Kennestone Hospital  
 677 Church Street  
 Marietta GA 30060-1101  
 Inpatient Record

Maurice, Eugene George  
 MRN: 561253820, DOB: 1/2/1949, Sex: M  
 Adm: 6/17/2018, D/C: 6/21/2018

**Procedures - Encounter Notes (continued)**

**Procedures signed by Sohail Asfandiyar, MD at 6/21/2018 8:42 AM (continued)**

JOB #: 051837      DOC #: 5052164  
 D: 06/19/2018 13:25:44  
 T: 06/19/2018 17:26:57

Electronically Signed by Sohail Asfandiyar, MD on 6/21/2018 8:42 AM

**Progress Notes - Encounter Notes**

**Progress Notes by Monique Walcott V, MD at 6/18/2018 7:39 AM**

|   |                                    |                        |
|---|------------------------------------|------------------------|
| Author: Monique Walcott V, MD   | Service: Hospital Medicine         | Author Type: Physician |
| Filed: 6/18/2018 10:10 PM   | Date of Service: 6/18/2018 7:39 AM | Status: Addendum       |
| Editor: Monique Walcott V, MD (Physician)   |                                    |                        |
| Related Notes: Original Note by Monique Walcott V, MD (Physician) filed at 6/18/2018 10:06 PM |                                    |                        |



**Hospital Medicine Progress Note**

**Patient Name:** EUGENE G MAURICE  
**Room :** G362/G362-01  
**Length of stay:** 1 days

**Summary**

**Patient is a 69 yo male with PMH of CAD, PAF on Eliquis, DM, HTN who presents with SOB, GI bleed with hgb 5.6, increased pulmonary edema, and UTI**

**Subjective/Interval History**

Denies melena, hematochezia.

**Objective**

Temp: [97.7 °F (36.5 °C)-98.6 °F (37 °C)] 98.2 °F (36.8 °C)  
 Heart Rate: [46-57] 46  
 Resp: [13-25] 13  
 BP: (102-140)/(39-59) 126/48



**Progress Notes - Encounter Notes (continued)**

Progress Notes by Monique Walcott V, MD at 6/18/2018 7:39 AM (continued)

SpO2 Readings from Last 1 Encounters:

06/18/18 97%

Physical exam was performed:

GEN: No acute distress, AAO x 3

EYES: No conjunctival pallor, No scleral icterus, Extraocular muscles intact

HEENT: Normocephalic, Atraumatic, Moist mucus membranes

NECK: Supple

CV: Normal S1 and S2

PULM: CTA bilaterally. No wheezes, crackles, or rales

ABD: Soft, Not distended, Normoactive bowel sounds, Not tender

EXT: Intact distal pulses, No clubbing or cyanosis, trace edema noted

SKIN: Warm and dry

NEURO: Spontaneous movement of extremities

**Medications**

|                                      |            |               |                |
|--------------------------------------|------------|---------------|----------------|
| • acetaminophen                      | 650 mg     | Oral          | Q6H PRN        |
| • atorvastatin                       | 80 mg      | Oral          | Nightly        |
| • calcium carbonate                  | 500 mg     | Oral          | TID PRN        |
| • carvedilol                         | 6.25 mg    | Oral          | BID w/ meals   |
| • dextrose 40%                       | 1-2 Tube   | Oral          | Q15 Min PRN    |
| • dextrose 50 % in water (D50W)      | 10-50 mL   | Intravenous   | Q15 Min PRN    |
| • furosemide                         | 40 mg      | Intravenous   | BID: 0900 1700 |
| • glucagon (human recombinant)       | 1 mg       | Intramuscular | Once PRN       |
| • HYDROcodone-acetaminophen          | 1 tablet   | Oral          | Q6H PRN        |
| • insulin lispro                     | 1-12 Units | Subcutaneous  | AC&HS          |
| • isosorbide mononitrate             | 60 mg      | Oral          | BID            |
| • morphine injection                 | 2 mg       | Intravenous   | Q3H PRN        |
| • nitroglycerin                      | 0.4 mg     | Sublingual    | Q5 Min PRN     |
| • ondansetron                        | 4 mg       | Oral          | Q8H PRN        |
| Or                                   |            |               |                |
| • ondansetron                        | 4 mg       | Intravenous   | Q8H PRN        |
| • pantoprazole                       | 8 mg/hr    | Intravenous   | Continuous     |
| • piperacillin-tazobactam (ZOSYN) IV | 4.5 g      | Intravenous   | Q8H            |
| • polyethylene glycol                | 1 packet   | Oral          | Daily PRN      |
| • ramipril                           | 10 mg      | Oral          | BID            |
| • sodium chloride                    | 100 mL/hr  | Intravenous   | Continuous     |
| • sodium chloride                    | 3-40 mL    | Intravenous   | Q1 min PRN     |





**Progress Notes - Encounter Notes (continued)**

**Progress Notes by Monique Walcott V, MD at 6/18/2018 7:39 AM (continued)**

- (NS) 0.9 % syringe
- sodium chloride 3-40 mL Intravenous Q1 min PRN  
(NS) 0.9 % syringe
- sodium chloride 3-40 mL Intravenous Q1 min PRN  
(NS) 0.9 % syringe
- sodium chloride 250 mL Intravenous PRN  
0.9% (NS) bolus
- sotalol 80 mg Oral BID

**Continuous Infusions:**

- pantoprazole 8 mg/hr (06/18/18 0514)
- sodium chloride 100 mL/hr (06/18/18 0103)

PRN Meds: acetaminophen, calcium carbonate, dextrose 40%, dextrose 50 % in water (D50W), glucagon (human recombinant), HYDROcodone-acetaminophen, morphine injection, nitroglycerin, ondansetron **\*\*OR\*\*** ondansetron, polyethylene glycol, Insert peripheral IV **\*\*AND\*\*** Saline lock IV **\*\*AND\*\*** sodium chloride (NS) 0.9 % syringe, Insert peripheral IV **\*\*AND\*\*** Saline lock IV **\*\*AND\*\*** sodium chloride (NS) 0.9 % syringe, Insert peripheral IV **\*\*AND\*\*** Maintain IV access **\*\*AND\*\*** INT **\*\*AND\*\*** sodium chloride (NS) 0.9 % syringe, sodium chloride 0.9% (NS) bolus

**Laboratory**

**Results from last 7 days**

| Lab        | Units  | 06/18/18<br>0500 | 06/17/18<br>1514 |
|------------|--------|------------------|------------------|
| WBC COUNT  | 10E9/L | 10.0             | 12.3*            |
| HGB        | g/dL   | 6.3*             | 5.6*             |
| HEMATOCRIT | %      | 21*              | 19*              |
| PLATELET   | 10E9/L | 64*              | 97*              |

**Results from last 7 days**

| Lab            | Units  | 06/18/1<br>8<br>0500 | 06/18/1<br>8<br>0030 | 06/17/1<br>8<br>1515 | 06/17/1<br>8<br>1514 | 06/15/1<br>8<br>1142 | 06/12/1<br>8<br>1250 |
|----------------|--------|----------------------|----------------------|----------------------|----------------------|----------------------|----------------------|
| SODIUM, S      | mmol/L | 139                  | --                   | --                   | --                   | 138                  | 142                  |
| POTASSIUM      | mmol/L | 4.0                  | --                   | --                   | --                   | 5.6*                 | 5.0                  |
| CHLORIDE       | mmol/L | 99                   | --                   | --                   | --                   | 100                  | 102                  |
| CO2            | mmol/L | 21*                  | --                   | --                   | --                   | 17*                  | 25                   |
| BUN BLD        | mg/dL  | 58*                  | --                   | --                   | --                   | 49*                  | 50*                  |
| CREATININE, S  | mg/dL  | 1.98*                | --                   | --                   | --                   | 1.64*                | 1.41*                |
| POC CREATININE | mg/dL  | --                   | --                   | 2.2*                 | --                   | --                   | < > --               |
| GLUCOSE        | mg/dL  | 116*                 | --                   | --                   | --                   | 112*                 | 113*                 |
| CALCIUM, TOTAL | mg/dL  | 8.1*                 | --                   | --                   | --                   | 8.7*                 | 9.1                  |
| MAGNESIUM      | mg/dL  | --                   | 2.1                  | --                   | 2.3                  | --                   | --                   |
| ANION GAP      |        | 23*                  | --                   | --                   | --                   | 27*                  | 20                   |

**Progress Notes - Encounter Notes (continued)**

Progress Notes by Monique Walcott V, MD at 6/18/2018 7:39 AM (continued)

< > = values in this interval not displayed.

**Results from last 7 days**

| Lab              | Units | 06/18/18<br>0500 |
|------------------|-------|------------------|
| ALKALINE PHOS    | IU/L  | 137*             |
| BILIRUBIN, TOTAL | mg/dL | 1.4*             |
| PROTEIN, TOTAL   | g/dL  | 5.9*             |
| ALT              | IU/L  | 1,072*           |
| AST              | IU/L  | 723*             |
| ALBUMIN, S       | g/dL  | 3.2*             |

**Results from last 7 days**

| Lab              | Units | 06/12/18<br>1220 |
|------------------|-------|------------------|
| GLUCOSE, BEDSIDE | mg/dL | 117*             |

**Results from last 7 days**

| Lab     | Units | 06/18/18<br>0500 | 06/17/18<br>1514 |
|---------|-------|------------------|------------------|
| PROTIME | SEC   | 34.6*            | 46.0*            |
| INR     | RATIO | 3.06*            | 4.07*            |
| APTT    | SEC   | --               | 30               |

**Results from last 7 days**

| Lab           | Units | 06/18/18<br>0500 | 06/18/18<br>0030 |
|---------------|-------|------------------|------------------|
| CK            | IU/L  | 186              | 192              |
| CK-MB (QUANT) | ng/mL | 2.6              | 2.7              |
| TROPONIN T    | ng/mL | 0.05*            | 0.05*            |

**Assessment and Plan**

The following active problems are being addressed:

Principal Problem:

Upper GI bleed

Active Problems:

Hyperlipidemia, unspecified hyperlipidemia type

Obesity



WS Kennestone Hospital  
677 Church Street  
Marietta GA 30060-1101  
Inpatient Record

Maurice, Eugene George  
MRN: 561253820, DOB: 1/2/1949, Sex: M  
Adm: 6/17/2018, D/C: 6/21/2018

---

**Progress Notes - Encounter Notes (continued)**

---

**Progress Notes by Monique Walcott V, MD at 6/18/2018 7:39 AM (continued)**

---

Essential hypertension with goal blood pressure less than 130/85  
Coronary artery disease involving native coronary artery of native heart without angina pectoris  
Controlled type 2 diabetes mellitus with diabetic peripheral angiopathy without gangrene, without long-term current use of insulin (HCC)  
Anemia due to acute blood loss  
UTI (urinary tract infection)  
Pulmonary edema  
Acute on chronic congestive heart failure, unspecified congestive heart failure type (HCC)

1. Acute blood loss anemia/ Acute GI bleed. GI consulted for EGD/ colonoscopy. Serial H/H. Protonix gtt. Transfused with 2 units PRBCs. Transfuse with an additional unit of PRBCs as hgb < 7.
2. Acute UTI. Continue Zosyn. Follow up urine cultures.
3. Paroxysmal atrial fibrillation. Rate controlled. Hold Eliquis due to GI bleed.
4. Transaminitis. Possibly due to shock liver from acute anemia. Continue to monitor LFTs. Check acute hepatitis panel.
5. Type 2 DM/ Hyperglycemia. Continue basal bolus with SSI.
6. Elevated troponin/ Abnormal EKG. Cardiology consulted.
7. Bradycardia. EP consult.
8. Pulmonary edema. S/p Lasix for presumed CHF exacerbation. Repeat CXR in AM.

**DVT prophylaxis: SCDs**

**Dispo: Home when better**

Plan of care was discussed and all questions were answered.

Monique V Walcott, MD  
Hospital medicine  
6/18/2018  
7:39 AM

Electronically Signed by Monique Walcott V, MD on 6/18/2018 10:10 PM

---

**Progress Notes by Dhaval G Patel, MD at 6/18/2018 8:13 AM**

---

|   |                                    |                        |
|---|------------------------------------|------------------------|
| Author: Dhaval G Patel, MD  | Service: Cardiology                | Author Type: Physician |
| Filed: 6/18/2018 8:56 AM  | Date of Service: 6/18/2018 8:13 AM | Status: Addendum       |
| Editor: Dhaval G Patel, MD (Physician)  |                                    |                        |
| Related Notes: Original Note by Dhaval G Patel, MD (Physician) filed at 6/18/2018 8:25 AM |                                    |                        |

**Progress Notes - Encounter Notes (continued)**

Progress Notes by Dhaval G Patel, MD at 6/18/2018 8:13 AM (continued)



WellStar Cardiovascular Medicine

**Date:** 6/18/2018

**Patient Name:** Eugene G Maurice

**Date of Birth:** 1/2/1949

**Age:** 69 y.o.

**LOS:** 1 day

**WELLSTAR CARDIOVASCULAR MEDICINE PROGRESS NOTE**

**Subjective:** Eugene G Maurice is a 69 y.o. male - Denies resting dyspnea. No CP  
**MEDICATIONS:**

**SCHEDULED MEDICATIONS:**

|                                 |            |               |                |
|---------------------------------|------------|---------------|----------------|
| • acetaminophen                 | 650 mg     | Oral          | Q6H PRN        |
| • atorvastatin                  | 80 mg      | Oral          | Nightly        |
| • calcium carbonate             | 500 mg     | Oral          | TID PRN        |
| • carvedilol                    | 6.25 mg    | Oral          | BID w/ meals   |
| • dextrose 40%                  | 1-2 Tube   | Oral          | Q15 Min PRN    |
| • dextrose 50 % in water (D50W) | 10-50 mL   | Intravenous   | Q15 Min PRN    |
| • furosemide                    | 40 mg      | Intravenous   | BID: 0900 1700 |
| • glucagon (human recombinant)  | 1 mg       | Intramuscular | Once PRN       |
| • HYDROcodone-acetaminophen     | 1 tablet   | Oral          | Q6H PRN        |
| • insulin lispro                | 1-12 Units | Subcutaneous  | AC&HS          |
| • isosorbide mononitrate        | 60 mg      | Oral          | BID            |
| • morphine injection            | 2 mg       | Intravenous   | Q3H PRN        |
| • nitroglycerin                 | 0.4 mg     | Sublingual    | Q5 Min PRN     |
| • ondansetron                   | 4 mg       | Oral          | Q8H PRN        |
| Or                              |            |               |                |
| • ondansetron                   | 4 mg       | Intravenous   | Q8H PRN        |
| • pantoprazole                  | 8 mg/hr    | Intravenous   | Continuous     |
| • piperacillin-                 | 4.5 g      | Intravenous   | Q8H            |



**Progress Notes - Encounter Notes (continued)**

**Progress Notes by Dhaval G Patel, MD at 6/18/2018 8:13 AM (continued)**

|   |           |             |            |
|---|-----------|-------------|------------|
| tazobactam<br>(ZOSYN) IV                |           |             |            |
| • polyethylene glycol                   | 1 packet  | Oral        | Daily PRN  |
| • ramipril                              | 10 mg     | Oral        | BID        |
| • sodium chloride                       | 100 mL/hr | Intravenous | Continuous |
| • sodium chloride<br>(NS) 0.9 % syringe | 3-40 mL   | Intravenous | Q1 min PRN |
| • sodium chloride<br>(NS) 0.9 % syringe | 3-40 mL   | Intravenous | Q1 min PRN |
| • sodium chloride<br>(NS) 0.9 % syringe | 3-40 mL   | Intravenous | Q1 min PRN |
| • sodium chloride<br>0.9% (NS) bolus    | 250 mL    | Intravenous | PRN        |
| • sotalol                               | 80 mg     | Oral        | BID        |

**CONTINUOUS INFUSIONS:**

- pantoprazole 8 mg/hr (06/18/18 0514)
- sodium chloride 100 mL/hr (06/18/18 0103)

**PRN MEDICATIONS:** acetaminophen, calcium carbonate, dextrose 40%, dextrose 50 % in water (D50W), glucagon (human recombinant), HYDROcodone-acetaminophen, morphine injection, nitroglycerin, ondansetron **\*\*OR\*\*** ondansetron, polyethylene glycol, Insert peripheral IV **\*\*AND\*\*** Saline lock IV **\*\*AND\*\*** sodium chloride (NS) 0.9 % syringe, Insert peripheral IV **\*\*AND\*\*** Saline lock IV **\*\*AND\*\*** sodium chloride (NS) 0.9 % syringe, Insert peripheral IV **\*\*AND\*\*** Maintain IV access **\*\*AND\*\*** INT **\*\*AND\*\*** sodium chloride (NS) 0.9 % syringe, sodium chloride 0.9% (NS) bolus

**VITALS:**

**Visit Vitals**

|       |                              |
|-------|------------------------------|
| BP    | (I) 126/48                   |
| Pulse | (I) 46                       |
| Temp  | 98.2 °F (36.8 °C) (Axillary) |
| Resp  | 13                           |
| Ht    | 67" (1.702 m)                |
| Wt    | 104.9 kg (231 lb 4.2 oz)     |
| SpO2  | 97%                          |
| BMI   | 36.22 kg/m <sup>2</sup>      |

**PHYSICAL:**

GEN: In no acute distress, alert  
HEENT: anicteric, EOMI  
Neck - JVD not seen  
LUNGS: clear to auscultation, respirations unlabored, no rales rhonchi or wheezes  
COR: Regular rate and rhythm, normal S1, S2, no murmurs or gallops  
EXT: no clubbing, cyanosis, no edema





**Progress Notes - Encounter Notes (continued)**

Progress Notes by Dhaval G Patel, MD at 6/18/2018 8:13 AM (continued)

SKIN: warm, dry, intact  
NEURO: alert, no focal deficits

**LABS:**

**Results from last 7 days**

| Lab        | Units  | 06/18/18<br>0500 | 06/17/18<br>1514 |
|------------|--------|------------------|------------------|
| HGB        | g/dL   | 6.3*             | 5.6*             |
| HEMATOCRIT | %      | 21*              | 19*              |
| WBC COUNT  | 10E9/L | 10.0             | 12.3*            |
| PLATELET   | 10E9/L | 64*              | 97*              |

**Results from last 7 days**

| Lab            | Units  | 06/18/18<br>0500 | 06/17/18<br>1515 | 06/15/18<br>1142 | 06/12/18<br>1403 | 06/12/18<br>1250 |
|----------------|--------|------------------|------------------|------------------|------------------|------------------|
| SODIUM, S      | mmol/L | 139              | --               | 138              | --               | 142              |
| POTASSIUM      | mmol/L | 4.0              | --               | 5.6*             | --               | 5.0              |
| CHLORIDE       | mmol/L | 99               | --               | 100              | --               | 102              |
| CO2            | mmol/L | 21*              | --               | 17*              | --               | 25               |
| BUN BLD        | mg/dL  | 58*              | --               | 49*              | --               | 50*              |
| CREATININE, S  | mg/dL  | 1.98*            | --               | 1.64*            | --               | 1.41*            |
| POC CREATININE | mg/dL  | --               | 2.2*             | --               | 1.4*             | --               |
| GLUCOSE        | mg/dL  | 116*             | --               | 112*             | --               | 113*             |

**Results from last 7 days**

| Lab | Units | 06/18/18<br>0030 |
|-----|-------|------------------|
|-----|-------|------------------|

TSH ulU/mL 2.67

**INTAKE/OUTPUT:**

Intake/Output Summary (Last 24 hours) at 06/18/18 0813  
Last data filed at 06/18/18 0600

|            | Gross per 24 hour |
|------------|-------------------|
| Intake     | 2415 ml           |
| Output     | 1075 ml           |
| <b>Net</b> | 1340 ml           |

Telemetry: S Brad

**CARDIAC STUDIES:**

Progress Notes - Encounter Notes (continued)

Progress Notes by Dhaval G Patel, MD at 6/18/2018 8:13 AM (continued)

ASSESSMENT/PLAN

Patient Active Problem List

Diagnosis

- Family history of ischemic heart disease
- Hyperlipidemia, unspecified hyperlipidemia type
- PVD (peripheral vascular disease) (HCC)
- Obesity
- Essential hypertension with goal blood pressure less than 130/85
- Coronary artery disease involving native coronary artery of native heart without angina pectoris
- Controlled type 2 diabetes mellitus with diabetic peripheral angiopathy without gangrene, without long-term current use of insulin (HCC)
- Elevated PSA
- Angina pectoris (HCC)
- Coronary arteriosclerosis
- S/P angioplasty with stent
- Cancer of prostate with low recurrence risk (stage T1-2a and Gleason < 7 and PSA < 10) (HCC)
- Upper GI bleed
- Anemia due to acute blood loss
- UTI (urinary tract infection)
- Pulmonary edema
- Acute on chronic congestive heart failure, unspecified congestive heart failure type (HCC)

**ASSESSMENT:**

1. Blood loss anemia - reason for admit
2. PAF - eliquis/betapace - reason for consult  
-currently in sinus brady, HR 45-50s.
3. HFpEF - elevated BNP, +1.3 cc / 24 hrs
4. CAD - CABG with subsequent s/p POBA 11/2017
5. HTN/HLP
6. DM
7. AKI

**PLAN:**

- D/w Dr. Sheikh - will **NOT** pursue LHC at this time as his dyspnea likely due to anemia.
- holding AC at this time until cleared by GI
- Hold IV lasix as BUN / CR suggest volume depletion; will check pBNP
- Cont to hold Coreg due to bradycardia (pt reports not taking coreg x 1 week); Betapace may also be causative; expect HR to be > 100 bpm in setting of severe anemia - have EP see in this regard as CrCl < 40. Will decrease to 40 mg BID for now.
- Follow renal fxn

Dhaval G Patel, MD  
6/18/2018



WS Kennestone Hospital  
677 Church Street  
Marietta GA 30060-1101  
Inpatient Record

Maurice, Eugene George  
MRN: 561253820, DOB: 1/2/1949, Sex: M  
Adm: 6/17/2018, D/C: 6/21/2018

**Progress Notes - Encounter Notes (continued)**

**Progress Notes by Dhaval G Patel, MD at 6/18/2018 8:13 AM (continued)**

8:13 AM

Electronically Signed by Dhaval G Patel, MD on 6/18/2018 8:56 AM

**Progress Notes by Janet Ian, RN at 6/18/2018 10:26 AM**

|  |                                     |                               |
|--|-------------------------------------|-------------------------------|
| Author: Janet Ian, RN                    | Service: —                          | Author Type: Registered Nurse |
| Filed: 6/18/2018 10:27 AM                | Date of Service: 6/18/2018 10:26 AM | Status: Signed                |
| Editor: Janet Ian, RN (Registered Nurse) |                                     |                               |

Sent Perfect Serve not to Dr Venu Sajja per request of pt. Patient states he was told not to take ramipril (altace) 10mg 2 x day by cardiology. Med is still on MAR.

Electronically Signed by Janet Ian, RN on 6/18/2018 10:27 AM

**Progress Notes by Kathryn R Gray, RN at 6/18/2018 1:03 PM**

|   |                                    |                               |
|---|------------------------------------|-------------------------------|
| Author: Kathryn R Gray, RN                    | Service: —                         | Author Type: Care Coordinator |
| Filed: 6/18/2018 1:07 PM                      | Date of Service: 6/18/2018 1:03 PM | Status: Signed                |
| Editor: Kathryn R Gray, RN (Registered Nurse) |                                    |                               |

CC met with patient at bedside to discuss discharge needs. Patient alert and oriented X 4 and verbalized understanding. Patient lives in a 2-story home with 16 steps leading up to bedrooms and 16 steps leading down to basement. Patient currently ambulates without any assistive devices and does not use oxygen at home, even though currently on 5L O2 for CHF exacerbation.

Patient declined Advance directive information.

CC will continue to follow discharge needs.

| 06/18/18 1259                       |  |
|-------------------------------------|--|
| <b>Patient Information</b>          |  |
| Living Situation Prior to Admission | Home   |
| Marital Status                      | Married  |
| Primary Caregiver                   | Family (relationship)<br><i>(primary caregiver is self)</i>            |
| Caregiver Name(s)                   | Shirley Maurice (spouse)   |
| Caregiver Phone Number(s)           | 678-398-9479   |
| <b>Legal Information</b>            |  |
| Advance Directives Status           | Patient declined information   |
| <b>Current State</b>                |  |
| Functional Status                   | Independent  |
| Personal Responsibilities           | Housekeeping;Cooking;Money Mgmt;Driving;Yardwork;Medication Management |
| Home Equipment                      | None   |



WS Kennestone Hospital  
 677 Church Street  
 Marietta GA 30060-1101  
 Inpatient Record

Maurice, Eugene George  
 MRN: 561253820, DOB: 1/2/1949, Sex: M  
 Adm: 6/17/2018, D/C: 6/21/2018

**Progress Notes - Encounter Notes (continued)**

**Progress Notes by Kathryn R Gray, RN at 6/18/2018 1:03 PM (continued)**

|                                       |   |
|---------------------------------------|---|
| Type of Home Services                 | None  |
| Bladder Control                       | Continent   |
| Bowel Control                         | Continent   |
| Cognition                             | Oriented to person;Oriented to place;Oriented to time |
| Communication/Literacy                | Understands speaking;Talks;Understands English        |
| <b>Income Information</b>             |   |
| Income Source                         | Disability/SSI  |
| <b>Discharge Plan</b>                 |   |
| Case Management Barriers to Discharge | No Barriers   |
| Is Discharge Transport arranged?      | Yes   |
| Family Concurs                        | Yes   |
| Patient Concurs                       | Yes   |
| Discharge Facility Type               | Home  |
| <b>Patient Discharge Risk Level</b>   |   |
| Readmission Risk                      | Mod LACE Score of 6-11)                               |
| Readmission Risk Score                | 11  |
| <b>Notes</b>                          |   |
| DC Plan/Observations                  | Home with self care.                                  |
| <b>IA/UM Assessments Completed</b>    |   |
| Initial Assessment Complete           | Yes   |

Electronically Signed by Kathryn R Gray, RN on 6/18/2018 1:07 PM

**Progress Notes by Dhaval G Patel, MD at 6/19/2018 7:27 AM**

Author: Dhaval G Patel, MD  
 Filed: 6/19/2018 7:30 AM  
 Editor: Dhaval G Patel, MD (Physician)

Service: Cardiology  
 Date of Service: 6/19/2018 7:27 AM

Author Type: Physician  
 Status: Signed



Progress Notes - Encounter Notes (continued)

Progress Notes by Dhaval G Patel, MD at 6/19/2018 7:27 AM (continued)



WellStar Cardiovascular Medicine

Date: 6/19/2018

Patient Name: Eugene G Maurice

Date of Birth: 1/2/1949

Age: 69 y.o.

LOS: 2 days

WELLSTAR CARDIOVASCULAR MEDICINE PROGRESS NOTE

Subjective: Eugene G Maurice is a 69 y.o. male - Denies resting dyspnea. No CP  
MEDICATIONS:

SCHEDULED MEDICATIONS:

|                                      |            |               |             |
|--------------------------------------|------------|---------------|-------------|
| • acetaminophen                      | 650 mg     | Oral          | Q6H PRN     |
| • calcium carbonate                  | 500 mg     | Oral          | TID PRN     |
| • dextrose 40%                       | 1-2 Tube   | Oral          | Q15 Min PRN |
| • dextrose 50 % in water (D50W)      | 10-50 mL   | Intravenous   | Q15 Min PRN |
| • glucagon (human recombinant)       | 1 mg       | Intramuscular | Once PRN    |
| • HYDROcodone-acetaminophen          | 1 tablet   | Oral          | Q6H PRN     |
| • insulin lispro                     | 1-12 Units | Subcutaneous  | AC&HS       |
| • isosorbide mononitrate             | 60 mg      | Oral          | BID         |
| • morphine injection                 | 2 mg       | Intravenous   | Q3H PRN     |
| • nitroglycerin                      | 0.4 mg     | Sublingual    | Q5 Min PRN  |
| • ondansetron                        | 4 mg       | Oral          | Q8H PRN     |
| Or                                   |            |               |             |
| • ondansetron                        | 4 mg       | Intravenous   | Q8H PRN     |
| • pantoprazole                       | 8 mg/hr    | Intravenous   | Continuous  |
| • piperacillin-tazobactam (ZOSYN) IV | 4.5 g      | Intravenous   | Q8H         |
| • polyethylene glycol                | 1 packet   | Oral          | Daily PRN   |
| • sodium chloride (NS) 0.9 % syringe | 3-40 mL    | Intravenous   | Q1 min PRN  |
| • sodium chloride (NS)               | 3-40 mL    | Intravenous   | Q1 min PRN  |





**Progress Notes - Encounter Notes (continued)**

**Progress Notes by Dhaval G Patel, MD at 6/19/2018 7:27 AM (continued)**

- 0.9 % syringe
- sodium chloride (NS) 3-40 mL Intravenous Q1 min PRN  
0.9 % syringe
- sodium chloride 0.9% 250 mL Intravenous PRN  
(NS) bolus
- sotalol 40 mg Oral BID

**CONTINUOUS INFUSIONS:**

- pantoprazole 8 mg/hr (06/19/18 0446)

**PRN MEDICATIONS:** acetaminophen, calcium carbonate, dextrose 40%, dextrose 50 % in water (D50W), glucagon (human recombinant), HYDROcodone-acetaminophen, morphine injection, nitroglycerin, ondansetron **\*\*OR\*\*** ondansetron, polyethylene glycol, Insert peripheral IV **\*\*AND\*\*** Saline lock IV **\*\*AND\*\*** sodium chloride (NS) 0.9 % syringe, Insert peripheral IV **\*\*AND\*\*** Saline lock IV **\*\*AND\*\*** sodium chloride (NS) 0.9 % syringe, Insert peripheral IV **\*\*AND\*\*** Maintain IV access **\*\*AND\*\*** INT **\*\*AND\*\*** sodium chloride (NS) 0.9 % syringe, sodium chloride 0.9% (NS) bolus

**VITALS:**

**Visit Vitals**

BP (I) 124/49  
Pulse 53  
Temp 98.2 °F (36.8 °C)  
Resp 17  
Ht 67" (1.702 m)  
Wt 104.9 kg (231 lb 4.2 oz)  
SpO2 96%  
BMI 36.22 kg/m<sup>2</sup>

**PHYSICAL:**

GEN: In no acute distress, alert  
HEENT: anicteric, EOMI  
Neck - JVD not seen  
LUNGS: clear to auscultation, respirations unlabored, no rales rhonchi or wheezes  
COR: Regular rate and rhythm, normal S1, S2, no murmurs or gallops  
EXT: no clubbing, cyanosis, no edema  
SKIN: warm, dry, intact  
NEURO: alert, no focal deficits

**LABS:**

**Results from last 7 days**

| Lab        | Units | 06/19/18<br>0445 | 06/18/18<br>1005 | 06/18/18<br>0500 | 06/17/18<br>1514 |
|------------|-------|------------------|------------------|------------------|------------------|
| HGB        | g/dL  | 7.6*             | 7.6*             | 6.3*             | 5.6*             |
| HEMATOCRIT | %     | 24*              | 25*              | 21*              | 19*              |



**Progress Notes - Encounter Notes (continued)**

Progress Notes by Dhaval G Patel, MD at 6/19/2018 7:27 AM (continued)

|           |        |       |    |      |       |
|-----------|--------|-------|----|------|-------|
| WBC COUNT | 10E9/L | 11.5* | -- | 10.0 | 12.3* |
| PLATELET  | 10E9/L | 67*   | -- | 64*  | 97*   |

**Results from last 7 days**

| Lab            | Units  | 06/19/18<br>0445 | 06/18/18<br>0500 | 06/17/18<br>1515 | 06/15/18<br>1142 | 06/12/18<br>1403 | 06/12/18<br>1250 |
|----------------|--------|------------------|------------------|------------------|------------------|------------------|------------------|
| SODIUM, S      | mmol/L | 139              | 139              | --               | 138              | --               | 142              |
| POTASSIUM      | mmol/L | 3.7              | 4.0              | --               | 5.6*             | --               | 5.0              |
| CHLORIDE       | mmol/L | 102              | 99               | --               | 100              | --               | 102              |
| CO2            | mmol/L | 20*              | 21*              | --               | 17*              | --               | 25               |
| BUN BLD        | mg/dL  | 47*              | 58*              | --               | 49*              | --               | 50*              |
| CREATININE, S  | mg/dL  | 1.84*            | 1.98*            | --               | 1.64*            | --               | 1.41*            |
| POC CREATININE | mg/dL  | --               | --               | 2.2*             | --               | 1.4*             | --               |
| GLUCOSE        | mg/dL  | 116*             | 116*             | --               | 112*             | --               | 113*             |

**Results from last 7 days**

| Lab | Units  | 06/18/18<br>0030 |
|-----|--------|------------------|
| TSH | uIU/mL | 2.67             |

**INTAKE/OUTPUT:**

Intake/Output Summary (Last 24 hours) at 06/19/18 0727  
Last data filed at 06/19/18 0500

|            | Gross per 24 hour |
|------------|-------------------|
| Intake     | 2210 ml           |
| Output     | 1200 ml           |
| <b>Net</b> | 1010 ml           |

Telemetry: S Brad

**CARDIAC STUDIES:**

**ASSESSMENT/PLAN**

Patient Active Problem List

Diagnosis

- Family history of ischemic heart disease
- Hyperlipidemia, unspecified hyperlipidemia type

**Progress Notes - Encounter Notes (continued)**

**Progress Notes by Dhaval G Patel, MD at 6/19/2018 7:27 AM (continued)**

- PVD (peripheral vascular disease) (HCC)
- Obesity
- Essential hypertension with goal blood pressure less than 130/85
- Coronary artery disease involving native coronary artery of native heart without angina pectoris
- Controlled type 2 diabetes mellitus with diabetic peripheral angiopathy without gangrene, without long-term current use of insulin (HCC)
- Elevated PSA
- Angina pectoris (HCC)
- Coronary arteriosclerosis
- S/P angioplasty with stent
- Cancer of prostate with low recurrence risk (stage T1-2a and Gleason < 7 and PSA < 10) (HCC)
- Upper GI bleed
- Acute blood loss anemia
- Acute UTI
- Pulmonary edema
- Acute on chronic congestive heart failure, unspecified congestive heart failure type (HCC)
- AKI (acute kidney injury) (HCC)
- Adverse effect of sotalol, initial encounter
- Acute on chronic heart failure with normal ejection fraction (HCC)
- Anemia
- PAF (paroxysmal atrial fibrillation) (HCC)
- Acute GI bleeding

**ASSESSMENT:**

1. Blood loss anemia - reason for admit
2. PAF - eliquis/betapace - reason for consult  
-currently in sinus brady, HR 45-50s.
3. HFpEF - elevated BNP, +1.3 cc / 24 hrs
4. CAD - CABG with subsequent s/p POBA 11/2017
5. HTN/HLP
6. DM
7. AKI

**PLAN:**

- D/w Dr. Sheikh - will **NOT** pursue LHC at this time as his dyspnea likely due to anemia.
- holding AC at this time until cleared by GI
- Hold IV lasix as BUN / CR suggest volume depletion; will check pBNP
- EP recs apprec.
- Cont to follow renal fxn
- For EGD per GI today

Dhaval G Patel, MD  
6/19/2018

Electronically Signed by Dhaval G Patel, MD on 6/19/2018 7:30 AM

**Progress Notes by Janet Ian, RN at 6/19/2018 11:04 AM**



WS Kennestone Hospital  
677 Church Street  
Marietta GA 30060-1101  
Inpatient Record

Maurice, Eugene George  
MRN: 561253820, DOB: 1/2/1949, Sex: M  
Adm: 6/17/2018, D/C: 6/21/2018

**Progress Notes - Encounter Notes (continued)**

**Progress Notes by Janet Ian, RN at 6/19/2018 11:04 AM (continued)**

|  |                                     |                               |
|--|-------------------------------------|-------------------------------|
| Author: Janet Ian, RN                    | Service: —                          | Author Type: Registered Nurse |
| Filed: 6/19/2018 11:05 AM                | Date of Service: 6/19/2018 11:04 AM | Status: Signed                |
| Editor: Janet Ian, RN (Registered Nurse) |                                     |                               |

Patient transported to GI lab via wheelchair for EGD.

Electronically Signed by Janet Ian, RN on 6/19/2018 11:05 AM

**Progress Notes by Samina Fakhr, MD at 6/19/2018 2:21 PM**

|                                      |                                    |                        |
|--------------------------------------|------------------------------------|------------------------|
| Author: Samina Fakhr, MD             | Service: Hospital Medicine         | Author Type: Physician |
| Filed: 6/19/2018 10:33 PM            | Date of Service: 6/19/2018 2:21 PM | Status: Signed         |
| Editor: Samina Fakhr, MD (Physician) |                                    |                        |



**Hospital Medicine Progress Note**

**Patient Name:** EUGENE G MAURICE  
**Room :** G351/G351-01  
**Length of stay:** 2 days

**Summary**

Patient is a 69 yo male with PMH of CAD, PAF on Eliquis, DM, HTN who presents with SOB, GI bleed with hgb 5.6, increased pulmonary edema, and UTI

**Subjective/Interval History**

Denies melena, hematochezia.

**Objective**

Temp: [97.7 °F (36.5 °C)-98.6 °F (37 °C)] 98.4 °F (36.9 °C)  
Heart Rate: [50-64] 61  
Resp: [13-25] 16  
BP: (95-143)/(40-61) 130/60  
SpO2 Readings from Last 1 Encounters:  
06/19/18 94%



**Progress Notes - Encounter Notes (continued)**

**Progress Notes by Samina Fakhr, MD at 6/19/2018 2:21 PM (continued)**

Physical exam was performed:

GEN: No acute distress, AAO x 3

EYES: No conjunctival pallor, No scleral icterus, Extraocular muscles intact

HEENT: Normocephalic, Atraumatic, Moist mucus membranes

NECK: Supple

CV: Normal S1 and S2

PULM: CTA bilaterally. No wheezes, crackles, or rales

ABD: Soft, Not distended, Normoactive bowel sounds, Not tender

EXT: Intact distal pulses, No clubbing or cyanosis, trace edema noted

SKIN: Warm and dry

NEURO: Spontaneous movement of extremities

**Medications**

|                                      |            |               |                |
|--------------------------------------|------------|---------------|----------------|
| • acetaminophen                      | 650 mg     | Oral          | Q6H PRN        |
| • calcium carbonate                  | 500 mg     | Oral          | TID PRN        |
| • dextrose 40%                       | 1-2 Tube   | Oral          | Q15 Min PRN    |
| • dextrose 50 % in water (D50W)      | 10-50 mL   | Intravenous   | Q15 Min PRN    |
| • glucagon (human recombinant)       | 1 mg       | Intramuscular | Once PRN       |
| • HYDROcodone-acetaminophen          | 1 tablet   | Oral          | Q6H PRN        |
| • insulin lispro                     | 1-12 Units | Subcutaneous  | AC&HS          |
| • isosorbide mononitrate             | 60 mg      | Oral          | BID            |
| • morphine injection                 | 2 mg       | Intravenous   | Q3H PRN        |
| • nitroglycerin                      | 0.4 mg     | Sublingual    | Q5 Min PRN     |
| • ondansetron                        | 4 mg       | Oral          | Q8H PRN        |
| Or                                   |            |               |                |
| • ondansetron                        | 4 mg       | Intravenous   | Q8H PRN        |
| • pantoprazole                       | 40 mg      | Oral          | BID AC         |
| • piperacillin-tazobactam (ZOSYN)    | 4.5 g      | Intravenous   | Q8H            |
| IV                                   |            |               |                |
| • polyethylene glycol                | 1 packet   | Oral          | Daily PRN      |
| • sodium chloride                    | 30 mL/hr   | Intravenous   | Continuous     |
| • sodium chloride                    | 30 mL/hr   | Intravenous   | Continuous PRN |
| • sodium chloride                    |            |               |                |
| • sodium chloride (NS) 0.9 % syringe | 3-40 mL    | Intravenous   | Q1 min PRN     |
| • sodium chloride (NS) 0.9 % syringe | 3-40 mL    | Intravenous   | Q1 min PRN     |
| • sodium chloride (NS) 0.9 % syringe | 3-40 mL    | Intravenous   | Q1 min PRN     |
| • sodium chloride 0.9% (NS) bolus    | 250 mL     | Intravenous   | PRN            |
| • sotalol                            | 40 mg      | Oral          | BID            |





**Progress Notes - Encounter Notes (continued)**

**Progress Notes by Samina Fakhr, MD at 6/19/2018 2:21 PM (continued)**

**Continuous Infusions:**

- sodium chloride 30 mL/hr (06/19/18 1129)
- sodium chloride

PRN Meds: acetaminophen, calcium carbonate, dextrose 40%, dextrose 50 % in water (D50W), glucagon (human recombinant), HYDROcodone-acetaminophen, morphine injection, nitroglycerin, ondansetron **\*\*OR\*\*** ondansetron, polyethylene glycol, sodium chloride, Insert peripheral IV **\*\*AND\*\*** Saline lock IV **\*\*AND\*\*** sodium chloride (NS) 0.9 % syringe, Insert peripheral IV **\*\*AND\*\*** Saline lock IV **\*\*AND\*\*** sodium chloride (NS) 0.9 % syringe, Insert peripheral IV **\*\*AND\*\*** Maintain IV access **\*\*AND\*\*** INT **\*\*AND\*\*** sodium chloride (NS) 0.9 % syringe, sodium chloride 0.9% (NS) bolus

**Laboratory**

**Results from last 7 days**

| Lab        | Units  | 06/19/18<br>0445 | 06/18/18<br>1005 | 06/18/18<br>0500 | 06/17/18<br>1514 |
|------------|--------|------------------|------------------|------------------|------------------|
| WBC COUNT  | 10E9/L | 11.5*            | --               | 10.0             | 12.3*            |
| HGB        | g/dL   | 7.6*             | 7.6*             | 6.3*             | 5.6*             |
| HEMATOCRIT | %      | 24*              | 25*              | 21*              | 19*              |
| PLATELET   | 10E9/L | 67*              | --               | 64*              | 97*              |

**Results from last 7 days**

| Lab            | Units  | 06/19/18<br>0445 | 06/18/18<br>0500 | 06/18/18<br>0030 | 06/17/18<br>1515 | 06/17/18<br>1514 | 06/15/18<br>1142 |
|----------------|--------|------------------|------------------|------------------|------------------|------------------|------------------|
| SODIUM, S      | mmol/L | 139              | 139              | --               | --               | --               | 138              |
| POTASSIUM      | mmol/L | 3.7              | 4.0              | --               | --               | --               | 5.6*             |
| CHLORIDE       | mmol/L | 102              | 99               | --               | --               | --               | 100              |
| CO2            | mmol/L | 20*              | 21*              | --               | --               | --               | 17*              |
| BUN BLD        | mg/dL  | 47*              | 58*              | --               | --               | --               | 49*              |
| CREATININE, S  | mg/dL  | 1.84*            | 1.98*            | --               | --               | --               | 1.64*            |
| POC CREATININE | mg/dL  | --               | --               | --               | 2.2*             | --               | --               |
| GLUCOSE        | mg/dL  | 116*             | 116*             | --               | --               | --               | 112*             |
| CALCIUM, TOTAL | mg/dL  | 8.0*             | 8.1*             | --               | --               | --               | 8.7*             |
| MAGNESIUM      | mg/dL  | 2.3              | --               | 2.1              | --               | 2.3              | --               |
| ANION GAP      |        | 21*              | 23*              | --               | --               | --               | 27*              |

**Results from last 7 days**

| Lab           | Units | 06/19/18<br>0445 | 06/18/18<br>0500 |
|---------------|-------|------------------|------------------|
| ALKALINE PHOS | IU/L  | 127              | 137*             |

**Progress Notes - Encounter Notes (continued)**

**Progress Notes by Samina Fakhr, MD at 6/19/2018 2:21 PM (continued)**

|                  |       |      |        |
|------------------|-------|------|--------|
| BILIRUBIN, TOTAL | mg/dL | 1.4* | 1.4*   |
| PROTEIN, TOTAL   | g/dL  | 5.9* | 5.9*   |
| ALT              | IU/L  | 830* | 1,072* |
| AST              | IU/L  | 406* | 723*   |
| ALBUMIN, S       | g/dL  | 2.9* | 3.2*   |

**Results from last 7 days**

| Lab | Units | 06/19/18 | 06/19/18 | 06/19/18 | 06/18/18 | 06/18/18 | 06/18/18 |
|-----|-------|----------|----------|----------|----------|----------|----------|
|     |       | 18       | 18       | 18       | 18       | 18       | 18       |
|     |       | 1634     | 1418     | 0754     | 1941     | 1727     | 1229     |

GLUCOSE, BEDSIDE mg/dL 241\* 107\* 125\* 214\* 171\* 162\*

**Results from last 7 days**

| Lab | Units | 06/18/18 | 06/17/18 |
|-----|-------|----------|----------|
|     |       | 0500     | 1514     |

PROTIME SEC 34.6\* 46.0\*  
INR RATIO 3.06\* 4.07\*  
APTT SEC -- 30

**Results from last 7 days**

| Lab | Units | 06/18/18 | 06/18/18 | 06/18/18 |
|-----|-------|----------|----------|----------|
|     |       | 1005     | 0500     | 0030     |

CK IU/L 196 186 192  
CK-MB (QUANT) ng/mL 2.7 2.6 2.7  
TROPONIN T ng/mL 0.05\* 0.05\* 0.05\*

**Assessment and Plan**

The following active problems are being addressed:

1. Acute blood loss anemia/ Acute GI bleed.  
GI consulted, S/P EGD today. Continue IV Protonix. Transfused 2 units PRBCs.
2. Acute UTI. Continue Zosyn. Follow up urine cultures.
3. Paroxysmal atrial fibrillation. Rate controlled. Held Eliquis due to GI bleed.
4. Transaminitis. Possibly due to shock liver from acute anemia. Continue to monitor LFTs. Acute hepatitis panel-non reactive.
5. Type 2 DM/ Hyperglycemia. Continue basal bolus with SSI.
6. Elevated troponin/ Abnormal EKG. Cardiology on board.
7. Bradycardia. EP consulted
8. Pulmonary edema. S/p Lasix for presumed CHF exacerbation.

**Progress Notes - Encounter Notes (continued)**

**Progress Notes by Samina Fakhr, MD at 6/19/2018 2:21 PM (continued)**

**DVT prophylaxis: SCDs**

**Dispo: Possibly home Tomorrow, if H/H stable**


Plan of care was discussed and all questions were answered.

Samina Fakhr, MD  
Hospital medicine

Electronically Signed by Samina Fakhr, MD on 6/19/2018 10:33 PM

**Progress Notes by Dhaval G Patel, MD at 6/20/2018 7:42 AM**

|   |                                    |                        |
|---|------------------------------------|------------------------|
| Author: Dhaval G Patel, MD  | Service: Cardiology                | Author Type: Physician |
| Filed: 6/20/2018 9:07 AM  | Date of Service: 6/20/2018 7:42 AM | Status: Addendum       |
| Editor: Dhaval G Patel, MD (Physician)  |                                    |                        |
| Related Notes: Original Note by Dhaval G Patel, MD (Physician) filed at 6/20/2018 7:49 AM |                                    |                        |



**WellStar Cardiovascular Medicine**

**Date:** 6/20/2018  
**Patient Name:** Eugene G Maurice  
**Date of Birth:** 1/2/1949  
**Age:** 69 y.o.  
**LOS:** 3 days

**WELLSTAR CARDIOVASCULAR MEDICINE PROGRESS NOTE**

**Subjective:** Eugene G Maurice is a 69 y.o. male - Denies resting dyspnea. No CP. Still with epistaxis  
**MEDICATIONS:**

**SCHEDULED MEDICATIONS:**

- |                     |        |      |         |
|---------------------|--------|------|---------|
| • acetaminophen     | 650 mg | Oral | Q6H PRN |
| • calcium carbonate | 500 mg | Oral | TID PRN |

**Progress Notes - Encounter Notes (continued)**

**Progress Notes by Dhaval G Patel, MD at 6/20/2018 7:42 AM (continued)**

|                                      |            |               |                |
|--------------------------------------|------------|---------------|----------------|
| • dextrose 40%                       | 1-2 Tube   | Oral          | Q15 Min PRN    |
| • dextrose 50 % in water (D50W)      | 10-50 mL   | Intravenous   | Q15 Min PRN    |
| • glucagon (human recombinant)       | 1 mg       | Intramuscular | Once PRN       |
| • HYDROcodone-acetaminophen          | 1 tablet   | Oral          | Q6H PRN        |
| • insulin lispro                     | 1-12 Units | Subcutaneous  | AC&HS          |
| • isosorbide mononitrate             | 60 mg      | Oral          | BID            |
| • morphine injection                 | 2 mg       | Intravenous   | Q3H PRN        |
| • nitroglycerin                      | 0.4 mg     | Sublingual    | Q5 Min PRN     |
| • ondansetron                        | 4 mg       | Oral          | Q8H PRN        |
| Or                                   |            |               |                |
| • ondansetron                        | 4 mg       | Intravenous   | Q8H PRN        |
| • pantoprazole                       | 40 mg      | Oral          | BID AC         |
| • piperacillin-tazobactam (ZOSYN)    | 4.5 g      | Intravenous   | Q8H            |
| IV                                   |            |               |                |
| • polyethylene glycol                | 1 packet   | Oral          | Daily PRN      |
| • sodium chloride                    | 30 mL/hr   | Intravenous   | Continuous     |
| • sodium chloride                    | 30 mL/hr   | Intravenous   | Continuous PRN |
| • sodium chloride (NS) 0.9 % syringe | 3-40 mL    | Intravenous   | Q1 min PRN     |
| • sodium chloride (NS) 0.9 % syringe | 3-40 mL    | Intravenous   | Q1 min PRN     |
| • sodium chloride (NS) 0.9 % syringe | 3-40 mL    | Intravenous   | Q1 min PRN     |
| • sodium chloride 0.9% (NS) bolus    | 250 mL     | Intravenous   | PRN            |
| • sotalol                            | 40 mg      | Oral          | BID            |

**CONTINUOUS INFUSIONS:**

- sodium chloride 30 mL/hr (06/19/18 1129)
- sodium chloride

**PRN MEDICATIONS:** acetaminophen, calcium carbonate, dextrose 40%, dextrose 50 % in water (D50W), glucagon (human recombinant), HYDROcodone-acetaminophen, morphine injection, nitroglycerin, ondansetron **\*\*OR\*\*** ondansetron, polyethylene glycol, sodium chloride, Insert peripheral IV **\*\*AND\*\*** Saline lock IV **\*\*AND\*\*** sodium chloride (NS) 0.9 % syringe, Insert peripheral IV **\*\*AND\*\*** Saline lock IV **\*\*AND\*\*** sodium chloride (NS) 0.9 % syringe, Insert peripheral IV **\*\*AND\*\*** Maintain IV access **\*\*AND\*\*** INT **\*\*AND\*\*** sodium chloride (NS) 0.9 % syringe, sodium chloride 0.9% (NS) bolus

**VITALS:**

**Visit Vitals**

BP 129/57  
Pulse 59  
Temp 98 °F (36.7 °C) (Oral)





**Progress Notes - Encounter Notes (continued)**

**Progress Notes by Dhaval G Patel, MD at 6/20/2018 7:42 AM (continued)**

Resp 20  
Ht 67" (1.702 m)  
Wt 104.9 kg (231 lb 4.2 oz)  
SpO2 93%  
BMI 36.22 kg/m<sup>2</sup>

**PHYSICAL:**

GEN: In no acute distress, alert  
HEENT: anicteric, EOMI  
Neck - JVD not seen  
LUNGS: clear to auscultation, respirations unlabored, no rales rhonchi or wheezes  
COR: Regular rate and rhythm, normal S1, S2, no murmurs or gallops  
EXT: no clubbing, cyanosis, no edema  
SKIN: warm, dry, intact  
NEURO: alert, no focal deficits

**LABS:**

**Results from last 7 days**

| Lab        | Units  | 06/20/18<br>0400 | 06/19/18<br>0445 | 06/18/18<br>1005 | 06/18/18<br>0500 | 06/17/18<br>1514 |
|------------|--------|------------------|------------------|------------------|------------------|------------------|
| HGB        | g/dL   | 7.4*             | 7.6*             | 7.6*             | 6.3*             | 5.6*             |
| HEMATOCRIT | %      | 24*              | 24*              | 25*              | 21*              | 19*              |
| WBC COUNT  | 10E9/L | 11.8*            | 11.5*            | --               | 10.0             | 12.3*            |
| PLATELET   | 10E9/L | 66*              | 67*              | --               | 64*              | 97*              |

**Results from last 7 days**

| Lab            | Units  | 06/20/18<br>0400 | 06/19/18<br>0445 | 06/18/18<br>0500 | 06/17/18<br>1515 | 06/15/18<br>1142 |
|----------------|--------|------------------|------------------|------------------|------------------|------------------|
| SODIUM, S      | mmol/L | 139              | 139              | 139              | --               | 138              |
| POTASSIUM      | mmol/L | 3.4*             | 3.7              | 4.0              | --               | 5.6*             |
| CHLORIDE       | mmol/L | 103              | 102              | 99               | --               | 100              |
| CO2            | mmol/L | 22               | 20*              | 21*              | --               | 17*              |
| BUN BLD        | mg/dL  | 35*              | 47*              | 58*              | --               | 49*              |
| CREATININE, S  | mg/dL  | 1.43*            | 1.84*            | 1.98*            | --               | 1.64*            |
| POC CREATININE | mg/dL  | --               | --               | --               | 2.2*             | --               |
| GLUCOSE        | mg/dL  | 113*             | 116*             | 116*             | --               | 112*             |

**Results from last 7 days**

| Lab | Units  | 06/18/18<br>0030 |
|-----|--------|------------------|
| TSH | uIU/mL | 2.67             |



**Progress Notes - Encounter Notes (continued)**

Progress Notes by Dhaval G Patel, MD at 6/20/2018 7:42 AM (continued)

**INTAKE/OUTPUT:**

Intake/Output Summary (Last 24 hours) at 06/20/18 0742  
Last data filed at 06/20/18 0500

|            | <b>Gross per 24 hour</b> |
|------------|--------------------------|
| Intake     | 200 ml                   |
| Output     | 1500 ml                  |
| <b>Net</b> | -1300 ml                 |

**Telemetry: S Brad**

**CARDIAC STUDIES:**

**ASSESSMENT/PLAN**

Patient Active Problem List

Diagnosis

- Family history of ischemic heart disease
- Hyperlipidemia, unspecified hyperlipidemia type
- PVD (peripheral vascular disease) (HCC)
- Obesity
- Essential hypertension with goal blood pressure less than 130/85
- Coronary artery disease involving native coronary artery of native heart without angina pectoris
- Controlled type 2 diabetes mellitus with diabetic peripheral angiopathy without gangrene, without long-term current use of insulin (HCC)
- Elevated PSA
- Angina pectoris (HCC)
- Coronary arteriosclerosis
- S/P angioplasty with stent
- Cancer of prostate with low recurrence risk (stage T1-2a and Gleason < 7 and PSA < 10) (HCC)
- Upper GI bleed
- Anemia due to acute blood loss
- Urinary tract infection without hematuria, site unspecified
- Pulmonary edema
- Acute on chronic congestive heart failure, unspecified congestive heart failure type (HCC)
- AKI (acute kidney injury) (HCC)
- Adverse effect of sotalol, initial encounter
- Acute on chronic heart failure with normal ejection fraction (HCC)
- Anemia
- PAF (paroxysmal atrial fibrillation) (HCC)
- Acute GI bleeding



**Progress Notes - Encounter Notes (continued)**

**Progress Notes by Dhaval G Patel, MD at 6/20/2018 7:42 AM (continued)**

**ASSESSMENT:**

1. Blood loss anemia - reason for admit  
- EGD shows small ulcers, low bleed risk
2. PAF - eliquis/betapace - reason for consult  
-currently in sinus brady, HR 50-60 on lower dose sotalol 40 BID
3. HFpEF - elevated BNP, -1.3 L / 24 hrs
4. CAD - CABG with subsequent s/p POBA 11/2017
5. HTN/HLP
6. DM
7. AKI
8. Epistaxis - present despite being off Eliquis

**PLAN:**

- D/w Dr. Abdul Sheikh - will **NOT** pursue LHC at this time as his dyspnea likely due to anemia.
- GI --> ok to resume AC - restart Eliquis if ENT not recommending any procedures; will hold off on resuming ASA until H/H known to be stable on AC only. ASA may be resumed as outpt.
- Resume home dose lasix 20 QD
- Cont to follow renal fxn
- Will have ENT see - ? Long standing epistaxis causing anemia

Dhaval G Patel, MD  
6/20/2018

Electronically Signed by Dhaval G Patel, MD on 6/20/2018 9:07 AM

**Progress Notes by Kristy L Cirami at 6/20/2018 1:01 PM**

Author: Kristy L Cirami  
Filed: 6/20/2018 1:02 PM  
Editor: Kristy L Cirami (Technician)

Service: —  
Date of Service: 6/20/2018 1:01 PM

Author Type: Technician  
Status: Signed

**CLINICAL NUTRITION SCREEN**

104.9 kg (231 lb 4.2 oz)  
67" (1.702 m)  
Body mass index is 36.22 kg/m<sup>2</sup>.

**Diet:** Cardiac

**PO Intake:** 100%

Will monitor for needs

Electronically Signed by Kristy L Cirami on 6/20/2018 1:02 PM

**Progress Notes by Samina Fakhr, MD at 6/20/2018 1:08 PM**

Author: Samina Fakhr, MD  
Filed: 6/21/2018 7:24 AM  
Editor: Samina Fakhr, MD (Physician)

Service: Hospital Medicine  
Date of Service: 6/20/2018 1:08 PM

Author Type: Physician  
Status: Signed



WS Kennestone Hospital  
677 Church Street  
Marietta GA 30060-1101  
Inpatient Record

Maurice, Eugene George  
MRN: 561253820, DOB: 1/2/1949, Sex: M  
Adm: 6/17/2018, D/C: 6/21/2018

**Progress Notes - Encounter Notes (continued)**

Progress Notes by Samina Fakhr, MD at 6/20/2018 1:08 PM (continued)



**Hospital Medicine**

**Hospital Medicine Progress Note**

**Patient Name:** EUGENE G MAURICE  
**Room :** G544/G544-01  
**Length of stay:** 4 days

**Summary**

**Patient is a 69 yo male with PMH of CAD, PAF on Eliquis, DM, HTN who presents with SOB, GI bleed with hgb 5.6, increased pulmonary edema, and UTI**

**Subjective/Interval History**

Denies melena, hematochezia, still c/o on and off nose bleed

**Objective**

Temp: [98 °F (36.7 °C)-98.4 °F (36.9 °C)] 98.4 °F (36.9 °C)  
Heart Rate: [56-109] 109  
Resp: [16-21] 16  
BP: (104-154)/(47-80) 124/53  
SpO2 Readings from Last 1 Encounters:  
06/20/18 93%

Physical exam was performed:  
GEN: No acute distress, AAO x 3  
EYES: No conjunctival pallor, No scleral icterus, Extraocular muscles intact  
HEENT: Normocephalic, Atraumatic, Moist mucus membranes  
NECK: Supple  
CV: Normal S1 and S2  
PULM: CTA bilaterally. No wheezes, crackles, or rales  
ABD: Soft, Not distended, Normoactive bowel sounds, Not tender  
EXT: Intact distal pulses, No clubbing or cyanosis, trace edema noted  
SKIN: Warm and dry

**Progress Notes - Encounter Notes (continued)**

Progress Notes by Samina Fakhr, MD at 6/20/2018 1:08 PM (continued)

NEURO: Spontaneous movement of extremities

**Medications**

|                                      |            |               |                 |
|--------------------------------------|------------|---------------|-----------------|
| • acetaminophen                      | 650 mg     | Oral          | Q6H PRN         |
| • apixaban                           | 5 mg       | Oral          | BID             |
| • calcium carbonate                  | 500 mg     | Oral          | TID PRN         |
| • dextrose 40%                       | 1-2 Tube   | Oral          | Q15 Min PRN     |
| • dextrose 50 % in water (D50W)      | 10-50 mL   | Intravenous   | Q15 Min PRN     |
| • furosemide                         | 20 mg      | Oral          | Every other day |
| • glucagon (human recombinant)       | 1 mg       | Intramuscular | Once PRN        |
| • HYDROcodone-acetaminophen          | 1 tablet   | Oral          | Q6H PRN         |
| • insulin lispro                     | 1-12 Units | Subcutaneous  | AC&HS           |
| • isosorbide mononitrate             | 60 mg      | Oral          | BID             |
| • morphine injection                 | 2 mg       | Intravenous   | Q3H PRN         |
| • nitroglycerin                      | 0.4 mg     | Sublingual    | Q5 Min PRN      |
| • ondansetron                        | 4 mg       | Oral          | Q8H PRN         |
| Or                                   |            |               |                 |
| • ondansetron                        | 4 mg       | Intravenous   | Q8H PRN         |
| • pantoprazole                       | 40 mg      | Oral          | BID AC          |
| • polyethylene glycol                | 1 packet   | Oral          | Daily PRN       |
| • sodium chloride                    | 30 mL/hr   | Intravenous   | Continuous PRN  |
| • sodium chloride                    |            |               |                 |
| • sodium chloride (NS) 0.9 % syringe | 3-40 mL    | Intravenous   | Q1 min PRN      |
| • sodium chloride (NS) 0.9 % syringe | 3-40 mL    | Intravenous   | Q1 min PRN      |
| • sodium chloride (NS) 0.9 % syringe | 3-40 mL    | Intravenous   | Q1 min PRN      |
| • sotalol                            | 40 mg      | Oral          | BID             |

Continuous Infusions:

- sodium chloride

PRN Meds: acetaminophen, calcium carbonate, dextrose 40%, dextrose 50 % in water (D50W), glucagon (human recombinant), HYDROcodone-acetaminophen, morphine injection, nitroglycerin, ondansetron **\*\*OR\*\*** ondansetron, polyethylene glycol, sodium chloride, Insert peripheral IV **\*\*AND\*\*** Saline lock IV **\*\*AND\*\*** sodium chloride (NS) 0.9 % syringe, Insert peripheral IV **\*\*AND\*\*** Saline lock IV **\*\*AND\*\*** sodium chloride (NS) 0.9 % syringe, Insert peripheral IV **\*\*AND\*\*** Maintain IV access **\*\*AND\*\*** INT **\*\*AND\*\*** sodium chloride (NS) 0.9 % syringe

**Laboratory**



**Progress Notes - Encounter Notes (continued)**

Progress Notes by Samina Fakhr, MD at 6/20/2018 1:08 PM (continued)

**Results from last 7 days**

| Lab        | Units  | 06/20/18<br>0400 | 06/19/18<br>0445 | 06/18/18<br>1005 | 06/18/18<br>0500 |
|------------|--------|------------------|------------------|------------------|------------------|
| WBC COUNT  | 10E9/L | 11.8*            | 11.5*            | --               | 10.0             |
| HGB        | g/dL   | 7.4*             | 7.6*             | 7.6*             | 6.3*             |
| HEMATOCRIT | %      | 24*              | 24*              | 25*              | 21*              |
| PLATELET   | 10E9/L | 66*              | 67*              | --               | 64*              |

**Results from last 7 days**

| Lab            | Units  | 06/20/18<br>0400 | 06/19/18<br>0445 | 06/18/18<br>0500 | 06/18/18<br>0030 | 06/17/18<br>1514 |
|----------------|--------|------------------|------------------|------------------|------------------|------------------|
| SODIUM, S      | mmol/L | 139              | 139              | 139              | --               | --               |
| POTASSIUM      | mmol/L | 3.4*             | 3.7              | 4.0              | --               | --               |
| CHLORIDE       | mmol/L | 103              | 102              | 99               | --               | --               |
| CO2            | mmol/L | 22               | 20*              | 21*              | --               | --               |
| BUN BLD        | mg/dL  | 35*              | 47*              | 58*              | --               | --               |
| CREATININE, S  | mg/dL  | 1.43*            | 1.84*            | 1.98*            | --               | --               |
| POC CREATININE |        | --               | --               | --               | --               | < > --           |
| GLUCOSE        | mg/dL  | 113*             | 116*             | 116*             | --               | --               |
| CALCIUM, TOTAL | mg/dL  | 7.3*             | 8.0*             | 8.1*             | --               | --               |
| MAGNESIUM      | mg/dL  | --               | 2.3              | --               | 2.1              | -- 2.3           |
| ANION GAP      |        | 17               | 21*              | 23*              | --               | --               |

< > = values in this interval not displayed.

**Results from last 7 days**

| Lab              | Units | 06/20/18<br>0400 | 06/19/18<br>0445 | 06/18/18<br>0500 |
|------------------|-------|------------------|------------------|------------------|
| ALKALINE PHOS    | IU/L  | 109              | 127              | 137*             |
| BILIRUBIN, TOTAL | mg/dL | 1.5*             | 1.4*             | 1.4*             |
| PROTEIN, TOTAL   | g/dL  | 5.5*             | 5.9*             | 5.9*             |
| ALT              | IU/L  | 592*             | 830*             | 1,072*           |
| AST              | IU/L  | 189*             | 406*             | 723*             |
| ALBUMIN, S       | g/dL  | 2.8*             | 2.9*             | 3.2*             |

**Results from last 7 days**

| Lab              | Units | 06/20/18<br>2103 | 06/20/18<br>1237 | 06/20/18<br>0734 | 06/19/18<br>2234 | 06/19/18<br>1634 | 06/19/18<br>1418 |
|------------------|-------|------------------|------------------|------------------|------------------|------------------|------------------|
| GLUCOSE, BEDSIDE | mg/dL | 160*             | 196*             | 119*             | 135*             | 241*             | 107*             |

**Results from last 7 days**



**Progress Notes - Encounter Notes (continued)**

Progress Notes by Samina Fakhr, MD at 6/20/2018 1:08 PM (continued)

| Lab     | Units | 06/18/18<br>0500 | 06/17/18<br>1514 |
|---------|-------|------------------|------------------|
| PROTIME | SEC   | 34.6*            | 46.0*            |
| INR     | RATIO | 3.06*            | 4.07*            |
| APTT    | SEC   | --               | 30               |

**Results from last 7 days**

| Lab           | Units | 06/18/18<br>1005 | 06/18/18<br>0500 | 06/18/18<br>0030 |
|---------------|-------|------------------|------------------|------------------|
| CK            | IU/L  | 196              | 186              | 192              |
| CK-MB (QUANT) | ng/mL | 2.7              | 2.6              | 2.7              |
| TROPONIN T    | ng/mL | 0.05*            | 0.05*            | 0.05*            |

**Assessment and Plan**

The following active problems are being addressed:

1. Acute blood loss anemia/ Acute GI bleed.  
GI consulted, S/P EGD .Continue IV Protonix. Transfused 2 units PRBCs.
2. Acute UTI. Continued Zosyn. urine culture negative
3. Paroxysmal atrial fibrillation. Rate controlled. Resume Eliquis  
OK with GI
4. Transaminitis. Possibly due to shock liver from acute anemia. Continue to monitor LFTs. Acute hepatitis panel-non reactive.
5. Type 2 DM/ Hyperglycemia. Continue basal bolus with SSI.
6. Elevated troponin/ Abnormal EKG. Cardiology on board.
7. Bradycardia. EP consulted
8. Pulmonary edema. S/p Lasix for presumed CHF exacerbation.
9. Epistaxis : F/u on rec from ENT

Monitor H/H on Eliquis

**DVT prophylaxis: SCDs**

**Dispo: Possibly home Tomorrow, if H/H stable**

Plan of care was discussed and all questions were answered.

Samina Fakhr, MD  
Hospital medicine

**Progress Notes - Encounter Notes (continued)**

**Progress Notes by Samina Fakhr, MD at 6/20/2018 1:08 PM (continued)**

Electronically Signed by Samina Fakhr, MD on 6/21/2018 7:24 AM

**Progress Notes by Dhaval G Patel, MD at 6/21/2018 10:52 AM**

Author: Dhaval G Patel, MD  
Filed: 6/21/2018 10:54 AM  
Editor: Dhaval G Patel, MD (Physician)

Service: Cardiology  
Date of Service: 6/21/2018 10:52 AM

Author Type: Physician  
Status: Signed



**WellStar Cardiovascular Medicine**

**Date: 6/21/2018**

**Patient Name: Eugene G Maurice**

**Date of Birth: 1/2/1949**

**Age: 69 y.o.**

**LOS: 4 days**

**WELLSTAR CARDIOVASCULAR MEDICINE PROGRESS NOTE**

**Subjective:** Eugene G Maurice is a 69 y.o. male - Denies resting dyspnea. No CP. ENT saw pt for epistaxis

**MEDICATIONS:**

**SCHEDULED MEDICATIONS:**

|                                 |            |               |                 |
|---------------------------------|------------|---------------|-----------------|
| • acetaminophen                 | 650 mg     | Oral          | Q6H PRN         |
| • apixaban                      | 5 mg       | Oral          | BID             |
| • calcium carbonate             | 500 mg     | Oral          | TID PRN         |
| • dextrose 40%                  | 1-2 Tube   | Oral          | Q15 Min PRN     |
| • dextrose 50 % in water (D50W) | 10-50 mL   | Intravenous   | Q15 Min PRN     |
| • furosemide                    | 20 mg      | Oral          | Every other day |
| • glucagon (human recombinant)  | 1 mg       | Intramuscular | Once PRN        |
| • HYDROcodone-acetaminophen     | 1 tablet   | Oral          | Q6H PRN         |
| • insulin lispro                | 1-12 Units | Subcutaneous  | AC&HS           |
| • isosorbide mononitrate        | 60 mg      | Oral          | BID             |
| • morphine injection            | 2 mg       | Intravenous   | Q3H PRN         |
| • nitroglycerin                 | 0.4 mg     | Sublingual    | Q5 Min PRN      |
| • ondansetron                   | 4 mg       | Oral          | Q8H PRN         |

**Progress Notes - Encounter Notes (continued)**

**Progress Notes by Dhaval G Patel, MD at 6/21/2018 10:52 AM (continued)**

Or

- |                                      |          |             |                |
|--------------------------------------|----------|-------------|----------------|
| • ondansetron                        | 4 mg     | Intravenous | Q8H PRN        |
| • pantoprazole                       | 40 mg    | Oral        | BID AC         |
| • polyethylene glycol                | 1 packet | Oral        | Daily PRN      |
| • sodium chloride                    | 30 mL/hr | Intravenous | Continuous PRN |
| • sodium chloride                    |          |             |                |
| • sodium chloride (NS) 0.9 % syringe | 3-40 mL  | Intravenous | Q1 min PRN     |
| • sodium chloride (NS) 0.9 % syringe | 3-40 mL  | Intravenous | Q1 min PRN     |
| • sodium chloride (NS) 0.9 % syringe | 3-40 mL  | Intravenous | Q1 min PRN     |
| • sotalol                            | 40 mg    | Oral        | BID            |

**CONTINUOUS INFUSIONS:**

- sodium chloride

**PRN MEDICATIONS:** acetaminophen, calcium carbonate, dextrose 40%, dextrose 50 % in water (D50W), glucagon (human recombinant), HYDROcodone-acetaminophen, morphine injection, nitroglycerin, ondansetron **\*\*OR\*\*** ondansetron, polyethylene glycol, sodium chloride, Insert peripheral IV **\*\*AND\*\*** Saline lock IV **\*\*AND\*\*** sodium chloride (NS) 0.9 % syringe, Insert peripheral IV **\*\*AND\*\*** Saline lock IV **\*\*AND\*\*** sodium chloride (NS) 0.9 % syringe, Insert peripheral IV **\*\*AND\*\*** Maintain IV access **\*\*AND\*\*** INT **\*\*AND\*\*** sodium chloride (NS) 0.9 % syringe

**VITALS:**

**Visit Vitals**

BP 137/64  
Pulse 62  
Temp 98 °F (36.7 °C) (Oral)  
Resp 18  
Ht 67" (1.702 m)  
Wt 104.9 kg (231 lb 4.2 oz)  
SpO2 95%  
BMI 36.22 kg/m<sup>2</sup>

**PHYSICAL:**

GEN: In no acute distress, alert  
HEENT: anicteric, EOMI  
Neck - JVD not seen  
LUNGS: clear to auscultation, respirations unlabored, no rales rhonchi or wheezes  
COR: Regular rate and rhythm, normal S1, S2, no murmurs or gallops  
EXT: no clubbing, cyanosis, no edema  
SKIN: warm, dry, intact  
NEURO: alert, no focal deficits



**Progress Notes - Encounter Notes (continued)**

Progress Notes by Dhaval G Patel, MD at 6/21/2018 10:52 AM (continued)

**LABS:**

**Results from last 7 days**

| Lab        | Units  | 06/21/18<br>0439 | 06/20/18<br>0400 | 06/19/18<br>0445 | 06/18/18<br>1005 | 06/18/18<br>0500 | 06/17/18<br>1514 |
|------------|--------|------------------|------------------|------------------|------------------|------------------|------------------|
| HGB        | g/dL   | 7.4*             | 7.4*             | 7.6*             | 7.6*             | 6.3*             | 5.6*             |
| HEMATOCRIT | %      | 24*              | 24*              | 24*              | 25*              | 21*              | 19*              |
| WBC COUNT  | 10E9/L | 11.5*            | 11.8*            | 11.5*            | --               | 10.0             | 12.3*            |
| PLATELET   | 10E9/L | 81*              | 66*              | 67*              | --               | 64*              | 97*              |

**Results from last 7 days**

| Lab            | Units  | 06/21/18<br>0439 | 06/20/18<br>0400 | 06/19/18<br>0445 | 06/18/18<br>0500 | 06/17/18<br>1515 | 06/15/18<br>1142 |
|----------------|--------|------------------|------------------|------------------|------------------|------------------|------------------|
| SODIUM, S      | mmol/L | 138              | 139              | 139              | 139              | --               | 138              |
| POTASSIUM      | mmol/L | 3.5              | 3.4*             | 3.7              | 4.0              | --               | 5.6*             |
| CHLORIDE       | mmol/L | 102              | 103              | 102              | 99               | --               | 100              |
| CO2            | mmol/L | 23               | 22               | 20*              | 21*              | --               | 17*              |
| BUN BLD        | mg/dL  | 26*              | 35*              | 47*              | 58*              | --               | 49*              |
| CREATININE, S  | mg/dL  | 1.17             | 1.43*            | 1.84*            | 1.98*            | --               | 1.64*            |
| POC CREATININE | mg/dL  | --               | --               | --               | --               | 2.2*             | --               |
| GLUCOSE        | mg/dL  | 123*             | 113*             | 116*             | 116*             | --               | 112*             |

**Results from last 7 days**

| Lab | Units  | 06/18/18<br>0030 |
|-----|--------|------------------|
| TSH | uIU/mL | 2.67             |

**INTAKE/OUTPUT:**

Intake/Output Summary (Last 24 hours) at 06/21/18 1052  
Last data filed at 06/21/18 1000

|            | Gross per 24 hour |
|------------|-------------------|
| Intake     | 240 ml            |
| Output     | 0 ml              |
| <b>Net</b> | 240 ml            |

Telemetry: S Brad

**CARDIAC STUDIES:**



Progress Notes - Encounter Notes (continued)

Progress Notes by Dhaval G Patel, MD at 6/21/2018 10:52 AM (continued)

**ASSESSMENT/PLAN**

Patient Active Problem List

Diagnosis

- Family history of ischemic heart disease
- Hyperlipidemia, unspecified hyperlipidemia type
- PVD (peripheral vascular disease) (HCC)
- Obesity
- Essential hypertension with goal blood pressure less than 130/85
- Coronary artery disease involving native coronary artery of native heart without angina pectoris
- Controlled type 2 diabetes mellitus with diabetic peripheral angiopathy without gangrene, without long-term current use of insulin (HCC)
- Elevated PSA
- Angina pectoris (HCC)
- Coronary arteriosclerosis
- S/P angioplasty with stent
- Cancer of prostate with low recurrence risk (stage T1-2a and Gleason < 7 and PSA < 10) (HCC)
- Anemia due to acute blood loss
- Acute on chronic congestive heart failure, unspecified congestive heart failure type (HCC)
- AKI (acute kidney injury) (HCC)
- Adverse effect of sotalol, initial encounter
- Acute on chronic heart failure with normal ejection fraction (HCC)
- Anemia
- PAF (paroxysmal atrial fibrillation) (HCC)
- Acute GI bleeding
- Long term current use of anticoagulant
- Epistaxis

**ASSESSMENT:**

1. Blood loss anemia - reason for admit
  - EGD shows small ulcers, low bleed risk
2. PAF - eliquis/betapace - reason for consult
  - currently in sinus brady, HR 50-60 on lower dose sotalol 40 BID
3. HFpEF - elevated BNP, -1.3 L / 24 hrs
4. CAD - CABG with subsequent s/p POBA 11/2017
5. HTN/HLP
6. DM
7. AKI
8. Epistaxis - present despite being off Eliquis; ENT noted septal perforation.

**PLAN:**

- D/w Dr. Abdul Sheikh - will **NOT** pursue LHC at this time as his dyspnea likely due to anemia.
- GI --> ok to resume AC - restarted Eliquis as ENT not recommending any procedures while inpt.; will hold off on resuming ASA until H/H known to be stable on AC only. ASA may be resumed as outpt.
- Cont home dose lasix 20 QD
- May go home from cardiac view with close f/u of H/H.





WS Kennestone Hospital  
677 Church Street  
Marietta GA 30060-1101  
Inpatient Record

Maurice, Eugene George  
MRN: 561253820, DOB: 1/2/1949, Sex: M  
Adm: 6/17/2018, D/C: 6/21/2018

**Progress Notes - Encounter Notes (continued)**

**Progress Notes by Dhaval G Patel, MD at 6/21/2018 10:52 AM (continued)**

We will be available as needed. Please re-consult or call for any questions.

Dhaval G Patel, MD  
6/21/2018

Electronically Signed by Dhaval G Patel, MD on 6/21/2018 10:54 AM

**OR Nursing - Encounter Notes**

**OR Nursing by Cheryl A Root, RN at 6/19/2018 1:13 PM**

|  |                                    |                               |
|--|------------------------------------|-------------------------------|
| Author: Cheryl A Root, RN                    | Service: —                         | Author Type: Registered Nurse |
| Filed: 6/19/2018 1:15 PM                     | Date of Service: 6/19/2018 1:13 PM | Status: Signed                |
| Editor: Cheryl A Root, RN (Registered Nurse) |                                    |                               |

6 PHOTOS , ABD SOFT

Electronically Signed by Cheryl A Root, RN on 6/19/2018 1:15 PM

**OR Nursing by Laura Friedman, RN at 6/19/2018 1:41 PM**

|   |                                    |                               |
|---|------------------------------------|-------------------------------|
| Author: Laura Friedman, RN                    | Service: —                         | Author Type: Registered Nurse |
| Filed: 6/19/2018 1:41 PM                      | Date of Service: 6/19/2018 1:41 PM | Status: Signed                |
| Editor: Laura Friedman, RN (Registered Nurse) |                                    |                               |

Report called to janet RN in IMCU

Electronically Signed by Laura Friedman, RN on 6/19/2018 1:41 PM

**Brief Op Note - Encounter Notes**

**Brief Op Note by Sohail Asfandiyar, MD at 6/19/2018 1:13 PM**

|   |                                    |                        |
|---|------------------------------------|------------------------|
| Author: Sohail Asfandiyar, MD             | Service: Gastroenterology          | Author Type: Physician |
| Filed: 6/19/2018 1:26 PM                  | Date of Service: 6/19/2018 1:13 PM | Status: Signed         |
| Editor: Sohail Asfandiyar, MD (Physician) |                                    |                        |

Eugene G Maurice

Preoperative Diagnosis: Anemia [D64.9]

Post-Operative Diagnosis: SEE MD NOTE

Post-Op Diagnosis Codes:  
\* Anemia [D64.9]

Procedure(s):  
GI-EGD (LVL5)

Surgeon(s) and Role:  
\* Sohail Asfandiyar, MD - Primary

Anesthesia: Monitor Anesthesia Care

Findings:  
• Duodenum: Duodenitis- Bx taken



**Brief Op Note - Encounter Notes (continued)**

**Brief Op Note by Sohail Asfandiyar, MD at 6/19/2018 1:13 PM (continued)**

- Stomach: Patchy gastritis with several superficial ulcers in antrum - Bx taken
- Esophagus: Unremarkable

**Recommendations:**

- Await histopathology
- Continue PPI and will switch to oral
- Can resume anticoagulation as indicated
- Will need a colonoscopy which can be done as OP
- Will s/o but available as needed. {atient will f/u as OP

Implant(s): \* No implants in log \*

**Specimen/Device Removed:**

| ID                                | Type   | Source   | Tests | Collected by          | Time           | Destination |
|-----------------------------------|--------|----------|-------|-----------------------|----------------|-------------|
| 1 : BX SECOND PORTION OF DUODENUM | Tissue | Duodenum |       | Sohail Asfandiyar, MD | 6/19/2018 1306 | Pathology   |
| 2 : BX ANTRUM AND BODY            | Tissue | Stomach  |       | Sohail Asfandiyar, MD | 6/19/2018 1307 | Pathology   |

Estimated Blood Loss: minimal

Asfandiyar, Sohail, MD

June 19, 2018

1:13 PM

Electronically Signed by Sohail Asfandiyar, MD on 6/19/2018 1:26 PM

**Plan of Care - Encounter Notes**

**Plan of Care by Renata Marques-Bryant, RN at 6/18/2018 1:27 AM**

|  |                                    |                               |
|--|------------------------------------|-------------------------------|
| Author: Renata Marques-Bryant, RN                    | Service: ---                       | Author Type: Registered Nurse |
| Filed: 6/18/2018 1:27 AM                             | Date of Service: 6/18/2018 1:27 AM | Status: Signed                |
| Editor: Renata Marques-Bryant, RN (Registered Nurse) |                                    |                               |

**Problem: Potential for Falls**

**Goal:** Patient will remain free of falls

**Outcome:** Progressing

**Problem: Pain**

**Goal:** Patient's pain/discomfort is manageable



WS Kennestone Hospital  
677 Church Street  
Marietta GA 30060-1101  
Inpatient Record

Maurice, Eugene George  
MRN: 561253820, DOB: 1/2/1949, Sex: M  
Adm: 6/17/2018, D/C: 6/21/2018

---

**Plan of Care - Encounter Notes (continued)**

---

**Plan of Care by Renata Marques-Bryant, RN at 6/18/2018 1:27 AM (continued)**

---

Assess and monitor patient's pain using appropriate pain scale. Collaborate with interdisciplinary team and initiate plan and interventions as ordered. Re-assess patient's pain level 30 - 60 minutes after pain management intervention.

**Outcome:** Progressing

**Problem: Safety**

**Goal:** Patient will be injury free during hospitalization

Assess and monitor vitals signs, neurological status including level of consciousness and orientation. Assess patient's risk for falls and implement fall prevention plan of care and interventions per hospital policy.

Ensure arm band on, uncluttered walking paths in room, adequate room lighting, call light and overbed table within reach, bed in low position, wheels locked, side rails up per policy, and non-skid footwear provided.

**Outcome:** Progressing

**Problem: Daily Care**

**Goal:** Daily care needs are met

Assess and monitor ability to perform self care and identify potential discharge needs.

**Outcome:** Progressing

**Problem: Psychosocial Needs**

**Goal:** Demonstrates ability to cope with hospitalization/illness

Assess and monitor patients ability to cope with his/her illness.

**Outcome:** Progressing

**Goal:** Collaborate with patient/family/caregiver to identify patient specific goals for this hospitalization

**Outcome:** Progressing

**Problem: Blood disorder**

**Goal:** Blood disorder labs will remain in acceptable range

**Outcome:** Progressing

Electronically Signed by Renata Marques-Bryant, RN on 6/18/2018 1:27 AM

---

**Plan of Care by Janet Ian, RN at 6/18/2018 12:42 PM**

---

Author: Janet Ian, RN  
Filed: 6/18/2018 12:42 PM  
Editor: Janet Ian, RN (Registered Nurse)

Service: —  
Date of Service: 6/18/2018 12:42 PM

Author Type: Registered Nurse  
Status: Signed

**Problem: Potential for Falls**

**Goal:** Patient will remain free of falls

**Outcome:** Progressing

---

**Plan of Care - Encounter Notes (continued)**

---

Plan of Care by Janet Ian, RN at 6/18/2018 12:42 PM (continued)

---

**Problem: Pain**

**Goal:** Patient's pain/discomfort is manageable

Assess and monitor patient's pain using appropriate pain scale. Collaborate with interdisciplinary team and initiate plan and interventions as ordered. Re-assess patient's pain level 30 - 60 minutes after pain management intervention.

**Outcome:** Progressing

**Problem: Safety**

**Goal:** Patient will be injury free during hospitalization

Assess and monitor vitals signs, neurological status including level of consciousness and orientation. Assess patient's risk for falls and implement fall prevention plan of care and interventions per hospital policy.

Ensure arm band on, uncluttered walking paths in room, adequate room lighting, call light and overbed table within reach, bed in low position, wheels locked, side rails up per policy, and non-skid footwear provided.

**Outcome:** Progressing

**Problem: Daily Care**

**Goal:** Daily care needs are met

Assess and monitor ability to perform self care and identify potential discharge needs.

**Outcome:** Progressing

**Problem: Psychosocial Needs**

**Goal:** Demonstrates ability to cope with hospitalization/illness

Assess and monitor patients ability to cope with his/her illness.

**Outcome:** Progressing

**Goal:** Collaborate with patient/family/caregiver to identify patient specific goals for this hospitalization

**Outcome:** Progressing

**Problem: Blood disorder**

**Goal:** Blood disorder labs will remain in acceptable range

**Outcome:** Progressing

**Problem: Glucose Imbalance**

**Goal:** Clinical indication of glucose balance is achieved

**Outcome:** Progressing

**Goal:** Patient's discharge needs are met

**Outcome:** Progressing



WS Kennestone Hospital  
677 Church Street  
Marietta GA 30060-1101  
Inpatient Record

Maurice, Eugene George  
MRN: 561253820, DOB: 1/2/1949, Sex: M  
Adm: 6/17/2018, D/C: 6/21/2018

---

**Plan of Care - Encounter Notes (continued)**

---

**Plan of Care by Janet Ian, RN at 6/18/2018 12:42 PM (continued)**

---

Electronically Signed by Janet Ian, RN on 6/18/2018 12:42 PM

**Plan of Care by Renata Marques-Bryant, RN at 6/18/2018 9:36 PM**

---

|  |                                    |                               |
|--|------------------------------------|-------------------------------|
| Author: Renata Marques-Bryant, RN                    | Service: ---                       | Author Type: Registered Nurse |
| Filed: 6/18/2018 9:36 PM                             | Date of Service: 6/18/2018 9:36 PM | Status: Signed                |
| Editor: Renata Marques-Bryant, RN (Registered Nurse) |                                    |                               |

**Problem: Potential for Falls**

**Goal:** Patient will remain free of falls

**Outcome:** Progressing

**Problem: Pain**

**Goal:** Patient's pain/discomfort is manageable

Assess and monitor patient's pain using appropriate pain scale. Collaborate with interdisciplinary team and initiate plan and interventions as ordered. Re-assess patient's pain level 30 - 60 minutes after pain management intervention.

**Outcome:** Progressing

**Problem: Safety**

**Goal:** Patient will be injury free during hospitalization

Assess and monitor vitals signs, neurological status including level of consciousness and orientation. Assess patient's risk for falls and implement fall prevention plan of care and interventions per hospital policy.

Ensure arm band on, uncluttered walking paths in room, adequate room lighting, call light and overbed table within reach, bed in low position, wheels locked, side rails up per policy, and non-skid footwear provided.

**Outcome:** Progressing

**Problem: Daily Care**

**Goal:** Daily care needs are met

Assess and monitor ability to perform self care and identify potential discharge needs.

**Outcome:** Progressing

**Problem: Psychosocial Needs**

**Goal:** Demonstrates ability to cope with hospitalization/illness

Assess and monitor patients ability to cope with his/her illness.

**Outcome:** Progressing

**Goal:** Collaborate with patient/family/caregiver to identify patient specific goals for this hospitalization

**Outcome:** Progressing

**Problem: Blood disorder**

**Goal:** Blood disorder labs will remain in acceptable range

**Outcome:** Progressing





WS Kennestone Hospital  
677 Church Street  
Marietta GA 30060-1101  
Inpatient Record

Maurice, Eugene George  
MRN: 561253820, DOB: 1/2/1949, Sex: M  
Adm: 6/17/2018, D/C: 6/21/2018

---

**Plan of Care - Encounter Notes (continued)**

---

**Plan of Care by Renata Marques-Bryant, RN at 6/18/2018 9:36 PM (continued)**

---

**Problem: Glucose Imbalance**

**Goal:** Clinical indication of glucose balance is achieved

**Outcome:** Progressing

**Goal:** Patient's discharge needs are met

**Outcome:** Progressing

Electronically Signed by Renata Marques-Bryant, RN on 6/18/2018 9:36 PM

---

**Plan of Care by Janet Ian, RN at 6/19/2018 10:08 AM**

---

Author: Janet Ian, RN  
Filed: 6/19/2018 10:08 AM  
Editor: Janet Ian, RN (Registered Nurse)

Service: —  
Date of Service: 6/19/2018 10:08 AM

Author Type: Registered Nurse  
Status: Signed

**Problem: Potential for Falls**

**Goal:** Patient will remain free of falls

**Outcome:** Progressing

**Problem: Pain**

**Goal:** Patient's pain/discomfort is manageable

Assess and monitor patient's pain using appropriate pain scale. Collaborate with interdisciplinary team and initiate plan and interventions as ordered. Re-assess patient's pain level 30 - 60 minutes after pain management intervention.

**Outcome:** Progressing

**Problem: Safety**

**Goal:** Patient will be injury free during hospitalization

Assess and monitor vitals signs, neurological status including level of consciousness and orientation. Assess patient's risk for falls and implement fall prevention plan of care and interventions per hospital policy.

Ensure arm band on, uncluttered walking paths in room, adequate room lighting, call light and overbed table within reach, bed in low position, wheels locked, side rails up per policy, and non-skid footwear provided.

**Outcome:** Progressing

**Problem: Daily Care**

**Goal:** Daily care needs are met

Assess and monitor ability to perform self care and identify potential discharge needs.

**Outcome:** Progressing

**Problem: Psychosocial Needs**

**Goal:** Demonstrates ability to cope with hospitalization/illness

Assess and monitor patients ability to cope with his/her illness.



WS Kennestone Hospital  
677 Church Street  
Marietta GA 30060-1101  
Inpatient Record

Maurice, Eugene George  
MRN: 561253820, DOB: 1/2/1949, Sex: M  
Adm: 6/17/2018, D/C: 6/21/2018

---

**Plan of Care - Encounter Notes (continued)**

---

**Plan of Care by Janet Ian, RN at 6/19/2018 10:08 AM (continued)**

---

**Outcome:** Progressing

**Goal:** Collaborate with patient/family/caregiver to identify patient specific goals for this hospitalization

**Outcome:** Progressing

**Problem: Blood disorder**

**Goal:** Blood disorder labs will remain in acceptable range

**Outcome:** Progressing

**Problem: Glucose Imbalance**

**Goal:** Clinical indication of glucose balance is achieved

**Outcome:** Progressing

**Goal:** Patient's discharge needs are met

**Outcome:** Progressing

Electronically Signed by Janet Ian, RN on 6/19/2018 10:08 AM

---

**Plan of Care by Morgan Stull, RN at 6/20/2018 2:20 PM**

---

Author: Morgan Stull, RN

Service: —

Author Type: Registered Nurse

Filed: 6/20/2018 2:20 PM

Date of Service: 6/20/2018 2:20 PM

Status: Signed

Editor: Morgan Stull, RN (Registered Nurse)

**Problem: Pain**

**Goal:** Patient's pain/discomfort is manageable

Assess and monitor patient's pain using appropriate pain scale. Collaborate with interdisciplinary team and initiate plan and interventions as ordered. Re-assess patient's pain level 30 - 60 minutes after pain management intervention.

**Outcome:** Progressing

**Problem: Safety**

**Goal:** Patient will be injury free during hospitalization

Assess and monitor vitals signs, neurological status including level of consciousness and orientation. Assess patient's risk for falls and implement fall prevention plan of care and interventions per hospital policy.

Ensure arm band on, uncluttered walking paths in room, adequate room lighting, call light and overbed table within reach, bed in low position, wheels locked, side rails up per policy, and non-skid footwear provided.

**Outcome:** Progressing

**Problem: Daily Care**

**Goal:** Daily care needs are met

Assess and monitor ability to perform self care and identify potential discharge needs.

**Outcome:** Progressing



WS Kennestone Hospital  
 677 Church Street  
 Marietta GA 30060-1101  
 Inpatient Record

Maurice, Eugene George  
 MRN: 561253820, DOB: 1/2/1949, Sex: M  
 Adm: 6/17/2018, D/C: 6/21/2018

**Plan of Care - Encounter Notes (continued)**

**Plan of Care by Morgan Stull, RN at 6/20/2018 2:20 PM (continued)**

**Problem: Psychosocial Needs**

**Goal:** Demonstrates ability to cope with hospitalization/illness  
 Assess and monitor patients ability to cope with his/her illness.

**Outcome:** Progressing

**Goal:** Collaborate with patient/family/caregiver to identify patient specific goals for this hospitalization

**Outcome:** Progressing

Electronically Signed by Morgan Stull, RN on 6/20/2018 2:20 PM

**Significant Event - Encounter Notes**

**Significant Event by Jonathan Murray, RN at 6/21/2018 1:51 PM**

|  |                                    |                               |
|--|------------------------------------|-------------------------------|
| Author: Jonathan Murray, RN                    | Service: —                         | Author Type: Registered Nurse |
| Filed: 6/21/2018 2:06 PM                       | Date of Service: 6/21/2018 1:51 PM | Status: Signed                |
| Editor: Jonathan Murray, RN (Registered Nurse) |                                    |                               |

Attended Discharge Center:

1. Reviewed AVS.
2. Reviewed RX and offered retail pharmacy assistance.
3. Offered f/u appointment assistance.
4. Offered MyChart registration assistance.
5. Education Reinforced - pt verbalized understanding.

Electronically Signed by Jonathan Murray, RN on 6/21/2018 2:06 PM

**Care Coordination - Encounter Notes**

**Care Coordination by Kathryn R Gray, RN at 6/20/2018 12:43 PM**

|   |                                     |                               |
|---|-------------------------------------|-------------------------------|
| Author: Kathryn R Gray, RN                    | Service: —                          | Author Type: Care Coordinator |
| Filed: 6/20/2018 12:43 PM                     | Date of Service: 6/20/2018 12:43 PM | Status: Signed                |
| Editor: Kathryn R Gray, RN (Registered Nurse) |                                     |                               |

No discharge needs identified. CC will continue to follow.

Electronically Signed by Kathryn R Gray, RN on 6/20/2018 12:43 PM

**Medication History Note - Encounter Notes**

**Medication History Note by Leonard Carrese V, CPHT at 6/17/2018 5:35 PM**

|  |                                    |                         |
|--|------------------------------------|-------------------------|
| Author: Leonard Carrese V, CPHT              | Service: —                         | Author Type: Technician |
| Filed: 6/17/2018 5:36 PM                     | Date of Service: 6/17/2018 5:35 PM | Status: Signed          |
| Editor: Leonard Carrese V, CPHT (Technician) |                                    |                         |

**Medication History Specialist Note**

Best possible home medication history obtained by patient, ambulatory care medication list, and complete dispense report from Kroger pharmacy



WS Kennestone Hospital  
677 Church Street  
Marietta GA 30060-1101  
Inpatient Record

Maurice, Eugene George  
MRN: 561253820, DOB: 1/2/1949, Sex: M  
Adm: 6/17/2018, D/C: 6/21/2018

---

**Medication History Note - Encounter Notes (continued)**

---

**Medication History Note by Leonard Carrese V, CPHT at 6/17/2018 5:35 PM (continued)**

---

Electronically Signed by Leonard Carrese V, CPHT on 6/17/2018 5:36 PM





WS Kennestone Hospital  
677 Church Street  
Marietta GA 30060-1101  
Inpatient Record

Maurice, Eugene George  
MRN: 561253820, DOB: 1/2/1949, Sex: M  
Adm: 6/17/2018, D/C: 6/21/2018

**Surgery Report**

**General Information**

Date: 6/19/2018      Time: 1135      Status: Posted  
Location: KH GI/BRONCH      Room: GI 05      Service: Gastroenterology  
Patient class: Inpatient      Case classification: Class E - <24H Non-Urgent

**Diagnosis Information**

**Diagnosis**  
Anemia

**Case Tracking Events**

| Event                     | Time In               |
|---------------------------|-----------------------|
| In Facility               | Sun Jun 17, 2018 1451 |
| In Pre-Procedure          | Tue Jun 19, 2018 1104 |
| Pre-Procedure Complete    | Tue Jun 19, 2018 1132 |
| Anesthesia Ready          |                       |
| In Room                   | Tue Jun 19, 2018 1257 |
| Anesthesia Start          | Tue Jun 19, 2018 1256 |
| Moderate Sedation Begin   |                       |
| Procedure Start           | Tue Jun 19, 2018 1305 |
| Procedure End             | Tue Jun 19, 2018 1310 |
| Moderate Sedation End     |                       |
| Out of Room               | Tue Jun 19, 2018 1317 |
| In GI Recovery            | Tue Jun 19, 2018 1320 |
| GI Recovery Care Complete | Tue Jun 19, 2018 1341 |
| Out of GI Recovery        | Tue Jun 19, 2018 1400 |
| In Phase I                |                       |
| Phase I Criteria Met      |                       |
| Out of Phase I            |                       |
| In Phase II               |                       |
| Anesthesia Stop           | Tue Jun 19, 2018 1324 |
| Phase II Care Complete    |                       |
| Out of Phase II           |                       |
| Remove from Status Board  | Tue Jun 19, 2018 1407 |

**Panel Information**

**Panel 1**

| Provider              | Role    | Service          |
|-----------------------|---------|------------------|
| Sohail Asfandiyar, MD | Primary | Gastroenterology |

Procedure: GI-EGD (LVL5) W/ BX

| Laterality | Wound Class        | Incision Closure | Anesthesia              | Op Region |
|------------|--------------------|------------------|-------------------------|-----------|
| N/A        | Clean Contaminated |                  | Monitor Anesthesia Care |           |

GI-EGD (LVL5) W/ BX (N/A) - Position 1

Body:      Left Arm: **Flexed**      Right Arm: **Across Chest**  
Head:      Left Leg:      Right Leg:  
Positioned by: **Dawn Nivera**      Time: 1258      Comments:

**Staff Info**

| Staff Type        | Staff Member       | Start | End | OT |
|-------------------|--------------------|-------|-----|----|
| Circulator        | Kamila Gresham, RN |       |     |    |
| Scrub Person      |                    |       |     |    |
| GI Tech           | Dawn Nivera        | 1257  |     |    |
| Relief Circulator | Cheryl A Root, RN  | 1257  |     |    |

**Questionnaire Data**

None

**Nursing Notes**

**OR Nursing by Cheryl A Root, RN at 6/19/2018 1:13 PM**





WS Kennestone Hospital  
 677 Church Street  
 Marietta GA 30060-1101  
 Inpatient Record

Maurice, Eugene George  
 MRN: 561253820, DOB: 1/2/1949, Sex: M  
 Adm: 6/17/2018, D/C: 6/21/2018

**Nursing Notes (continued)**

**OR Nursing by Cheryl A Root, RN at 6/19/2018 1:13 PM (continued)**

Author: Cheryl A Root, RN      Service: —      Author Type: Registered Nurse  
 Filed: 6/19/2018 1:15 PM      Date of Service: 6/19/2018 1:13 PM      Status: Signed  
 Editor: Cheryl A Root, RN (Registered Nurse)

6 PHOTOS , ABD SOFT

**OR Nursing by Laura Friedman, RN at 6/19/2018 1:41 PM**

Author: Laura Friedman, RN      Service: —      Author Type: Registered Nurse  
 Filed: 6/19/2018 1:41 PM      Date of Service: 6/19/2018 1:41 PM      Status: Signed  
 Editor: Laura Friedman, RN (Registered Nurse)

Report called to janet RN in IMCU

**Specimens**

**Pathology**

| ID                                | Type   | Source   | Tests | Collected by          | Time           |
|-----------------------------------|--------|----------|-------|-----------------------|----------------|
| 1 : BX SECOND PORTION OF DUODENUM | Tissue | Duodenum |       | Sohail Asfandiyar, MD | 6/19/2018 1306 |
| Priority: Routine                 |        |          |       |                       |                |
| 2 : BX ANTRUM AND BODY            | Tissue | Stomach  |       | Sohail Asfandiyar, MD | 6/19/2018 1307 |
| Priority: Routine                 |        |          |       |                       |                |

**Instruments**

| Instrument Type   | Instrument | Start | End |
|---|------------|-------|-----|
| DILATOR MALONEY 34FR  |            |       |     |
| DILATOR MALONEY 44FR  |            |       |     |
| DILATOR MALONEY 46FR  |            |       |     |
| DILATOR MALONEY 48FR  |            |       |     |
| DILATOR MALONEY 50FR  |            |       |     |
| DILATOR MALONEY 52FR  |            |       |     |
| DILATOR MALONEY 54FR  |            |       |     |
| DILATOR MALONEY 56FR  |            |       |     |
| DILATOR MALONEY 58FR  |            |       |     |
| DILATOR MALONEY 60FR  |            |       |     |
| DILATOR SAVORY 36FR   |            |       |     |
| DILATOR SAVORY 38FR   |            |       |     |
| DILATOR SAVORY 42FR   |            |       |     |
| DILATOR SAVORY 45FR   |            |       |     |
| DILATOR SAVORY 48FR   |            |       |     |
| DILATOR SAVORY 51FR   |            |       |     |
| DILATOR SAVORY 54FR   |            |       |     |
| DILATOR SAVORY 57FR   |            |       |     |
| DILATOR SAVORY 60FR   |            |       |     |
| SCOPE BLEEDER #1 GFI-2T-160<br>SN:2002248                       |            |       |     |
| SCOPE BLEEDER #2 GFI-2T-160<br>SN:2002245                       |            |       |     |
| SCOPE EGD GFI-H180J SN:2001778                                  |            |       |     |
| SCOPE EGD #10 GFI-H180J SN:2001755                              |            |       |     |
| SCOPE EGD GFI-H180J SN:2001736<br>PROCESSED PER GI LAB PROTOCOL |            |       |     |
| SCOPE EGD GFI-H180J SN:2001756                                  |            |       |     |
| SCOPE EGD GFI-H180J SN:2001777                                  |            |       |     |
| SCOPE EGD SFI-H180J SN:2001790                                  |            |       |     |
| SCOPE EGD #3 GFI-H180J SN:2001752                               |            |       |     |
| SCOPE EGD #4 GFI-H180J SN:2001750                               |            |       |     |
| SCOPE EGD GFI-H180J SN:2001768                                  |            |       |     |
| SCOPE EGD GFI-H180J SN:2001731                                  |            |       |     |



WS Kennestone Hospital  
677 Church Street  
Marietta GA 30060-1101  
Inpatient Record

Maurice, Eugene George  
MRN: 561253820, DOB: 1/2/1949, Sex: M  
Adm: 6/17/2018, D/C: 6/21/2018

**Instruments (continued)**

| Instrument Type                      | Instrument | Start | End |
|--------------------------------------|------------|-------|-----|
| SCOPE EGD GFI-H180J SN:2001762       |            |       |     |
| SCOPE EGD #8 GFI-H180J SN:2001770    |            |       |     |
| SCOPE EGD GFI-H180J SN:2001785       |            |       |     |
| SCOPE SMALL BOWEL SIF-100 SN:2500288 |            |       |     |

**PNDS Information**

**Outcomes - Pre-op**

| Used? | Description (Code)   |
|-------|--|
| Yes   | The patient participates in decisions affecting his or her perioperative plan of care. (O23)               |
| Yes   | The patient demonstrates knowledge of the expected responses to the operative or invasive procedure. (O31) |

**Outcomes - Intra-op**

| Used? | Description (Code)   |
|-------|--|
| Yes   | The patient is free from signs and symptoms of injury caused by extraneous objects. (O2) |
| Yes   | The patient is free from signs and symptoms of injury related to positioning. (O5)       |
| Yes   | The patient is free from signs and symptoms of infection. (O10)                          |

**Outcomes - Post-op**

| Used? | Description (Code)   |
|-------|--|
| Yes   | The patient is at or returning to normothermia at the conclusion of the immediate postoperative period. (O12)            |
| Yes   | The patient's respiratory function is consistent with or improved from baseline levels established preoperatively. (O14) |
| Yes   | The patient demonstrates knowledge of pain management. (O20)   |
| Yes   | The patient demonstrates knowledge of wound management. (O22)  |
| Yes   | The patient demonstrates and/or reports adequate pain control throughout the perioperative period. (O29)                 |

**Diagnoses**

| Present? | Description (Code)                         |
|----------|--|
| Yes      | Anxiety (X4)                               |
| Yes      | Ineffective breathing pattern (X7)         |
| Yes      | Risk for infection (X28)                   |
| Yes      | Risk for injury (X29)                      |
| Yes      | Deficient knowledge (X30)                  |
| Yes      | Acute pain (X38)                           |
| No       | Risk for impaired skin integrity (X51)     |
| No       | Risk for imbalanced body temperature (X57) |

**Case Completion - Additional Information**

**Pre-op diagnosis**

Anemia [D64.9]

**Post-op diagnosis**

SEE MD NOTE

**Log Verified By**

|                       |           |      |
|-----------------------|-----------|------|
| Pamela Y Mott, RN     | 6/19/2018 | 1132 |
| Cheryl A Root, RN     | 6/19/2018 | 1317 |
| Kristin M Putting, RN | 6/19/2018 | 1341 |

**Do Not Proceed History**

No information present

**Timeouts**

**Pre-Procedure Timeout**

Right Patient, Right Site, Right Procedure

Pre-Procedure Verification

Correct patient?: Yes  
Correct site?: Yes  
Correct procedure?: Yes  
Correct laterality?: N/A

H&P note verified?: Yes  
Consents verified?: Yes  
Site marked?: N/A  
Allergies reviewed?: Yes

Staff Present: Cheryl A Root, RN



WS Kennestone Hospital  
 677 Church Street  
 Marietta GA 30060-1101  
 Inpatient Record

Maurice, Eugene George  
 MRN: 561253820, DOB: 1/2/1949, Sex: M  
 Adm: 6/17/2018, D/C: 6/21/2018

**Timeouts (continued)**

Verification Date and Time: 6/19/2018 12:58 PM

**Pre-Incision Timeout**

Right Patient, Right Site, Right Procedure

Before Incision

Correct patient?: Yes  
 Correct site?: Yes  
 Correct procedure?: Yes  
 Correct position?: Yes  
 Correct laterality?: N/A

Have all members of the surgical team been introduced?: Yes  
 Has the surgeon reviewed all the critical or unexpected steps?: Yes  
 Has the anesthesia team reviewed any patient-specific concerns?: Yes  
 Has the nursing team confirmed sterility?: No  
 Have any equipment issues or concerns been addressed?: Yes  
 Has prophylaxis been given within the last 60 minutes?: N/A  
 Is essential imaging displayed?: Yes

Surgeons Present: Sohail Asfandiyar, MD  
 Anesthesia Staff Present: Colleen M Meffert, PAA  
 Staff Present: Dawn Nivera, Cheryl A Root, RN

Verification Date and Time: 6/19/2018 1:03 PM

Please use the Print Group Designer activity in Hyperspace to make print groups. Contact your technical support representative for more information.

**Anesthesia Encounters**

**Anesthesia Encounter - Episode ID 28897196**

**Anesthesia Summary - Maurice, Eugene George [561253820] Male 69 y.o.**

Current as of 06/19/18 1132

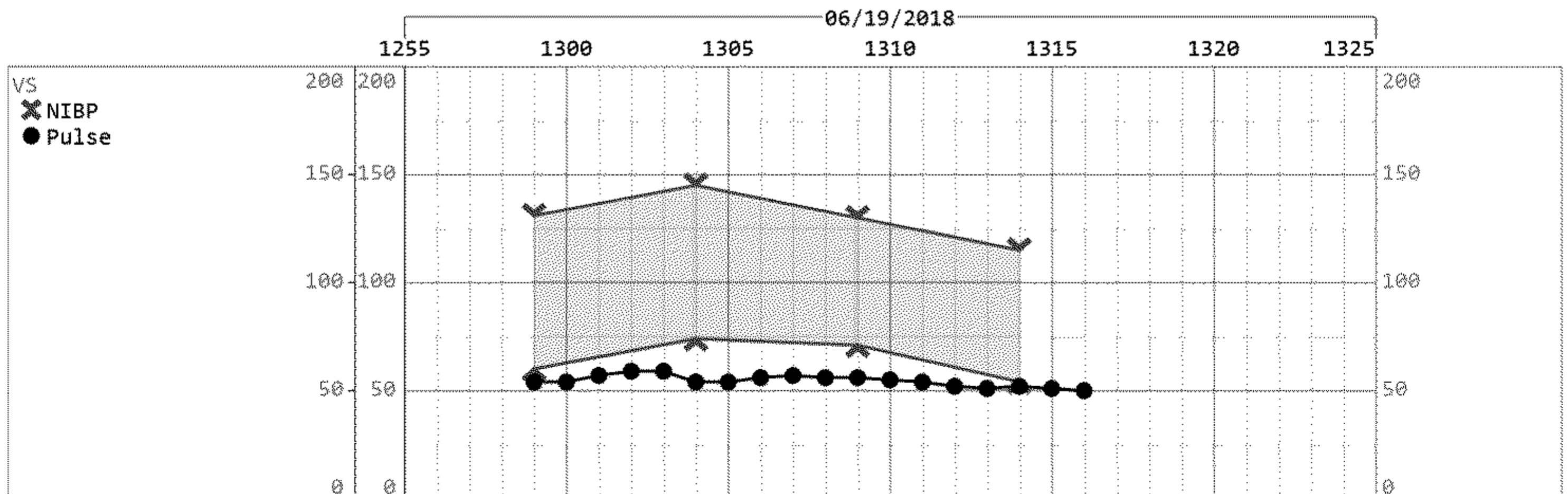
Height: 67" (1.702 m) (06/17/18)  
 Weight: 104.9 kg (231 lb 4.2 oz) (06/18/18)  
 BMI: 36.22  
 NPO Status: 1800  
 Allergies: No Known Allergies

**Procedure Summary**

Date: 06/19/18  
 Anesthesia Start: 1256  
 Procedure: GI-EGD (LVL5) W/ BX (N/A )

Room / Location: KH GI 05 / KH GI/BRONCH  
 Anesthesia Stop: 1324  
 Diagnosis:  
 Anemia  
 (SEE MD NOTE)  
 Responsible Provider: Grace S Kim, MD  
 ASA Status: 3

Provider: Sohail Asfandiyar, MD  
 Anesthesia Type: MAC







WS Kennestone Hospital  
677 Church Street  
Marietta GA 30060-1101  
Inpatient Record

Maurice, Eugene George  
MRN: 561253820, DOB: 1/2/1949, Sex: M  
Adm: 6/17/2018, D/C: 6/21/2018

**Anesthesia Encounter - Episode ID 28897196 (continued)**

|                                  |                |                |                |                |      |        |
|----------------------------------|----------------|----------------|----------------|----------------|------|--------|
| O2 (L/min)                       | 3              |                |                |                | 0    |        |
| propofol (DIPRIVAN) 10 m... (mg) |                | 130            |                |                |      | 130 mg |
| lidocaine 2% injection (mg)      |                | 60             |                |                |      | 60 mg  |
| sodium chloride 0.9% (N... (mL)  |                |                |                | 200            |      | 200 mL |
| EKG                              | Sinus Brady... | Sinus Brady... | Sinus Brady... | Sinus Brady... |      |        |
| Resp                             | [15]           | [16]           | [16]           | [18]           | [18] |        |
| SpO2 (%)                         | [96]           | [97]           | [94]           | [95]           | [96] |        |
| Vent Mode                        | Spontaneous    | Spontaneous    | Spontaneous    | Spontaneous    |      |        |

**Staff**

06/19/18

| Name                   | Role | Begin | End  |
|------------------------|------|-------|------|
| Grace S Kim, MD        | ANMD | 1256  | 1324 |
| Colleen M Meffert, PAA | APA  | 1256  | 1324 |

**Events**

| Date      | Time | Event   |
|-----------|------|---|
| 6/19/2018 | 1132 | Signed/Cosigned and Ready for Procedure   |
|           | 1256 | Anesthesia Start  |
|           | 1256 | Start Data Collection   |
|           | 1303 | Quick Note<br>Time out  |
|           | 1303 | Induction   |
|           | 1305 | Mark Now<br>Scope in  |
|           | 1310 | Mark Now<br>Scope out   |
|           | 1317 | Emergence   |
|           | 1317 | Stop Data Collection  |
|           | 1324 | Handoff to Receiving Nurse<br>I completed my handoff to the receiving nurse during which we:<br>1. Identified the patient<br>2. Identified the responsible providers<br>3. Discussed the surgical procedure and course<br>4. Reviewed the pertinent medical history and allergies<br>5. Reviewed intra-op anesthesia management (airway, medications and I&O)<br>6. Reviewed nerve block expectations (when applicable)<br>7. Set expectations for post-procedure period and reviewed post-op orders<br>8. Allowed opportunity for questions and acknowledgement of understanding |
|           | 1324 | Anesthesia Stop   |

**Anesthesia Medical History**

|  |  |
|--|--|
| Other symptoms involving cardiovascular system   | Coronary atherosclerosis of native coronary artery |
| Family history of ischemic heart disease   | Other and unspecified hyperlipidemia               |
| Essential hypertension, benign   | PVD (peripheral vascular disease) (HCC)            |
| Obesity  | Hypertension                                       |
| Hyperlipidemia   | CAD (coronary artery disease)                      |
| Infectious viral hepatitis   | Diabetes mellitus (HCC)                            |
| Cancer of prostate with low recurrence risk (stage T1-2a and Gleason < 7 and PSA < 10) (HCC) | AKI (acute kidney injury) (HCC)                    |
| Cataracts, both eyes   | Gout   |

**Substance History**

Smoking Status: Former Smoker - 25 pack years  
Quit Smoking: 04/07/92  
Smokeless Tobacco Status: Never Used  
Alcohol use: Yes; 4.0 standard drinks per week  
Drug use: No

**Surgical History**

|                        |                              |
|------------------------|------------------------------|
| APPENDECTOMY           | CORONARY ARTERY BYPASS GRAFT |
| CAROTID ENDARTERECTOMY | CORONARY STENT PLACEMENT     |
| COLONOSCOPY            | shingles                     |
| EGD                    | VASCULAR SURGERY             |



WS Kennestone Hospital  
677 Church Street  
Marietta GA 30060-1101  
Inpatient Record

Maurice, Eugene George  
MRN: 561253820, DOB: 1/2/1949, Sex: M  
Adm: 6/17/2018, D/C: 6/21/2018

**Anesthesia Encounter - Episode ID 28897196 (continued)**

**Facility Administered Medications**

Taken on 06/19/18

|  |  |
|--|--|
| insulin lispro (HumaLOG) injection   | isosorbide mononitrate (IMDUR) 24 hr tablet                                    |
| pantoprazole (PROTONIX) in NS 40 mg/100 mL NS (0.4 mg/mL) infusion (w/adapter)<br>Linked Group 1: "Followed by" Linked Group Details | piperacillin-tazobactam (ZOSYN) 4.5 g in NS 100 mL IVPB (w/adapter)            |
| sodium chloride 0.9% (NS) infusion (Discontinued)  | sodium chloride 0.9% (NS) infusion   |
| sodium chloride 0.9 % (NS) flush<br>Linked Group 2: "And" Linked Group Details   | sodium chloride 0.9 % (NS) flush<br>Linked Group 3: "And" Linked Group Details |
| sodium chloride 0.9% (NS) bolus 250 mL   | sotalol (BETAPACE) tablet 40 mg  |

**Prescription Medications**

Within last 14 days from 06/19/18

|   | Last Taken        | Last Updated  |
|---|-------------------|---------------|
| cyanocobalamin, vitamin B-12, (VITAMIN B12 ORAL)  | 6/16/2018         | 06/17/18 1734 |
| nitroglycerin (NITROSTAT) 0.4 MG SL tablet        | More than a month | 06/17/18 1734 |
| apixaban (ELIQUIS) 5 mg tablet                    | 6/17/2018         | 06/17/18 1734 |
| aspirin, buffered 81 mg Tab                       | 6/17/2018         | 06/17/18 1734 |
| atorvastatin (LIPITOR) 80 MG tablet               | 6/16/2018         | 06/17/18 1734 |
| blood sugar diagnostic (GLUCOSE BLOOD) strip      | Taking            | 05/25/18 1403 |
| blood sugar diagnostic strip                      | Taking            | 05/25/18 1403 |
| carvedilol (COREG) 6.25 MG tablet                 | Past Week         | 06/17/18 1734 |
| furosemide (LASIX) 20 MG tablet                   | 6/17/2018         | 06/17/18 1734 |
| isosorbide mononitrate (IMDUR) 30 MG 24 hr tablet | 6/17/2018         | 06/17/18 1734 |
| metFORMIN (GLUCOPHAGE) 500 MG tablet              | 6/17/2018         | 06/17/18 1734 |
| ramipril (ALTACE) 10 MG capsule                   | Past Week         | 06/17/18 1734 |
| sotalol (BETAPACE) 80 MG tablet                   | 6/17/2018         | 06/17/18 1734 |

**Preprocedure Vitals**

Current as of 06/19/18 1132

|                                  |   |
|----------------------------------|---|
| BP: 123/54                       | Pulse: 51                                   |
| Resp: 13                         | SpO2: 98                                    |
| Temp:                            |   |
| Height: 67" (1.702 m) (06/17/18) | Weight: 104.9 kg (231 lb 4.2 oz) (06/18/18) |
| BMI: 36.22                       | IBW: 66.1 kg (145 lb 12.2 oz)               |
| Last edited 06/19/18 1114 by PM  |   |

**Blood Orders**

Ordered in last 14 days - Current as of 04/09/20 0953

|                       |
|-----------------------|
| No blood orders found |
|-----------------------|

**Hematology Labs (Last 90 days)**

|     | 03/17 0914 |
|-----|------------|
| HGB | 13.3 ▼     |
| HCT | --         |
| Plt | --         |

**Electrolyte Labs (Last 90 days)**

|      | 03/17 0914 |
|------|------------|
| K+   | 5.2 ^      |
| Na+  | --         |
| Cl-  | --         |
| HCO3 | --         |





WS Kennestone Hospital  
 677 Church Street  
 Marietta GA 30060-1101  
 Inpatient Record

Maurice, Eugene George  
 MRN: 561253820, DOB: 1/2/1949, Sex: M  
 Adm: 6/17/2018, D/C: 6/21/2018

**Anesthesia Encounter - Episode ID 28897196 (continued)**

**Electrolyte Labs (continued)** (Last 90 days)

**Procedure Notes**

No procedure notes have been written.

**Preprocedure Note**

Last edited 06/19/18 1132 by Grace S Kim, MD  
 Date of Service 06/19/18 1129  
 Status: Signed

**Anesthesia Pre-op Evaluation**

**Patient Name:** Eugene G Maurice      **MRN:** 561253820  
**Date of Birth:** 1/2/1949      **Age:** 69 yrs      **Sex:** Male  
**Height:** 1.702 m (5' 7")      **Weight:** 104.9 kg (231 lb 4.2 oz)      **BMI:** Body mass index is 36.22 kg/m<sup>2</sup>.

**Pre-Assessment Information**

No Known Allergies

**Relevant Problems**

- (+) Acute on chronic congestive heart failure, unspecified congestive heart failure type (HCC)
- (+) Controlled type 2 diabetes mellitus with diabetic peripheral angiopathy without gangrene, without long-term current use of insulin (HCC)
- (+) Coronary arteriosclerosis
- (+) Coronary artery disease involving native coronary artery of native heart without angina pectoris
- (+) Essential hypertension with goal blood pressure less than 130/85

**Past Medical History:**

- | Diagnosis  | Date      |
|--|-----------|
| • AKI (acute kidney injury) (HCC)  |           |
| • CAD (coronary artery disease)  |           |
| • Cancer of prostate with low recurrence risk (stage T1-2a and Gleason < 7 and PSA < 10) (HCC) | 1/30/2018 |
| • Coronary atherosclerosis of native coronary artery   |           |
| • Diabetes mellitus (HCC)  |           |
| • Essential hypertension, benign   |           |
| • Family history of ischemic heart disease   |           |
| • Hyperlipidemia   |           |
| • Hypertension   |           |
| • Infectious viral hepatitis<br><i>as teen/cannont recall what type</i>                        |           |
| • Obesity  |           |
| • Other and unspecified hyperlipidemia   |           |
| • Other symptoms involving cardiovascular system   |           |
| • PVD (peripheral vascular disease) (HCC)  |           |



**Anesthesia Encounter - Episode ID 28897196 (continued)**

**Preprocedure Note (continued)**

**Past Surgical History:**

| Procedure                                      | Laterality | Date   |
|--|------------|--------|
| • APPENDECTOMY                                 |            |        |
| • CAROTID ENDARTERECTOMY<br>x2                 |            |        |
| • COLONOSCOPY<br>as of 9/2014 has not had this |            |        |
| • CORONARY ARTERY BYPASS GRAFT<br>X6           |            | 1992   |
| • CORONARY STENT PLACEMENT<br>sheikh           |            | 2014   |
| • shingles                                     |            | 9/2015 |

**Social History Main Topics**

- Smoking status: Former Smoker
  - Packs/day: 1.00
  - Years: 25.00
  - Types: Cigarettes
  - Quit date: 4/7/1992
- Smokeless tobacco: Never Used
- Alcohol use: 2.4 oz/week
  - 2 Glasses of wine, 2 Shots of liquor per week
  - Comment: rarely*
- Drug use: No
- Sexual activity: Yes
  - Partners: Female
  - Birth control/ protection: None

Documented NPO status:  
 Date of last liquid: 06/19/18  
 Time of last liquid: 0808 (sips with meds)  
 Date of last solid: 06/18/18  
 Time of last solid: 1800

**Pre-operative Evaluation**

**Review of Systems/Medical History**

**General:** Patient summary reviewed.

**Anesthesia History:**

**Cardiovascular:**

(+) hypertension: CAD, CHF,

**GI/Hepatic/Renal:**



WS Kennestone Hospital  
677 Church Street  
Marietta GA 30060-1101  
Inpatient Record

Maurice, Eugene George  
MRN: 561253820, DOB: 1/2/1949, Sex: M  
Adm: 6/17/2018, D/C: 6/21/2018

---

**Anesthesia Encounter - Episode ID 28897196 (continued)**

---

**Preprocedure Note (continued)**

(+) hepatitis, liver disease, chronic renal disease:

**Endo/Other:**

(+) diabetes mellitus

**Physical Exam**

**Airway:**

Mallampati: II  
Neck ROM: full  
TM distance: >3 FB

**Cardiovascular:**

Rhythm: regular

**Pulmonary:**

Respiratory Effort: normal

**Anesthesia Plan**

**ASA: 3**

**Anesthetic Plan: MAC**

**Anesthetic plan and risks discussed with: Patient.**



WS Kennestone Hospital  
677 Church Street  
Marietta GA 30060-1101  
Inpatient Record

Maurice, Eugene George  
MRN: 561253820, DOB: 1/2/1949, Sex: M  
Adm: 6/17/2018, D/C: 6/21/2018

**Anesthesia Encounter - Episode ID 28897196 (continued)**

**Preprocedure Note (continued)**

**Plan discussed with: PAA**

Electronically signed by Grace S Kim, MD at 6/19/2018 11:32 AM

**All Postprocedure Notes**

Last edited 06/19/18 1327 by Grace S Kim, MD  
Date of Service 06/19/18 1327  
Status: Signed

**Patient Name: Eugene G Maurice**

**Procedure Summary**

Date: 06/19/18  
Anesthesia Start: 1256  
Procedure: GI-EGD (LVL5) W/ BX (N/A )

Room / Location: KH GI 05 / KH GI/BRONCH  
Anesthesia Stop: 1324  
Diagnosis:  
Anemia  
(SEE MD NOTE)  
Responsible Provider: Grace S Kim, MD  
ASA Status: 3

Provider: Sohail Asfandiyar, MD  
Anesthesia Type: MAC

**Final Anesthesia Type: MAC**

**Patient location:** PACU  
**Post vital signs:** post-procedure vital signs reviewed and stable  
**Level of consciousness:** awake, alert and oriented  
**Post-anesthesia pain:** adequate analgesia  
**Airway patency:** patent  
**Respiratory:** room air and unassisted  
**Cardiovascular:** blood pressure at baseline and stable  
**Hydration:** euvolemic  
**Nausea and vomiting:** no signs of nausea and vomiting  
**Anesthetic complications:** No

Electronically signed by Grace S Kim, MD at 6/19/2018 1:27 PM

**Attestation Information**

| Staff Name            | Date     | Time | Type                       |
|-----------------------|----------|------|----------------------------|
| Pamela Y Mott, RN     | 06/19/18 | 1132 | Pre-Op                     |
| Grace S Kim, MD       | 06/19/18 | 1256 | Pre-Induction Assessment   |
| Grace S Kim, MD       | 06/19/18 | 1256 | Present at Induction       |
| Grace S Kim, MD       | 06/19/18 | 1256 | Intra-operative Monitoring |
| Grace S Kim, MD       | 06/19/18 | 1256 | Present for MAC            |
| Cheryl A Root, RN     | 06/19/18 | 1317 | Intra-Op                   |
| Kristin M Putting, RN | 06/19/18 | 1341 | Phase II                   |

**Medications**



WS Kennestone Hospital  
677 Church Street  
Marietta GA 30060-1101  
Inpatient Record

Maurice, Eugene George  
MRN: 561253820, DOB: 1/2/1949, Sex: M  
Adm: 6/17/2018, D/C: 6/21/2018

**Anesthesia Encounter - Episode ID 28897196 (continued)**

**Medications (continued)**

| Medication   | Rate/Dose/Volume    | Action                       | Date Time     | Administering User     | Audit  |
|--|---------------------|------------------------------|---------------|------------------------|--------|
| propofol (DIPRIVAN) 10 mg/mL injection (mg)                        | 130 mg (over 6 min) | Given                        | 06/19/18 1303 | Colleen M Meffert, PAA | edited |
| lidocaine 2% injection (mg)  | 60 mg               | Given                        | 06/19/18 1303 | Colleen M Meffert, PAA |        |
| sodium chloride 0.9% (NS) infusion (mL)<br>Dosing weight: 104.9 kg | 200 mL              | Anesthesia Volume Adjustment | 06/19/18 1311 | Colleen M Meffert, PAA |        |

**Signoff Status**

None





WS Kennestone Hospital  
 677 Church Street  
 Marietta GA 30060-1101  
 Anesthesia Report

Maurice, Eugene George  
 MRN: 561253820, DOB: 1/2/1949, Sex: M  
 Adm: 6/17/2018, D/C: 6/21/2018

**Flowsheets (all recorded)**

**Devices Testing Template**

| Row Name           | 06/19/18 1316 | 06/19/18 1315 | 06/19/18 1314 | 06/19/18 1313 | 06/19/18 1312 |
|--------------------|---------------|---------------|---------------|---------------|---------------|
| <b>Device Data</b> |               |               |               |               |               |
| MAP (mmHg)         | —             | —             | 72 mm Hg -DI  | —             | —             |
| <b>OTHER</b>       |               |               |               |               |               |
| Resp               | 18 -DI        | 17 -DI        | 18 -DI        | 19 -DI        | 18 -DI        |
| SpO2               | 96 % -DI      | 95 % -DI      | 95 % -DI      | 95 % -DI      | 95 % -DI      |
| Pulse              | 50 -DI        | 51 -DI        | 52 -DI        | 51 -DI        | 52 -DI        |
| NIBP               | —             | —             | 115/54 -DI    | —             | —             |
| Row Name           | 06/19/18 1311 | 06/19/18 1310 | 06/19/18 1309 | 06/19/18 1308 | 06/19/18 1307 |
| <b>Device Data</b> |               |               |               |               |               |
| MAP (mmHg)         | —             | —             | 87 mm Hg -DI  | —             | —             |
| <b>OTHER</b>       |               |               |               |               |               |
| Resp               | 19 -DI        | 19 -DI        | 16 -DI        | 18 -DI        | 19 -DI        |
| SpO2               | 96 % -DI      | 96 % -DI      | 94 % -DI      | 93 % -DI      | 91 % -DI      |
| Pulse              | 54 -DI        | 55 -DI        | 56 -DI        | 56 -DI        | 57 -DI        |
| NIBP               | —             | —             | 130/71 -DI    | —             | —             |
| Row Name           | 06/19/18 1306 | 06/19/18 1305 | 06/19/18 1304 | 06/19/18 1303 | 06/19/18 1302 |
| <b>Device Data</b> |               |               |               |               |               |
| MAP (mmHg)         | —             | —             | 90 mm Hg -DI  | —             | —             |
| <b>OTHER</b>       |               |               |               |               |               |
| Resp               | 20 -DI        | 20 -DI        | 16 -DI        | 18 -DI        | 20 -DI        |
| SpO2               | (I) 83 % -DI  | 98 % -DI      | 97 % -DI      | 96 % -DI      | 95 % -DI      |
| Pulse              | 56 -DI        | 54 -DI        | 54 -DI        | 59 -DI        | 59 -DI        |
| NIBP               | —             | —             | 145/74 -DI    | —             | —             |
| Row Name           | 06/19/18 1301 | 06/19/18 1300 | 06/19/18 1259 | 06/19/18 1258 |               |
| <b>Device Data</b> |               |               |               |               |               |
| MAP (mmHg)         | —             | —             | 80 mm Hg -DI  | —             |               |
| <b>OTHER</b>       |               |               |               |               |               |
| Resp               | 15 -DI        | 17 -DI        | 15 -DI        | 24 -DI        |               |
| SpO2               | 98 % -DI      | 98 % -DI      | 96 % -DI      | 97 % -DI      |               |
| Pulse              | 57 -DI        | 54 -DI        | 54 -DI        | —             |               |
| NIBP               | —             | —             | 131/60 -DI    | —             |               |



WS Kennestone Hospital  
677 Church Street  
Marietta GA 30060-1101  
Anesthesia Report

Maurice, Eugene George  
MRN: 561253820, DOB: 1/2/1949, Sex: M  
Adm: 6/17/2018, D/C: 6/21/2018

**Flowsheets (all recorded)**

**Agents**

| Row Name | 06/19/18 1317 | 06/19/18 1255 |
|----------|---------------|---------------|
| Agents   |               |               |
| O2       | 0 L/min -CM   | 3 L/min -CM   |



WS Kennestone Hospital  
677 Church Street  
Marietta GA 30060-1101  
Anesthesia Report

Maurice, Eugene George  
MRN: 561253820, DOB: 1/2/1949, Sex: M  
Adm: 6/17/2018, D/C: 6/21/2018

**Flowsheets (all recorded)**

**Anesthesia Checklist**

| Row Name             | 06/19/18 0000                                   |
|----------------------|---|
| Anesthesia Checklist |   |
| Monitors In Use      | Anesthesia apparatus checked;Pulse oximeter -CM |
| NIBP Site            | Arm L -CM                                       |
| Cardiac              | EKG;ST segments -CM                             |
| Leads                | 5 -CM   |



WS Kennestone Hospital  
677 Church Street  
Marietta GA 30060-1101  
Anesthesia Report

Maurice, Eugene George  
MRN: 561253820, DOB: 1/2/1949, Sex: M  
Adm: 6/17/2018, D/C: 6/21/2018

**Flowsheets (all recorded)**

**Agents**

| Row Name | 06/19/18 1317 | 06/19/18 1255 |
|----------|---------------|---------------|
| Agents   |               |               |
| O2       | 0 L/min -CM   | 3 L/min -CM   |



WS Kennestone Hospital  
677 Church Street  
Marietta GA 30060-1101  
Anesthesia Report

Maurice, Eugene George  
MRN: 561253820, DOB: 1/2/1949, Sex: M  
Adm: 6/17/2018, D/C: 6/21/2018

**Flowsheets (all recorded)**

**Positioning**

| Row Name | 06/19/18 1302    |
|----------|------------------|
| OTHER    |                  |
| Position | Left Lateral -CM |





WS Kennestone Hospital  
677 Church Street  
Marietta GA 30060-1101  
Anesthesia Report

Maurice, Eugene George  
MRN: 561253820, DOB: 1/2/1949, Sex: M  
Adm: 6/17/2018, D/C: 6/21/2018

**Flowsheets (all recorded)**

**Medication Exclusion**

| Row Name  | Anesthesia from<br>6/19/2018 in WellStar<br>Kennestone Hospital<br>(KH GI LAB) |
|---|--|
| <b>Antibiotic/Beta Blocker/Antiemetic/Narcotic Admin Exclusions</b> |  |
| Antibiotic Administered?  | 2 -CM  |
| Beta Blocker Administered?  | 6 -CM  |
| Antiemetic Administered?  | 5 -CM  |
| Has narcotic waste been reconciled?                                 | 1 -CM  |



WS Kennestone Hospital  
 677 Church Street  
 Marietta GA 30060-1101  
 Anesthesia Report

Maurice, Eugene George  
 MRN: 561253820, DOB: 1/2/1949, Sex: M  
 Adm: 6/17/2018, D/C: 6/21/2018

**Flowsheets (all recorded)**

**Anesthesia Monitoring**

| Row Name    | 06/19/18 1310         | 06/19/18 1305         | 06/19/18 1300         | 06/19/18 1258         |
|-------------|-----------------------|-----------------------|-----------------------|-----------------------|
| Assessment  |                       |                       |                       |                       |
| EKG         | Sinus Bradycardia -CM | Sinus Bradycardia -CM | Sinus Bradycardia -CM | Sinus Bradycardia -CM |
| Respiratory |                       |                       |                       |                       |
| Vent Mode   | Spontaneous -CM       | Spontaneous -CM       | Spontaneous -CM       | Spontaneous -CM       |

**User Key**

(r) = Recorded By, (t) = Taken By, (c) = Cosigned By

| Initials | Name                   | Effective Dates     |
|----------|------------------------|---------------------|
| DI       | Interface, Device In   | —                   |
| CM       | Colleen M Meffert, PAA | 06/17/18 - 11/09/18 |



WS Kennestone Hospital  
677 Church Street  
Marietta GA 30060-1101  
Anesthesia Report

Maurice, Eugene George  
MRN: 561253820, DOB: 1/2/1949, Sex: M  
Adm: 6/17/2018, D/C: 6/21/2018

**Flowsheet Notes**

**Significant Event by Jonathan Murray, RN at 6/21/2018 1:51 PM**

Author: Jonathan Murray, RN      Service: —      Author Type: Registered Nurse  
Filed: 6/21/2018 2:06 PM      Date of Service: 6/21/2018 1:51 PM      Status: Signed  
Editor: Jonathan Murray, RN (Registered Nurse)

**Attended Discharge Center:**

1. Reviewed AVS.
2. Reviewed RX and offered retail pharmacy assistance.
3. Offered f/u appointment assistance.
4. Offered MyChart registration assistance.
5. Education Reinforced - pt verbalized understanding.

Electronically Signed by Jonathan Murray, RN on 6/21/2018 2:06 PM

**Encounter-Level E-Signatures:**

No documentation.

**Procedures - Orders and Results**

**CASE REQUEST OPERATING ROOM [751027207]**

Electronically signed by: **Michelle M Lovett, NP on 06/18/18 1215**      Status: **Completed**  
Ordering user: Michelle M Lovett, NP 06/18/18 1215      Ordering provider: Michelle M Lovett, NP  
Authorized by: Aasim M Sheikh, MD      Ordering mode: Standard  
Cosigning events  
Electronically cosigned by Aasim M Sheikh, MD 06/19/18 2354 for Ordering  
Quantity: 1      Instance released by: Michelle M Lovett, NP (auto-released) 6/18/2018 12:15 PM

**Questionnaire**

| Question            | Answer                    |
|---------------------|---------------------------|
| Case Classification | Class E - <24H Non-Urgent |
| Add on case?        | Yes                       |
| Diagnosis codes     | Anemia                    |

**CRITICAL CARE [751503324]**

Electronically signed by: **Douglas E Krug, MD on 06/22/18 0900**      Status: **Completed**  
Ordering user: Douglas E Krug, MD 06/22/18 0900      Ordering provider: Douglas E Krug, MD  
Authorized by: Douglas E Krug, MD      Ordering mode: Standard  
Quantity: 1      Lab status: Final result  
Instance released by: Douglas E Krug, MD 6/22/2018 9:00 AM  
Order comments: This order was created via procedure documentation

**CRITICAL CARE [751503324]**

Resulted: 06/17/18 1506, Result status: Final result

Ordering provider: Douglas E Krug, MD 06/22/18 0900      Order status: Completed  
Filed by: Douglas E Krug, MD 06/22/18 0902      Result details  
Narrative:  
Douglas E Krug, MD 6/22/2018 9:02 AM  
Critical Care  
Performed by: KRUG, DOUGLAS E  
Authorized by: KRUG, DOUGLAS E  
Total critical care time: 47 minutes  
Critical care time was exclusive of separately billable procedures and treating other patients.  
Critical care was necessary to treat or prevent imminent or life-threatening deterioration of the following conditions: cardiac failure, circulatory failure, renal failure and sepsis.  
Critical care was time spent personally by me on the following activities: discussions with consultants, evaluation of patient's response to treatment, obtaining history from patient or surrogate, ordering and review of laboratory studies, pulse oximetry, review of old charts, development of treatment plan with patient or surrogate, interpretation of cardiac output measurements, examination of patient, ordering and



WS Kennestone Hospital  
677 Church Street  
Marietta GA 30060-1101  
Anesthesia Report

Maurice, Eugene George  
MRN: 561253820, DOB: 1/2/1949, Sex: M  
Adm: 6/17/2018, D/C: 6/21/2018

**Procedures - Orders and Results (continued)**

performing treatments and interventions, ordering and review of radiographic studies and re-evaluation of patient's condition.

**Procedures Performed**

**Chargeables**

PR CRITICAL CARE, E/M 30-74 MINUTES [99291]

**EKG SCAN [751503329]**

Electronically signed by: **Interface, Transcription Incoming on 06/25/18 2055**  
Ordering user: Interface, Transcription Incoming 06/25/18 2055  
Authorized by: Provider Scan  
Frequency: -  
Lab status: Final result

Ordering provider: Provider Scan  
Ordering mode: Standard  
Quantity: 1

Status: **Completed**

Scan on 6/25/2018 8:55 PM (below)

**EKG SCAN [751503329]**

Resulted: 06/25/18 2055, Result status: Final result

Ordering provider: Provider Scan 06/25/18 2055  
Filed by: Interface, Transcription Incoming 06/25/18 2058

Order status: Completed  
Result details

**Nursing - Orders and Results**

**VITAL SIGNS [750930100]**

Electronically signed by: **Douglas E Krug, MD on 06/17/18 1613**  
Ordering user: Douglas E Krug, MD 06/17/18 1613  
Authorized by: Douglas E Krug, MD  
Frequency: STAT PRN 06/17/18 1612 - Until Specified  
Discontinued by: Automatic Discharge Provider 06/21/18 1558 [Patient Discharge]  
Acknowledged: Brian J Rooney, RN 06/17/18 1616 for Placing Order

Ordering provider: Douglas E Krug, MD  
Ordering mode: Standard  
Quantity: 1

Status: **Discontinued**

**VITAL SIGNS [750930106]**

Electronically signed by: **Douglas E Krug, MD on 06/17/18 1613**  
Ordering user: Douglas E Krug, MD 06/17/18 1613  
Authorized by: Douglas E Krug, MD  
Quantity: 1

Ordering provider: Douglas E Krug, MD  
Ordering mode: Standard  
Instance released by: Douglas E Krug, MD (auto-released) 6/17/2018 4:13 PM

Status: **Completed**

**NURSING COMMUNICATION [750930112]**

Electronically signed by: **Douglas E Krug, MD on 06/17/18 1613**  
Ordering user: Douglas E Krug, MD 06/17/18 1613  
Authorized by: Douglas E Krug, MD  
Quantity: 1

Ordering provider: Douglas E Krug, MD  
Ordering mode: Standard  
Instance released by: Douglas E Krug, MD (auto-released) 6/17/2018 4:13 PM

Status: **Completed**

**VITAL SIGNS [750930119]**

Electronically signed by: **Douglas E Krug, MD on 06/17/18 1650**  
Ordering user: Douglas E Krug, MD 06/17/18 1650  
Authorized by: Douglas E Krug, MD  
Frequency: STAT PRN 06/17/18 1650 - Until Specified  
Discontinued by: Automatic Discharge Provider 06/21/18 1558 [Patient Discharge]  
Acknowledged: Brian J Rooney, RN 06/17/18 1652 for Placing Order

Ordering provider: Douglas E Krug, MD  
Ordering mode: Standard  
Quantity: 1

Status: **Discontinued**

**VITAL SIGNS [750930122]**

Electronically signed by: **Douglas E Krug, MD on 06/17/18 1650**  
Ordering user: Douglas E Krug, MD 06/17/18 1650  
Authorized by: Douglas E Krug, MD  
Quantity: 1

Ordering provider: Douglas E Krug, MD  
Ordering mode: Standard  
Instance released by: Douglas E Krug, MD (auto-released) 6/17/2018 4:50 PM

Status: **Completed**





WS Kennestone Hospital  
677 Church Street  
Marietta GA 30060-1101  
Anesthesia Report

Maurice, Eugene George  
MRN: 561253820, DOB: 1/2/1949, Sex: M  
Adm: 6/17/2018, D/C: 6/21/2018

**Nursing - Orders and Results (continued)**

**UP WITH ASSISTANCE [750940192]**

Electronically signed by: **Naomi W Muhia, NP on 06/17/18 1719** Status: **Discontinued**  
Ordering user: Naomi W Muhia, NP 06/17/18 1719 Ordering provider: Naomi W Muhia, NP  
Authorized by: Charu G Prakash, MD Ordering mode: Standard  
Cosigning events  
Electronically cosigned by Charu G Prakash, MD 06/18/18 0958 for Ordering  
Frequency: Routine PRN 06/17/18 2224 - Until Specified Quantity: 1  
Released by: Amy Feltz, RN 06/17/18 2224 Discontinued by: Automatic Discharge Provider 06/21/18 1558 [Patient Discharge]  
Acknowledged: Renata Marques-Bryant, RN 06/17/18 2233 for Placing Order

**MEASURE HEIGHT AND LENGTH [750942923]**

Electronically signed by: **Naomi W Muhia, NP on 06/17/18 1719** Status: **Completed**  
Ordering user: Naomi W Muhia, NP 06/17/18 1719 Ordering provider: Naomi W Muhia, NP  
Authorized by: Charu G Prakash, MD Ordering mode: Standard  
Cosigning events  
Electronically cosigned by Charu G Prakash, MD 06/18/18 0958 for Ordering  
Quantity: 1 Instance released by: Amy Feltz, RN (auto-released) 6/17/2018 10:24 PM

**MEASURE WEIGHT [750942924]**

Electronically signed by: **Naomi W Muhia, NP on 06/17/18 1719** Status: **Completed**  
Ordering user: Naomi W Muhia, NP 06/17/18 1719 Ordering provider: Naomi W Muhia, NP  
Authorized by: Charu G Prakash, MD Ordering mode: Standard  
Cosigning events  
Electronically cosigned by Charu G Prakash, MD 06/18/18 0958 for Ordering  
Quantity: 1 Instance released by: Amy Feltz, RN (auto-released) 6/17/2018 10:24 PM

**MAINTAIN IV ACCESS [750942926]**

Electronically signed by: **Naomi W Muhia, NP on 06/17/18 1719** Status: **Discontinued**  
Ordering user: Naomi W Muhia, NP 06/17/18 1719 Ordering provider: Naomi W Muhia, NP  
Authorized by: Nega B Gebremariam, MD Ordering mode: Standard  
Cosigning events  
Electronically cosigned by Charu G Prakash, MD 06/18/18 0958 for Ordering  
Quantity: 1 Instance released by: Amy Feltz, RN (auto-released) 6/17/2018 10:24 PM  
Discontinued by: Automatic Discharge Provider 06/21/18 1558 [Patient Discharge]

**PLACE SEQUENTIAL COMPRESSION DEVICE [750942928]**

Electronically signed by: **Naomi W Muhia, NP on 06/17/18 1719** Status: **Completed**  
Ordering user: Naomi W Muhia, NP 06/17/18 1719 Ordering provider: Naomi W Muhia, NP  
Authorized by: Charu G Prakash, MD Ordering mode: Standard  
Cosigning events  
Electronically cosigned by Charu G Prakash, MD 06/18/18 0958 for Ordering  
Quantity: 1 Instance released by: Amy Feltz, RN (auto-released) 6/17/2018 10:24 PM

**MAINTAIN SEQUENTIAL COMPRESSION DEVICE [750942929]**

Electronically signed by: **Naomi W Muhia, NP on 06/17/18 1719** Status: **Discontinued**  
Ordering user: Naomi W Muhia, NP 06/17/18 1719 Ordering provider: Naomi W Muhia, NP  
Authorized by: Charu G Prakash, MD Ordering mode: Standard  
Cosigning events  
Electronically cosigned by Charu G Prakash, MD 06/18/18 0958 for Ordering  
Quantity: 1 Instance released by: Amy Feltz, RN (auto-released) 6/17/2018 10:24 PM  
Discontinued by: Automatic Discharge Provider 06/21/18 1558 [Patient Discharge]  
Order comments: Remove SCDs for 30 minutes every shift.

**VITAL SIGNS [750942931]**

Electronically signed by: **Naomi W Muhia, NP on 06/17/18 1719** Status: **Discontinued**  
Ordering user: Naomi W Muhia, NP 06/17/18 1719 Ordering provider: Naomi W Muhia, NP  
Authorized by: Charu G Prakash, MD Ordering mode: Standard  
Cosigning events  
Electronically cosigned by Charu G Prakash, MD 06/18/18 0958 for Ordering  
Quantity: 1 Instance released by: Amy Feltz, RN (auto-released) 6/17/2018 10:24 PM  
Discontinued by: Automatic Discharge Provider 06/21/18 1558 [Patient Discharge]





WS Kennestone Hospital  
677 Church Street  
Marietta GA 30060-1101  
Anesthesia Report

Maurice, Eugene George  
MRN: 561253820, DOB: 1/2/1949, Sex: M  
Adm: 6/17/2018, D/C: 6/21/2018

**Nursing - Orders and Results (continued)**

**TELEMETRY- 24 HOURS [750942932]**

Electronically signed by: **Naomi W Muhia, NP on 06/17/18 1719** Status: **Discontinued**  
 Ordering user: Naomi W Muhia, NP 06/17/18 1719 Ordering provider: Naomi W Muhia, NP  
 Authorized by: Charu G Prakash, MD Ordering mode: Standard  
 Cosigning events  
 Electronically cosigned by Charu G Prakash, MD 06/18/18 0958 for Ordering  
 Quantity: 1 Instance released by: Amy Feltz, RN (auto-released) 6/17/2018 10:24 PM  
 Discontinued by: Automatic Discharge Provider 06/21/18 1558 [Patient Discharge]

**Questionnaire**

| Question                                    | Answer                  |
|---|-------------------------|
| Class III - Reason for Telemetry Monitoring | Cardiac Enzymes ordered |

**ACTIVITY AS TOLERATED [750942933]**

Electronically signed by: **Naomi W Muhia, NP on 06/17/18 1719** Status: **Discontinued**  
 Ordering user: Naomi W Muhia, NP 06/17/18 1719 Ordering provider: Naomi W Muhia, NP  
 Authorized by: Charu G Prakash, MD Ordering mode: Standard  
 Cosigning events  
 Electronically cosigned by Charu G Prakash, MD 06/18/18 0958 for Ordering  
 Quantity: 1 Instance released by: Amy Feltz, RN (auto-released) 6/17/2018 10:24 PM  
 Discontinued by: Automatic Discharge Provider 06/21/18 1558 [Patient Discharge]

**INITIATE ELECTROLYTE REPLACEMENT PROTOCOL [750942935]**

Electronically signed by: **Naomi W Muhia, NP on 06/17/18 1719** Status: **Discontinued**  
 Ordering user: Naomi W Muhia, NP 06/17/18 1719 Ordering provider: Naomi W Muhia, NP  
 Authorized by: Charu G Prakash, MD Ordering mode: Standard  
 Cosigning events  
 Electronically cosigned by Charu G Prakash, MD 06/18/18 0958 for Ordering  
 Quantity: 1 Instance released by: Amy Feltz, RN (auto-released) 6/17/2018 10:24 PM  
 Discontinued by: Automatic Discharge Provider 06/21/18 1558 [Patient Discharge]

**PROVIDE PATIENT EDUCATION MATERIALS [750942936]**

Electronically signed by: **Naomi W Muhia, NP on 06/17/18 1719** Status: **Completed**  
 Ordering user: Naomi W Muhia, NP 06/17/18 1719 Ordering provider: Naomi W Muhia, NP  
 Authorized by: Charu G Prakash, MD Ordering mode: Standard  
 Cosigning events  
 Electronically cosigned by Charu G Prakash, MD 06/18/18 0958 for Ordering  
 Quantity: 1 Instance released by: Amy Feltz, RN (auto-released) 6/17/2018 10:24 PM  
 Order comments: Initiate disease specific education

**NOTIFY PHYSICIAN (SPECIFY) [750969660]**

Electronically signed by: **Naomi W Muhia, NP on 06/17/18 1721** Status: **Discontinued**  
 Ordering user: Naomi W Muhia, NP 06/17/18 1721 Ordering provider: Naomi W Muhia, NP  
 Authorized by: Charu G Prakash, MD Ordering mode: Standard  
 Cosigning events  
 Electronically cosigned by Charu G Prakash, MD 06/18/18 0958 for Ordering  
 Quantity: 1 Instance released by: Amy Feltz, RN (auto-released) 6/17/2018 10:24 PM  
 Discontinued by: Automatic Discharge Provider 06/21/18 1558 [Patient Discharge]

**Questionnaire**

| Question                         | Answer             |
|----------------------------------|--------------------|
| If blood glucose is greater than | 400 mg/dL          |
| If blood glucose is less than    | 70 mg/dL           |
| Of                               | Hypoglycemic event |

**NURSING COMMUNICATION [750969661]**

Electronically signed by: **Naomi W Muhia, NP on 06/17/18 1721** Status: **Discontinued**  
 Ordering user: Naomi W Muhia, NP 06/17/18 1721 Ordering provider: Naomi W Muhia, NP  
 Authorized by: Charu G Prakash, MD Ordering mode: Standard  
 Cosigning events  
 Electronically cosigned by Charu G Prakash, MD 06/18/18 0958 for Ordering  
 Quantity: 1 Instance released by: Amy Feltz, RN (auto-released) 6/17/2018 10:24 PM  
 Discontinued by: Automatic Discharge Provider 06/21/18 1558 [Patient Discharge]  
 Order comments: Monitor and document total nutritional intake % of meal eaten including snacks.



WS Kennestone Hospital  
677 Church Street  
Marietta GA 30060-1101  
Anesthesia Report

Maurice, Eugene George  
MRN: 561253820, DOB: 1/2/1949, Sex: M  
Adm: 6/17/2018, D/C: 6/21/2018

**Nursing - Orders and Results (continued)**

**NURSING COMMUNICATION [750969661] (continued)**

**HYPOGLYCEMIA PROTOCOL [750969662]**

Electronically signed by: **Naomi W Muhia, NP on 06/17/18 1721** Status: **Completed**  
 Ordering user: Naomi W Muhia, NP 06/17/18 1721 Ordering provider: Naomi W Muhia, NP  
 Authorized by: Charu G Prakash, MD Ordering mode: Standard  
 Cosigning events  
 Electronically cosigned by Charu G Prakash, MD 06/18/18 0958 for Ordering  
 Quantity: 1 Instance released by: Amy Feltz, RN (auto-released) 6/17/2018 10:24 PM

**Questionnaire**

| Question | Answer   |
|----------|--|
| Nursing: | Open and implement the Hypoglycemia Protocol order set as appropriate. |

Order comments: Initiate Hypoglycemia Protocol when blood glucose less than 70 mg/dL.

**NURSING COMMUNICATION [750969663]**

Electronically signed by: **Naomi W Muhia, NP on 06/17/18 1721** Status: **Discontinued**  
 Ordering user: Naomi W Muhia, NP 06/17/18 1721 Ordering provider: Naomi W Muhia, NP  
 Authorized by: Charu G Prakash, MD Ordering mode: Standard  
 Cosigning events  
 Electronically cosigned by Charu G Prakash, MD 06/18/18 0958 for Ordering  
 Quantity: 1 Instance released by: Amy Feltz, RN (auto-released) 6/17/2018 10:24 PM  
 Discontinued by: Automatic Discharge Provider 06/21/18 1558 [Patient Discharge]

**VITAL SIGNS [750969666]**

Electronically signed by: **Naomi W Muhia, NP on 06/17/18 1724** Status: **Completed**  
 Ordering user: Naomi W Muhia, NP 06/17/18 1724 Ordering provider: Naomi W Muhia, NP  
 Authorized by: Charu G Prakash, MD Ordering mode: Standard  
 Cosigning events  
 Electronically cosigned by Charu G Prakash, MD 06/18/18 0958 for Ordering  
 Quantity: 1 Instance released by: Amy Feltz, RN (auto-released) 6/17/2018 10:24 PM  
 Order comments: Baseline VS within 30 minutes of transfusion initiation; 15 minutes after initiation; hourly (+/- 15 minutes); and within 30 minutes of unit completion

**CALL DOCTOR [750969667]**

Electronically signed by: **Naomi W Muhia, NP on 06/17/18 1724** Status: **Discontinued**  
 Ordering user: Naomi W Muhia, NP 06/17/18 1724 Ordering provider: Naomi W Muhia, NP  
 Authorized by: Charu G Prakash, MD Ordering mode: Standard  
 Cosigning events  
 Electronically cosigned by Charu G Prakash, MD 06/18/18 0958 for Ordering  
 Quantity: 1 Instance released by: Amy Feltz, RN (auto-released) 6/17/2018 10:24 PM  
 Discontinued by: Automatic Discharge Provider 06/21/18 1558 [Patient Discharge]  
 Order comments: 1) Patient complains of chills, abdominal / flank pain. 2) Shortness of breath. 3) Chest pain. 4) Restlessness. 5) Infusion site pain. 6) Sudden changes in vital signs.

**NURSING COMMUNICATION [750969668]**

Electronically signed by: **Naomi W Muhia, NP on 06/17/18 1724** Status: **Completed**  
 Ordering user: Naomi W Muhia, NP 06/17/18 1724 Ordering provider: Naomi W Muhia, NP  
 Authorized by: Charu G Prakash, MD Ordering mode: Standard  
 Cosigning events  
 Electronically cosigned by Charu G Prakash, MD 06/18/18 0958 for Ordering  
 Quantity: 1 Instance released by: Amy Feltz, RN (auto-released) 6/17/2018 10:24 PM

**ASSESS [750969669]**

Electronically signed by: **Naomi W Muhia, NP on 06/17/18 1724** Status: **Completed**  
 Ordering user: Naomi W Muhia, NP 06/17/18 1724 Ordering provider: Naomi W Muhia, NP  
 Authorized by: Charu G Prakash, MD Ordering mode: Standard  
 Cosigning events  
 Electronically cosigned by Charu G Prakash, MD 06/18/18 0958 for Ordering  
 Quantity: 1 Instance released by: Amy Feltz, RN (auto-released) 6/17/2018 10:24 PM  
 Order comments: 1) Stop transfusion. Keep IV line open with normal saline at 20 ml/hr. 2) Complete transfusion reaction form. 3) Notify blood bank of reaction. 4) Draw blood for STAT hemoglobin, haptoglobin, LDH, indirect bilirubin and send to blood bank with blood products. 5) Contact ordering physician.



WS Kennestone Hospital  
677 Church Street  
Marietta GA 30060-1101  
Anesthesia Report

Maurice, Eugene George  
MRN: 561253820, DOB: 1/2/1949, Sex: M  
Adm: 6/17/2018, D/C: 6/21/2018

**Nursing - Orders and Results (continued)**

**NURSING COMMUNICATION [750969670]**

Electronically signed by: **Naomi W Muhia, NP on 06/17/18 1724** Status: **Discontinued**  
Ordering user: Naomi W Muhia, NP 06/17/18 1724 Ordering provider: Naomi W Muhia, NP  
Authorized by: Charu G Prakash, MD Ordering mode: Standard  
Cosigning events  
Electronically cosigned by Charu G Prakash, MD 06/18/18 0958 for Ordering  
Quantity: 1 Instance released by: Amy Feltz, RN (auto-released) 6/17/2018 10:24 PM  
Discontinued by: Automatic Discharge Provider 06/21/18 1558 [Patient Discharge]  
Order comments: RNs, please draw hemoglobin two hours post PRBCs transfusion.

**VERIFY INFORMED CONSENT [750969671]**

Electronically signed by: **Naomi W Muhia, NP on 06/17/18 1724** Status: **Completed**  
Ordering user: Naomi W Muhia, NP 06/17/18 1724 Ordering provider: Naomi W Muhia, NP  
Authorized by: Charu G Prakash, MD Ordering mode: Standard  
Cosigning events  
Electronically cosigned by Charu G Prakash, MD 06/18/18 0958 for Ordering  
Quantity: 1 Instance released by: Amy Feltz, RN (auto-released) 6/17/2018 10:24 PM  
Order comments: Blood Product Administration

**NURSING COMMUNICATION [751296216]**

Electronically signed by: **Grace S Kim, MD on 06/19/18 1042** Status: **Discontinued**  
Ordering user: Grace S Kim, MD 06/19/18 1042 Ordering provider: Grace S Kim, MD  
Authorized by: Grace S Kim, MD Ordering mode: Standard  
Quantity: 1 Instance released by: Pamela Y Mott, RN (auto-released) 6/19/2018 11:25 AM  
Discontinued by: Automatic Transfer Provider 06/19/18 1410 [Patient Transfer]  
Order comments: May be applied for temperature less than less than 36 °C (97 °F), or if patient is symptomatic. Core body temp equivalents (patients are hypothermic if temperature less than or equal to these readings): 1. Oral temperature equal to 35.8 °C (96.4 °F). (Temporal temperature equivalent to oral values if temporal thermometer is labeled Arterial/Oral). 2. Bladder temperature less than or equal to 36.3 °C (97.3 °F). 3. Axillary temperature equal to 34.5 °C (94.1 °F), PACU (only)

**NOTIFY PHYSICIAN (SPECIFY) [751296217]**

Electronically signed by: **Grace S Kim, MD on 06/19/18 1042** Status: **Discontinued**  
Ordering user: Grace S Kim, MD 06/19/18 1042 Ordering provider: Grace S Kim, MD  
Authorized by: Grace S Kim, MD Ordering mode: Standard  
Quantity: 1 Instance released by: Pamela Y Mott, RN (auto-released) 6/19/2018 11:25 AM  
Discontinued by: Automatic Transfer Provider 06/19/18 1410 [Patient Transfer]

**NOTIFY PHYSICIAN (SPECIFY) [751296218]**

Electronically signed by: **Grace S Kim, MD on 06/19/18 1042** Status: **Discontinued**  
Ordering user: Grace S Kim, MD 06/19/18 1042 Ordering provider: Grace S Kim, MD  
Authorized by: Grace S Kim, MD Ordering mode: Standard  
Quantity: 1 Instance released by: Pamela Y Mott, RN (auto-released) 6/19/2018 11:25 AM  
Discontinued by: Automatic Transfer Provider 06/19/18 1410 [Patient Transfer]  
Order comments: Call physician/surgeon if hemoglobin is less than 7.0

**NOTIFY PHYSICIAN (SPECIFY) [751296219]**

Electronically signed by: **Grace S Kim, MD on 06/19/18 1042** Status: **Discontinued**  
Ordering user: Grace S Kim, MD 06/19/18 1042 Ordering provider: Grace S Kim, MD  
Authorized by: Grace S Kim, MD Ordering mode: Standard  
Quantity: 1 Instance released by: Pamela Y Mott, RN (auto-released) 6/19/2018 11:25 AM  
Discontinued by: Automatic Transfer Provider 06/19/18 1410 [Patient Transfer]  
Order comments: For symptomatic bradycardia

**NOTIFY PHYSICIAN (SPECIFY) [751296220]**

Electronically signed by: **Grace S Kim, MD on 06/19/18 1042** Status: **Discontinued**  
Ordering user: Grace S Kim, MD 06/19/18 1042 Ordering provider: Grace S Kim, MD  
Authorized by: Grace S Kim, MD Ordering mode: Standard  
Quantity: 1 Instance released by: Pamela Y Mott, RN (auto-released) 6/19/2018 11:25 AM  
Discontinued by: Automatic Transfer Provider 06/19/18 1410 [Patient Transfer]  
Order comments: Notify physician for pulse less than 50 or greater than 120, respiratory rate less than 8 or greater than 25, temperature greater than 38.5, urinary output less than 30 mL/kg/hr, systolic BP less than 90 or greater than 160, diastolic BP less than 60 or greater than 100.

**VITAL SIGNS [751296221]**





WS Kennestone Hospital  
677 Church Street  
Marietta GA 30060-1101  
Anesthesia Report

Maurice, Eugene George  
MRN: 561253820, DOB: 1/2/1949, Sex: M  
Adm: 6/17/2018, D/C: 6/21/2018

**Nursing - Orders and Results (continued)**

**VITAL SIGNS [751296221] (continued)**

Electronically signed by: **Grace S Kim, MD on 06/19/18 1042** Status: **Discontinued**  
Ordering user: Grace S Kim, MD 06/19/18 1042 Ordering provider: Grace S Kim, MD  
Authorized by: Grace S Kim, MD Ordering mode: Standard  
Quantity: 1 Instance released by: Pamela Y Mott, RN (auto-released) 6/19/2018 11:25 AM  
Discontinued by: Automatic Transfer Provider 06/19/18 1410 [Patient Transfer]  
Order comments: To include continuous pulse oximetry and cardiac monitoring

**MAINTAIN IV ACCESS [751296223]**

Electronically signed by: **Grace S Kim, MD on 06/19/18 1042** Status: **Discontinued**  
Ordering user: Grace S Kim, MD 06/19/18 1042 Ordering provider: Grace S Kim, MD  
Authorized by: Grace S Kim, MD Ordering mode: Standard  
Quantity: 1 Instance released by: Pamela Y Mott, RN (auto-released) 6/19/2018 11:25 AM  
Discontinued by: Automatic Transfer Provider 06/19/18 1410 [Patient Transfer]

**NOTIFY PHYSICIAN (SPECIFY) [751296225]**

Electronically signed by: **Grace S Kim, MD on 06/19/18 1042** Status: **Discontinued**  
Ordering user: Grace S Kim, MD 06/19/18 1042 Ordering provider: Grace S Kim, MD  
Authorized by: Grace S Kim, MD Ordering mode: Standard  
Quantity: 1 Instance released by: Pamela Y Mott, RN (auto-released) 6/19/2018 11:25 AM  
Discontinued by: Automatic Transfer Provider 06/19/18 1410 [Patient Transfer]  
Order comments: Notify physician for pulse less than 60 or greater than 120, respiratory rate less than 12 or greater than 25, temperature greater than 38.5, urinary output less than 30 mL/kg/hr, systolic BP less than 90 or greater than 140, diastolic BP less than 60 or greater than 90

**VITAL SIGNS [751296226]**

Electronically signed by: **Grace S Kim, MD on 06/19/18 1042** Status: **Discontinued**  
Ordering user: Grace S Kim, MD 06/19/18 1042 Ordering provider: Grace S Kim, MD  
Authorized by: Grace S Kim, MD Ordering mode: Standard  
Quantity: 1 Instance released by: Pamela Y Mott, RN (auto-released) 6/19/2018 11:25 AM  
Discontinued by: Automatic Transfer Provider 06/19/18 1410 [Patient Transfer]

**NURSING COMMUNICATION [751296227]**

Electronically signed by: **Michelle M Lovett, NP on 06/18/18 1215** Status: **Discontinued**  
Ordering user: Michelle M Lovett, NP 06/18/18 1215 Ordering provider: Michelle M Lovett, NP  
Authorized by: Aasim M Sheikh, MD Ordering mode: Standard  
Cosigning events Instance released by: Pamela Y Mott, RN (auto-released) 6/19/2018 11:25 AM  
Electronically cosigned by Aasim M Sheikh, MD 06/19/18 2354 for Ordering  
Quantity: 1  
Discontinued by: Automatic Transfer Provider 06/19/18 1410 [Patient Transfer]

**NURSING COMMUNICATION [751296228]**

Electronically signed by: **Michelle M Lovett, NP on 06/18/18 1215** Status: **Discontinued**  
Ordering user: Michelle M Lovett, NP 06/18/18 1215 Ordering provider: Michelle M Lovett, NP  
Authorized by: Aasim M Sheikh, MD Ordering mode: Standard  
Cosigning events Instance released by: Pamela Y Mott, RN (auto-released) 6/19/2018 11:25 AM  
Electronically cosigned by Aasim M Sheikh, MD 06/19/18 2354 for Ordering  
Quantity: 1  
Discontinued by: Automatic Transfer Provider 06/19/18 1410 [Patient Transfer]  
Order comments: This was discussed with the patient and/or patient representative.

**NURSING COMMUNICATION [751296229]**

Electronically signed by: **Michelle M Lovett, NP on 06/18/18 1215** Status: **Discontinued**  
Ordering user: Michelle M Lovett, NP 06/18/18 1215 Ordering provider: Michelle M Lovett, NP  
Authorized by: Aasim M Sheikh, MD Ordering mode: Standard  
Cosigning events Instance released by: Pamela Y Mott, RN (auto-released) 6/19/2018 11:25 AM  
Electronically cosigned by Aasim M Sheikh, MD 06/19/18 2354 for Ordering  
Quantity: 1  
Discontinued by: Automatic Transfer Provider 06/19/18 1410 [Patient Transfer]  
Order comments: Nurse to check with primary physician for diabetic medication adjustment.

**NURSING COMMUNICATION [751296230]**

Electronically signed by: **Michelle M Lovett, NP on 06/18/18 1215** Status: **Discontinued**



WS Kennestone Hospital  
677 Church Street  
Marietta GA 30060-1101  
Anesthesia Report

Maurice, Eugene George  
MRN: 561253820, DOB: 1/2/1949, Sex: M  
Adm: 6/17/2018, D/C: 6/21/2018

**Nursing - Orders and Results (continued)**

**NURSING COMMUNICATION [751296230] (continued)**

|  |  |
|--|--|
| Ordering user: Michelle M Lovett, NP 06/18/18 1215   | Ordering provider: Michelle M Lovett, NP                                   |
| Authorized by: Aasim M Sheikh, MD  | Ordering mode: Standard  |
| Cosigning events   |  |
| Electronically cosigned by Aasim M Sheikh, MD 06/19/18 2354 for Ordering   |  |
| Quantity: 1  | Instance released by: Pamela Y Mott, RN (auto-released) 6/19/2018 11:25 AM |
| Discontinued by: Automatic Transfer Provider 06/19/18 1410 [Patient Transfer]  |  |
| Order comments: 1) Nurse to verify the following labs are available PRE-PROCEDURE: CBC, INR (if on coumadin), potassium 2) Call surgeon with abnormal results. |  |

**NURSING COMMUNICATION [751296231]**

|   |  |
|---|--|
| Electronically signed by: <b>Michelle M Lovett, NP on 06/18/18 1215</b>   | Status: <b>Discontinued</b>  |
| Ordering user: Michelle M Lovett, NP 06/18/18 1215  | Ordering provider: Michelle M Lovett, NP                                   |
| Authorized by: Aasim M Sheikh, MD   | Ordering mode: Standard  |
| Cosigning events  |  |
| Electronically cosigned by Aasim M Sheikh, MD 06/19/18 2354 for Ordering  |  |
| Quantity: 1   | Instance released by: Pamela Y Mott, RN (auto-released) 6/19/2018 11:25 AM |
| Discontinued by: Automatic Transfer Provider 06/19/18 1410 [Patient Transfer]   |  |
| Order comments: Patient to discontinue aspirin and Plavix 5-7 days, COUMADIN/warfarin 3-5 days, Lovenox 12 hours, and Heparin 4 hours prior to scheduled invasive-type Medical Imaging exam. If patient is taking COUMADIN/warfarin within 72 hours of exam, have INR drawn prior to appointment. |  |

**VERIFY INFORMED CONSENT [751296232]**

|   |  |
|---|--|
| Electronically signed by: <b>Michelle M Lovett, NP on 06/18/18 1215</b>       | Status: <b>Discontinued</b>  |
| Ordering user: Michelle M Lovett, NP 06/18/18 1215                            | Ordering provider: Michelle M Lovett, NP                                   |
| Authorized by: Aasim M Sheikh, MD   | Ordering mode: Standard  |
| Cosigning events  |  |
| Electronically cosigned by Aasim M Sheikh, MD 06/19/18 2354 for Ordering      |  |
| Quantity: 1   | Instance released by: Pamela Y Mott, RN (auto-released) 6/19/2018 11:25 AM |
| Discontinued by: Automatic Transfer Provider 06/19/18 1410 [Patient Transfer] |  |

**MAINTAIN IV ACCESS [751296234]**

|   |  |
|---|--|
| Electronically signed by: <b>Michelle M Lovett, NP on 06/18/18 1215</b>       | Status: <b>Discontinued</b>  |
| Ordering user: Michelle M Lovett, NP 06/18/18 1215                            | Ordering provider: Michelle M Lovett, NP                                   |
| Authorized by: Aasim M Sheikh, MD   | Ordering mode: Standard  |
| Cosigning events  |  |
| Electronically cosigned by Aasim M Sheikh, MD 06/19/18 2354 for Ordering      |  |
| Quantity: 1   | Instance released by: Pamela Y Mott, RN (auto-released) 6/19/2018 11:25 AM |
| Discontinued by: Automatic Transfer Provider 06/19/18 1410 [Patient Transfer] |  |

**Code Status - Orders and Results**

**FULL CODE [750942930]**

|   |   |
|---|---|
| Electronically signed by: <b>Naomi W Muhia, NP on 06/17/18 1719</b>       | Status: <b>Discontinued</b>   |
| Ordering user: Naomi W Muhia, NP 06/17/18 1719                            | Ordering provider: Naomi W Muhia, NP  |
| Authorized by: Charu G Prakash, MD  | Ordering mode: Standard   |
| Cosigning events  |   |
| Electronically cosigned by Charu G Prakash, MD 06/18/18 0958 for Ordering |   |
| Quantity: 1   | Code status: Full Code  |
| Instance released by: Amy Feltz, RN (auto-released) 6/17/2018 10:24 PM    | Discontinued by: Automatic Discharge Provider 06/21/18 1558 [Patient Discharge] |

**Consult - Orders and Results**

**CONSULT TO MEDICATION HISTORY SPECIALIST [750930117]**

|   |   |
|---|---|
| Electronically signed by: <b>Naomi W Muhia, NP on 06/17/18 1642</b>       | Status: <b>Completed</b>  |
| Ordering user: Naomi W Muhia, NP 06/17/18 1642                            | Ordering provider: Naomi W Muhia, NP                                      |
| Authorized by: Charu G Prakash, MD  | Ordering mode: Standard   |
| Cosigning events  |   |
| Electronically cosigned by Charu G Prakash, MD 06/18/18 0958 for Ordering |   |
| Quantity: 1   | Instance released by: Naomi W Muhia, NP (auto-released) 6/17/2018 4:42 PM |

**Questionnaire**

| Question            | Answer                  |
|---------------------|-------------------------|
| Reason for Consult? | Med Hx Intake w/Patient |
| Consult Tracking:   | Consult Completed       |





WS Kennestone Hospital  
677 Church Street  
Marietta GA 30060-1101  
Anesthesia Report

Maurice, Eugene George  
MRN: 561253820, DOB: 1/2/1949, Sex: M  
Adm: 6/17/2018, D/C: 6/21/2018

**Consult - Orders and Results (continued)**

**CONSULT TO MEDICATION HISTORY SPECIALIST [750930117] (continued)**

**IP CONSULT TO CARDIOLOGY [750942937]**

Electronically signed by: **Naomi W Muhia, NP on 06/17/18 1719**  
Ordering user: Naomi W Muhia, NP 06/17/18 1719  
Authorized by: Charu G Prakash, MD  
Cosigning events  
Electronically cosigned by Charu G Prakash, MD 06/18/18 0958 for Ordering  
Quantity: 1

Ordering provider: Naomi W Muhia, NP  
Ordering mode: Standard

Status: **Completed**

Instance released by: Amy Feltz, RN (auto-released) 6/17/2018 10:24 PM

**Questionnaire**

| Question                           | Answer            |
|------------------------------------|-------------------|
| Reason for Consult?                | elevated Troponin |
| Did you contact the consulting MD? | Yes               |

**IP CONSULT TO GASTROENTEROLOGY [750942938]**

Electronically signed by: **Naomi W Muhia, NP on 06/17/18 1719**  
Ordering user: Naomi W Muhia, NP 06/17/18 1719  
Authorized by: Charu G Prakash, MD  
Cosigning events  
Electronically cosigned by Charu G Prakash, MD 06/18/18 0958 for Ordering  
Quantity: 1  
Discontinued by: Monique Walcott V, MD 06/18/18 0744

Ordering provider: Naomi W Muhia, NP  
Ordering mode: Standard

Status: **Discontinued**

Instance released by: Amy Feltz, RN (auto-released) 6/17/2018 10:24 PM

**Questionnaire**

| Question                           | Answer   |
|------------------------------------|----------|
| Reason for Consult?                | GI bleed |
| Did you contact the consulting MD? | No       |

**IP CONSULT TO DIABETES EDUCATOR [750969665]**

Electronically signed by: **Naomi W Muhia, NP on 06/17/18 1721**  
Ordering user: Naomi W Muhia, NP 06/17/18 1721  
Authorized by: Charu G Prakash, MD  
Cosigning events  
Electronically cosigned by Charu G Prakash, MD 06/18/18 0958 for Ordering  
Quantity: 1  
Discontinued by: Automatic Discharge Provider 06/21/18 1558 [Patient Discharge]

Ordering provider: Naomi W Muhia, NP  
Ordering mode: Standard

Status: **Discontinued**

Instance released by: Amy Feltz, RN (auto-released) 6/17/2018 10:24 PM

**Questionnaire**

| Question             | Answer                             |
|----------------------|------------------------------------|
| Reason for Consult ? | Needs Basic Self Management Skills |

**IP CONSULT TO CARE COORDINATOR [750969687]**

Electronically signed by: **Charu G Prakash, MD on 07/05/18 1310**  
Mode: Ordering in Per protocol: cosign required mode  
Ordering user: Renata Marques-Bryant, RN 06/18/18 0137  
Authorized by: Charu G Prakash, MD  
Cosigning events  
Electronically cosigned by Charu G Prakash, MD 06/18/18 0958 for Ordering  
Quantity: 1  
Discontinued by: Automatic Discharge Provider 06/21/18 1558 [Patient Discharge]

Communicated by: Renata Marques-Bryant, RN  
Ordering provider: Charu G Prakash, MD  
Ordering mode: Per protocol: cosign required

Status: **Discontinued**

Instance released by: Renata Marques-Bryant, RN (auto-released) 6/18/2018 1:37 AM

**Questionnaire**

| Question            | Answer             |
|---------------------|--------------------|
| Reason for Consult? | Discharge Planning |

**IP CONSULT TO CARE COORDINATOR [750969688]**

Electronically signed by: **Charu G Prakash, MD on 07/05/18 1310**  
Mode: Ordering in Per protocol: cosign required mode  
Ordering user: Renata Marques-Bryant, RN 06/18/18 0137

Communicated by: Renata Marques-Bryant, RN  
Ordering provider: Charu G Prakash, MD

Status: **Discontinued**



WS Kennestone Hospital  
677 Church Street  
Marietta GA 30060-1101  
Anesthesia Report

Maurice, Eugene George  
MRN: 561253820, DOB: 1/2/1949, Sex: M  
Adm: 6/17/2018, D/C: 6/21/2018

**Consult - Orders and Results (continued)**

**IP CONSULT TO CARE COORDINATOR [750969688] (continued)**

Authorized by: Charu G Prakash, MD  
Ordering mode: Per protocol: cosign required  
Cosigning events  
Electronically cosigned by Charu G Prakash, MD 06/18/18 0958 for Ordering  
Quantity: 1  
Instance released by: Renata Marques-Bryant, RN (auto-released) 6/18/2018 1:37 AM  
Discontinued by: Automatic Discharge Provider 06/21/18 1558 [Patient Discharge]

**Questionnaire**

| Question            | Answer             |
|---------------------|--------------------|
| Reason for Consult? | Discharge Planning |

**IP CONSULT TO GASTROENTEROLOGY [750969695]**

Electronically signed by: **Monique Walcott V, MD on 06/18/18 0744** Status: **Completed**  
Ordering user: Monique Walcott V, MD 06/18/18 0744  
Authorized by: Monique Walcott V, MD  
Quantity: 1  
Ordering provider: Monique Walcott V, MD  
Ordering mode: Standard  
Instance released by: Monique Walcott V, MD (auto-released) 6/18/2018 7:44 AM

**Questionnaire**

| Question                           | Answer                    |
|------------------------------------|---------------------------|
| Reason for Consult?                | GI bleed                  |
| Did you contact the consulting MD? | No                        |
| Group Preference?                  | GI Specialist - Dr Sheikh |

**IP CONSULT TO ELECTROPHYSIOLOGY [750969698]**

Electronically signed by: **Dhaval G Patel, MD on 06/18/18 0825** Status: **Completed**  
Ordering user: Dhaval G Patel, MD 06/18/18 0825  
Authorized by: Dhaval G Patel, MD  
Quantity: 1  
Ordering provider: Dhaval G Patel, MD  
Ordering mode: Standard  
Instance released by: Dhaval G Patel, MD (auto-released) 6/18/2018 8:25 AM

**Questionnaire**

| Question                           | Answer  |
|------------------------------------|---|
| Reason for Consult?                | sotalol rx in setting of Cr 1.98 and bradycardia - ? other AAD rx |
| Did you contact the consulting MD? | No  |

**IP CONSULT TO ENT [751503297]**

Electronically signed by: **Dhaval G Patel, MD on 06/20/18 0906** Status: **Completed**  
Ordering user: Dhaval G Patel, MD 06/20/18 0906  
Authorized by: Dhaval G Patel, MD  
Quantity: 1  
Ordering provider: Dhaval G Patel, MD  
Ordering mode: Standard  
Instance released by: Dhaval G Patel, MD (auto-released) 6/20/2018 9:06 AM

**Questionnaire**

| Question                           | Answer  |
|------------------------------------|---|
| Reason for Consult?                | Episaxis - severe anemia; requires long term AC |
| Did you contact the consulting MD? | No  |
| Group Preference?                  | Dr. Parks, etc                                  |
| Name of Person spoke with:         | Perfect Served                                  |
| Date:                              | 6/20/2018                                       |
| Time:                              | 4:27 PM   |

Order comments: Consult to WellStar ENT ordered by Cardiovascular Medicine. Consult request sent through Perfect Serve 6/20/18 @ 16:27-Dr. Timothy Wong on-call for WellStar ENT.

**Point of Care Testing - Orders and Results**

**POCT OCCULT BLOOD STOOL-SCREEN [750930087]**

Electronically signed by: **Douglas E Krug, MD on 06/17/18 1606** Status: **Completed**  
Ordering user: Douglas E Krug, MD 06/17/18 1606  
Authorized by: Douglas E Krug, MD  
Quantity: 1  
Ordering provider: Douglas E Krug, MD  
Ordering mode: Standard  
Lab status: Final result  
Instance released by: Douglas E Krug, MD (auto-released) 6/17/2018 4:06 PM

**Specimen Information**



WS Kennestone Hospital  
677 Church Street  
Marietta GA 30060-1101  
Anesthesia Report

Maurice, Eugene George  
MRN: 561253820, DOB: 1/2/1949, Sex: M  
Adm: 6/17/2018, D/C: 6/21/2018

**Point of Care Testing - Orders and Results (continued)**

**POCT OCCULT BLOOD STOOL-SCREEN [750930087] (continued)**

| Type  | Source | Collected By                  |
|-------|--------|-------------------------------|
| Stool | —      | KRUG, DOUGLAS E 06/17/18 1607 |

**POCT OCCULT BLOOD STOOL-SCREEN [750930087] (Abnormal)**

Resulted: 06/17/18 1607, Result status: Final result

Ordering provider: Douglas E Krug, MD 06/17/18 1606  
Filed by: Douglas E Krug, MD 06/17/18 1608  
Result details

Order status: Completed  
Resulting lab: WELLSTAR

**Specimen Information**

| Type  | Source | Collected By                  |
|-------|--------|-------------------------------|
| Stool | —      | KRUG, DOUGLAS E 06/17/18 1607 |

**Components**

| Component                             | Value      | Reference Range | Flag | Lab      |
|---------------------------------------|------------|-----------------|------|----------|
| Fecal Occult Blood                    | Positive   | Negative        | A †  | Wellstar |
| FOB Positive Control Blue Check       | Yes        | Yes             | —    | Wellstar |
| FOB Negative Control Background Clear | Yes        | Yes             | —    | Wellstar |
| FOB Lot Number                        | 119        | —               | —    | Wellstar |
| FOB Expiration Date                   | 10/31/2018 | mm/dd/yyyy      | —    | Wellstar |
| Employee ID                           | 22806      | —               | —    | Wellstar |

**POCT GLUCOSE [750942895]**

Electronically signed by: **Naomi W Muhia, NP on 06/17/18 1721**

Status: **Discontinued**

Ordering user: Naomi W Muhia, NP 06/17/18 1721

Ordering provider: Naomi W Muhia, NP

Authorized by: Sohail Asfandiyar, MD

Ordering mode: Standard

Cosigning events

Electronically cosigned by Charu G Prakash, MD 06/18/18 0958 for Ordering

Frequency: STAT PRN 06/17/18 2224 - Until Specified

Quantity: 1

Released by: Amy Feltz, RN 06/17/18 2224

Discontinued by: Samina Fakh, MD 06/20/18 1054

Acknowledged: Renata Marques-Bryant, RN 06/17/18 2233 for Placing Order Janet Ian, RN 06/19/18 1411 for Placing Order Morgan Stull, RN 06/20/18 1358 for D/C Order

Order comments: Check blood glucose STAT if patient exhibits any symptom of hypoglycemia that may include sweating, headache, increased HR, blurred vision, hunger, lethargy, confusion, increased or decreased BP, nausea or nervousness.

**Ordering & Authorizing Provider Audit Trail**

| Date/Time     | Ordering provider | Authorizing Provider  | User                |
|---------------|-------------------|-----------------------|---------------------|
| 06/20/18 1054 | Samina Fakh, MD   | Samina Fakh, MD       | Carrie E Walker, NP |
| 06/19/18 1411 | Naomi W Muhia, NP | Sohail Asfandiyar, MD | Janet Ian, RN       |
| 06/17/18 2224 | Naomi W Muhia, NP | Charu G Prakash, MD   | Amy Feltz, RN       |
| 06/17/18 1721 | Naomi W Muhia, NP | Charu G Prakash, MD   | Naomi W Muhia, NP   |

**ECG - Orders and Results**

**EKG, 12-LEAD [750930075]**

Electronically signed by: **Diana Wambui on 06/17/18 1507**

Status: **Completed**

Ordering user: Diana Wambui 06/17/18 1507

Ordering provider: Douglas E Krug, MD

Authorized by: Douglas E Krug, MD

Ordering mode: Per Written Order

Quantity: 1

Lab status: Final result

Instance released by: Diana Wambui (auto-released) 6/17/2018 3:07 PM

**Questionnaire**

| Question                         | Answer     |
|----------------------------------|------------|
| Reason for Exam:                 | Chest pain |
| What time was the EKG completed? | 2:47 PM    |

Order comments: EKG ALREADY DONE

**Specimen Information**

| Type | Source | Collected By  |
|------|--------|---------------|
| —    | —      | 06/17/18 1447 |





WS Kennestone Hospital  
677 Church Street  
Marietta GA 30060-1101  
Anesthesia Report

Maurice, Eugene George  
MRN: 561253820, DOB: 1/2/1949, Sex: M  
Adm: 6/17/2018, D/C: 6/21/2018

**ECG - Orders and Results (continued)**

**EKG, 12-LEAD [750930075] (continued)**

**EKG, 12-LEAD [750930075]**

Resulted: 06/17/18 1537, Result status: Final result

Ordering provider: Douglas E Krug, MD 06/17/18 1507  
Resulted by: Sarita Kansal, MD  
Resulting lab: MUSE  
External ID: 1447587  
Impression:  
SINUS BRADYCARDIA  
LEFT AXIS DEVIATION  
NON-SPECIFIC INTRA-VENTRICULAR CONDUCTION BLOCK  
T WAVE ABNORMALITY, CONSIDER INFERIOR ISCHEMIA  
T WAVE ABNORMALITY, CONSIDER ANTEROLATERAL ISCHEMIA  
ABNORMAL ECG  
WHEN COMPARED WITH ECG OF 01-NOV-2017 07:25,  
T WAVE INVERSION NOW EVIDENT IN ANTEROLATERAL LEADS  
QT HAS LENGTHENED  
CONFIRMED BY KANSAL MD, SARITA (1032) ON 6/17/2018 3:37:03 PM

Order status: Completed  
Filed by: Interface, Muse 06/17/18 1537  
Lab Technician: 53526  
Result details

**Specimen Information**

| Type | Source | Collected By  |
|------|--------|---------------|
|      |        | 06/17/18 1447 |

**Components**

| Component       | Value | Reference Range | Flag | Lab  |
|-----------------|-------|-----------------|------|------|
| VENT RATE       | 55    | BPM             | ---  | Muse |
| Atrial Rate     | 55    | BPM             | ---  | Muse |
| PR Interval     | 178   | MS              | ---  | Muse |
| QRS Duration    | 140   | MS              | ---  | Muse |
| QT Interval     | 530   | MS              | ---  | Muse |
| QTC Calculation | 507   | MS              | ---  | Muse |
| P Axis          | 54    | DEGREES         | ---  | Muse |
| R Axis          | -43   | DEGREES         | ---  | Muse |
| T Wave Axis     | 175   | DEGREES         | ---  | Muse |

View Image (below)

**Microbiology - Orders and Results**

**CULTURE,BLOOD [750930107]**

Electronically signed by: Douglas E Krug, MD on 06/17/18 1613  
Ordering user: Douglas E Krug, MD 06/17/18 1613  
Authorized by: Douglas E Krug, MD  
Quantity: 1  
Instance released by: Douglas E Krug, MD (auto-released) 6/17/2018 4:13 PM

Ordering provider: Douglas E Krug, MD  
Ordering mode: Standard  
Lab status: Final result

Status: Completed

**Specimen Information**

| Type  | Source | Collected By      |
|-------|--------|-------------------|
| Other | Blood  | 125 06/17/18 1630 |

**CULTURE,BLOOD [750930107]**

Resulted: 06/22/18 0821, Result status: Final result

Ordering provider: Douglas E Krug, MD 06/17/18 1613  
Filed by: Interface, Lab In Sunquest 06/22/18 0822  
External ID: X13473155  
Acknowledged by: Samina Fakhr, MD on 06/22/18 0904

Order status: Completed  
Resulting lab: WS KENNESTONE HOSPITAL LAB  
Result details

**Specimen Information**

| Type  | Source | Collected By      |
|-------|--------|-------------------|
| Other | Blood  | 125 06/17/18 1630 |

**Components**



WS Kennestone Hospital  
677 Church Street  
Marietta GA 30060-1101  
Anesthesia Report

Maurice, Eugene George  
MRN: 561253820, DOB: 1/2/1949, Sex: M  
Adm: 6/17/2018, D/C: 6/21/2018

**Microbiology - Orders and Results (continued)**

| Component       | Value   | Reference Range | Flag | Lab   |
|-----------------|---|-----------------|------|-------|
| SOURCE          | BLOOD   | ---             | ---  | KHLAB |
| SPECIAL REQUEST | NONE  | ---             | ---  | KHLAB |
| Culture         | NO GROWTH<br>OF BACTERIA<br>OR YEAST DAY<br>5 | ---             | ---  | KHLAB |

**CULTURE,BLOOD [750930108]**

Electronically signed by: **Douglas E Krug, MD on 06/17/18 1613** Status: **Completed**  
 Ordering user: Douglas E Krug, MD 06/17/18 1613  
 Authorized by: Douglas E Krug, MD  
 Quantity: 1  
 Instance released by: Douglas E Krug, MD (auto-released) 6/17/2018 4:13 PM  
 Ordering provider: Douglas E Krug, MD  
 Ordering mode: Standard  
 Lab status: Final result

**Specimen Information**

| Type  | Source | Collected By        |
|-------|--------|---------------------|
| Other | Blood  | 36863 06/17/18 1637 |

**CULTURE,BLOOD [750930108]**

Resulted: 06/22/18 0821, Result status: Final result

Ordering provider: Douglas E Krug, MD 06/17/18 1613  
 Filed by: Interface, Lab In Sunquest 06/22/18 0822  
 External ID: X13473157  
 Acknowledged by: Samina Fakhr, MD on 06/22/18 0904  
 Order status: Completed  
 Resulting lab: WS KENNESTONE HOSPITAL LAB  
 Result details

**Specimen Information**

| Type  | Source | Collected By        |
|-------|--------|---------------------|
| Other | Blood  | 36863 06/17/18 1637 |

**Components**

| Component       | Value   | Reference Range | Flag | Lab   |
|-----------------|---|-----------------|------|-------|
| SOURCE          | BLOOD   | ---             | ---  | KHLAB |
| SPECIAL REQUEST | NONE  | ---             | ---  | KHLAB |
| Culture         | NO GROWTH<br>OF BACTERIA<br>OR YEAST DAY<br>5 | ---             | ---  | KHLAB |

**CULTURE,URINE,CLEAN CATCH [750930115]**

Electronically signed by: **Naomi W Muhia, NP on 06/17/18 1639** Status: **Completed**  
 Ordering user: Naomi W Muhia, NP 06/17/18 1639  
 Authorized by: Charu G Prakash, MD  
 Cosigning events  
 Electronically cosigned by Charu G Prakash, MD 06/18/18 0958 for Ordering  
 Quantity: 1  
 Instance released by: Naomi W Muhia, NP (auto-released) 6/17/2018 4:39 PM  
 Ordering provider: Naomi W Muhia, NP  
 Ordering mode: Standard  
 Lab status: Final result

**Specimen Information**

| Type  | Source             | Collected By      |
|-------|--------------------|-------------------|
| Other | Urine, Clean Catch | 125 06/17/18 1640 |

**CULTURE,URINE,CLEAN CATCH [750930115]**

Resulted: 06/19/18 0613, Result status: Final result

Ordering provider: Naomi W Muhia, NP 06/17/18 1639  
 Filed by: Interface, Lab In Sunquest 06/19/18 0613  
 External ID: X13473416  
 Order status: Completed  
 Resulting lab: WS KENNESTONE HOSPITAL LAB  
 Result details

**Specimen Information**

| Type  | Source             | Collected By      |
|-------|--------------------|-------------------|
| Other | Urine, Clean Catch | 125 06/17/18 1640 |





WS Kennestone Hospital  
677 Church Street  
Marietta GA 30060-1101  
Anesthesia Report

Maurice, Eugene George  
MRN: 561253820, DOB: 1/2/1949, Sex: M  
Adm: 6/17/2018, D/C: 6/21/2018

**Microbiology - Orders and Results (continued)**

**Components**

| Component       | Value                      | Reference Range | Flag | Lab   |
|-----------------|----------------------------|-----------------|------|-------|
| SOURCE          | URINE, CLEAN CATCH         | —               | —    | KHLAB |
| SPECIAL REQUEST | NONE                       | —               | —    | KHLAB |
| Culture         | NO GROWTH LESS THAN 24 HRS | —               | —    | KHLAB |

**CULTURE,BLOOD [750969655]**

Electronically signed by: **Naomi W Muhia, NP on 06/17/18 1719** Status: **Discontinued**  
 Ordering user: Naomi W Muhia, NP 06/17/18 1719 Ordering provider: Naomi W Muhia, NP  
 Authorized by: Charu G Prakash, MD Ordering mode: Standard  
 Cosigning events  
 Electronically cosigned by Charu G Prakash, MD 06/18/18 0958 for Ordering  
 Quantity: 1 Instance released by: Amy Feltz, RN (auto-released) 6/17/2018 10:24 PM  
 Discontinued by: Interface, Lab In Sunquest 06/18/18 1422 [Duplicate Order (DUPLICATE REQUEST)]

**Specimen Information**

| Type  | Source | Collected By  |
|-------|--------|---------------|
| Other | Blood  | 06/17/18 2225 |

**CULTURE,BLOOD [750969656]**

Electronically signed by: **Naomi W Muhia, NP on 06/17/18 1719** Status: **Discontinued**  
 Ordering user: Naomi W Muhia, NP 06/17/18 1719 Ordering provider: Naomi W Muhia, NP  
 Authorized by: Charu G Prakash, MD Ordering mode: Standard  
 Cosigning events  
 Electronically cosigned by Charu G Prakash, MD 06/18/18 0958 for Ordering  
 Quantity: 1 Instance released by: Amy Feltz, RN (auto-released) 6/17/2018 10:24 PM  
 Discontinued by: Interface, Lab In Sunquest 06/18/18 1422 [Duplicate Order (DUPLICATE REQUEST)]

**Specimen Information**

| Type  | Source | Collected By  |
|-------|--------|---------------|
| Other | Blood  | 06/17/18 2230 |

**CULTURE,URINE,CLEAN CATCH [750969658]**

Electronically signed by: **Naomi W Muhia, NP on 06/17/18 1719** Status: **Completed**  
 Ordering user: Naomi W Muhia, NP 06/17/18 1719 Ordering provider: Naomi W Muhia, NP  
 Authorized by: Charu G Prakash, MD Ordering mode: Standard  
 Cosigning events  
 Electronically cosigned by Charu G Prakash, MD 06/18/18 0958 for Ordering  
 Quantity: 1 Lab status: Final result  
 Instance released by: Amy Feltz, RN (auto-released) 6/17/2018 10:24 PM

**Specimen Information**

| Type  | Source             | Collected By        |
|-------|--------------------|---------------------|
| Other | Urine, Clean Catch | 63501 06/18/18 0100 |

**CULTURE,URINE,CLEAN CATCH [750969658]**

Resulted: 06/19/18 0625, Result status: Final result

Ordering provider: Naomi W Muhia, NP 06/17/18 2224 Order status: Completed  
 Filed by: Interface, Lab In Sunquest 06/19/18 0626 Resulting lab: WS KENNESTONE HOSPITAL LAB  
 External ID: X13475998 Result details

**Specimen Information**

| Type  | Source             | Collected By        |
|-------|--------------------|---------------------|
| Other | Urine, Clean Catch | 63501 06/18/18 0100 |

**Components**

| Component | Value              | Reference Range | Flag | Lab   |
|-----------|--------------------|-----------------|------|-------|
| SOURCE    | URINE, CLEAN CATCH | —               | —    | KHLAB |



WS Kennestone Hospital  
677 Church Street  
Marietta GA 30060-1101  
Anesthesia Report

Maurice, Eugene George  
MRN: 561253820, DOB: 1/2/1949, Sex: M  
Adm: 6/17/2018, D/C: 6/21/2018

**Microbiology - Orders and Results (continued)**

|                 |           |   |   |       |
|-----------------|-----------|---|---|-------|
| SPECIAL REQUEST | NONE      | — | — | KHLAB |
| Culture         | NO GROWTH | — | — | KHLAB |

**Blood Bank - Orders and Results**

**TYPE AND SCREEN\* [749935531]**

Electronically signed by: **Douglas E Krug, MD on 06/17/18 1505**  
Ordering user: Douglas E Krug, MD 06/17/18 1505  
Authorized by: Douglas E Krug, MD  
Quantity: 1  
Instance released by: Douglas E Krug, MD (auto-released) 6/17/2018 3:06 PM

Ordering provider: Douglas E Krug, MD  
Ordering mode: Standard  
Lab status: Final result

Status: **Completed**

**Specimen Information**

| Type | Source | Collected By        |
|------|--------|---------------------|
| —    | Blood  | 54558 06/17/18 1514 |

**TYPE AND SCREEN\* [749935531]**

Resulted: 06/19/18 0824, Result status: Final result

Ordering provider: Douglas E Krug, MD 06/17/18 1506  
Filed by: Interface, Lab In Sunquest 06/19/18 0824  
External ID: X13472628

Order status: Completed  
Resulting lab: WS KENNESTONE HOSPITAL LAB  
Result details

**Specimen Information**

| Type | Source | Collected By        |
|------|--------|---------------------|
| —    | Blood  | 54558 06/17/18 1514 |

**Components**

| Component                 | Value   | Reference Range | Flag | Lab   |
|---------------------------|---|-----------------|------|-------|
| Ordered Product Component | RED CELLS   | —               | —    | KHLAB |
| UNITS ORDERED             | 3   | —               | —    | KHLAB |
| ABO/RH(D)                 | O POSITIVE  | —               | —    | KHLAB |
| ANTIBODY SCREEN           | NEGATIVE  | —               | —    | KHLAB |
| ARM BAND NUMBER           | R90803  | —               | —    | KHLAB |
| BLOOD BANK COMMENT        | BLOOD PRODUCTS AVAILABLE AND CALLED TO                | —               | —    | KHLAB |
| BLOOD BANK COMMENT        | BRIAN AT 1700 ON 6/17/18                              | —               | —    | KHLAB |
| Unit Number               | W200318246426   | —               | —    | KHLAB |
| BLOOD COMPONENT TYPE      | AS-1 RED BLOOD CELLS, LEUKOCYTES REDUCED (FILTRATION) | —               | —    | KHLAB |
| UNIT DIVISION             | 00  | —               | —    | KHLAB |
| STATUS OF UNIT            | ISSUED,FINAL  | —               | —    | KHLAB |
| Comment:                  | ISSUED FINAL 20180617 1709                            |                 |      |       |
| TRANSFUSION STATUS        | OK TO TRANSFUSE                                       | —               | —    | KHLAB |
| CROSSMATCH RESULT         | Compatible  | —               | —    | KHLAB |
| Unit Number               | W208418565987   | —               | —    | KHLAB |
| BLOOD COMPONENT TYPE      | AS-1 RED BLOOD CELLS, LEUKOCYTES REDUCED (FILTRATION) | —               | —    | KHLAB |
| UNIT DIVISION             | 00  | —               | —    | KHLAB |
| STATUS OF UNIT            | ISSUED,FINAL  | —               | —    | KHLAB |
| Comment:                  | ISSUED FINAL 20180618 0003                            |                 |      |       |
| TRANSFUSION STATUS        | OK TO TRANSFUSE                                       | —               | —    | KHLAB |
| CROSSMATCH RESULT         | Compatible  | —               | —    | KHLAB |



WS Kennestone Hospital  
677 Church Street  
Marietta GA 30060-1101  
Anesthesia Report

Maurice, Eugene George  
MRN: 561253820, DOB: 1/2/1949, Sex: M  
Adm: 6/17/2018, D/C: 6/21/2018

**Blood Bank - Orders and Results (continued)**

|                                     |   |     |     |       |
|-------------------------------------|---|-----|-----|-------|
| Unit Number                         | W20061801496<br>4   | —   | —   | KHLAB |
| BLOOD COMPONENT TYPE                | AS-1 RED<br>BLOOD CELLS,<br>LEUKOCYTES<br>REDUCED<br>(FILTRATION) | --- | --- | KHLAB |
| UNIT DIVISION                       | 00  | --- | --- | KHLAB |
| STATUS OF UNIT                      | ISSUED,FINAL  | --- | --- | KHLAB |
| Comment: ISSUED FINAL 20180618 0003 |   |     |     |       |
| TRANSFUSION STATUS                  | OK TO<br>TRANSFUSE  | --- | --- | KHLAB |
| CROSSMATCH RESULT                   | Compatible  | --- | --- | KHLAB |

**PREPARE RBC [750930098]**

Electronically signed by: **Douglas E Krug, MD on 06/17/18 1611**  
Ordering user: Douglas E Krug, MD 06/17/18 1611  
Authorized by: Douglas E Krug, MD  
Quantity: 1  
Instance released by: Douglas E Krug, MD (auto-released) 6/17/2018 4:11 PM

Ordering provider: Douglas E Krug, MD  
Ordering mode: Standard  
Lab status: Final result

Status: **Completed**

**Questionnaire**

| Question   | Answer                     |
|--|----------------------------|
| Number of leukoreduced units of RBC's                    | 1                          |
| Transfusion Indications                                  | Hgb < 7                    |
| Has consent been obtained?                               | Designated staff to obtain |
| Has the patient been transfused within the past 90 days? | No                         |

**Specimen Information**

| Type | Source | Collected By  |
|------|--------|---------------|
| ---  | ---    | 06/17/18 1611 |

**PREPARE RBC [750930098]**

Resulted: 06/17/18 1657, Result status: Final result

Ordering provider: Douglas E Krug, MD 06/17/18 1611  
Filed by: Interface, Lab In Sunquest 06/17/18 1657  
External ID: X13473103

Order status: Completed  
Resulting lab: WS KENNESTONE HOSPITAL LAB  
Result details

**Specimen Information**

| Type | Source | Collected By  |
|------|--------|---------------|
| ---  | ---    | 06/17/18 1611 |

**Components**

| Component                 | Value  | Reference Range | Flag | Lab   |
|---------------------------|--------|-----------------|------|-------|
| ARM BAND NUMBER           | R90803 | ---             | ---  | KHLAB |
| Special Unit Requirements | NONE   | ---             | ---  | KHLAB |

**BLOOD GROUP AND RH TYPE\* [750940177]**

Electronically signed by: **Interface, Lab In Sunquest on 06/17/18 1640**  
Ordering user: Interface, Lab In Sunquest 06/17/18 1640  
Authorized by: Douglas E Krug, MD  
Quantity: 1  
Instance released by: (auto-released) 6/17/2018 4:53 PM

Ordering provider: Douglas E Krug, MD  
Ordering mode: Standard  
Lab status: Final result

Status: **Completed**

**Specimen Information**

| Type  | Source | Collected By        |
|-------|--------|---------------------|
| Other | Serum  | 36863 06/17/18 1640 |

**BLOOD GROUP AND RH TYPE\* [750940177]**

Resulted: 06/17/18 1658, Result status: Final result

Ordering provider: Douglas E Krug, MD 06/17/18 1640  
Filed by: Interface, Lab In Sunquest 06/17/18 1658

Order status: Completed  
Resulting lab: WS KENNESTONE HOSPITAL LAB





WS Kennestone Hospital  
 677 Church Street  
 Marietta GA 30060-1101  
 Anesthesia Report

Maurice, Eugene George  
 MRN: 561253820, DOB: 1/2/1949, Sex: M  
 Adm: 6/17/2018, D/C: 6/21/2018

**Blood Bank - Orders and Results (continued)**

External ID: X13473561

Result details

**Specimen Information**

| Type  | Source | Collected By        |
|-------|--------|---------------------|
| Other | Serum  | 36863 06/17/18 1640 |

**Components**

| Component | Value      | Reference Range | Flag | Lab   |
|-----------|------------|-----------------|------|-------|
| ABO/RH(D) | O POSITIVE | —               | —    | KHLAB |

**TYPE AND SCREEN\* [750969672]**

Electronically signed by: **Naomi W Muhia, NP on 06/17/18 1724** Status: **Discontinued**  
 Ordering user: Naomi W Muhia, NP 06/17/18 1724 Ordering provider: Naomi W Muhia, NP  
 Authorized by: Charu G Prakash, MD Ordering mode: Standard  
 Cosigning events  
 Electronically cosigned by Charu G Prakash, MD 06/18/18 0958 for Ordering  
 Quantity: 1 Instance released by: Amy Feltz, RN (auto-released) 6/17/2018 10:24 PM  
 Discontinued by: Interface, Lab In Sunquest 06/18/18 0416 [Duplicate Order (DUPLICATE REQUEST)]

**Specimen Information**

| Type  | Source | Collected By  |
|-------|--------|---------------|
| Blood | Blood  | 06/17/18 2225 |

**PREPARE RBC [750969673]**

Electronically signed by: **Naomi W Muhia, NP on 06/17/18 1724** Status: **Completed**  
 Ordering user: Naomi W Muhia, NP 06/17/18 1724 Ordering provider: Naomi W Muhia, NP  
 Authorized by: Charu G Prakash, MD Ordering mode: Standard  
 Cosigning events  
 Electronically cosigned by Charu G Prakash, MD 06/18/18 0958 for Ordering  
 Quantity: 1 Lab status: Final result  
 Instance released by: Amy Feltz, RN (auto-released) 6/17/2018 10:24 PM

**Questionnaire**

| Question   | Answer                     |
|--|----------------------------|
| Transfusion Indications                                  | Hgb < 7                    |
| Has consent been obtained?                               | Designated staff to obtain |
| Has the patient been transfused within the past 90 days? | No                         |

**Specimen Information**

| Type | Source | Collected By  |
|------|--------|---------------|
| —    | —      | 06/17/18 2225 |

**PREPARE RBC [750969673]**

Resulted: 06/17/18 2227, Result status: Final result

Ordering provider: Naomi W Muhia, NP 06/17/18 2224 Order status: Completed  
 Filed by: Interface, Lab In Sunquest 06/17/18 2227 Resulting lab: WS KENNESTONE HOSPITAL LAB  
 External ID: X13475925 Result details

**Specimen Information**

| Type | Source | Collected By  |
|------|--------|---------------|
| —    | —      | 06/17/18 2225 |

**Components**

| Component                 | Value  | Reference Range | Flag | Lab   |
|---------------------------|--------|-----------------|------|-------|
| ARM BAND NUMBER           | R90803 | —               | —    | KHLAB |
| Special Unit Requirements | NONE   | —               | —    | KHLAB |



WS Kennestone Hospital  
677 Church Street  
Marietta GA 30060-1101  
Anesthesia Report

Maurice, Eugene George  
MRN: 561253820, DOB: 1/2/1949, Sex: M  
Adm: 6/17/2018, D/C: 6/21/2018

**Blood Bank - Orders and Results (continued)**

**IV - Orders and Results**

**INSERT PERIPHERAL IV [749935534]**

Electronically signed by: **Douglas E Krug, MD on 06/17/18 1505**  
Ordering user: Douglas E Krug, MD 06/17/18 1505  
Authorized by: Douglas E Krug, MD  
Quantity: 1

Ordering provider: Douglas E Krug, MD  
Ordering mode: Standard  
Instance released by: Douglas E Krug, MD (auto-released) 6/17/2018 3:06 PM

Status: **Completed**

**INT [750930073]**

Electronically signed by: **Douglas E Krug, MD on 06/17/18 1505**  
Ordering user: Douglas E Krug, MD 06/17/18 1505  
Authorized by: Douglas E Krug, MD  
Quantity: 1

Ordering provider: Douglas E Krug, MD  
Ordering mode: Standard  
Instance released by: Douglas E Krug, MD (auto-released) 6/17/2018 3:06 PM

Status: **Completed**

**INSERT PERIPHERAL IV [750930095]**

Electronically signed by: **Douglas E Krug, MD on 06/17/18 1611**  
Ordering user: Douglas E Krug, MD 06/17/18 1611  
Authorized by: Douglas E Krug, MD  
Quantity: 1

Ordering provider: Douglas E Krug, MD  
Ordering mode: Standard  
Instance released by: Douglas E Krug, MD (auto-released) 6/17/2018 4:11 PM

Status: **Completed**

**INT [750930096]**

Electronically signed by: **Douglas E Krug, MD on 06/17/18 1611**  
Ordering user: Douglas E Krug, MD 06/17/18 1611  
Authorized by: Douglas E Krug, MD  
Quantity: 1

Ordering provider: Douglas E Krug, MD  
Ordering mode: Standard  
Instance released by: Douglas E Krug, MD (auto-released) 6/17/2018 4:11 PM

Status: **Completed**

**INSERT PERIPHERAL IV [750942925]**

Electronically signed by: **Naomi W Muhia, NP on 06/17/18 1719**  
Ordering user: Naomi W Muhia, NP 06/17/18 1719  
Authorized by: Charu G Prakash, MD  
Cosigning events  
Electronically cosigned by Charu G Prakash, MD 06/18/18 0958 for Ordering  
Quantity: 1

Ordering provider: Naomi W Muhia, NP  
Ordering mode: Standard  
Instance released by: Amy Feltz, RN (auto-released) 6/17/2018 10:24 PM

Status: **Completed**

**INT [750942927]**

Electronically signed by: **Naomi W Muhia, NP on 06/17/18 1719**  
Ordering user: Naomi W Muhia, NP 06/17/18 1719  
Authorized by: Charu G Prakash, MD  
Cosigning events  
Electronically cosigned by Charu G Prakash, MD 06/18/18 0958 for Ordering  
Quantity: 1

Ordering provider: Naomi W Muhia, NP  
Ordering mode: Standard  
Instance released by: Amy Feltz, RN (auto-released) 6/17/2018 10:24 PM

Status: **Completed**

**INSERT PERIPHERAL IV [751296222]**

Electronically signed by: **Grace S Kim, MD on 06/19/18 1042**  
Ordering user: Grace S Kim, MD 06/19/18 1042  
Authorized by: Grace S Kim, MD  
Quantity: 1  
Discontinued by: Automatic Transfer Provider 06/19/18 1410 [Patient Transfer]

Ordering provider: Grace S Kim, MD  
Ordering mode: Standard  
Instance released by: Pamela Y Mott, RN (auto-released) 6/19/2018 11:25 AM

Status: **Discontinued**

**INT [751296224]**

Electronically signed by: **Grace S Kim, MD on 06/19/18 1042**  
Ordering user: Grace S Kim, MD 06/19/18 1042  
Authorized by: Grace S Kim, MD  
Quantity: 1  
Discontinued by: Automatic Transfer Provider 06/19/18 1410 [Patient Transfer]

Ordering provider: Grace S Kim, MD  
Ordering mode: Standard  
Instance released by: Pamela Y Mott, RN (auto-released) 6/19/2018 11:25 AM

Status: **Discontinued**

**INSERT PERIPHERAL IV [751296233]**

Electronically signed by: **Michelle M Lovett, NP on 06/18/18 1215**  
Ordering user: Michelle M Lovett, NP 06/18/18 1215  
Authorized by: Aasim M Sheikh, MD

Ordering provider: Michelle M Lovett, NP  
Ordering mode: Standard

Status: **Discontinued**





WS Kennestone Hospital  
677 Church Street  
Marietta GA 30060-1101  
Anesthesia Report

Maurice, Eugene George  
MRN: 561253820, DOB: 1/2/1949, Sex: M  
Adm: 6/17/2018, D/C: 6/21/2018

**IV - Orders and Results (continued)**

**INSERT PERIPHERAL IV [751296233] (continued)**

Cosigning events  
Electronically cosigned by Aasim M Sheikh, MD 06/19/18 2354 for Ordering  
Quantity: 1  
Discontinued by: Automatic Transfer Provider 06/19/18 1410 [Patient Transfer]

Instance released by: Pamela Y Mott, RN (auto-released) 6/19/2018 11:25 AM

**INT [751296235]**

Electronically signed by: **Michelle M Lovett, NP on 06/18/18 1215** Status: **Discontinued**  
Ordering user: Michelle M Lovett, NP 06/18/18 1215  
Authorized by: Aasim M Sheikh, MD  
Ordering provider: Michelle M Lovett, NP  
Ordering mode: Standard  
Cosigning events  
Electronically cosigned by Aasim M Sheikh, MD 06/19/18 2354 for Ordering  
Quantity: 1  
Discontinued by: Automatic Transfer Provider 06/19/18 1410 [Patient Transfer]

Instance released by: Pamela Y Mott, RN (auto-released) 6/19/2018 11:25 AM

**Admission - Orders and Results**

**ADMIT AS INPATIENT [750940222]**

Electronically signed by: **Naomi W Muhia, NP on 06/17/18 1719** Status: **Completed**  
Ordering user: Naomi W Muhia, NP 06/17/18 1719  
Authorized by: Charu G Prakash, MD  
Ordering provider: Naomi W Muhia, NP  
Ordering mode: Standard  
Cosigning events  
Electronically cosigned by Charu G Prakash, MD 06/18/18 0958 for Ordering  
Quantity: 1  
Instance released by: Naomi W Muhia, NP (auto-released) 6/17/2018 5:19 PM

**Questionnaire**

| Question                            | Answer   |
|-------------------------------------|--|
| Diagnosis                           | GI bleed   |
| Attending Provider                  | PRAKASH, CHARU G   |
| Bed Type                            | IMCU   |
| Estimated inpatient length of stay? | 3-4 days   |
| Certification                       | I certify that inpatient services are reasonable and necessary and have been ordered appropriately. I believe the patient needs to stay at least 2 Midnights. Please see clinical documentation for reason for admission and plans for post hospital care. |
| Hospital Area                       | WS Kennestone Hospital   |
| Reason for admission?               | gi bleed   |
| Admitting Provider                  | PRAKASH, CHARU G   |

**Transfer - Orders and Results**

**TRANSFER PATIENT [751503299]**

Electronically signed by: **Samina Fakhr, MD on 06/20/18 1029** Status: **Completed**  
Ordering user: Samina Fakhr, MD 06/20/18 1029  
Authorized by: Samina Fakhr, MD  
Quantity: 1  
Ordering provider: Samina Fakhr, MD  
Ordering mode: Standard  
Instance released by: Samina Fakhr, MD (auto-released) 6/20/2018 10:29 AM

**Questionnaire**

| Question           | Answer                 |
|--------------------|------------------------|
| Attending Provider | FAKHR, SAMINA          |
| Bed Type           | Cardiac Telemetry      |
| Hospital Area      | WS Kennestone Hospital |

**Discharge - Orders and Results**

**DISCHARGE PATIENT [751503318]**

Electronically signed by: **Samina Fakhr, MD on 06/21/18 1055** Status: **Completed**  
Ordering user: Samina Fakhr, MD 06/21/18 1055  
Authorized by: Samina Fakhr, MD  
Quantity: 1  
Ordering provider: Samina Fakhr, MD  
Ordering mode: Standard  
Instance released by: Samina Fakhr, MD (auto-released) 6/21/2018 10:55 AM



WS Kennestone Hospital  
677 Church Street  
Marietta GA 30060-1101  
Anesthesia Report

Maurice, Eugene George  
MRN: 561253820, DOB: 1/2/1949, Sex: M  
Adm: 6/17/2018, D/C: 6/21/2018

**Discharge - Orders and Results (continued)**

**Imaging - Orders and Results**

**XR CHEST PORTABLE - (1 VIEW) [749935533]**

Electronically signed by: **Douglas E Krug, MD on 06/17/18 1505**  
This order may be acted on in another encounter.  
Ordering user: Douglas E Krug, MD 06/17/18 1505  
Authorized by: Douglas E Krug, MD  
Quantity: 1  
Instance released by: Douglas E Krug, MD (auto-released) 6/17/2018 3:06 PM

Status: **Completed**

Ordering provider: Douglas E Krug, MD  
Ordering mode: Standard  
Lab status: Final result

**Questionnaire**

| Question           | Answer                              |
|--------------------|-------------------------------------|
| Reason for Exam:   | SOB                                 |
| Mode of Transport? | Portable - Bedside(In Patient Room) |

**XR CHEST PORTABLE - (1 VIEW) [749935533]**

Resulted: 06/17/18 1605, Result status: Final result

Ordering provider: Douglas E Krug, MD 06/17/18 1506  
Resulted by: Mark R Parson, MD  
Performed: 06/17/18 1535 - 06/17/18 1540  
Result details  
Narrative:  
EXAM: KH XR CHEST PORTABLE - (1 VIEW)

Order status: Completed  
Filed by: Interface, Rad Powerscribe 06/17/18 1606  
Accession number: 29705474

CLINICAL INDICATION:  
SOB

COMPARISON: 6/15/2018

FINDINGS: The heart remains upper limits normal size with changes of median sternotomy and CABG. The lungs are fully expanded demonstrating increased edema, unchanged tiny pleural effusions. No pneumothorax is seen.

Impression:

Increased pulmonary edema.

Released By: MARK PARSON, MD 6/17/2018 4:05 PM

**XR CHEST PORTABLE - (1 VIEW) [751027221]**

Electronically signed by: **Monique Walcott V, MD on 06/18/18 2211**  
This order may be acted on in another encounter.  
Ordering user: Monique Walcott V, MD 06/18/18 2211  
Authorized by: Monique Walcott V, MD  
Quantity: 1  
Instance released by: Monique Walcott V, MD (auto-released) 6/18/2018 10:11 PM

Status: **Completed**

Ordering provider: Monique Walcott V, MD  
Ordering mode: Standard  
Lab status: Final result

**Questionnaire**

| Question         | Answer          |
|------------------|-----------------|
| Reason for Exam: | Pulmonary edema |

**XR CHEST PORTABLE - (1 VIEW) [751027221]**

Resulted: 06/18/18 2255, Result status: Final result

Ordering provider: Monique Walcott V, MD 06/18/18 2211  
Resulted by: Christopher C Oh, MD  
Performed: 06/18/18 2240 - 06/18/18 2245  
Result details  
Narrative:  
EXAM: KH XR CHEST PORTABLE - (1 VIEW)

Order status: Completed  
Filed by: Interface, Rad Powerscribe 06/18/18 2256  
Accession number: 29711418

CLINICAL INDICATION:  
Pulmonary edema

COMPARISON: 06/17/2018 1536 hours

FINDINGS: Sternotomy wires and surgical clips overlies the mediastinum. Mild pulmonary vascular congestion is likely present. Mild hazy airspace opacity at the left lung base may represent asymmetric edema or pneumonia, unchanged. Trace bilateral pleural effusions are suspected. Cardiac silhouette is magnified by AP technique but felt to be mildly enlarged. No acute osseous abnormality.



WS Kennestone Hospital  
677 Church Street  
Marietta GA 30060-1101  
Anesthesia Report

Maurice, Eugene George  
MRN: 561253820, DOB: 1/2/1949, Sex: M  
Adm: 6/17/2018, D/C: 6/21/2018

**Imaging - Orders and Results (continued)**

Released By: CHRISTOPHER OH, MD 6/18/2018 10:55 PM

**Pathology and Cytology - Orders and Results**

**SURGICAL PATHOLOGY-KH [751296243]**

Electronically signed by: **Interface, Lab In Copath on 06/19/18 1432** Status: **Completed**  
 Ordering user: **Interface, Lab In Copath 06/19/18 1432** Ordering provider: **Provider Unknown**  
 Authorized by: **Provider Unknown** Ordering mode: **Standard**  
 Quantity: **1** Lab status: **Final result**  
 Instance released by: **(auto-released) 6/19/2018 2:33 PM**  
 Order comments: **Ordered by an unspecified provider**

**Specimen Information**

| Type | Source | Collected By  |
|------|--------|---------------|
|      |        | 06/19/18 1431 |

Comment: DUODENUM, BIOPSY&GASTRIC BIOPSY

**SURGICAL PATHOLOGY-KH [751296243]**

Resulted: 06/20/18 1206, Result status: Final result

Ordering provider: **Provider Unknown 06/19/18 1432** Order status: **Completed**  
 Filed by: **Interface, Lab In Copath 06/20/18 1207** Resulting lab: **WELLSTAR**  
 Result details  
 Acknowledged by: **Monique Walcott V, MD on 06/20/18 1514**

**Specimen Information**

| Type | Source | Collected By  |
|------|--------|---------------|
|      |        | 06/19/18 1431 |

Comment: DUODENUM, BIOPSY&GASTRIC BIOPSY

**Components**

| Component  | Value | Reference Range | Flag | Lab      |
|--|-------|-----------------|------|----------|
| SURGICAL PATHOLOGY-KH  |       |                 |      | Wellstar |
| Comment:<br>WellStar Kennestone Hospital<br>677 Church Street<br>Marietta, Georgia 30060<br>Phone Number: (770) 793-5505<br>Fax Number: (770) 793-7919 <span style="float: right;">David Schlosnagle, M.D., Laboratory Director</span><br>Patient Name: MAURICE, EUGENE G Accession #: KS18-9844 Patient #: 2089533789\561253820\115\ MRN. #: 561253820 Sex: M Location: G351-01<br>DOB/Age: 1/2/1949 (Age: 69) Location: 3WK (KH) Client: Wellstar Kennestone<br>Hospital Received: 6/19/2018 Admitting Date: 6/17/2018 Collected: 6/19/2018<br>Final Report: 6/20/2018 12:06 Order Physician: SOHAIL ASFANDIYAR Admit MD: CHARU G PRAKASH Other Inst: <Not Provided> Copy To: MONIQUE V WALCOTT<br>SURGICAL PATHOLOGY-KH REPORT<br>Pre-Operative Diagnosis:<br>GI bleed<br><br>Post-Operative Diagnosis:<br>Same<br>Clinical History:<br><Not Provided><br>Specimen:<br>1. Bx 2nd portion duodenum<br>2. Bx antrum and body<br>Gross Description:<br>1. Maurice, labeled "bx second portion duodenum"<br>Specimen fixative: Formalin.<br>Specimen description: Two fragment(s) of tan soft tissue.<br>Specimen size: 0.6 x 0.3 x 0.2 cm<br>Ink: Hematoxylin<br>Entirely submitted as: 1A<br>2. Maurice, labeled "bx antrum and body"<br>Specimen fixative: Formalin.<br>Specimen description: Two fragment(s) of tan soft tissue.<br>Specimen size: 0.7 x 0.2 x 0.1 cm |       |                 |      |          |

**Pathology and Cytology - Orders and Results (continued)**

Ink: Hematoxylin  
Entirely submitted as: 2A  
CS/kit 6/19/18

Microscopic Description:

1. Microscopic examination of the material identified as above has been performed and the histologic findings incorporated into the final diagnosis.
2. Microscopic examination of the material identified as above has been performed and the histologic findings incorporated into the final diagnosis. A Giemsa stain is negative for Helicobacter-like organisms. Appropriate controls were performed, reviewed, and found to exhibit the expected reactivity. HL/ch 6/20/18

Final Diagnosis:

1. DUODENUM, SECOND PORTION, BIOPSY:  
DUODENAL MUCOSA, NO SPECIFIC PATHOLOGIC CHANGES.
2. STOMACH, ANTRUM AND BODY, BIOPSY:  
GASTRIC ANTRAL AND OXYNTIC-TYPE MUCOSA WITH MINIMAL CHRONIC INFLAMMATION AND MILD REGENERATIVE CHANGES.  
NO H. PYLORI-LIKE MICROORGANISMS IDENTIFIED WITH GIEMSA STAINING.

Electronically Signed Out By Haohai Liang, MD  
HL 6/20/2018

Haohai

Liang, MD  
CPT: 1: 88305  
2: 88305, 88312

[View Image \(below\)](#)





WS Kennestone Hospital  
 677 Church Street  
 Marietta GA 30060-1101  
 Anesthesia Report

Maurice, Eugene George  
 MRN: 561253820, DOB: 1/2/1949, Sex: M  
 Adm: 6/17/2018, D/C: 6/21/2018

**Pathology and Cytology - Orders and Results (continued)**

**WellStar Kennestone Hospital**  
 677 Church Street  
 Marietta, Georgia 30060

Phone Number: (770) 793-5505  
 Fax Number: (770) 793-7919

David Schlosnagle, M.D., Laboratory Director

|  |                                      |                               |
|--|--------------------------------------|-------------------------------|
| Patient Name: <b>MAURICE, EUGENE G</b> | MRN. #: 561253820                    | Accession #: <b>KS18-9844</b> |
| Patient #: 2089533789\561253820\1\5\   | DOB/Age: 1/2/1949 (Age: 69)          | Sex: M                        |
| Location: G351-01                      | Client: Wellstar Kennestone Hospital | Received: 6/19/2018           |
| Location: 3WK (KH)                     | Collected: 6/19/2018                 | Final Report: 6/20/2018 12:06 |
| Admitting Date: 6/17/2018              | Admit MD: CHARU G PRAKASH            | Other Inst: <Not Provided>    |
| Order Physician: SOHAIL ASFANDIYAR     | Copy To: MONIQUE V WALCOTT           |                               |

**SURGICAL PATHOLOGY-KH REPORT**

**Pre-Operative Diagnosis:**  
 GI bleed

**Post-Operative Diagnosis:**  
 Same

**Clinical History:**  
 <Not Provided>

**Specimen:**  
 1. Bx 2<sup>nd</sup> portion duodenum  
 2. Bx antrum and body

**Gross Description:**  
 1. Maurice, labeled "bx second portion duodenum"  
 Specimen fixative: Formalin.  
 Specimen description: Two fragment(s) of tan soft tissue.  
 Specimen size: 0.6 x 0.3 x 0.2 cm  
 Ink: Hematoxylin  
 Entirely submitted as: 1A

2. Maurice, labeled "bx antrum and body"  
 Specimen fixative: Formalin.  
 Specimen description: Two fragment(s) of tan soft tissue.  
 Specimen size: 0.7 x 0.2 x 0.1 cm  
 Ink: Hematoxylin  
 Entirely submitted as: 2A  
 CS/kit 6/19/18

**Microscopic Description:**  
 1. Microscopic examination of the material identified as above has been performed and the histologic findings incorporated into the final diagnosis.  
 2. Microscopic examination of the material identified as above has been performed and the histologic findings incorporated into the final diagnosis. A Giemsa stain is negative for Helicobacter-like organisms. Appropriate controls were performed, reviewed, and found to exhibit the expected reactivity. HL/ch 6/20/18

**Final Diagnosis:**  
 1. DUODENUM, SECOND PORTION, BIOPSY:

MAURICE, EUGENE G  
 Page 1 of 2  
 561253820

SURGICAL PATHOLOGY-KH REPORT

KS18-9844



WS Kennestone Hospital  
 677 Church Street  
 Marietta GA 30060-1101  
 Anesthesia Report

Maurice, Eugene George  
 MRN: 561253820, DOB: 1/2/1949, Sex: M  
 Adm: 6/17/2018, D/C: 6/21/2018

**Pathology and Cytology - Orders and Results (continued)**

**WellStar Kennestone Hospital**

Phone Number: (770) 793-5505      677 Church Street  
 Fax Number: (770) 793-7919      Marietta, Georgia 30060      David Schlosnagle, M.D., Laboratory Director

DUODENAL MUCOSA, NO SPECIFIC PATHOLOGIC CHANGES.

- 2. STOMACH, ANTRUM AND BODY, BIOPSY:  
 GASTRIC ANTRAL AND OXYNTIC-TYPE MUCOSA WITH MINIMAL CHRONIC INFLAMMATION AND MILD REGENERATIVE CHANGES.  
 NO H. PYLORI-LIKE MICROORGANISMS IDENTIFIED WITH GIEMSA STAINING.

\*\*\*\*Electronically Signed Out By Haohai Liang, MD\*\*\*\*  
 Haohai Liang, MD

HL 6/20/2018  
 CPT: 1: 88305  
 2: 88305, 88312

MAURICE, EUGENE G  
 of 2  
 561253820

**SURGICAL PATHOLOGY-KH REPORT**

KS18-9844 Page 2

END OF REPORT

**Nursing Transfusion - Orders and Results**

**TRANSFUSE RED BLOOD CELLS [750940178]**

Electronically signed by: **Douglas E Krug, MD on 06/17/18 1611**  
 Ordering user: Douglas E Krug, MD 06/17/18 1611  
 Authorized by: Douglas E Krug, MD  
 Quantity: 1  
 Instance released by: Brian J Rooney, RN 6/17/2018 5:18 PM

Ordering provider: Douglas E Krug, MD  
 Ordering mode: Standard  
 Lab status: Final result

Status: **Completed**



WS Kennestone Hospital  
677 Church Street  
Marietta GA 30060-1101  
Anesthesia Report

Maurice, Eugene George  
MRN: 561253820, DOB: 1/2/1949, Sex: M  
Adm: 6/17/2018, D/C: 6/21/2018

**Nursing Transfusion - Orders and Results (continued)**

**TRANSFUSE RED BLOOD CELLS [750940178] (continued)**

**Questionnaire**

| Question                             | Answer                     |
|--------------------------------------|----------------------------|
| Has consent been obtained?           | Designated staff to obtain |
| Transfusion duration per unit (hrs): | 1                          |

**TRANSFUSE RED BLOOD CELLS [750940178]**

Resulted: 09/12/18 2326, Result status: Final result

Ordering provider: Douglas E Krug, MD 06/17/18 1718  
Filed on: 09/12/18 2326  
Order status: Completed  
Result details

**TRANSFUSE RED BLOOD CELLS [750969675]**

Electronically signed by: **Naomi W Muhia, NP on 06/17/18 1724** Status: **Completed**  
Ordering user: Naomi W Muhia, NP 06/17/18 1724  
Authorized by: Charu G Prakash, MD  
Ordering provider: Naomi W Muhia, NP  
Ordering mode: Standard  
Cosigning events  
Electronically cosigned by Charu G Prakash, MD 06/18/18 0958 for Ordering  
Quantity: 1  
Lab status: Final result  
Instance released by: Renata Marques-Bryant, RN 6/17/2018 11:02 PM

**Questionnaire**

| Question                             | Answer                     |
|--------------------------------------|----------------------------|
| Has consent been obtained?           | Designated staff to obtain |
| Transfusion duration per unit (hrs): | 3                          |

**TRANSFUSE RED BLOOD CELLS [750969675]**

Resulted: 06/18/18 0330, Result status: Final result

Ordering provider: Naomi W Muhia, NP 06/17/18 2302  
Filed on: 06/18/18 0330  
Order status: Completed  
Result details

**TRANSFUSE RED BLOOD CELLS [750969676]**

Electronically signed by: **Naomi W Muhia, NP on 06/17/18 1724** Status: **Completed**  
Ordering user: Naomi W Muhia, NP 06/17/18 1724  
Authorized by: Charu G Prakash, MD  
Ordering provider: Naomi W Muhia, NP  
Ordering mode: Standard  
Cosigning events  
Electronically cosigned by Charu G Prakash, MD 06/18/18 0958 for Ordering  
Quantity: 1  
Lab status: Final result  
Instance released by: Renata Marques-Bryant, RN 6/17/2018 11:02 PM

**Questionnaire**

| Question                             | Answer                     |
|--------------------------------------|----------------------------|
| Has consent been obtained?           | Designated staff to obtain |
| Transfusion duration per unit (hrs): | 3                          |

**TRANSFUSE RED BLOOD CELLS [750969676]**

Resulted: 06/18/18 0640, Result status: Final result

Ordering provider: Naomi W Muhia, NP 06/17/18 2302  
Filed on: 06/18/18 0640  
Order status: Completed  
Result details

**CORE MEASURES - Orders and Results**

**REASON FOR NO VTE PROPHYLAXIS AT ADMISSION [750969659]**

Electronically signed by: **Naomi W Muhia, NP on 06/17/18 1719** Status: **Completed**  
Ordering user: Naomi W Muhia, NP 06/17/18 1719  
Authorized by: Charu G Prakash, MD  
Ordering provider: Naomi W Muhia, NP  
Ordering mode: Standard  
Cosigning events  
Electronically cosigned by Charu G Prakash, MD 06/18/18 0958 for Ordering



WS Kennestone Hospital  
677 Church Street  
Marietta GA 30060-1101  
Anesthesia Report

Maurice, Eugene George  
MRN: 561253820, DOB: 1/2/1949, Sex: M  
Adm: 6/17/2018, D/C: 6/21/2018

**CORE MEASURES - Orders and Results (continued)**

**REASON FOR NO VTE PROPHYLAXIS AT ADMISSION [750969659] (continued)**

Quantity: 1

Instance released by: Amy Feltz, RN (auto-released) 6/17/2018 10:24 PM

**Questionnaire**

| Question  | Answer            |
|---|-------------------|
| Reason for no pharm VTE prophylaxis at admission? | Risk for bleeding |

**Point of Care Testing-Docked Device - Orders and Results**

**POCT CHEM 8, ISTAT [749935526]**

Electronically signed by: **Douglas E Krug, MD on 06/17/18 1505**  
Ordering user: Douglas E Krug, MD 06/17/18 1505  
Authorized by: Douglas E Krug, MD  
Quantity: 1

Status: **Completed**  
Ordering provider: Douglas E Krug, MD  
Ordering mode: Standard  
Instance released by: Douglas E Krug, MD (auto-released) 6/17/2018 3:06 PM

**POCT TROPONIN ISTAT [749935527]**

Electronically signed by: **Douglas E Krug, MD on 06/17/18 1505**  
Ordering user: Douglas E Krug, MD 06/17/18 1505  
Authorized by: Douglas E Krug, MD  
Quantity: 1

Status: **Completed**  
Ordering provider: Douglas E Krug, MD  
Ordering mode: Standard  
Instance released by: Douglas E Krug, MD (auto-released) 6/17/2018 3:06 PM

**POCT BNP ISTAT [749935528]**

Electronically signed by: **Douglas E Krug, MD on 06/17/18 1505**  
Ordering user: Douglas E Krug, MD 06/17/18 1505  
Authorized by: Douglas E Krug, MD  
Quantity: 1

Status: **Completed**  
Ordering provider: Douglas E Krug, MD  
Ordering mode: Standard  
Instance released by: Douglas E Krug, MD (auto-released) 6/17/2018 3:06 PM

**POCT BNP ISTAT [750930083]**

Electronically signed by: **Interface, Lab In Sunquest on 06/17/18 1514**  
Ordering user: Interface, Lab In Sunquest 06/17/18 1514  
Authorized by: Douglas E Krug, MD  
Quantity: 1  
Instance released by: (auto-released) 6/17/2018 3:27 PM

Status: **Completed**  
Ordering provider: Douglas E Krug, MD  
Ordering mode: Standard  
Lab status: Final result

**Specimen Information**

| Type  | Source | Collected By  |
|-------|--------|---------------|
| Other | Serum  | 06/17/18 1514 |

**POCT BNP ISTAT [750930083] (Abnormal)**

Resulted: 06/17/18 1527, Result status: Final result

Ordering provider: Douglas E Krug, MD 06/17/18 1514  
Filed by: Interface, Lab In Sunquest 06/17/18 1528  
External ID: X13472721

Order status: Completed  
Resulting lab: WS KENNESTONE HOSPITAL LAB  
Result details

**Specimen Information**

| Type  | Source | Collected By  |
|-------|--------|---------------|
| Other | Serum  | 06/17/18 1514 |

**Components**

| Component   | Value | Reference Range | Flag | Lab   |
|---|-------|-----------------|------|-------|
| POC-BNP   | 2,307 | 0 - 99 ng/mL    | H ^  | KHLAB |
| Comment:<br>Note: Correct units are pg/mL and not ng/mL. Reference range is 0-99 pg/mL. |       |                 |      |       |
| POC-OPERATOR'S ID   | 54558 | —               | —    | KHLAB |

**POCT TROPONIN ISTAT [750930085]**

Electronically signed by: **Interface, Lab In Sunquest on 06/17/18 1514**

Status: **Completed**





WS Kennestone Hospital  
677 Church Street  
Marietta GA 30060-1101  
Anesthesia Report

Maurice, Eugene George  
MRN: 561253820, DOB: 1/2/1949, Sex: M  
Adm: 6/17/2018, D/C: 6/21/2018

**Point of Care Testing-Docked Device - Orders and Results (continued)**

**POCT TROPONIN ISTAT [750930085] (continued)**

Ordering user: Interface, Lab In Sunquest 06/17/18 1514  
Authorized by: Douglas E Krug, MD  
Quantity: 1  
Instance released by: (auto-released) 6/17/2018 3:32 PM

Ordering provider: Douglas E Krug, MD  
Ordering mode: Standard  
Lab status: Final result

**Specimen Information**

| Type  | Source | Collected By  |
|-------|--------|---------------|
| Other | Serum  | 06/17/18 1514 |

**POCT TROPONIN ISTAT [750930085] (Abnormal)**

Resulted: 06/17/18 1532, Result status: Final result

Ordering provider: Douglas E Krug, MD 06/17/18 1514  
Filed by: Interface, Lab In Sunquest 06/17/18 1533  
External ID: X13472758

Order status: Completed  
Resulting lab: WS KENNESTONE HOSPITAL LAB  
Result details

**Specimen Information**

| Type  | Source | Collected By  |
|-------|--------|---------------|
| Other | Serum  | 06/17/18 1514 |

**Components**

| Component         | Value                                   | Reference Range | Flag | Lab   |
|-------------------|---|-----------------|------|-------|
| POC TROPONIN      | 0.09                                    | <0.09 ng/mL     |      | KHLAB |
| POC-COMMENT       | Comment: POC Critical Value             |                 |      | KHLAB |
| POC-COMMENT       | Notification value. Physician notified. | ---             | ---  | KHLAB |
| POC-OPERATOR'S ID | 54558                                   | ---             | ---  | KHLAB |

**POCT CHEM 8, ISTAT [750930081]**

Electronically signed by: Interface, Lab In Sunquest on 06/17/18 1515  
Ordering user: Interface, Lab In Sunquest 06/17/18 1515  
Authorized by: Douglas E Krug, MD  
Quantity: 1  
Instance released by: (auto-released) 6/17/2018 3:21 PM

Status: **Completed**

Ordering provider: Douglas E Krug, MD  
Ordering mode: Standard  
Lab status: Final result

**Specimen Information**

| Type  | Source | Collected By  |
|-------|--------|---------------|
| Other | Serum  | 06/17/18 1515 |

**POCT CHEM 8, ISTAT [750930081] (Abnormal)**

Resulted: 06/17/18 1521, Result status: Final result

Ordering provider: Douglas E Krug, MD 06/17/18 1515  
Filed by: Interface, Lab In Sunquest 06/17/18 1521  
External ID: X13472692

Order status: Completed  
Resulting lab: WS KENNESTONE HOSPITAL LAB  
Result details

**Specimen Information**

| Type  | Source | Collected By  |
|-------|--------|---------------|
| Other | Serum  | 06/17/18 1515 |

**Components**

| Component           | Value | Reference Range    | Flag | Lab   |
|---------------------|-------|--------------------|------|-------|
| POC-SODIUM          | 135   | 136 - 145 mmol/L   | L    | KHLAB |
| POC-POTASSIUM       | 4.9   | 3.5 - 5.1 mmol/L   | ---  | KHLAB |
| POC-CHLORIDE        | 99    | 95 - 110 mmol/L    | ---  | KHLAB |
| POC-GLUCOSE         | 111   | 70 - 99 mg/dL      | H    | KHLAB |
| POC-BUN             | 56    | 7 - 21 mg/dL       | H    | KHLAB |
| POC-IONIZED CALCIUM | 1.01  | 1.09 - 1.29 mmol/L | L    | KHLAB |
| POC-CO2             | 18    | 20 - 28 mmol/L     | L    | KHLAB |
| POC-AGAP            | 24    | 15 - 23            | H    | KHLAB |
| POC-CREATININE      | 2.2   | 0.64 - 1.27 mg/dL  | H    | KHLAB |



WS Kennestone Hospital  
677 Church Street  
Marietta GA 30060-1101  
Anesthesia Report

Maurice, Eugene George  
MRN: 561253820, DOB: 1/2/1949, Sex: M  
Adm: 6/17/2018, D/C: 6/21/2018

**Point of Care Testing-Docked Device - Orders and Results (continued)**

|                    |       |                    |     |       |
|--------------------|-------|--------------------|-----|-------|
| GFR Non-Afric Amer | 30    | >59 ml/min/1.73 m2 | L ▼ | KHLAB |
| GFR AFRICAN AMER   | 36    | >59 ml/min/1.73 m2 | L ▼ | KHLAB |
| POC-OPERATOR'S ID  | 54558 | —                  | —   | KHLAB |

**POC FINGER STICK GLUCOSE [751027187]**

Electronically signed by: **Interface, Lab In Sunquest on 06/18/18 0831**  
Ordering user: Interface, Lab In Sunquest 06/18/18 0831  
Authorized by: Monique Walcott V, MD  
Quantity: 1  
Instance released by: (auto-released) 6/18/2018 8:35 AM

Ordering provider: Monique Walcott V, MD  
Ordering mode: Standard  
Lab status: Final result

Status: **Completed**

**Specimen Information**

| Type  | Source | Collected By  |
|-------|--------|---------------|
| Other | Serum  | 06/18/18 0831 |

**POC FINGER STICK GLUCOSE [751027187] (Abnormal)**

Resulted: 06/18/18 0835, Result status: Final result

Ordering provider: Monique Walcott V, MD 06/18/18 0831  
Filed by: Interface, Lab In Sunquest 06/18/18 0835  
External ID: M15297058

Order status: Completed  
Resulting lab: WS KENNESTONE HOSPITAL LAB  
Result details

**Specimen Information**

| Type  | Source | Collected By  |
|-------|--------|---------------|
| Other | Serum  | 06/18/18 0831 |

**Components**

| Component         | Value | Reference Range | Flag | Lab   |
|-------------------|-------|-----------------|------|-------|
| GLUCOSE, BEDSIDE  | 112   | 70 - 99 mg/dL   | H ^  | KHLAB |
| POC-OPERATOR'S ID | 58077 | —               | —    | KHLAB |

**POC FINGER STICK GLUCOSE [751027209]**

Electronically signed by: **Interface, Lab In Sunquest on 06/18/18 1229**  
Ordering user: Interface, Lab In Sunquest 06/18/18 1229  
Authorized by: Monique Walcott V, MD  
Quantity: 1  
Instance released by: (auto-released) 6/18/2018 12:32 PM

Ordering provider: Monique Walcott V, MD  
Ordering mode: Standard  
Lab status: Final result

Status: **Completed**

**Specimen Information**

| Type  | Source | Collected By  |
|-------|--------|---------------|
| Other | Serum  | 06/18/18 1229 |

**POC FINGER STICK GLUCOSE [751027209] (Abnormal)**

Resulted: 06/18/18 1232, Result status: Final result

Ordering provider: Monique Walcott V, MD 06/18/18 1229  
Filed by: Interface, Lab In Sunquest 06/18/18 1233  
External ID: M15301142

Order status: Completed  
Resulting lab: WS KENNESTONE HOSPITAL LAB  
Result details

**Specimen Information**

| Type  | Source | Collected By  |
|-------|--------|---------------|
| Other | Serum  | 06/18/18 1229 |

**Components**

| Component         | Value | Reference Range | Flag | Lab   |
|-------------------|-------|-----------------|------|-------|
| GLUCOSE, BEDSIDE  | 162   | 70 - 99 mg/dL   | H ^  | KHLAB |
| POC-OPERATOR'S ID | 58077 | —               | —    | KHLAB |



WS Kennestone Hospital  
677 Church Street  
Marietta GA 30060-1101  
Anesthesia Report

Maurice, Eugene George  
MRN: 561253820, DOB: 1/2/1949, Sex: M  
Adm: 6/17/2018, D/C: 6/21/2018

**Point of Care Testing-Docked Device - Orders and Results (continued)**

**POC FINGER STICK GLUCOSE [751027211]**

Electronically signed by: **Interface, Lab In Sunquest on 06/18/18 1727**  
Ordering user: Interface, Lab In Sunquest 06/18/18 1727  
Authorized by: Monique Walcott V, MD  
Quantity: 1  
Instance released by: (auto-released) 6/18/2018 5:30 PM

Status: **Completed**

Ordering provider: Monique Walcott V, MD  
Ordering mode: Standard  
Lab status: Final result

**Specimen Information**

| Type  | Source | Collected By  |
|-------|--------|---------------|
| Other | Serum  | 06/18/18 1727 |

**POC FINGER STICK GLUCOSE [751027211] (Abnormal)**

Resulted: 06/18/18 1730, Result status: Final result

Ordering provider: Monique Walcott V, MD 06/18/18 1727  
Filed by: Interface, Lab In Sunquest 06/18/18 1730  
External ID: M15305497

Order status: Completed  
Resulting lab: WS KENNESTONE HOSPITAL LAB  
Result details

**Specimen Information**

| Type  | Source | Collected By  |
|-------|--------|---------------|
| Other | Serum  | 06/18/18 1727 |

**Components**

| Component         | Value | Reference Range | Flag | Lab   |
|-------------------|-------|-----------------|------|-------|
| GLUCOSE, BEDSIDE  | 171   | 70 - 99 mg/dL   | H ^  | KHLAB |
| POC-OPERATOR'S ID | 58077 | —               | —    | KHLAB |

**POC FINGER STICK GLUCOSE [751027219]**

Electronically signed by: **Interface, Lab In Sunquest on 06/18/18 1941**  
Ordering user: Interface, Lab In Sunquest 06/18/18 1941  
Authorized by: Monique Walcott V, MD  
Quantity: 1  
Instance released by: (auto-released) 6/18/2018 8:12 PM

Status: **Completed**

Ordering provider: Monique Walcott V, MD  
Ordering mode: Standard  
Lab status: Final result

**Specimen Information**

| Type  | Source | Collected By  |
|-------|--------|---------------|
| Other | Serum  | 06/18/18 1941 |

**POC FINGER STICK GLUCOSE [751027219] (Abnormal)**

Resulted: 06/18/18 2012, Result status: Final result

Ordering provider: Monique Walcott V, MD 06/18/18 1941  
Filed by: Interface, Lab In Sunquest 06/18/18 2013  
External ID: M15306860

Order status: Completed  
Resulting lab: WS KENNESTONE HOSPITAL LAB  
Result details

**Specimen Information**

| Type  | Source | Collected By  |
|-------|--------|---------------|
| Other | Serum  | 06/18/18 1941 |

**Components**

| Component         | Value | Reference Range | Flag | Lab   |
|-------------------|-------|-----------------|------|-------|
| GLUCOSE, BEDSIDE  | 214   | 70 - 99 mg/dL   | H ^  | KHLAB |
| POC-OPERATOR'S ID | 57638 | —               | —    | KHLAB |

**POC FINGER STICK GLUCOSE [751027223]**

Electronically signed by: **Interface, Lab In Sunquest on 06/19/18 0754**  
Ordering user: Interface, Lab In Sunquest 06/19/18 0754  
Authorized by: Monique Walcott V, MD  
Quantity: 1  
Instance released by: (auto-released) 6/19/2018 8:16 AM

Status: **Completed**

Ordering provider: Monique Walcott V, MD  
Ordering mode: Standard  
Lab status: Final result

**Specimen Information**





WS Kennestone Hospital  
 677 Church Street  
 Marietta GA 30060-1101  
 Anesthesia Report

Maurice, Eugene George  
 MRN: 561253820, DOB: 1/2/1949, Sex: M  
 Adm: 6/17/2018, D/C: 6/21/2018

**Point of Care Testing-Docked Device - Orders and Results (continued)**

**POC FINGER STICK GLUCOSE [751027223] (continued)**

| Type  | Source | Collected By  |
|-------|--------|---------------|
| Other | Serum  | 06/19/18 0754 |

**POC FINGER STICK GLUCOSE [751027223] (Abnormal)**

Resulted: 06/19/18 0817, Result status: Final result

Ordering provider: Monique Walcott V, MD 06/19/18 0754  
 Filed by: Interface, Lab In Sunquest 06/19/18 0817  
 External ID: T15478758

Order status: Completed  
 Resulting lab: WS KENNESTONE HOSPITAL LAB  
 Result details

**Specimen Information**

| Type  | Source | Collected By  |
|-------|--------|---------------|
| Other | Serum  | 06/19/18 0754 |

**Components**

| Component         | Value | Reference Range | Flag | Lab   |
|-------------------|-------|-----------------|------|-------|
| GLUCOSE, BEDSIDE  | 125   | 70 - 99 mg/dL   | H ^  | KHLAB |
| POC-OPERATOR'S ID | 63908 | —               | —    | KHLAB |





WS Kennestone Hospital  
677 Church Street  
Marietta GA 30060-1101  
Inpatient Record

Maurice, Eugene George  
MRN: 561253820, DOB: 1/2/1949, Sex: M  
Adm: 6/17/2018, D/C: 6/21/2018

**Point of Care Testing-Docked Device - Orders and Results**

**POC FINGER STICK GLUCOSE [751296241]**

Electronically signed by: **Interface, Lab In Sunquest on 06/19/18 1418**  
Ordering user: Interface, Lab In Sunquest 06/19/18 1418  
Authorized by: Samina Fakhr, MD  
Quantity: 1  
Instance released by: (auto-released) 6/19/2018 2:23 PM

Status: **Completed**

Ordering provider: Samina Fakhr, MD  
Ordering mode: Standard  
Lab status: Final result

**Specimen Information**

| Type  | Source | Collected By  |
|-------|--------|---------------|
| Other | Serum  | 06/19/18 1418 |

**POC FINGER STICK GLUCOSE [751296241] (Abnormal)**

Resulted: 06/19/18 1423, Result status: Final result

Ordering provider: Samina Fakhr, MD 06/19/18 1418  
Filed by: Interface, Lab In Sunquest 06/19/18 1424  
External ID: T15484736

Order status: Completed  
Resulting lab: WS KENNESTONE HOSPITAL LAB  
Result details

**Specimen Information**

| Type  | Source | Collected By  |
|-------|--------|---------------|
| Other | Serum  | 06/19/18 1418 |

**Components**

| Component         | Value | Reference Range | Flag | Lab   |
|-------------------|-------|-----------------|------|-------|
| GLUCOSE, BEDSIDE  | 107   | 70 - 99 mg/dL   | H ^  | KHLAB |
| POC-OPERATOR'S ID | 70635 | ---             | ---  | KHLAB |

**POC FINGER STICK GLUCOSE [751296247]**

Electronically signed by: **Interface, Lab In Sunquest on 06/19/18 1634**  
Ordering user: Interface, Lab In Sunquest 06/19/18 1634  
Authorized by: Samina Fakhr, MD  
Quantity: 1  
Instance released by: (auto-released) 6/19/2018 4:42 PM

Status: **Completed**

Ordering provider: Samina Fakhr, MD  
Ordering mode: Standard  
Lab status: Final result

**Specimen Information**

| Type  | Source | Collected By  |
|-------|--------|---------------|
| Other | Serum  | 06/19/18 1634 |

**POC FINGER STICK GLUCOSE [751296247] (Abnormal)**

Resulted: 06/19/18 1642, Result status: Final result

Ordering provider: Samina Fakhr, MD 06/19/18 1634  
Filed by: Interface, Lab In Sunquest 06/19/18 1642  
External ID: T15486844

Order status: Completed  
Resulting lab: WS KENNESTONE HOSPITAL LAB  
Result details

**Specimen Information**

| Type  | Source | Collected By  |
|-------|--------|---------------|
| Other | Serum  | 06/19/18 1634 |

**Components**

| Component         | Value | Reference Range | Flag | Lab   |
|-------------------|-------|-----------------|------|-------|
| GLUCOSE, BEDSIDE  | 241   | 70 - 99 mg/dL   | H ^  | KHLAB |
| POC-OPERATOR'S ID | 65132 | ---             | ---  | KHLAB |

**POC FINGER STICK GLUCOSE [751296249]**

Electronically signed by: **Interface, Lab In Sunquest on 06/19/18 2234**  
Ordering user: Interface, Lab In Sunquest 06/19/18 2234  
Authorized by: Samina Fakhr, MD  
Quantity: 1  
Instance released by: (auto-released) 6/19/2018 10:38 PM

Status: **Completed**

Ordering provider: Samina Fakhr, MD  
Ordering mode: Standard  
Lab status: Final result

**Specimen Information**



WS Kennestone Hospital  
677 Church Street  
Marietta GA 30060-1101  
Inpatient Record

Maurice, Eugene George  
MRN: 561253820, DOB: 1/2/1949, Sex: M  
Adm: 6/17/2018, D/C: 6/21/2018

**Point of Care Testing-Docked Device - Orders and Results (continued)**

**POC FINGER STICK GLUCOSE [751296249] (continued)**

| Type  | Source | Collected By  |
|-------|--------|---------------|
| Other | Serum  | 06/19/18 2234 |

**POC FINGER STICK GLUCOSE [751296249] (Abnormal)**

Resulted: 06/19/18 2238, Result status: Final result

Ordering provider: Samina Fakhr, MD 06/19/18 2234  
Filed by: Interface, Lab In Sunquest 06/19/18 2238  
External ID: T15490302

Order status: Completed  
Resulting lab: WS KENNESTONE HOSPITAL LAB  
Result details

**Specimen Information**

| Type  | Source | Collected By  |
|-------|--------|---------------|
| Other | Serum  | 06/19/18 2234 |

**Components**

| Component         | Value | Reference Range | Flag | Lab   |
|-------------------|-------|-----------------|------|-------|
| GLUCOSE, BEDSIDE  | 135   | 70 - 99 mg/dL   | H ^  | KHLAB |
| POC-OPERATOR'S ID | 72988 | —               | —    | KHLAB |

**POC FINGER STICK GLUCOSE [751296257]**

Electronically signed by: Interface, Lab In Sunquest on 06/20/18 0734  
Ordering user: Interface, Lab In Sunquest 06/20/18 0734  
Authorized by: Samina Fakhr, MD  
Quantity: 1  
Instance released by: (auto-released) 6/20/2018 7:38 AM

Status: Completed

Ordering provider: Samina Fakhr, MD  
Ordering mode: Standard  
Lab status: Final result

**Specimen Information**

| Type  | Source | Collected By  |
|-------|--------|---------------|
| Other | Serum  | 06/20/18 0734 |

**POC FINGER STICK GLUCOSE [751296257] (Abnormal)**

Resulted: 06/20/18 0738, Result status: Final result

Ordering provider: Samina Fakhr, MD 06/20/18 0734  
Filed by: Interface, Lab In Sunquest 06/20/18 0738  
External ID: W15391241

Order status: Completed  
Resulting lab: WS KENNESTONE HOSPITAL LAB  
Result details

**Specimen Information**

| Type  | Source | Collected By  |
|-------|--------|---------------|
| Other | Serum  | 06/20/18 0734 |

**Components**

| Component         | Value | Reference Range | Flag | Lab   |
|-------------------|-------|-----------------|------|-------|
| GLUCOSE, BEDSIDE  | 119   | 70 - 99 mg/dL   | H ^  | KHLAB |
| POC-OPERATOR'S ID | 71054 | —               | —    | KHLAB |

**POC FINGER STICK GLUCOSE [751503302]**

Electronically signed by: Interface, Lab In Sunquest on 06/20/18 1237  
Ordering user: Interface, Lab In Sunquest 06/20/18 1237  
Authorized by: Samina Fakhr, MD  
Quantity: 1  
Instance released by: (auto-released) 6/20/2018 12:49 PM

Status: Completed

Ordering provider: Samina Fakhr, MD  
Ordering mode: Standard  
Lab status: Final result

**Specimen Information**

| Type  | Source | Collected By  |
|-------|--------|---------------|
| Other | Serum  | 06/20/18 1237 |

**POC FINGER STICK GLUCOSE [751503302] (Abnormal)**

Resulted: 06/20/18 1249, Result status: Final result

Ordering provider: Samina Fakhr, MD 06/20/18 1237

Order status: Completed



WS Kennestone Hospital  
677 Church Street  
Marietta GA 30060-1101  
Inpatient Record

Maurice, Eugene George  
MRN: 561253820, DOB: 1/2/1949, Sex: M  
Adm: 6/17/2018, D/C: 6/21/2018

**Point of Care Testing-Docked Device - Orders and Results (continued)**

Filed by: Interface, Lab In Sunquest 06/20/18 1249  
External ID: W15396459

Resulting lab: WS KENNESTONE HOSPITAL LAB  
Result details

**Specimen Information**

| Type  | Source | Collected By  |
|-------|--------|---------------|
| Other | Serum  | 06/20/18 1237 |

**Components**

| Component         | Value | Reference Range | Flag | Lab   |
|-------------------|-------|-----------------|------|-------|
| GLUCOSE, BEDSIDE  | 196   | 70 - 99 mg/dL   | H ^  | KHLAB |
| POC-OPERATOR'S ID | 77314 | —               | —    | KHLAB |

**POC FINGER STICK GLUCOSE [751503311]**

Electronically signed by: **Interface, Lab In Sunquest on 06/20/18 1752**  
Ordering user: Interface, Lab In Sunquest 06/20/18 1752  
Authorized by: Samina Fakhr, MD  
Quantity: 1  
Instance released by: (auto-released) 6/21/2018 7:33 AM

Ordering provider: Samina Fakhr, MD  
Ordering mode: Standard  
Lab status: Final result

Status: **Completed**

**Specimen Information**

| Type  | Source | Collected By  |
|-------|--------|---------------|
| Other | Serum  | 06/20/18 1752 |

**POC FINGER STICK GLUCOSE [751503311] (Abnormal)**

Resulted: 06/21/18 0733, Result status: Final result

Ordering provider: Samina Fakhr, MD 06/20/18 1752  
Filed by: Interface, Lab In Sunquest 06/21/18 0734  
External ID: W15403755

Order status: Completed  
Resulting lab: WS KENNESTONE HOSPITAL LAB  
Result details

**Specimen Information**

| Type  | Source | Collected By  |
|-------|--------|---------------|
| Other | Serum  | 06/20/18 1752 |

**Components**

| Component         | Value | Reference Range | Flag | Lab   |
|-------------------|-------|-----------------|------|-------|
| GLUCOSE, BEDSIDE  | 171   | 70 - 99 mg/dL   | H ^  | KHLAB |
| POC-OPERATOR'S ID | 81323 | —               | —    | KHLAB |

**POC FINGER STICK GLUCOSE [751503309]**

Electronically signed by: **Interface, Lab In Sunquest on 06/20/18 2103**  
Ordering user: Interface, Lab In Sunquest 06/20/18 2103  
Authorized by: Samina Fakhr, MD  
Quantity: 1  
Instance released by: (auto-released) 6/20/2018 9:23 PM

Ordering provider: Samina Fakhr, MD  
Ordering mode: Standard  
Lab status: Final result

Status: **Completed**

**Specimen Information**

| Type  | Source | Collected By  |
|-------|--------|---------------|
| Other | Serum  | 06/20/18 2103 |

**POC FINGER STICK GLUCOSE [751503309] (Abnormal)**

Resulted: 06/20/18 2123, Result status: Final result

Ordering provider: Samina Fakhr, MD 06/20/18 2103  
Filed by: Interface, Lab In Sunquest 06/20/18 2124  
External ID: W15402636

Order status: Completed  
Resulting lab: WS KENNESTONE HOSPITAL LAB  
Result details

**Specimen Information**

| Type  | Source | Collected By  |
|-------|--------|---------------|
| Other | Serum  | 06/20/18 2103 |





WS Kennestone Hospital  
677 Church Street  
Marietta GA 30060-1101  
Inpatient Record

Maurice, Eugene George  
MRN: 561253820, DOB: 1/2/1949, Sex: M  
Adm: 6/17/2018, D/C: 6/21/2018

**Point of Care Testing-Docked Device - Orders and Results (continued)**

**Components**

| Component         | Value | Reference Range | Flag | Lab   |
|-------------------|-------|-----------------|------|-------|
| GLUCOSE, BEDSIDE  | 160   | 70 - 99 mg/dL   | H ^  | KHLAB |
| POC-OPERATOR'S ID | 57003 | —               | —    | KHLAB |

**POC FINGER STICK GLUCOSE [751503313]**

Electronically signed by: **Interface, Lab In Sunquest on 06/21/18 0735**  
Ordering user: Interface, Lab In Sunquest 06/21/18 0735  
Authorized by: Samina Fakhr, MD  
Quantity: 1  
Instance released by: (auto-released) 6/21/2018 7:55 AM

Status: **Completed**

Ordering provider: Samina Fakhr, MD  
Ordering mode: Standard  
Lab status: Final result

**Specimen Information**

| Type  | Source | Collected By  |
|-------|--------|---------------|
| Other | Serum  | 06/21/18 0735 |

**POC FINGER STICK GLUCOSE [751503313] (Abnormal)**

Resulted: 06/21/18 0754, Result status: Final result

Ordering provider: Samina Fakhr, MD 06/21/18 0735  
Filed by: Interface, Lab In Sunquest 06/21/18 0755  
External ID: H15330360

Order status: Completed  
Resulting lab: WS KENNESTONE HOSPITAL LAB  
Result details

**Specimen Information**

| Type  | Source | Collected By  |
|-------|--------|---------------|
| Other | Serum  | 06/21/18 0735 |

**Components**

| Component         | Value | Reference Range | Flag | Lab   |
|-------------------|-------|-----------------|------|-------|
| GLUCOSE, BEDSIDE  | 120   | 70 - 99 mg/dL   | H ^  | KHLAB |
| POC-OPERATOR'S ID | 77322 | —               | —    | KHLAB |

**POC FINGER STICK GLUCOSE [751503322]**

Electronically signed by: **Interface, Lab In Sunquest on 06/21/18 1153**  
Ordering user: Interface, Lab In Sunquest 06/21/18 1153  
Authorized by: Samina Fakhr, MD  
Quantity: 1  
Instance released by: (auto-released) 6/21/2018 12:28 PM

Status: **Completed**

Ordering provider: Samina Fakhr, MD  
Ordering mode: Standard  
Lab status: Final result

**Specimen Information**

| Type  | Source | Collected By  |
|-------|--------|---------------|
| Other | Serum  | 06/21/18 1153 |

**POC FINGER STICK GLUCOSE [751503322] (Abnormal)**

Resulted: 06/21/18 1228, Result status: Final result

Ordering provider: Samina Fakhr, MD 06/21/18 1153  
Filed by: Interface, Lab In Sunquest 06/21/18 1228  
External ID: H15334958

Order status: Completed  
Resulting lab: WS KENNESTONE HOSPITAL LAB  
Result details

**Specimen Information**

| Type  | Source | Collected By  |
|-------|--------|---------------|
| Other | Serum  | 06/21/18 1153 |

**Components**

| Component         | Value | Reference Range | Flag | Lab   |
|-------------------|-------|-----------------|------|-------|
| GLUCOSE, BEDSIDE  | 186   | 70 - 99 mg/dL   | H ^  | KHLAB |
| POC-OPERATOR'S ID | 77322 | —               | —    | KHLAB |





WS Kennestone Hospital  
677 Church Street  
Marietta GA 30060-1101  
Inpatient Record

Maurice, Eugene George  
MRN: 561253820, DOB: 1/2/1949, Sex: M  
Adm: 6/17/2018, D/C: 6/21/2018

Point of Care Testing-Docked Device - Orders and Results (continued)

Lab - Orders and Results

CBC WITH DIFFERENTIAL [749935525]

Electronically signed by: Douglas E Krug, MD on 06/17/18 1505  
Ordering user: Douglas E Krug, MD 06/17/18 1505  
Authorized by: Douglas E Krug, MD  
Quantity: 1  
Instance released by: Douglas E Krug, MD (auto-released) 6/17/2018 3:06 PM

Ordering provider: Douglas E Krug, MD  
Ordering mode: Standard  
Lab status: Edited Result - FINAL

Status: Completed

Specimen Information

| Type  | Source | Collected By      |
|-------|--------|-------------------|
| Other | Blood  | 125 06/17/18 1514 |

CBC WITH DIFFERENTIAL [749935525] (Abnormal)

Resulted: 06/17/18 1631, Result status: Edited Result - FINAL

Ordering provider: Douglas E Krug, MD 06/17/18 1506  
Filed by: Interface, Lab In Sunquest 06/17/18 1632  
External ID: X13472627

Order status: Completed  
Resulting lab: WS KENNESTONE HOSPITAL LAB  
Result details

Specimen Information

| Type  | Source | Collected By      |
|-------|--------|-------------------|
| Other | Blood  | 125 06/17/18 1514 |

Components

| Component  | Value     | Reference Range     | Flag | Lab   |
|--|-----------|---------------------|------|-------|
| WBC COUNT  | 12.3      | 3.5 - 10.5 10E9/L   | H ^  | KHLAB |
| RBC Count  | 2.31      | 4.32 - 5.72 10E12/L | L v  | KHLAB |
| HGB  | 5.6       | 13.5 - 17.5 g/dL    | ⊠    | KHLAB |
| Comment:<br>NOTIFICATION VALUE CALLED<br>READ BACK AND CONFIRMED<br>TO K.KYWISE,RN AT 1608 ON 06/17/2018<br>NOTIFICATION VALUE CALLED<br>READ BACK AND CONFIRMED<br>TO K.WISE,RN AT 1608 ON 06/17/2018 |           |                     |      |       |
| Hematocrit   | 19        | 39 - 50 %           | ⊠    | KHLAB |
| Comment:<br>NOTIFICATION VALUE CALLED<br>READ BACK AND CONFIRMED<br>TO K.KYWISE,RN AT 1608 ON 06/17/2018<br>NOTIFICATION VALUE CALLED<br>READ BACK AND CONFIRMED<br>TO K.WISE,RN AT 1608 ON 06/17/2018 |           |                     |      |       |
| MCV  | 82        | 81 - 95 fL          | —    | KHLAB |
| MCH  | 24        | 26 - 34 pg          | L v  | KHLAB |
| MCHC   | 30        | 32 - 36 g/dL        | L v  | KHLAB |
| RDW  | 19.5      | 11.8 - 15.6 %       | H ^  | KHLAB |
| PLATELET   | 97        | 150 - 450 10E9/L    | L v  | KHLAB |
| MPV  | 10.7      | 9.4 - 12.4 fL       | —    | KHLAB |
| % NEUTROPHILS  | 66        | %                   | —    | KHLAB |
| % Lymphs   | 12        | %                   | —    | KHLAB |
| % Monos  | 20        | %                   | —    | KHLAB |
| % EOS  | 1         | %                   | —    | KHLAB |
| % BASOS  | 1         | %                   | —    | KHLAB |
| Absolute Neutrophils   | 8.1       | 1.7 - 7.0 10E9/L    | H ^  | KHLAB |
| Absolute Lymphs  | 1.5       | 1.5 - 4.0 10E9/L    | —    | KHLAB |
| Absolute Monos   | 2.5       | 0.3 - 0.9 10E9/L    | H ^  | KHLAB |
| Absolute EOS   | 0.1       | 0.1 - 0.5 10E9/L    | —    | KHLAB |
| Absolute Baso  | 0.1       | 0.0 - 0.3 10E9/L    | —    | KHLAB |
| PLATELET ESTIMATE  | DECREASED | —                   | —    | KHLAB |
| ANISOCYTOSIS   | 2+        | —                   | —    | KHLAB |
| HYPOCHROMIA  | 3+        | —                   | —    | KHLAB |
| POIKILOCYTOSIS   | 2+        | —                   | —    | KHLAB |



WS Kennestone Hospital  
677 Church Street  
Marietta GA 30060-1101  
Inpatient Record

Maurice, Eugene George  
MRN: 561253820, DOB: 1/2/1949, Sex: M  
Adm: 6/17/2018, D/C: 6/21/2018

**Lab - Orders and Results (continued)**

**PARTIAL THROMBOPLASTIN TIME (PTT) [749935529]**

Electronically signed by: **Douglas E Krug, MD on 06/17/18 1505**  
Ordering user: Douglas E Krug, MD 06/17/18 1505  
Authorized by: Douglas E Krug, MD  
Quantity: 1  
Instance released by: Douglas E Krug, MD (auto-released) 6/17/2018 3:06 PM

Status: **Completed**

Ordering provider: Douglas E Krug, MD  
Ordering mode: Standard  
Lab status: Final result

**Specimen Information**

| Type  | Source | Collected By      |
|-------|--------|-------------------|
| Other | Plasma | 125 06/17/18 1514 |

**PARTIAL THROMBOPLASTIN TIME (PTT) [749935529]**

Resulted: 06/17/18 1614, Result status: Final result

Ordering provider: Douglas E Krug, MD 06/17/18 1506  
Filed by: Interface, Lab In Sunquest 06/17/18 1614  
External ID: X13472627

Order status: Completed  
Resulting lab: WS KENNESTONE HOSPITAL LAB  
Result details

**Specimen Information**

| Type  | Source | Collected By      |
|-------|--------|-------------------|
| Other | Plasma | 125 06/17/18 1514 |

**Components**

| Component | Value | Reference Range | Flag | Lab   |
|-----------|-------|-----------------|------|-------|
| PTT       | 30    | 25 - 38 SEC     | —    | KHLAB |

**PROTHROMBIN TIME-INR [749935530]**

Electronically signed by: **Douglas E Krug, MD on 06/17/18 1505**  
Ordering user: Douglas E Krug, MD 06/17/18 1505  
Authorized by: Douglas E Krug, MD  
Quantity: 1  
Instance released by: Douglas E Krug, MD (auto-released) 6/17/2018 3:06 PM

Status: **Completed**

Ordering provider: Douglas E Krug, MD  
Ordering mode: Standard  
Lab status: Final result

**Specimen Information**

| Type  | Source | Collected By      |
|-------|--------|-------------------|
| Other | Plasma | 125 06/17/18 1514 |

**PROTHROMBIN TIME-INR [749935530] (Abnormal)**

Resulted: 06/17/18 1614, Result status: Final result

Ordering provider: Douglas E Krug, MD 06/17/18 1506  
Filed by: Interface, Lab In Sunquest 06/17/18 1614  
External ID: X13472627

Order status: Completed  
Resulting lab: WS KENNESTONE HOSPITAL LAB  
Result details

**Specimen Information**

| Type  | Source | Collected By      |
|-------|--------|-------------------|
| Other | Plasma | 125 06/17/18 1514 |

**Components**

| Component | Value | Reference Range   | Flag | Lab   |
|-----------|-------|-------------------|------|-------|
| PT        | 46.0  | 9.3 - 12.5 SEC    | H ^  | KHLAB |
| INR       | 4.07  | 0.85 - 1.15 RATIO | HH   | KHLAB |

Comment:  
NOTIFICATION VALUE CALLED  
READ BACK AND CONFIRMED  
TO K. WISE RN @ 1614 ON 06/17/18



WS Kennestone Hospital  
677 Church Street  
Marietta GA 30060-1101  
Inpatient Record

Maurice, Eugene George  
MRN: 561253820, DOB: 1/2/1949, Sex: M  
Adm: 6/17/2018, D/C: 6/21/2018

**Lab - Orders and Results (continued)**

**URINALYSIS,AUTOMATED [749935532]**

Electronically signed by: **Douglas E Krug, MD on 06/17/18 1505**  
Ordering user: Douglas E Krug, MD 06/17/18 1505  
Authorized by: Douglas E Krug, MD  
Quantity: 1  
Instance released by: Douglas E Krug, MD (auto-released) 6/17/2018 3:06 PM

Status: **Completed**

Ordering provider: Douglas E Krug, MD  
Ordering mode: Standard  
Lab status: Final result

**Specimen Information**

| Type  | Source | Collected By      |
|-------|--------|-------------------|
| Other | Urine  | 125 06/17/18 1514 |

**URINALYSIS,AUTOMATED [749935532] (Abnormal)**

Resulted: 06/17/18 1610, Result status: Final result

Ordering provider: Douglas E Krug, MD 06/17/18 1506  
Filed by: Interface, Lab In Sunquest 06/17/18 1611  
External ID: X13472629

Order status: Completed  
Resulting lab: WS KENNESTONE HOSPITAL LAB  
Result details

**Specimen Information**

| Type  | Source | Collected By      |
|-------|--------|-------------------|
| Other | Urine  | 125 06/17/18 1514 |

**Components**

| Component                | Value    | Reference Range                    | Flag | Lab   |
|--------------------------|----------|------------------------------------|------|-------|
| URINE COLOR              | YELLOW   | YELLOW                             | —    | KHLAB |
| URINE APPEARANCE         | CLOUDY   | CLEAR                              | A †  | KHLAB |
| URINE SPEC GRAVITY       | 1.005    | 1.001 - 1.040                      | —    | KHLAB |
| Urine pH                 | 5.0      | 5.0 - 8.0                          | —    | KHLAB |
| Urine Protein            | 2+       | NEGATIVE                           | A †  | KHLAB |
| URINE GLUCOSE,Iris       | NEGATIVE | NEGATIVE                           | —    | KHLAB |
| URINE KETONES            | NEGATIVE | NEGATIVE                           | —    | KHLAB |
| URINE BILIRUBIN          | NEGATIVE | NEGATIVE                           | —    | KHLAB |
| URINE BLOOD              | 1+       | NEGATIVE                           | A †  | KHLAB |
| URINE NITRITES           | NEGATIVE | NEGATIVE                           | —    | KHLAB |
| URINE LEUK ESTERASE      | TRACE    | NEGATIVE                           | A †  | KHLAB |
| URINE PRESERVATIVE       | NO       | —                                  | —    | KHLAB |
| URINE RBC                | 9        | 0 - 1 /HPF                         | H ^  | KHLAB |
| URINE WBC                | 29       | 0 - 5 /HPF                         | H ^  | KHLAB |
| URINE BACTERIA           | RARE     | NONE SEEN                          | A †  | KHLAB |
| Urine Amorphous Crystals | RARE     | REFERENCE RANGE<br>NOT ESTABLISHED | A †  | KHLAB |
| URINE SQUAMOUS EPI CELLS | 3        | 0 - 3 /HPF                         | —    | KHLAB |
| HYALINE CASTS            | 1        | 0 - 1 /LPF                         | —    | KHLAB |

**MAGNESIUM BLOOD [750930079]**

Electronically signed by: **Douglas E Krug, MD on 06/17/18 1510**  
Ordering user: Douglas E Krug, MD 06/17/18 1510  
Authorized by: Douglas E Krug, MD  
Quantity: 1  
Instance released by: Douglas E Krug, MD (auto-released) 6/17/2018 3:10 PM

Status: **Completed**

Ordering provider: Douglas E Krug, MD  
Ordering mode: Standard  
Lab status: Final result

**Specimen Information**

| Type  | Source | Collected By      |
|-------|--------|-------------------|
| Other | Serum  | 125 06/17/18 1514 |

**MAGNESIUM BLOOD [750930079]**

Resulted: 06/17/18 1618, Result status: Final result

Ordering provider: Douglas E Krug, MD 06/17/18 1510  
Filed by: Interface, Lab In Sunquest 06/17/18 1618  
External ID: X13472627

Order status: Completed  
Resulting lab: WS KENNESTONE HOSPITAL LAB  
Result details

**Specimen Information**

| Type | Source | Collected By |
|------|--------|--------------|
|------|--------|--------------|





WS Kennestone Hospital  
677 Church Street  
Marietta GA 30060-1101  
Inpatient Record

Maurice, Eugene George  
MRN: 561253820, DOB: 1/2/1949, Sex: M  
Adm: 6/17/2018, D/C: 6/21/2018

**Lab - Orders and Results (continued)**

Other Serum 125 06/17/18 1514

**Components**

| Component | Value | Reference Range | Flag | Lab   |
|-----------|-------|-----------------|------|-------|
| Magnesium | 2.3   | 1.6 - 2.6 mg/dL | —    | KHLAB |

**LACTIC ACID ASSAY [750930109]**

Electronically signed by: **Douglas E Krug, MD on 06/17/18 1613** Status: **Completed**  
 Ordering user: Douglas E Krug, MD 06/17/18 1613 Ordering provider: Douglas E Krug, MD  
 Authorized by: Douglas E Krug, MD Ordering mode: Standard  
 Quantity: 1 Lab status: Final result  
 Instance released by: Douglas E Krug, MD (auto-released) 6/17/2018 4:13 PM  
 Order comments: If initial lactic acid is <2.0 may cancel additional lactic acid orders after consult with ED physician

**Specimen Information**

| Type  | Source | Collected By        |
|-------|--------|---------------------|
| Other | Plasma | 36863 06/17/18 1637 |

**LACTIC ACID ASSAY [750930109] (Abnormal)**

Resulted: 06/17/18 1744, Result status: Final result

Ordering provider: Douglas E Krug, MD 06/17/18 1613 Order status: Completed  
 Filed by: Interface, Lab In Sunquest 06/17/18 1744 Resulting lab: WS KENNESTONE HOSPITAL LAB  
 External ID: X13473158 Result details

**Specimen Information**

| Type  | Source | Collected By        |
|-------|--------|---------------------|
| Other | Plasma | 36863 06/17/18 1637 |

**Components**

| Component   | Value | Reference Range  | Flag     | Lab   |
|-------------|-------|------------------|----------|-------|
| LACTIC ACID | 8.3   | 0.5 - 2.2 mmol/L | <b>H</b> | KHLAB |

Comment:  
 NO VISIBLE HEMOLYSIS  
 NOTE REFERENCE RANGE IS FOR VENOUS SPECIMENS  
 NOTIFICATION VALUE CALLED  
 READ BACK AND CONFIRMED  
 TO RN B.ROONEY @1743 ON 6/17/18

**LACTIC ACID ASSAY [750930110]**

Electronically signed by: **Douglas E Krug, MD on 06/17/18 1613** Status: **Completed**  
 Ordering user: Douglas E Krug, MD 06/17/18 1613 Ordering provider: Douglas E Krug, MD  
 Authorized by: Douglas E Krug, MD Ordering mode: Standard  
 Quantity: 1 Lab status: Final result  
 Instance released by: Douglas E Krug, MD (auto-released) 6/17/2018 4:13 PM  
 Order comments: If initial lactic acid is <2.0 may cancel additional lactic acid orders after consult with ED physician

**Specimen Information**

| Type  | Source | Collected By  |
|-------|--------|---------------|
| Other | Plasma | 06/17/18 2030 |

**LACTIC ACID ASSAY [750930110] (Abnormal)**

Resulted: 06/17/18 2125, Result status: Final result

Ordering provider: Douglas E Krug, MD 06/17/18 1613 Order status: Completed  
 Filed by: Interface, Lab In Sunquest 06/17/18 2125 Resulting lab: WS KENNESTONE HOSPITAL LAB  
 External ID: X13474606 Result details

**Specimen Information**

| Type  | Source | Collected By  |
|-------|--------|---------------|
| Other | Plasma | 06/17/18 2030 |





WS Kennestone Hospital  
677 Church Street  
Marietta GA 30060-1101  
Inpatient Record

Maurice, Eugene George  
MRN: 561253820, DOB: 1/2/1949, Sex: M  
Adm: 6/17/2018, D/C: 6/21/2018

**Lab - Orders and Results (continued)**

**Components**

| Component   | Value | Reference Range  | Flag | Lab   |
|-------------|-------|------------------|------|-------|
| LACTIC ACID | 6.8   | 0.5 - 2.2 mmol/L | HH   | KHLAB |

Comment: NOTE REFERENCE RANGE IS FOR VENOUS SPECIMENS PREVIOUSLY NOTIFIED

**LACTIC ACID ASSAY [750930111]**

Electronically signed by: **Douglas E Krug, MD on 06/17/18 1613** Status: **Completed**  
 Ordering user: Douglas E Krug, MD 06/17/18 1613 Ordering provider: Douglas E Krug, MD  
 Authorized by: Douglas E Krug, MD Ordering mode: Standard  
 Quantity: 1 Lab status: Final result  
 Instance released by: Douglas E Krug, MD (auto-released) 6/17/2018 4:13 PM  
 Order comments: If initial lactic acid is <2.0 may cancel additional lactic acid orders after consult with ED physician

**Specimen Information**

| Type  | Source | Collected By  |
|-------|--------|---------------|
| Other | Plasma | 06/18/18 0030 |

**LACTIC ACID ASSAY [750930111] (Abnormal)**

Resulted: 06/18/18 0158, Result status: Final result

Ordering provider: Douglas E Krug, MD 06/17/18 1613 Order status: Completed  
 Filed by: Interface, Lab In Sunquest 06/18/18 0158 Resulting lab: WS KENNESTONE HOSPITAL LAB  
 External ID: X13476001 Result details

**Specimen Information**

| Type  | Source | Collected By  |
|-------|--------|---------------|
| Other | Plasma | 06/18/18 0030 |

**Components**

| Component   | Value | Reference Range  | Flag | Lab   |
|-------------|-------|------------------|------|-------|
| LACTIC ACID | 5.5   | 0.5 - 2.2 mmol/L | HH   | KHLAB |

Comment:  
NO VISIBLE HEMOLYSIS  
NOTE REFERENCE RANGE IS FOR VENOUS SPECIMENS  
PREVIOUSLY NOTIFIED

**COMPREHENSIVE METABOLIC PANEL [750942939]**

Electronically signed by: **Naomi W Muhia, NP on 06/17/18 1719** Status: **Completed**  
 Ordering user: Naomi W Muhia, NP 06/17/18 1719 Ordering provider: Naomi W Muhia, NP  
 Authorized by: Charu G Prakash, MD Ordering mode: Standard  
 Cosigning events  
 Electronically cosigned by Charu G Prakash, MD 06/18/18 0958 for Ordering  
 Quantity: 1 Lab status: Final result  
 Instance released by: Amy Feltz, RN (auto-released) 6/17/2018 10:24 PM

**Specimen Information**

| Type  | Source | Collected By        |
|-------|--------|---------------------|
| Other | Serum  | 63501 06/18/18 0500 |

**COMPREHENSIVE METABOLIC PANEL [750942939] (Abnormal)**

Resulted: 06/18/18 0632, Result status: Final result

Ordering provider: Naomi W Muhia, NP 06/17/18 2224 Order status: Completed  
 Filed by: Interface, Lab In Sunquest 06/18/18 0633 Resulting lab: WS KENNESTONE HOSPITAL LAB  
 External ID: M15294515 Result details

**Specimen Information**

| Type  | Source | Collected By        |
|-------|--------|---------------------|
| Other | Serum  | 63501 06/18/18 0500 |



WS Kennestone Hospital  
677 Church Street  
Marietta GA 30060-1101  
Inpatient Record

Maurice, Eugene George  
MRN: 561253820, DOB: 1/2/1949, Sex: M  
Adm: 6/17/2018, D/C: 6/21/2018

**Lab - Orders and Results (continued)**

**Components**

| Component          | Value | Reference Range    | Flag | Lab   |
|--------------------|-------|--------------------|------|-------|
| Sodium,S           | 139   | 136 - 145 mmol/L   | —    | KHLAB |
| Potassium          | 4.0   | 3.5 - 5.1 mmol/L   | —    | KHLAB |
| Chloride           | 99    | 98 - 107 mmol/L    | —    | KHLAB |
| Co2                | 21    | 22 - 29 mmol/L     | L v  | KHLAB |
| Glucose            | 116   | 70 - 99 mg/dL      | H ^  | KHLAB |
| BUN                | 58    | 8 - 23 mg/dL       | H ^  | KHLAB |
| CREATININE,S       | 1.98  | 0.7 - 1.2 mg/dL    | H ^  | KHLAB |
| PROTEIN,TOTAL      | 5.9   | 6.4 - 8.3 g/dL     | L v  | KHLAB |
| ALBUMIN,S          | 3.2   | 3.5 - 5.2 g/dL     | L v  | KHLAB |
| CALCIUM,TOTAL      | 8.1   | 8.8 - 10.2 mg/dL   | L v  | KHLAB |
| BILIRUBIN, TOTAL   | 1.4   | 0.0 - 1.2 mg/dL    | H ^  | KHLAB |
| ALKALINE PHOS      | 137   | 40 - 129 IU/L      | H ^  | KHLAB |
| AST (SGOT)         | 723   | 0 - 40 IU/L        | H ^  | KHLAB |
| ALT (SGPT)         | 1,072 | 0 - 41 IU/L        | H ^  | KHLAB |
| GLOBULIN           | 2.7   | 2.4 - 4.0 g/dL     | —    | KHLAB |
| ANION GAP          | 23    | 12 - 20            | H ^  | KHLAB |
| GFR Non-Afric Amer | 34    | >59 ml/min/1.73 m2 | L v  | KHLAB |
| GFR AFRICAN AMER   | 41    | >59 ml/min/1.73 m2 | L v  | KHLAB |

**LIPID PANEL [750942940]**

Electronically signed by: **Naomi W Muhia, NP on 06/17/18 1719**  
 Ordering user: Naomi W Muhia, NP 06/17/18 1719  
 Authorized by: Charu G Prakash, MD  
 Cosigning events  
 Electronically cosigned by Charu G Prakash, MD 06/18/18 0958 for Ordering  
 Quantity: 1  
 Instance released by: Amy Feltz, RN (auto-released) 6/17/2018 10:24 PM  
 Order comments: Standard fasting

Ordering provider: Naomi W Muhia, NP  
 Ordering mode: Standard

Status: **Completed**

Lab status: Final result

**Specimen Information**

| Type  | Source | Collected By        |
|-------|--------|---------------------|
| Other | Serum  | 63501 06/18/18 0500 |

**LIPID PANEL [750942940] (Abnormal)**

Resulted: 06/18/18 0623, Result status: Final result

Ordering provider: Naomi W Muhia, NP 06/17/18 2224  
 Filed by: Interface, Lab In Sunquest 06/18/18 0623  
 External ID: M15294515

Order status: Completed  
 Resulting lab: WS KENNESTONE HOSPITAL LAB  
 Result details

**Specimen Information**

| Type  | Source | Collected By        |
|-------|--------|---------------------|
| Other | Serum  | 63501 06/18/18 0500 |

**Components**

| Component   | Value | Reference Range | Flag | Lab   |
|---|-------|-----------------|------|-------|
| CHOLESTEROL,TOTAL   | 57    | <200 mg/dL      | —    | KHLAB |
| Comment:<br>Interpretive Values:<br>Desirable: <200 mg/dL<br>Borderline High: 200-239 mg/dL<br>High: >or=240 mg/dL                          |       |                 |      |       |
| Triglycerides   | 77    | <150 mg/dL      | —    | KHLAB |
| Comment:<br>Interpretive Values:<br>Normal: <150 mg/dL<br>Borderline High: 150-199 mg/dL<br>High: 200-499 mg/dL<br>Very High: >or=500 mg/dL |       |                 |      |       |



WS Kennestone Hospital  
677 Church Street  
Marietta GA 30060-1101  
Inpatient Record

Maurice, Eugene George  
MRN: 561253820, DOB: 1/2/1949, Sex: M  
Adm: 6/17/2018, D/C: 6/21/2018

**Lab - Orders and Results (continued)**

HDL CHOLESTEROL 13 >39 mg/dL L KHLAB

Comment:  
Interpretive Values:  
Males: >or=40 mg/dL  
Females: >or=50 mg/dL

LDL 29 <100 mg/dl KHLAB

Comment:  
Interpretive Values:  
Optimal: <100 mg/dL  
Near or Above Optimal: 100-129 mg/dL  
Borderline High: 130-159 mg/dL  
High: 160-189 mg/dL  
Very High: >or=190 mg/dL

CHOLEST/HDL RATIO 4.4 0.0 - 5.5 Ratio KHLAB

NON-HDL CHOLESTEROL 44 <130 mg/dL KHLAB

Comment:  
Interpretive Values:  
Desirable: <130 mg/dL  
Above Desirable: 130-159 mg/dL  
Borderline High: 160-189 mg/dL  
High: 190-219 mg/dL  
Very High: >or=220 mg/dL

**TSH [750942941]**

Electronically signed by: Naomi W Muhia, NP on 06/17/18 1719

Status: **Discontinued**

Ordering user: Naomi W Muhia, NP 06/17/18 1719

Ordering provider: Naomi W Muhia, NP

Authorized by: Charu G Prakash, MD

Ordering mode: Standard

Cosigning events

Electronically cosigned by Charu G Prakash, MD 06/18/18 0958 for Ordering

Instance released by: Amy Feltz, RN (auto-released) 6/17/2018 10:24 PM

Quantity: 1

Discontinued by: Interface, Lab In Sunquest 06/21/18 0431 [Specimen Not Received (Cancelled by Lab Specimen was not received)]

**Specimen Information**

| Type  | Source | Collected By  |
|-------|--------|---------------|
| Blood | Blood  | 06/17/18 2225 |

**VITAMIN B12 ASSAY [750942942]**

Electronically signed by: Naomi W Muhia, NP on 06/17/18 1719

Status: **Completed**

Ordering user: Naomi W Muhia, NP 06/17/18 1719

Ordering provider: Naomi W Muhia, NP

Authorized by: Charu G Prakash, MD

Ordering mode: Standard

Cosigning events

Electronically cosigned by Charu G Prakash, MD 06/18/18 0958 for Ordering

Lab status: Final result

Quantity: 1

Instance released by: Amy Feltz, RN (auto-released) 6/17/2018 10:24 PM

**Specimen Information**

| Type  | Source | Collected By  |
|-------|--------|---------------|
| Other | Serum  | 06/18/18 0030 |

**VITAMIN B12 ASSAY [750942942] (Abnormal)**

Resulted: 06/18/18 0409, Result status: Final result

Ordering provider: Naomi W Muhia, NP 06/17/18 2224

Order status: Completed

Filed by: Interface, Lab In Sunquest 06/18/18 0409

Resulting lab: WS KENNESTONE HOSPITAL LAB

External ID: X13475994

Result details

**Specimen Information**

| Type  | Source | Collected By  |
|-------|--------|---------------|
| Other | Serum  | 06/18/18 0030 |

**Components**

| Component   | Value  | Reference Range   | Flag | Lab   |
|-------------|--------|-------------------|------|-------|
| Vitamin B12 | >2,000 | 232 - 1,245 pg/mL | H ^  | KHLAB |





WS Kennestone Hospital  
677 Church Street  
Marietta GA 30060-1101  
Inpatient Record

Maurice, Eugene George  
MRN: 561253820, DOB: 1/2/1949, Sex: M  
Adm: 6/17/2018, D/C: 6/21/2018

**Lab - Orders and Results (continued)**

Comment:  
HIGH DOSES OF BIOTIN TAKEN WITHIN 8 HOURS OF BLOOD COLLECTION MAY INTERFERE WITH THE RESULTS OF THIS ASSAY

**FOLATE ASSAY [750942943]**

Electronically signed by: **Naomi W Muhia, NP on 06/17/18 1719** Status: **Completed**  
 Ordering user: Naomi W Muhia, NP 06/17/18 1719 Ordering provider: Naomi W Muhia, NP  
 Authorized by: Charu G Prakash, MD Ordering mode: Standard  
 Cosigning events  
 Electronically cosigned by Charu G Prakash, MD 06/18/18 0958 for Ordering  
 Quantity: 1 Lab status: Final result  
 Instance released by: Amy Feltz, RN (auto-released) 6/17/2018 10:24 PM

**Specimen Information**

| Type  | Source | Collected By  |
|-------|--------|---------------|
| Other | Serum  | 06/18/18 0030 |

**FOLATE ASSAY [750942943]**

Resulted: 06/18/18 0347, Result status: Final result

Ordering provider: Naomi W Muhia, NP 06/17/18 2224 Order status: Completed  
 Filed by: Interface, Lab In Sunquest 06/18/18 0347 Resulting lab: WS KENNESTONE HOSPITAL LAB  
 External ID: X13475994 Result details

**Specimen Information**

| Type  | Source | Collected By  |
|-------|--------|---------------|
| Other | Serum  | 06/18/18 0030 |

**Components**

| Component | Value | Reference Range  | Flag | Lab   |
|-----------|-------|------------------|------|-------|
| Folate    | 17.6  | 4.8 - 24.2 ng/mL | —    | KHLAB |

Comment:  
HIGH DOSES OF BIOTIN TAKEN WITHIN 8 HOURS OF BLOOD COLLECTION MAY INTERFERE WITH THE RESULTS OF THIS ASSAY

**HEMOGLOBIN A1C WITH EAG [750942944]**

Electronically signed by: **Naomi W Muhia, NP on 06/17/18 1719** Status: **Completed**  
 Ordering user: Naomi W Muhia, NP 06/17/18 1719 Ordering provider: Naomi W Muhia, NP  
 Authorized by: Charu G Prakash, MD Ordering mode: Standard  
 Cosigning events  
 Electronically cosigned by Charu G Prakash, MD 06/18/18 0958 for Ordering  
 Quantity: 1 Lab status: Final result  
 Instance released by: Amy Feltz, RN (auto-released) 6/17/2018 10:24 PM

**Specimen Information**

| Type  | Source | Collected By        |
|-------|--------|---------------------|
| Other | Blood  | 63501 06/18/18 0500 |

**HEMOGLOBIN A1C WITH EAG [750942944] (Abnormal)**

Resulted: 06/18/18 1029, Result status: Final result

Ordering provider: Naomi W Muhia, NP 06/17/18 2224 Order status: Completed  
 Filed by: Interface, Lab In Sunquest 06/18/18 1029 Resulting lab: WS KENNESTONE HOSPITAL LAB  
 External ID: M15294515 Result details

**Specimen Information**

| Type  | Source | Collected By        |
|-------|--------|---------------------|
| Other | Blood  | 63501 06/18/18 0500 |

**Components**

| Component      | Value | Reference Range | Flag | Lab   |
|----------------|-------|-----------------|------|-------|
| HEMOGLOBIN A1C | 6.0   | 4.8 - 5.6 %     | H ^  | KHLAB |

Comment:  
Disease processes which shorten erythrocyte half life will decrease HbA1C values. Some hemoglobin variants may interfere with this method. Interpret result accordingly.





WS Kennestone Hospital  
677 Church Street  
Marietta GA 30060-1101  
Inpatient Record

Maurice, Eugene George  
MRN: 561253820, DOB: 1/2/1949, Sex: M  
Adm: 6/17/2018, D/C: 6/21/2018

**Lab - Orders and Results (continued)**

Prediabetes 5.7% to 6.4%  
Diabetes >=6.5%  
Per ADA Recommendations.  
PLEASE NOTE NEW REFERENCE RANGE EFFECTIVE 04/20/2018.

Estimated Average Glucose 126 <115 mg/dL H<sup>A</sup> KHLAB  
Comment: PLEASE NOTE NEW REFERENCE RANGE EFFECTIVE 04/20/2018.

**MAGNESIUM BLOOD [750942945]**

Electronically signed by: **Naomi W Muhia, NP on 06/17/18 1719** Status: **Completed**  
Ordering user: Naomi W Muhia, NP 06/17/18 1719 Ordering provider: Naomi W Muhia, NP  
Authorized by: Charu G Prakash, MD Ordering mode: Standard  
Cosigning events  
Electronically cosigned by Charu G Prakash, MD 06/18/18 0958 for Ordering  
Quantity: 1 Lab status: Final result  
Instance released by: Amy Feltz, RN (auto-released) 6/17/2018 10:24 PM

**Specimen Information**

| Type  | Source | Collected By  |
|-------|--------|---------------|
| Other | Serum  | 06/18/18 0030 |

**MAGNESIUM BLOOD [750942945]**

Resulted: 06/18/18 0328, Result status: Final result

Ordering provider: Naomi W Muhia, NP 06/17/18 2224 Order status: Completed  
Filed by: Interface, Lab In Sunquest 06/18/18 0328 Resulting lab: WS KENNESTONE HOSPITAL LAB  
External ID: X13475994 Result details

**Specimen Information**

| Type  | Source | Collected By  |
|-------|--------|---------------|
| Other | Serum  | 06/18/18 0030 |

**Components**

| Component | Value | Reference Range | Flag | Lab   |
|-----------|-------|-----------------|------|-------|
| Magnesium | 2.1   | 1.6 - 2.6 mg/dL | —    | KHLAB |

**CK [750969648]**

Electronically signed by: **Naomi W Muhia, NP on 06/17/18 1719** Status: **Completed**  
Ordering user: Naomi W Muhia, NP 06/17/18 1719 Ordering provider: Naomi W Muhia, NP  
Authorized by: Charu G Prakash, MD Ordering mode: Standard  
Cosigning events  
Electronically cosigned by Charu G Prakash, MD 06/18/18 0958 for Ordering  
Quantity: 1 Lab status: Final result  
Instance released by: Amy Feltz, RN (auto-released) 6/17/2018 10:24 PM

**Specimen Information**

| Type  | Source | Collected By  |
|-------|--------|---------------|
| Other | Serum  | 06/18/18 0030 |

**CK [750969648]**

Resulted: 06/18/18 0328, Result status: Final result

Ordering provider: Naomi W Muhia, NP 06/17/18 2224 Order status: Completed  
Filed by: Interface, Lab In Sunquest 06/18/18 0328 Resulting lab: WS KENNESTONE HOSPITAL LAB  
External ID: X13475994 Result details

**Specimen Information**

| Type  | Source | Collected By  |
|-------|--------|---------------|
| Other | Serum  | 06/18/18 0030 |

**Components**

| Component | Value | Reference Range | Flag | Lab   |
|-----------|-------|-----------------|------|-------|
| CK        | 192   | 39 - 308 IU/L   | —    | KHLAB |



WS Kennestone Hospital  
677 Church Street  
Marietta GA 30060-1101  
Inpatient Record

Maurice, Eugene George  
MRN: 561253820, DOB: 1/2/1949, Sex: M  
Adm: 6/17/2018, D/C: 6/21/2018

**Lab - Orders and Results (continued)**

**CK [750969649]**

Electronically signed by: **Naomi W Muhia, NP on 06/17/18 1719**  
Ordering user: Naomi W Muhia, NP 06/17/18 1719  
Authorized by: Charu G Prakash, MD  
Cosigning events  
Electronically cosigned by Charu G Prakash, MD 06/18/18 0958 for Ordering  
Quantity: 1  
Instance released by: Amy Feltz, RN (auto-released) 6/17/2018 10:24 PM

Ordering provider: Naomi W Muhia, NP  
Ordering mode: Standard

Status: **Completed**

Lab status: Final result

**Specimen Information**

| Type  | Source | Collected By        |
|-------|--------|---------------------|
| Other | Serum  | 63501 06/18/18 0500 |

**CK [750969649]**

Resulted: 06/18/18 0623, Result status: Final result

Ordering provider: Naomi W Muhia, NP 06/17/18 2224  
Filed by: Interface, Lab In Sunquest 06/18/18 0623  
External ID: M15294515

Order status: Completed  
Resulting lab: WS KENNESTONE HOSPITAL LAB  
Result details

**Specimen Information**

| Type  | Source | Collected By        |
|-------|--------|---------------------|
| Other | Serum  | 63501 06/18/18 0500 |

**Components**

| Component | Value | Reference Range | Flag | Lab   |
|-----------|-------|-----------------|------|-------|
| CK        | 186   | 39 - 308 IU/L   | —    | KHLAB |

**CREATINE KINASE (CK), MB [750969650]**

Electronically signed by: **Naomi W Muhia, NP on 06/17/18 1719**  
Ordering user: Naomi W Muhia, NP 06/17/18 1719  
Authorized by: Charu G Prakash, MD  
Cosigning events  
Electronically cosigned by Charu G Prakash, MD 06/18/18 0958 for Ordering  
Quantity: 1  
Instance released by: Amy Feltz, RN (auto-released) 6/17/2018 10:24 PM

Ordering provider: Naomi W Muhia, NP  
Ordering mode: Standard

Status: **Completed**

Lab status: Final result

**Specimen Information**

| Type  | Source | Collected By  |
|-------|--------|---------------|
| Other | Serum  | 06/18/18 0030 |

**CREATINE KINASE (CK), MB [750969650]**

Resulted: 06/18/18 0209, Result status: Final result

Ordering provider: Naomi W Muhia, NP 06/17/18 2224  
Filed by: Interface, Lab In Sunquest 06/18/18 0209  
External ID: X13475994

Order status: Completed  
Resulting lab: WS KENNESTONE HOSPITAL LAB  
Result details

**Specimen Information**

| Type  | Source | Collected By  |
|-------|--------|---------------|
| Other | Serum  | 06/18/18 0030 |

**Components**

| Component     | Value | Reference Range | Flag | Lab   |
|---------------|-------|-----------------|------|-------|
| CK-MB (QUANT) | 2.7   | 0 - 10.4 ng/mL  | —    | KHLAB |

Comment:  
HIGH DOSES OF BIOTIN TAKEN WITHIN 8 HOURS OF BLOOD COLLECTION MAY INTERFERE WITH THE RESULTS OF THIS ASSAY



WS Kennestone Hospital  
677 Church Street  
Marietta GA 30060-1101  
Inpatient Record

Maurice, Eugene George  
MRN: 561253820, DOB: 1/2/1949, Sex: M  
Adm: 6/17/2018, D/C: 6/21/2018

**Lab - Orders and Results (continued)**

**CREATINE KINASE (CK), MB [750969651]**

Electronically signed by: **Naomi W Muhia, NP on 06/17/18 1719**  
Ordering user: Naomi W Muhia, NP 06/17/18 1719  
Authorized by: Charu G Prakash, MD  
Cosigning events  
Electronically cosigned by Charu G Prakash, MD 06/18/18 0958 for Ordering  
Quantity: 1  
Instance released by: Amy Feltz, RN (auto-released) 6/17/2018 10:24 PM

Ordering provider: Naomi W Muhia, NP  
Ordering mode: Standard

Status: **Completed**

Lab status: Final result

**Specimen Information**

| Type  | Source | Collected By        |
|-------|--------|---------------------|
| Other | Serum  | 63501 06/18/18 0500 |

**CREATINE KINASE (CK), MB [750969651]**

Resulted: 06/18/18 0623, Result status: Final result

Ordering provider: Naomi W Muhia, NP 06/17/18 2224  
Filed by: Interface, Lab In Sunquest 06/18/18 0623  
External ID: M15294515

Order status: Completed  
Resulting lab: WS KENNESTONE HOSPITAL LAB  
Result details

**Specimen Information**

| Type  | Source | Collected By        |
|-------|--------|---------------------|
| Other | Serum  | 63501 06/18/18 0500 |

**Components**

| Component  | Value | Reference Range | Flag | Lab   |
|--|-------|-----------------|------|-------|
| CK-MB (QUANT)  | 2.6   | 0 - 10.4 ng/mL  | —    | KHLAB |
| Comment:<br>HIGH DOSES OF BIOTIN TAKEN WITHIN 8 HOURS OF BLOOD COLLECTION MAY INTERFERE WITH THE RESULTS OF THIS ASSAY |       |                 |      |       |

**TROPONIN T [750969652]**

Electronically signed by: **Naomi W Muhia, NP on 06/17/18 1719**  
Ordering user: Naomi W Muhia, NP 06/17/18 1719  
Authorized by: Charu G Prakash, MD  
Cosigning events  
Electronically cosigned by Charu G Prakash, MD 06/18/18 0958 for Ordering  
Quantity: 1  
Instance released by: Amy Feltz, RN (auto-released) 6/17/2018 10:24 PM

Ordering provider: Naomi W Muhia, NP  
Ordering mode: Standard

Status: **Completed**

Lab status: Final result

**Specimen Information**

| Type  | Source | Collected By  |
|-------|--------|---------------|
| Other | Serum  | 06/18/18 0030 |

**TROPONIN T [750969652] (Abnormal)**

Resulted: 06/18/18 0328, Result status: Final result

Ordering provider: Naomi W Muhia, NP 06/17/18 2224  
Filed by: Interface, Lab In Sunquest 06/18/18 0328  
External ID: X13475994

Order status: Completed  
Resulting lab: WS KENNESTONE HOSPITAL LAB  
Result details

**Specimen Information**

| Type  | Source | Collected By  |
|-------|--------|---------------|
| Other | Serum  | 06/18/18 0030 |

**Components**

| Component  | Value | Reference Range | Flag | Lab   |
|--|-------|-----------------|------|-------|
| Troponin T   | 0.05  | <0.03 ng/mL     |      | KHLAB |
| Comment:<br>HIGH DOSES OF BIOTIN TAKEN WITHIN 8 HOURS OF BLOOD COLLECTION MAY INTERFERE WITH THE RESULTS OF THIS ASSAY<br>NOTIFICATION VALUE CALLED<br>READ BACK AND CONFIRMED<br>TO KELSEY BRYANT RN @0328 06/18/2018 |       |                 |      |       |





WS Kennestone Hospital  
677 Church Street  
Marietta GA 30060-1101  
Inpatient Record

Maurice, Eugene George  
MRN: 561253820, DOB: 1/2/1949, Sex: M  
Adm: 6/17/2018, D/C: 6/21/2018

**Lab - Orders and Results (continued)**

**TROPONIN T [750969653]**

Electronically signed by: **Naomi W Muhia, NP on 06/17/18 1719**  
Ordering user: Naomi W Muhia, NP 06/17/18 1719  
Authorized by: Charu G Prakash, MD  
Cosigning events  
Electronically cosigned by Charu G Prakash, MD 06/18/18 0958 for Ordering  
Quantity: 1  
Instance released by: Amy Feltz, RN (auto-released) 6/17/2018 10:24 PM

Ordering provider: Naomi W Muhia, NP  
Ordering mode: Standard

Status: **Completed**

Lab status: Final result

**Specimen Information**

| Type  | Source | Collected By        |
|-------|--------|---------------------|
| Other | Serum  | 63501 06/18/18 0500 |

**TROPONIN T [750969653] (Abnormal)**

Resulted: 06/18/18 0623, Result status: Final result

Ordering provider: Naomi W Muhia, NP 06/17/18 2224  
Filed by: Interface, Lab In Sunquest 06/18/18 0623  
External ID: M15294515

Order status: Completed  
Resulting lab: WS KENNESTONE HOSPITAL LAB  
Result details

**Specimen Information**

| Type  | Source | Collected By        |
|-------|--------|---------------------|
| Other | Serum  | 63501 06/18/18 0500 |

**Components**

| Component  | Value | Reference Range | Flag | Lab   |
|------------|-------|-----------------|------|-------|
| Troponin T | 0.05  | <0.03 ng/mL     |      | KHLAB |

Comment:  
HIGH DOSES OF BIOTIN TAKEN WITHIN 8 HOURS OF BLOOD COLLECTION MAY INTERFERE WITH THE RESULTS OF THIS ASSAY  
PREVIOUSLY NOTIFIED

**CBC WITH DIFFERENTIAL [750969654]**

Electronically signed by: **Naomi W Muhia, NP on 06/17/18 1719**  
Ordering user: Naomi W Muhia, NP 06/17/18 1719  
Authorized by: Charu G Prakash, MD  
Cosigning events  
Electronically cosigned by Charu G Prakash, MD 06/18/18 0958 for Ordering  
Quantity: 1  
Instance released by: Amy Feltz, RN (auto-released) 6/17/2018 10:24 PM

Ordering provider: Naomi W Muhia, NP  
Ordering mode: Standard

Status: **Completed**

Lab status: Edited Result - FINAL

**Specimen Information**

| Type  | Source | Collected By        |
|-------|--------|---------------------|
| Other | Blood  | 63501 06/18/18 0500 |

**CBC WITH DIFFERENTIAL [750969654] (Abnormal)**

Resulted: 06/18/18 0742, Result status: Edited Result - FINAL

Ordering provider: Naomi W Muhia, NP 06/17/18 2224  
Filed by: Interface, Lab In Sunquest 06/18/18 0743  
External ID: M15294515

Order status: Completed  
Resulting lab: WS KENNESTONE HOSPITAL LAB  
Result details

**Specimen Information**

| Type  | Source | Collected By        |
|-------|--------|---------------------|
| Other | Blood  | 63501 06/18/18 0500 |

**Components**

| Component  | Value | Reference Range     | Flag | Lab   |
|------------|-------|---------------------|------|-------|
| WBC COUNT  | 10.0  | 3.5 - 10.5 10E9/L   | ---  | KHLAB |
| RBC Count  | 2.55  | 4.32 - 5.72 10E12/L | L    | KHLAB |
| HGB        | 6.3   | 13.5 - 17.5 g/dL    | L    | KHLAB |
| Hematocrit | 21    | 39 - 50 %           | L    | KHLAB |
| MCV        | 81    | 81 - 95 fL          | ---  | KHLAB |
| MCH        | 25    | 26 - 34 pg          | L    | KHLAB |





WS Kennestone Hospital  
677 Church Street  
Marietta GA 30060-1101  
Inpatient Record

Maurice, Eugene George  
MRN: 561253820, DOB: 1/2/1949, Sex: M  
Adm: 6/17/2018, D/C: 6/21/2018

**Lab - Orders and Results (continued)**

|                      |           |  |     |       |
|----------------------|-----------|--|-----|-------|
| MCHC                 | 31        | 32 - 36 g/dL                                   | L v | KHLAB |
| RDW                  | 18.0      | 11.8 - 15.6 %                                  | H ^ | KHLAB |
| PLATELET             | 64        | 150 - 450 10E9/L                               | L v | KHLAB |
| MPV                  | 10.2      | 9.4 - 12.4 fL                                  | —   | KHLAB |
| % NEUTROPHILS        | 73        | %  | —   | KHLAB |
| % Lymphs             | 5         | %  | —   | KHLAB |
| % Monos              | 14        | %  | —   | KHLAB |
| % EOS                | 3         | %  | —   | KHLAB |
| % BASOS              | 1         | %  | —   | KHLAB |
| % BANDS              | 4         | 0 - 10 %                                       | —   | KHLAB |
| Absolute Neutrophils | 7.7       | 1.7 - 7.0 10E9/L                               | H ^ | KHLAB |
| Absolute Lymphs      | 0.5       | 1.5 - 4.0 10E9/L                               | L v | KHLAB |
| Absolute Monos       | 1.4       | 0.3 - 0.9 10E9/L                               | H ^ | KHLAB |
| Absolute EOS         | 0.3       | 0.1 - 0.5 10E9/L                               | —   | KHLAB |
| Absolute Baso        | 0.1       | 0.0 - 0.3 10E9/L                               | —   | KHLAB |
| NRBCS                | 2         | REFERENCE RANGE<br>NOT ESTABLISHED<br>/100 WBC | A † | KHLAB |
| PLATELET ESTIMATE    | DECREASED | —  | —   | KHLAB |
| ANISOCYTOSIS         | 2+        | —  | —   | KHLAB |
| HYPOCHROMIA          | 1+        | —  | —   | KHLAB |
| MICROCYTOSIS         | 2+        | —  | —   | KHLAB |
| POIKILOCYTOSIS       | 1+        | —  | —   | KHLAB |
| POLYCHROMASIA        | 1+        | —  | —   | KHLAB |
| GIANT PLATELETS      | PRESENT   | —  | —   | KHLAB |

**PROTHROMBIN TIME-INR [750969657]**

Electronically signed by: **Naomi W Muhia, NP on 06/17/18 1719**  
 Ordering user: Naomi W Muhia, NP 06/17/18 1719  
 Authorized by: Charu G Prakash, MD  
 Cosigning events  
 Electronically cosigned by Charu G Prakash, MD 06/18/18 0958 for Ordering  
 Quantity: 1  
 Instance released by: Amy Feltz, RN (auto-released) 6/17/2018 10:24 PM  
 Order comments: upon arrival to the unit

Ordering provider: Naomi W Muhia, NP  
 Ordering mode: Standard

Status: **Completed**

Lab status: Final result

**Specimen Information**

| Type  | Source | Collected By        |
|-------|--------|---------------------|
| Other | Plasma | 63501 06/18/18 0500 |

**PROTHROMBIN TIME-INR [750969657] (Abnormal)**

Resulted: 06/18/18 0602, Result status: Final result

Ordering provider: Naomi W Muhia, NP 06/17/18 2224  
 Filed by: Interface, Lab In Sunquest 06/18/18 0602  
 External ID: M15294515

Order status: Completed  
 Resulting lab: WS KENNESTONE HOSPITAL LAB  
 Result details

**Specimen Information**

| Type  | Source | Collected By        |
|-------|--------|---------------------|
| Other | Plasma | 63501 06/18/18 0500 |

**Components**

| Component | Value | Reference Range   | Flag | Lab   |
|-----------|-------|-------------------|------|-------|
| PT        | 34.6  | 9.3 - 12.5 SEC    | H ^  | KHLAB |
| INR       | 3.06  | 0.85 - 1.15 RATIO |      | KHLAB |

Comment:  
 NOTIFICATION VALUE CALLED  
 READ BACK AND CONFIRMED  
 TO R.BRYANT, RN @ 0601 06/18/2018



WS Kennestone Hospital  
677 Church Street  
Marietta GA 30060-1101  
Inpatient Record

Maurice, Eugene George  
MRN: 561253820, DOB: 1/2/1949, Sex: M  
Adm: 6/17/2018, D/C: 6/21/2018

**Lab - Orders and Results (continued)**

**HEMOGLOBIN A1C WITH EAG [750969664]**

Electronically signed by: **Naomi W Muhia, NP on 06/17/18 1721**  
Ordering user: Naomi W Muhia, NP 06/17/18 1721  
Authorized by: Charu G Prakash, MD  
Cosigning events  
Electronically cosigned by Charu G Prakash, MD 06/18/18 0958 for Ordering  
Quantity: 1  
Instance released by: Amy Feltz, RN (auto-released) 6/17/2018 10:24 PM

Status: **Completed**  
Ordering provider: Naomi W Muhia, NP  
Ordering mode: Standard  
Lab status: Final result

**Specimen Information**

| Type  | Source | Collected By  |
|-------|--------|---------------|
| Other | Blood  | 06/18/18 0030 |

**HEMOGLOBIN A1C WITH EAG [750969664]**

Resulted: 06/18/18 0216, Result status: Final result

Ordering provider: Naomi W Muhia, NP 06/17/18 2224  
Filed by: Interface, Lab In Sunquest 06/18/18 0217  
External ID: X13475994

Order status: Completed  
Resulting lab: WS KENNESTONE HOSPITAL LAB  
Result details

**Specimen Information**

| Type  | Source | Collected By  |
|-------|--------|---------------|
| Other | Blood  | 06/18/18 0030 |

**Components**

| Component  | Value | Reference Range | Flag | Lab   |
|--|-------|-----------------|------|-------|
| HEMOGLOBIN A1C   | 5.5   | 4.8 - 5.6 %     | —    | KHLAB |
| Comment:<br>Disease processes which shorten erythrocyte half life will decrease HbA1C values. Some hemoglobin variants may interfere with this method. Interpret result accordingly.<br>Prediabetes 5.7% to 6.4%<br>Diabetes >=6.5%<br>Per ADA Recommendations.<br>PLEASE NOTE NEW REFERENCE RANGE EFFECTIVE 04/20/2018. |       |                 |      |       |
| Estimated Average Glucose  | 111   | <115 mg/dL      | —    | KHLAB |
| Comment: PLEASE NOTE NEW REFERENCE RANGE EFFECTIVE 04/20/2018.   |       |                 |      |       |

**HEMOGLOBIN AND HEMATOCRIT\* [750969674]**

Electronically signed by: **Naomi W Muhia, NP on 06/17/18 1749**  
Ordering user: Naomi W Muhia, NP 06/17/18 1749  
Authorized by: Charu G Prakash, MD  
Cosigning events  
Electronically cosigned by Charu G Prakash, MD 06/18/18 0958 for Ordering  
Quantity: 1  
Discontinued by: Samina Fakhr, MD 06/20/18 1113

Status: **Discontinued**  
Ordering provider: Naomi W Muhia, NP  
Ordering mode: Standard  
Instance released by: Amy Feltz, RN (auto-released) 6/17/2018 10:24 PM

**Specimen Information**

| Type  | Source | Collected By |
|-------|--------|--------------|
| Blood | Blood  | —            |

**LACTIC ACID ASSAY [750969680]**

Electronically signed by: **Charu G Prakash, MD on 06/18/18 0010**  
Ordering user: Charu G Prakash, MD 06/18/18 0010  
Authorized by: Charu G Prakash, MD  
Quantity: 1  
Instance released by: Charu G Prakash, MD (auto-released) 6/18/2018 12:10 AM

Status: **Completed**  
Ordering provider: Charu G Prakash, MD  
Ordering mode: Standard  
Lab status: Final result

**Specimen Information**

| Type  | Source | Collected By        |
|-------|--------|---------------------|
| Other | Plasma | 63501 06/18/18 0500 |

**LACTIC ACID ASSAY [750969680] (Abnormal)**

Resulted: 06/18/18 0611, Result status: Final result

Ordering provider: Charu G Prakash, MD 06/18/18 0010  
Filed by: Interface, Lab In Sunquest 06/18/18 0611

Order status: Completed  
Resulting lab: WS KENNESTONE HOSPITAL LAB



WS Kennestone Hospital  
677 Church Street  
Marietta GA 30060-1101  
Inpatient Record

Maurice, Eugene George  
MRN: 561253820, DOB: 1/2/1949, Sex: M  
Adm: 6/17/2018, D/C: 6/21/2018

**Lab - Orders and Results (continued)**

External ID: M15293950

Result details

**Specimen Information**

| Type  | Source | Collected By        |
|-------|--------|---------------------|
| Other | Plasma | 63501 06/18/18 0500 |

**Components**

| Component   | Value | Reference Range  | Flag | Lab   |
|-------------|-------|------------------|------|-------|
| LACTIC ACID | 2.8   | 0.5 - 2.2 mmol/L | H ^  | KHLAB |

Comment: NOTE REFERENCE RANGE IS FOR VENOUS SPECIMENS

**LACTIC ACID ASSAY [750969681]**

Electronically signed by: **Charu G Prakash, MD on 06/18/18 0010** Status: **Discontinued**  
 Ordering user: Charu G Prakash, MD 06/18/18 0010 Ordering provider: Charu G Prakash, MD  
 Authorized by: Charu G Prakash, MD Ordering mode: Standard  
 Quantity: 1 Instance released by: Charu G Prakash, MD (auto-released) 6/18/2018 12:10 AM  
 Discontinued by: Interface, Lab In Sunquest 06/22/18 0431 [Specimen Not Received (Cancelled by Lab Specimen was not received)]

**Specimen Information**

| Type  | Source | Collected By  |
|-------|--------|---------------|
| Blood | Blood  | 06/18/18 0203 |

**LACTIC ACID ASSAY [750969682]**

Electronically signed by: **Charu G Prakash, MD on 06/18/18 0010** Status: **Discontinued**  
 Ordering user: Charu G Prakash, MD 06/18/18 0010 Ordering provider: Charu G Prakash, MD  
 Authorized by: Charu G Prakash, MD Ordering mode: Standard  
 Quantity: 1 Instance released by: Charu G Prakash, MD (auto-released) 6/18/2018 12:10 AM  
 Discontinued by: Interface, Lab In Sunquest 06/22/18 0431 [Specimen Not Received (Cancelled by Lab Specimen was not received)]

**Specimen Information**

| Type  | Source | Collected By  |
|-------|--------|---------------|
| Blood | Blood  | 06/18/18 0403 |

**TSH [750969686]**

Electronically signed by: **Interface, Lab In Sunquest on 06/18/18 0030** Status: **Completed**  
 Ordering user: Interface, Lab In Sunquest 06/18/18 0030 Ordering provider: Charu G Prakash, MD  
 Authorized by: Charu G Prakash, MD Ordering mode: Standard  
 Quantity: 1 Lab status: Final result  
 Instance released by: (auto-released) 6/18/2018 1:37 AM

**Specimen Information**

| Type  | Source | Collected By        |
|-------|--------|---------------------|
| Other | Serum  | 63501 06/18/18 0030 |

**TSH [750969686]**

Resulted: 06/18/18 0219, Result status: Final result

Ordering provider: Charu G Prakash, MD 06/18/18 0030 Order status: Completed  
 Filed by: Interface, Lab In Sunquest 06/18/18 0219 Resulting lab: WS KENNESTONE HOSPITAL LAB  
 External ID: X13475994 Result details

**Specimen Information**

| Type  | Source | Collected By        |
|-------|--------|---------------------|
| Other | Serum  | 63501 06/18/18 0030 |

**Components**

| Component | Value | Reference Range    | Flag | Lab   |
|-----------|-------|--------------------|------|-------|
| Tsh       | 2.67  | 0.27 - 4.20 uIU/mL | —    | KHLAB |

Comment:  
HIGH DOSES OF BIOTIN TAKEN WITHIN 8 HOURS OF BLOOD COLLECTION MAY INTERFERE WITH THE RESULTS OF THIS ASSAY





WS Kennestone Hospital  
677 Church Street  
Marietta GA 30060-1101  
Inpatient Record

Maurice, Eugene George  
MRN: 561253820, DOB: 1/2/1949, Sex: M  
Adm: 6/17/2018, D/C: 6/21/2018

**Lab - Orders and Results (continued)**

**CK [750969689]**

Electronically signed by: **Naomi W Muhia, NP on 06/17/18 1719**  
Ordering user: Naomi W Muhia, NP 06/17/18 1719  
Authorized by: Charu G Prakash, MD  
Cosigning events  
Electronically cosigned by Charu G Prakash, MD 06/18/18 0958 for Ordering  
Quantity: 1  
Instance released by: Amy Feltz, RN (auto-released) 6/18/2018 2:25 AM

Ordering provider: Naomi W Muhia, NP  
Ordering mode: Standard

Status: **Completed**

Lab status: Final result

**Specimen Information**

| Type  | Source | Collected By        |
|-------|--------|---------------------|
| Other | Serum  | 70635 06/18/18 1005 |

**CK [750969689]**

Resulted: 06/18/18 1109, Result status: Final result

Ordering provider: Naomi W Muhia, NP 06/18/18 0225  
Filed by: Interface, Lab In Sunquest 06/18/18 1109  
External ID: M15296088

Order status: Completed  
Resulting lab: WS KENNESTONE HOSPITAL LAB  
Result details

**Specimen Information**

| Type  | Source | Collected By        |
|-------|--------|---------------------|
| Other | Serum  | 70635 06/18/18 1005 |

**Components**

| Component | Value | Reference Range | Flag | Lab   |
|-----------|-------|-----------------|------|-------|
| CK        | 196   | 39 - 308 IU/L   | —    | KHLAB |

**CREATINE KINASE (CK), MB [750969690]**

Electronically signed by: **Naomi W Muhia, NP on 06/17/18 1719**  
Ordering user: Naomi W Muhia, NP 06/17/18 1719  
Authorized by: Charu G Prakash, MD  
Cosigning events  
Electronically cosigned by Charu G Prakash, MD 06/18/18 0958 for Ordering  
Quantity: 1  
Instance released by: Amy Feltz, RN (auto-released) 6/18/2018 2:25 AM

Ordering provider: Naomi W Muhia, NP  
Ordering mode: Standard

Status: **Completed**

Lab status: Final result

**Specimen Information**

| Type  | Source | Collected By        |
|-------|--------|---------------------|
| Other | Serum  | 70635 06/18/18 1005 |

**CREATINE KINASE (CK), MB [750969690]**

Resulted: 06/18/18 1109, Result status: Final result

Ordering provider: Naomi W Muhia, NP 06/18/18 0225  
Filed by: Interface, Lab In Sunquest 06/18/18 1109  
External ID: M15296088

Order status: Completed  
Resulting lab: WS KENNESTONE HOSPITAL LAB  
Result details

**Specimen Information**

| Type  | Source | Collected By        |
|-------|--------|---------------------|
| Other | Serum  | 70635 06/18/18 1005 |

**Components**

| Component     | Value | Reference Range | Flag | Lab   |
|---------------|-------|-----------------|------|-------|
| CK-MB (QUANT) | 2.7   | 0 - 10.4 ng/mL  | —    | KHLAB |

Comment:  
HIGH DOSES OF BIOTIN TAKEN WITHIN 8 HOURS OF BLOOD COLLECTION MAY INTERFERE WITH THE RESULTS OF THIS ASSAY

**TROPONIN T [750969691]**





WS Kennestone Hospital  
677 Church Street  
Marietta GA 30060-1101  
Inpatient Record

Maurice, Eugene George  
MRN: 561253820, DOB: 1/2/1949, Sex: M  
Adm: 6/17/2018, D/C: 6/21/2018

**Lab - Orders and Results (continued)**

**TROPONIN T [750969691] (continued)**

Electronically signed by: **Naomi W Muhia, NP on 06/17/18 1719**  
Ordering user: Naomi W Muhia, NP 06/17/18 1719  
Authorized by: Charu G Prakash, MD  
Cosigning events  
Electronically cosigned by Charu G Prakash, MD 06/18/18 0958 for Ordering  
Quantity: 1  
Instance released by: Amy Feltz, RN (auto-released) 6/18/2018 2:25 AM

Status: **Completed**  
Ordering provider: Naomi W Muhia, NP  
Ordering mode: Standard  
Lab status: Final result

**Specimen Information**

| Type  | Source | Collected By        |
|-------|--------|---------------------|
| Other | Serum  | 70635 06/18/18 1005 |

**TROPONIN T [750969691] (Abnormal)**

Resulted: 06/18/18 1109, Result status: Final result

Ordering provider: Naomi W Muhia, NP 06/18/18 0225  
Filed by: Interface, Lab In Sunquest 06/18/18 1109  
External ID: M15296088

Order status: Completed  
Resulting lab: WS KENNESTONE HOSPITAL LAB  
Result details

**Specimen Information**

| Type  | Source | Collected By        |
|-------|--------|---------------------|
| Other | Serum  | 70635 06/18/18 1005 |

**Components**

| Component  | Value | Reference Range | Flag | Lab   |
|------------|-------|-----------------|------|-------|
| Troponin T | 0.05  | <0.03 ng/mL     |      | KHLAB |

Comment:  
HIGH DOSES OF BIOTIN TAKEN WITHIN 8 HOURS OF BLOOD COLLECTION MAY INTERFERE WITH THE RESULTS OF THIS ASSAY PREVIOUSLY NOTIFIED

**HEMOGLOBIN AND HEMATOCRIT\* [750969693]**

Electronically signed by: **Charu G Prakash, MD on 07/05/18 1310**  
Mode: Ordering in Per protocol: cosign required mode  
Ordering user: Renata Marques-Bryant, RN 06/18/18 0648  
Authorized by: Charu G Prakash, MD  
Quantity: 1  
Instance released by: Renata Marques-Bryant, RN (auto-released) 6/18/2018 6:48 AM

Status: **Completed**  
Communicated by: Renata Marques-Bryant, RN  
Ordering provider: Charu G Prakash, MD  
Ordering mode: Per protocol: cosign required  
Lab status: Final result

**Specimen Information**

| Type  | Source | Collected By        |
|-------|--------|---------------------|
| Other | Blood  | 70635 06/18/18 1005 |

**HEMOGLOBIN AND HEMATOCRIT\* [750969693] (Abnormal)**

Resulted: 06/18/18 1036, Result status: Final result

Ordering provider: Charu G Prakash, MD 06/18/18 0648  
Filed by: Interface, Lab In Sunquest 06/18/18 1036  
External ID: M15296095

Order status: Completed  
Resulting lab: WS KENNESTONE HOSPITAL LAB  
Result details

**Specimen Information**

| Type  | Source | Collected By        |
|-------|--------|---------------------|
| Other | Blood  | 70635 06/18/18 1005 |

**Components**

| Component  | Value | Reference Range  | Flag | Lab   |
|------------|-------|------------------|------|-------|
| HGB        | 7.6   | 13.5 - 17.5 g/dL | L    | KHLAB |
| Hematocrit | 25    | 39 - 50 %        | L    | KHLAB |

**BASIC METABOLIC PANEL (7) [751027212]**

Electronically signed by: **Dhaval G Patel, MD on 06/18/18 0856**

Status: **Discontinued**



WS Kennestone Hospital  
677 Church Street  
Marietta GA 30060-1101  
Inpatient Record

Maurice, Eugene George  
MRN: 561253820, DOB: 1/2/1949, Sex: M  
Adm: 6/17/2018, D/C: 6/21/2018

**Lab - Orders and Results (continued)**

**BASIC METABOLIC PANEL (7) [751027212] (continued)**

Ordering user: Dhaval G Patel, MD 06/18/18 0856  
Authorized by: Dhaval G Patel, MD  
Quantity: 1  
Discontinued by: Interface, Lab In Sunquest 06/19/18 0240 [Duplicate (Cancelled Duplicate)]

Ordering provider: Dhaval G Patel, MD  
Ordering mode: Standard  
Instance released by: Dhaval G Patel, MD (auto-released) 6/18/2018 8:00 PM

**Specimen Information**

| Type  | Source | Collected By  |
|-------|--------|---------------|
| Blood | Blood  | 06/19/18 0400 |

**MAGNESIUM BLOOD [751027213]**

Electronically signed by: **Dhaval G Patel, MD on 06/18/18 0856** Status: **Completed**  
Ordering user: Dhaval G Patel, MD 06/18/18 0856  
Authorized by: Dhaval G Patel, MD  
Quantity: 1  
Instance released by: Dhaval G Patel, MD (auto-released) 6/18/2018 8:00 PM

Ordering provider: Dhaval G Patel, MD  
Ordering mode: Standard  
Lab status: Final result

**Specimen Information**

| Type  | Source | Collected By        |
|-------|--------|---------------------|
| Other | Serum  | 63501 06/19/18 0445 |

**MAGNESIUM BLOOD [751027213]**

Resulted: 06/19/18 0626, Result status: Final result

Ordering provider: Dhaval G Patel, MD 06/18/18 2000  
Filed by: Interface, Lab In Sunquest 06/19/18 0626  
External ID: T15476442

Order status: Completed  
Resulting lab: WS KENNESTONE HOSPITAL LAB  
Result details

**Specimen Information**

| Type  | Source | Collected By        |
|-------|--------|---------------------|
| Other | Serum  | 63501 06/19/18 0445 |

**Components**

| Component | Value | Reference Range | Flag | Lab   |
|-----------|-------|-----------------|------|-------|
| Magnesium | 2.3   | 1.6 - 2.6 mg/dL | —    | KHLAB |

**PROBNP N TERMINAL [751027214]**

Electronically signed by: **Dhaval G Patel, MD on 06/18/18 0856** Status: **Completed**  
Ordering user: Dhaval G Patel, MD 06/18/18 0856  
Authorized by: Dhaval G Patel, MD  
Quantity: 1  
Instance released by: Dhaval G Patel, MD (auto-released) 6/18/2018 8:00 PM

Ordering provider: Dhaval G Patel, MD  
Ordering mode: Standard  
Lab status: Final result

**Specimen Information**

| Type  | Source | Collected By        |
|-------|--------|---------------------|
| Other | Plasma | 63501 06/19/18 0445 |

**PROBNP N TERMINAL [751027214] (Abnormal)**

Resulted: 06/19/18 0626, Result status: Final result

Ordering provider: Dhaval G Patel, MD 06/18/18 2000  
Filed by: Interface, Lab In Sunquest 06/19/18 0626  
External ID: T15476442

Order status: Completed  
Resulting lab: WS KENNESTONE HOSPITAL LAB  
Result details

**Specimen Information**

| Type  | Source | Collected By        |
|-------|--------|---------------------|
| Other | Plasma | 63501 06/19/18 0445 |

**Components**

| Component         | Value | Reference Range | Flag | Lab   |
|-------------------|-------|-----------------|------|-------|
| ProBNP N Terminal | 3,440 | 0 - 300 pg/mL   | H ^  | KHLAB |

Comment:

Age dependent cut points for acute heart failure:



WS Kennestone Hospital  
677 Church Street  
Marietta GA 30060-1101  
Inpatient Record

Maurice, Eugene George  
MRN: 561253820, DOB: 1/2/1949, Sex: M  
Adm: 6/17/2018, D/C: 6/21/2018

**Lab - Orders and Results (continued)**

<50 years old 450 pg/mL  
50-75 years old 900 pg/mL  
>75 years old 1800 pg/mL

Values below 300 pg/mL have a high negative predictive value to exclude acute heart failure.  
Values above the age range cut points have a high positive predictive value to rule in acute heart failure in the absence of renal failure.  
Values falling between these cut points represent an indeterminate range.  
HIGH DOSES OF BIOTIN TAKEN WITHIN 8 HOURS OF BLOOD COLLECTION MAY INTERFERE WITH THE RESULTS OF THIS ASSAY

**CBC W/O DIFFERENTIAL [751027215]**

Electronically signed by: **Michelle M Lovett, NP on 06/18/18 1214** Status: **Completed**  
Ordering user: Michelle M Lovett, NP 06/18/18 1214  
Authorized by: Aasim M Sheikh, MD  
Ordering provider: Michelle M Lovett, NP  
Ordering mode: Standard  
Cosigning events  
Electronically cosigned by Aasim M Sheikh, MD 06/19/18 2354 for Ordering  
Quantity: 1  
Lab status: Final result  
Instance released by: Michelle M Lovett, NP (auto-released) 6/18/2018 8:00 PM

**Specimen Information**

| Type  | Source | Collected By        |
|-------|--------|---------------------|
| Other | Blood  | 63501 06/19/18 0445 |

**CBC W/O DIFFERENTIAL [751027215] (Abnormal)**

Resulted: 06/19/18 0602, Result status: Final result

Ordering provider: Michelle M Lovett, NP 06/18/18 2000  
Filed by: Interface, Lab In Sunquest 06/19/18 0603  
External ID: T15476442  
Order status: Completed  
Resulting lab: WS KENNESTONE HOSPITAL LAB  
Result details

**Specimen Information**

| Type  | Source | Collected By        |
|-------|--------|---------------------|
| Other | Blood  | 63501 06/19/18 0445 |

**Components**

| Component  | Value | Reference Range     | Flag | Lab   |
|------------|-------|---------------------|------|-------|
| WBC COUNT  | 11.5  | 3.5 - 10.5 10E9/L   | H ^  | KHLAB |
| RBC Count  | 3.03  | 4.32 - 5.72 10E12/L | L v  | KHLAB |
| HGB        | 7.6   | 13.5 - 17.5 g/dL    | L v  | KHLAB |
| Hematocrit | 24    | 39 - 50 %           | L v  | KHLAB |
| MCV        | 81    | 81 - 95 fL          | —    | KHLAB |
| MCH        | 25    | 26 - 34 pg          | L v  | KHLAB |
| MCHC       | 31    | 32 - 36 g/dL        | L v  | KHLAB |
| RDW        | 18.3  | 11.8 - 15.6 %       | H ^  | KHLAB |
| PLATELET   | 67    | 150 - 450 10E9/L    | L v  | KHLAB |
| MPV        | 10.7  | 9.4 - 12.4 fL       | —    | KHLAB |

**COMPREHENSIVE METABOLIC PANEL [751027216]**

Electronically signed by: **Michelle M Lovett, NP on 06/18/18 1214** Status: **Completed**  
Ordering user: Michelle M Lovett, NP 06/18/18 1214  
Authorized by: Aasim M Sheikh, MD  
Ordering provider: Michelle M Lovett, NP  
Ordering mode: Standard  
Cosigning events  
Electronically cosigned by Aasim M Sheikh, MD 06/19/18 2354 for Ordering  
Quantity: 1  
Lab status: Final result  
Instance released by: Michelle M Lovett, NP (auto-released) 6/18/2018 8:00 PM

**Specimen Information**

| Type  | Source | Collected By        |
|-------|--------|---------------------|
| Other | Serum  | 63501 06/19/18 0445 |





WS Kennestone Hospital  
677 Church Street  
Marietta GA 30060-1101  
Inpatient Record

Maurice, Eugene George  
MRN: 561253820, DOB: 1/2/1949, Sex: M  
Adm: 6/17/2018, D/C: 6/21/2018

**Lab - Orders and Results (continued)**

**COMPREHENSIVE METABOLIC PANEL [751027216] (Abnormal)**

Resulted: 06/19/18 0657, Result status: Final result

Ordering provider: Michelle M Lovett, NP 06/18/18 2000  
Filed by: Interface, Lab In Sunquest 06/19/18 0657  
External ID: T15476442

Order status: Completed  
Resulting lab: WS KENNESTONE HOSPITAL LAB  
Result details

**Specimen Information**

| Type  | Source | Collected By        |
|-------|--------|---------------------|
| Other | Serum  | 63501 06/19/18 0445 |

**Components**

| Component          | Value | Reference Range    | Flag | Lab   |
|--------------------|-------|--------------------|------|-------|
| Sodium,S           | 139   | 136 - 145 mmol/L   | ---  | KHLAB |
| Potassium          | 3.7   | 3.5 - 5.1 mmol/L   | ---  | KHLAB |
| Chloride           | 102   | 98 - 107 mmol/L    | ---  | KHLAB |
| Co2                | 20    | 22 - 29 mmol/L     | L v  | KHLAB |
| Glucose            | 116   | 70 - 99 mg/dL      | H ^  | KHLAB |
| BUN                | 47    | 8 - 23 mg/dL       | H ^  | KHLAB |
| CREATININE,S       | 1.84  | 0.7 - 1.2 mg/dL    | H ^  | KHLAB |
| PROTEIN,TOTAL      | 5.9   | 6.4 - 8.3 g/dL     | L v  | KHLAB |
| ALBUMIN,S          | 2.9   | 3.5 - 5.2 g/dL     | L v  | KHLAB |
| CALCIUM,TOTAL      | 8.0   | 8.8 - 10.2 mg/dL   | L v  | KHLAB |
| BILIRUBIN, TOTAL   | 1.4   | 0.0 - 1.2 mg/dL    | H ^  | KHLAB |
| ALKALINE PHOS      | 127   | 40 - 129 IU/L      | ---  | KHLAB |
| AST (SGOT)         | 406   | 0 - 40 IU/L        | H ^  | KHLAB |
| ALT (SGPT)         | 830   | 0 - 41 IU/L        | H ^  | KHLAB |
| GLOBULIN           | 3.0   | 2.4 - 4.0 g/dL     | ---  | KHLAB |
| ANION GAP          | 21    | 12 - 20            | H ^  | KHLAB |
| GFR Non-Afric Amer | 37    | >59 ml/min/1.73 m2 | L v  | KHLAB |
| GFR AFRICAN AMER   | 44    | >59 ml/min/1.73 m2 | L v  | KHLAB |

**ACUTE HEPATITIS PROFILE [751027217]**

Electronically signed by: Michelle M Lovett, NP on 06/18/18 1214  
Ordering user: Michelle M Lovett, NP 06/18/18 1214  
Authorized by: Aasim M Sheikh, MD  
Cosigning events  
Electronically cosigned by Aasim M Sheikh, MD 06/19/18 2354 for Ordering  
Quantity: 1  
Instance released by: Michelle M Lovett, NP (auto-released) 6/18/2018 8:00 PM

Ordering provider: Michelle M Lovett, NP  
Ordering mode: Standard

Status: Completed

Lab status: Final result

**Specimen Information**

| Type  | Source | Collected By        |
|-------|--------|---------------------|
| Other | Serum  | 63501 06/19/18 0445 |

**ACUTE HEPATITIS PROFILE [751027217]**

Resulted: 06/19/18 1310, Result status: Final result

Ordering provider: Michelle M Lovett, NP 06/18/18 2000  
Filed by: Interface, Lab In Sunquest 06/19/18 1311  
External ID: T15476443

Order status: Completed  
Resulting lab: WS COBB HOSPITAL LAB  
Result details

**Specimen Information**

| Type  | Source | Collected By        |
|-------|--------|---------------------|
| Other | Serum  | 63501 06/19/18 0445 |

**Components**

| Component  | Value        | Reference Range | Flag | Lab   |
|--|--------------|-----------------|------|-------|
| HEPATITIS A (IGM) AB   | NON-REACTIVE | NON-REACTIVE    | ---  | CHLAB |
| Comment:<br>A negative result does not exclude the possibility of exposure to Hepatitis A virus. |              |                 |      |       |
| HEP B SURFACE AG WITH CONF   | NON-         | NON-REACTIVE    | ---  | CHLAB |





WS Kennestone Hospital  
677 Church Street  
Marietta GA 30060-1101  
Inpatient Record

Maurice, Eugene George  
MRN: 561253820, DOB: 1/2/1949, Sex: M  
Adm: 6/17/2018, D/C: 6/21/2018

**Lab - Orders and Results (continued)**

|  |                              |              |   |       |
|--|------------------------------|--------------|---|-------|
| Hepatitis B Core (IgM) Ab  | REACTIVE<br>NON-<br>REACTIVE | NON-REACTIVE | — | CHLAB |
| Comment:<br>IgM antibodies to HBc were not detected. This does not exclude the possibility of exposure to HBV. |                              |              |   |       |
| HEPATITIS C AB   | NON-<br>REACTIVE             | NON-REACTIVE | — | CHLAB |
| Comment:<br>PERFORMED: WHS COBB HOSP 3950 AUSTELL RD. AUSTELL, GA. 30106 DIRECTOR: MARLA J. FRANKS, M.D.       |                              |              |   |       |

**CBC W/O DIFFERENTIAL [751296252]**

Electronically signed by: **Samina Fakh, MD on 06/19/18 2241** Status: **Completed**  
 Ordering user: Samina Fakh, MD 06/19/18 2241 Ordering provider: Samina Fakh, MD  
 Authorized by: Samina Fakh, MD Ordering mode: Standard  
 Quantity: 1 Lab status: Final result  
 Instance released by: Samina Fakh, MD (auto-released) 6/19/2018 10:41 PM

**Specimen Information**

| Type  | Source | Collected By        |
|-------|--------|---------------------|
| Other | Blood  | 48186 06/20/18 0400 |

**CBC W/O DIFFERENTIAL [751296252] (Abnormal)**

Resulted: 06/20/18 0424, Result status: Final result

Ordering provider: Samina Fakh, MD 06/19/18 2241 Order status: Completed  
 Filed by: Interface, Lab In Sunquest 06/20/18 0424 Resulting lab: WS KENNESTONE HOSPITAL LAB  
 External ID: W15389252 Result details

**Specimen Information**

| Type  | Source | Collected By        |
|-------|--------|---------------------|
| Other | Blood  | 48186 06/20/18 0400 |

**Components**

| Component  | Value | Reference Range     | Flag | Lab   |
|------------|-------|---------------------|------|-------|
| WBC COUNT  | 11.8  | 3.5 - 10.5 10E9/L   | H ^  | KHLAB |
| RBC Count  | 2.94  | 4.32 - 5.72 10E12/L | L v  | KHLAB |
| HGB        | 7.4   | 13.5 - 17.5 g/dL    | L v  | KHLAB |
| Hematocrit | 24    | 39 - 50 %           | L v  | KHLAB |
| MCV        | 82    | 81 - 95 fL          | —    | KHLAB |
| MCH        | 25    | 26 - 34 pg          | L v  | KHLAB |
| MCHC       | 31    | 32 - 36 g/dL        | L v  | KHLAB |
| RDW        | 18.4  | 11.8 - 15.6 %       | H ^  | KHLAB |
| PLATELET   | 66    | 150 - 450 10E9/L    | L v  | KHLAB |
| MPV        | 10.2  | 9.4 - 12.4 fL       | —    | KHLAB |

**COMPREHENSIVE METABOLIC PANEL [751296253]**

Electronically signed by: **Samina Fakh, MD on 06/19/18 2241** Status: **Completed**  
 Ordering user: Samina Fakh, MD 06/19/18 2241 Ordering provider: Samina Fakh, MD  
 Authorized by: Samina Fakh, MD Ordering mode: Standard  
 Quantity: 1 Lab status: Final result  
 Instance released by: Samina Fakh, MD (auto-released) 6/19/2018 10:41 PM

**Specimen Information**

| Type  | Source | Collected By        |
|-------|--------|---------------------|
| Other | Serum  | 48186 06/20/18 0400 |

**COMPREHENSIVE METABOLIC PANEL [751296253] (Abnormal)**

Resulted: 06/20/18 0447, Result status: Final result

Ordering provider: Samina Fakh, MD 06/19/18 2241 Order status: Completed  
 Filed by: Interface, Lab In Sunquest 06/20/18 0447 Resulting lab: WS KENNESTONE HOSPITAL LAB  
 External ID: W15389252 Result details



WS Kennestone Hospital  
677 Church Street  
Marietta GA 30060-1101  
Inpatient Record

Maurice, Eugene George  
MRN: 561253820, DOB: 1/2/1949, Sex: M  
Adm: 6/17/2018, D/C: 6/21/2018

**Lab - Orders and Results (continued)**

**Specimen Information**

| Type  | Source | Collected By        |
|-------|--------|---------------------|
| Other | Serum  | 48186 06/20/18 0400 |

**Components**

| Component          | Value | Reference Range    | Flag | Lab   |
|--------------------|-------|--------------------|------|-------|
| Sodium,S           | 139   | 136 - 145 mmol/L   | —    | KHLAB |
| Potassium          | 3.4   | 3.5 - 5.1 mmol/L   | L v  | KHLAB |
| Chloride           | 103   | 98 - 107 mmol/L    | —    | KHLAB |
| Co2                | 22    | 22 - 29 mmol/L     | —    | KHLAB |
| Glucose            | 113   | 70 - 99 mg/dL      | H ^  | KHLAB |
| BUN                | 35    | 8 - 23 mg/dL       | H ^  | KHLAB |
| CREATININE,S       | 1.43  | 0.7 - 1.2 mg/dL    | H ^  | KHLAB |
| PROTEIN,TOTAL      | 5.5   | 6.4 - 8.3 g/dL     | L v  | KHLAB |
| ALBUMIN,S          | 2.8   | 3.5 - 5.2 g/dL     | L v  | KHLAB |
| CALCIUM,TOTAL      | 7.3   | 8.8 - 10.2 mg/dL   | L v  | KHLAB |
| BILIRUBIN, TOTAL   | 1.5   | 0.0 - 1.2 mg/dL    | H ^  | KHLAB |
| ALKALINE PHOS      | 109   | 40 - 129 IU/L      | —    | KHLAB |
| AST (SGOT)         | 189   | 0 - 40 IU/L        | H ^  | KHLAB |
| ALT (SGPT)         | 592   | 0 - 41 IU/L        | H ^  | KHLAB |
| GLOBULIN           | 2.7   | 2.4 - 4.0 g/dL     | —    | KHLAB |
| ANION GAP          | 17    | 12 - 20            | —    | KHLAB |
| GFR Non-Afric Amer | 49    | >59 ml/min/1.73 m2 | L v  | KHLAB |
| GFR AFRICAN AMER   | 59    | >59 ml/min/1.73 m2 | L v  | KHLAB |

**LACTIC ACID ASSAY [751296255]**

Electronically signed by: **Samina Fakhr, MD on 06/19/18 2242**  
 Ordering user: Samina Fakhr, MD 06/19/18 2242  
 Authorized by: Samina Fakhr, MD  
 Quantity: 1  
 Instance released by: Samina Fakhr, MD (auto-released) 6/19/2018 10:42 PM

Ordering provider: Samina Fakhr, MD  
 Ordering mode: Standard  
 Lab status: Final result

Status: **Completed**

**Specimen Information**

| Type  | Source | Collected By        |
|-------|--------|---------------------|
| Other | Plasma | 48186 06/20/18 0400 |

**LACTIC ACID ASSAY [751296255]**

Resulted: 06/20/18 0442, Result status: Final result

Ordering provider: Samina Fakhr, MD 06/19/18 2242  
 Filed by: Interface, Lab In Sunquest 06/20/18 0442  
 External ID: W15389272

Order status: Completed  
 Resulting lab: WS KENNESTONE HOSPITAL LAB  
 Result details

**Specimen Information**

| Type  | Source | Collected By        |
|-------|--------|---------------------|
| Other | Plasma | 48186 06/20/18 0400 |

**Components**

| Component   | Value | Reference Range  | Flag | Lab   |
|-------------|-------|------------------|------|-------|
| LACTIC ACID | 1.3   | 0.5 - 2.2 mmol/L | —    | KHLAB |

Comment: NOTE REFERENCE RANGE IS FOR VENOUS SPECIMENS

**CBC W/O DIFFERENTIAL [751503306]**

Electronically signed by: **Samina Fakhr, MD on 06/20/18 1714**  
 Ordering user: Samina Fakhr, MD 06/20/18 1714  
 Authorized by: Samina Fakhr, MD  
 Quantity: 1

Ordering provider: Samina Fakhr, MD  
 Ordering mode: Standard  
 Lab status: Final result

Status: **Completed**



WS Kennestone Hospital  
677 Church Street  
Marietta GA 30060-1101  
Inpatient Record

Maurice, Eugene George  
MRN: 561253820, DOB: 1/2/1949, Sex: M  
Adm: 6/17/2018, D/C: 6/21/2018

**Lab - Orders and Results (continued)**

**CBC W/O DIFFERENTIAL [751503306] (continued)**

Instance released by: Samina Fakhr, MD (auto-released) 6/20/2018 8:01 PM

**Specimen Information**

| Type  | Source | Collected By        |
|-------|--------|---------------------|
| Other | Blood  | 62052 06/21/18 0439 |

**CBC W/O DIFFERENTIAL [751503306] (Abnormal)**

Resulted: 06/21/18 0550, Result status: Final result

Ordering provider: Samina Fakhr, MD 06/20/18 2001  
Filed by: Interface, Lab In Sunquest 06/21/18 0550  
External ID: H15326873

Order status: Completed  
Resulting lab: WS KENNESTONE HOSPITAL LAB  
Result details

**Specimen Information**

| Type  | Source | Collected By        |
|-------|--------|---------------------|
| Other | Blood  | 62052 06/21/18 0439 |

**Components**

| Component  | Value | Reference Range     | Flag | Lab   |
|------------|-------|---------------------|------|-------|
| WBC COUNT  | 11.5  | 3.5 - 10.5 10E9/L   | H ^  | KHLAB |
| RBC Count  | 2.98  | 4.32 - 5.72 10E12/L | L v  | KHLAB |
| HGB        | 7.4   | 13.5 - 17.5 g/dL    | L v  | KHLAB |
| Hematocrit | 24    | 39 - 50 %           | L v  | KHLAB |
| MCV        | 82    | 81 - 95 fL          | —    | KHLAB |
| MCH        | 25    | 26 - 34 pg          | L v  | KHLAB |
| MCHC       | 30    | 32 - 36 g/dL        | L v  | KHLAB |
| RDW        | 18.5  | 11.8 - 15.6 %       | H ^  | KHLAB |
| PLATELET   | 81    | 150 - 450 10E9/L    | L v  | KHLAB |
| MPV        | 10.5  | 9.4 - 12.4 fL       | —    | KHLAB |

**BASIC METABOLIC PANEL (7) [751503307]**

Electronically signed by: Samina Fakhr, MD on 06/20/18 1714  
Ordering user: Samina Fakhr, MD 06/20/18 1714  
Authorized by: Samina Fakhr, MD  
Quantity: 1  
Instance released by: Samina Fakhr, MD (auto-released) 6/20/2018 8:01 PM

Status: **Completed**

Ordering provider: Samina Fakhr, MD  
Ordering mode: Standard  
Lab status: Final result

**Specimen Information**

| Type  | Source | Collected By        |
|-------|--------|---------------------|
| Other | Serum  | 62052 06/21/18 0439 |

**BASIC METABOLIC PANEL (7) [751503307] (Abnormal)**

Resulted: 06/21/18 0635, Result status: Final result

Ordering provider: Samina Fakhr, MD 06/20/18 2001  
Filed by: Interface, Lab In Sunquest 06/21/18 0635  
External ID: H15326873

Order status: Completed  
Resulting lab: WS KENNESTONE HOSPITAL LAB  
Result details

**Specimen Information**

| Type  | Source | Collected By        |
|-------|--------|---------------------|
| Other | Serum  | 62052 06/21/18 0439 |

**Components**

| Component    | Value | Reference Range  | Flag | Lab   |
|--------------|-------|------------------|------|-------|
| Sodium,S     | 138   | 136 - 145 mmol/L | —    | KHLAB |
| Potassium    | 3.5   | 3.5 - 5.1 mmol/L | —    | KHLAB |
| Chloride     | 102   | 98 - 107 mmol/L  | —    | KHLAB |
| Co2          | 23    | 22 - 29 mmol/L   | —    | KHLAB |
| Glucose      | 123   | 70 - 99 mg/dL    | H ^  | KHLAB |
| BUN          | 26    | 8 - 23 mg/dL     | H ^  | KHLAB |
| CREATININE,S | 1.17  | 0.7 - 1.2 mg/dL  | —    | KHLAB |





WS Kennestone Hospital  
677 Church Street  
Marietta GA 30060-1101  
Inpatient Record

Maurice, Eugene George  
MRN: 561253820, DOB: 1/2/1949, Sex: M  
Adm: 6/17/2018, D/C: 6/21/2018

**Lab - Orders and Results (continued)**

|                    |     |                    |     |       |
|--------------------|-----|--------------------|-----|-------|
| ANION GAP          | 17  | 12 - 20            | —   | KHLAB |
| CALCIUM,TOTAL      | 7.7 | 8.8 - 10.2 mg/dL   | L ▼ | KHLAB |
| GFR Non-Afric Amer | >60 | >59 ml/min/1.73 m2 | —   | KHLAB |
| GFR AFRICAN AMER   | >60 | >59 ml/min/1.73 m2 | —   | KHLAB |

**LABORATORY RESULTS [751503330]**

Electronically signed by: **Interface, Transcription Incoming on 06/25/18 2055**  
Ordering user: Interface, Transcription Incoming 06/25/18 2055  
Authorized by: Provider Scan  
Frequency: -  
Lab status: Final result

Status: **Completed**

Ordering provider: Provider Scan  
Ordering mode: Standard  
Quantity: 1

Scan on 6/25/2018 8:55 PM (below)

**LABORATORY RESULTS [751503330]**

Resulted: 06/25/18 2055, Result status: Final result

Ordering provider: Provider Scan 06/25/18 2055  
Filed by: Interface, Transcription Incoming 06/25/18 2058

Order status: Completed  
Result details

**Documentation - Orders and Results**

**EKG ED DOCUMENTATION [750930077]**

Electronically signed by: **Douglas E Krug, MD on 06/17/18 1507**  
Ordering user: Douglas E Krug, MD 06/17/18 1507  
Authorized by: Douglas E Krug, MD  
Quantity: 1  
Instance released by: Douglas E Krug, MD 6/17/2018 3:07 PM  
Order comments: This order was created via procedure documentation

Status: **Completed**

Ordering provider: Douglas E Krug, MD  
Ordering mode: Standard  
Lab status: Final result

**EKG ED DOCUMENTATION [750930077]**

Resulted: 06/17/18 1506, Result status: Final result

Ordering provider: Douglas E Krug, MD 06/17/18 1507  
Filed by: Douglas E Krug, MD 06/22/18 0902  
Narrative:  
Douglas E Krug, MD 6/22/2018 9:02 AM  
ECG 12 Lead

Order status: Completed  
Result details

Date/Time: 6/17/2018 3:07 PM  
Performed by: KRUG, DOUGLAS E  
Authorized by: KRUG, DOUGLAS E  
Interpreted by ED physician  
Comparison: compared with previous ECG from 3/28/2018  
Rhythm: sinus bradycardia  
Rate: bradycardic  
QRS axis: left  
ST Depression: I, II, aVL, V2, V3, V4 and V6  
T depression: I, aVL, II, V2, V3, V4, V5 and V6  
Clinical impression: abnormal ECG

Acknowledged by: Samina Fakhr, MD on 06/22/18 0903

**Diet - Orders and Results**

**DIET, NPO [750930097]**

Electronically signed by: **Douglas E Krug, MD on 06/17/18 1611**  
Ordering user: Douglas E Krug, MD 06/17/18 1611  
Authorized by: Douglas E Krug, MD  
Quantity: 1  
Instance released by: Douglas E Krug, MD (auto-released) 6/17/2018 4:11 PM

Status: **Discontinued**

Ordering provider: Douglas E Krug, MD  
Ordering mode: Standard  
Diet: NPO  
Discontinued by: Naomi W Muhia, NP 06/17/18 2224





WS Kennestone Hospital  
677 Church Street  
Marietta GA 30060-1101  
Inpatient Record

Maurice, Eugene George  
MRN: 561253820, DOB: 1/2/1949, Sex: M  
Adm: 6/17/2018, D/C: 6/21/2018

**Diet - Orders and Results (continued)**

**DIET, NPO [750930097] (continued)**

**DIET, CARDIAC [750942934]**

Electronically signed by: **Naomi W Muhia, NP on 06/17/18 1719** Status: **Discontinued**  
 Ordering user: Naomi W Muhia, NP 06/17/18 1719 Ordering provider: Naomi W Muhia, NP  
 Authorized by: Nega B Gebremariam, MD Ordering mode: Standard  
 Cosigning events  
 Electronically cosigned by Charu G Prakash, MD 06/18/18 0958 for Ordering  
 Quantity: 1 Diet: Cardiac  
 Instance released by: Amy Feltz, RN (auto-released) 6/17/2018 10:24 PM Discontinued by: Automatic Discharge Provider 06/21/18 1558 [Patient Discharge]

**DIET, NPO [751027198]**

Electronically signed by: **Michelle M Lovett, NP on 06/18/18 1215** Status: **Discontinued**  
 Ordering user: Michelle M Lovett, NP 06/18/18 1215 Ordering provider: Michelle M Lovett, NP  
 Authorized by: Aasim M Sheikh, MD Ordering mode: Standard  
 Cosigning events  
 Electronically cosigned by Aasim M Sheikh, MD 06/19/18 2354 for Ordering  
 Frequency: Routine Effective Midnight 06/20/18 - Until Specified Quantity: 1  
 Diet: NPO Released by: Pamela Y Mott, RN 06/19/18 1125  
 Discontinued by: Automatic Transfer Provider 06/19/18 1410 [Patient Transfer]  
 Acknowledged: Pamela Y Mott, RN 06/19/18 1125 for Placing Order Janet Ian, RN 06/19/18 1410 for D/C Order

**Questionnaire**

| Question             | Answer                   |
|----------------------|--------------------------|
| Medications Allowed? | Whole with sips of water |

**Medications - Orders and Results**

**sodium chloride 0.9% (NS) infusion [749935521]**

Electronically signed by: **Douglas E Krug, MD on 06/17/18 1505** Status: **Discontinued**  
 Ordering user: Douglas E Krug, MD 06/17/18 1505 Ordering provider: Douglas E Krug, MD  
 Authorized by: Douglas E Krug, MD Ordering mode: Standard  
 Frequency: STAT Continuous 06/17/18 1515 - 06/18/18 2208 Discontinued by: Monique Walcott V, MD 06/18/18 2208  
 Acknowledged: Raquel Gil-Trani, RN 06/17/18 1510 for Placing Order Renata Marques-Bryant, RN 06/18/18 2223 for D/C Order  
 Package: 0409-7983-09  
 Status  
 Raquel Gil-Trani, RN 06/17/18 1533 (End: Until discontinued to 06/18/18 2208)

**Ordering & Authorizing Provider Audit Trail**

| Date/Time     | Ordering provider     | Authorizing Provider  | User                  |
|---------------|-----------------------|-----------------------|-----------------------|
| 06/18/18 2208 | Monique Walcott V, MD | Monique Walcott V, MD | Monique Walcott V, MD |
| 06/17/18 1505 | Douglas E Krug, MD    | Douglas E Krug, MD    | Douglas E Krug, MD    |

**sodium chloride 0.9 % (NS) flush [749935524]**

Electronically signed by: **Douglas E Krug, MD on 06/17/18 1505** Status: **Discontinued**  
 Ordering user: Douglas E Krug, MD 06/17/18 1505 Ordering provider: Douglas E Krug, MD  
 Authorized by: Nega B Gebremariam, MD Ordering mode: Standard  
 PRN reasons: line care  
 Frequency: Routine Q1 min PRN 06/17/18 1505 - 06/21/18 1553 Discontinued by: Automatic Discharge Provider 06/21/18 1553 [(Patient Discharge - Internal Use Only)]  
 Acknowledged: Raquel Gil-Trani, RN 06/17/18 1510 for Placing Order Janet Ian, RN 06/19/18 1411 for Placing Order Morgan Stull, RN 06/20/18 1358 for Placing Order  
 Morgan Stull, RN 06/20/18 1528 for Placing Order  
 Admin instructions: INT Flush  
 Package: 8290-306547

**Ordering & Authorizing Provider Audit Trail**

| Date/Time     | Ordering provider  | Authorizing Provider   | User                   |
|---------------|--------------------|------------------------|------------------------|
| 06/20/18 1528 | Douglas E Krug, MD | Nega B Gebremariam, MD | Nega B Gebremariam, MD |
| 06/20/18 1054 | Douglas E Krug, MD | Samina Fakhr, MD       | Carrie E Walker, NP    |
| 06/19/18 1411 | Douglas E Krug, MD | Sohail Asfandiyar, MD  | Janet Ian, RN          |
| 06/17/18 1505 | Douglas E Krug, MD | Douglas E Krug, MD     | Douglas E Krug, MD     |



WS Kennestone Hospital  
677 Church Street  
Marietta GA 30060-1101  
Inpatient Record

Maurice, Eugene George  
MRN: 561253820, DOB: 1/2/1949, Sex: M  
Adm: 6/17/2018, D/C: 6/21/2018

**Medications - Orders and Results (continued)**

**sodium chloride 0.9 % (NS) flush [750930090]**

Electronically signed by: **Douglas E Krug, MD on 06/17/18 1611** Status: **Discontinued**  
 Ordering user: Douglas E Krug, MD 06/17/18 1611 Ordering provider: Douglas E Krug, MD  
 Authorized by: Nega B Gebremariam, MD Ordering mode: Standard  
 PRN reasons: line care  
 Frequency: Routine Q1 min PRN 06/17/18 1610 - 06/21/18 1553 Discontinued by: Automatic Discharge Provider 06/21/18 1553 [(Patient Discharge - Internal Use Only)]  
 Acknowledged: Brian J Rooney, RN 06/17/18 1616 for Placing Order Janet Ian, RN 06/19/18 1411 for Placing Order Morgan Stull, RN 06/20/18 1358 for Placing Order  
 Admin instructions: INT Flush  
 Package: 8290-306547

**Ordering & Authorizing Provider Audit Trail**

| Date/Time     | Ordering provider  | Authorizing Provider   | User                   |
|---------------|--------------------|------------------------|------------------------|
| 06/20/18 1528 | Douglas E Krug, MD | Nega B Gebremariam, MD | Nega B Gebremariam, MD |
| 06/20/18 1054 | Douglas E Krug, MD | Samina Fakh, MD        | Carrie E Walker, NP    |
| 06/19/18 1411 | Douglas E Krug, MD | Sohail Asfandiyar, MD  | Janet Ian, RN          |
| 06/17/18 1611 | Douglas E Krug, MD | Douglas E Krug, MD     | Douglas E Krug, MD     |

**diphtheria-pertussis (acell)-tetanus (BOOSTRIX) IM suspension [750930092]**

Electronically signed by: **Douglas E Krug, MD on 06/17/18 1611** Status: **Discontinued**  
 Ordering user: Douglas E Krug, MD 06/17/18 1611 Ordering provider: Douglas E Krug, MD  
 Authorized by: Douglas E Krug, MD Ordering mode: Standard  
 Frequency: Routine Once at 10AM 06/18/18 1000 - 1 occurrence Discontinued by: Douglas E Krug, MD 06/17/18 1613  
 Acknowledged: Brian J Rooney, RN 06/17/18 1616 for Placing Order Brian J Rooney, RN 06/17/18 1616 for D/C Order  
 Admin instructions: \*\*Adult and adolescent use only\*\*  
 Package: 58160-842-11

**piperacillin-tazobactam (ZOSYN) 4.5 g in NS 100 mL IVPB (w/adapter) [750930101]**

Electronically signed by: **Douglas E Krug, MD on 06/17/18 1613** Status: **Completed**  
 Ordering user: Douglas E Krug, MD 06/17/18 1613 Ordering provider: Douglas E Krug, MD  
 Authorized by: Douglas E Krug, MD Ordering mode: Standard  
 Frequency: STAT Once 06/17/18 1615 - 1 occurrence  
 Acknowledged: Brian J Rooney, RN 06/17/18 1616 for Placing Order

**Questionnaire**

| Question                           | Answer  |
|------------------------------------|---|
| Reason for Ordering Antimicrobial: | Other - Required to state in comments *** Comment - ED DOSE |
| Expected days of therapy:          | 1   |

**Mixture Ingredients**

| Medication                      | Ordered Dose | Calculated Dose |
|---------------------------------|--------------|-----------------|
| piperacillin-tazobactam (ZOSYN) | 4.5 g        | 4.5 g           |
| sodium chloride (NS) 0.9 %      | 100 mL       | 100 mL          |

Admin instructions: Use adapter to add medication vial(s) to IV bag  
 Package: 0781-3114-91, 0409-7984-23

**vancomycin (VANCOCIN) 1,500 mg in NS 250 mL IVPB [750930102]**

Electronically signed by: **Douglas E Krug, MD on 06/17/18 1613** Status: **Completed**  
 Ordering user: Douglas E Krug, MD 06/17/18 1613 Ordering provider: Douglas E Krug, MD  
 Authorized by: Douglas E Krug, MD Ordering mode: Standard  
 Frequency: STAT Once 06/17/18 1615 - 1 occurrence  
 Acknowledged: Brian J Rooney, RN 06/17/18 1616 for Placing Order

**Questionnaire**

| Question                           | Answer  |
|------------------------------------|---|
| Reason for Ordering Antimicrobial: | Other - Required to state in comments *** Comment - ED DOSE |
| Expected days of therapy:          | 1   |

**Mixture Ingredients**

| Medication                 | Ordered Dose | Calculated Dose |
|----------------------------|--------------|-----------------|
| vancomycin (VANCOCIN)      | 1,500 mg     | 1,500 mg        |
| sodium chloride (NS) 0.9 % | 250 mL       | 250 mL          |

Admin instructions: Enter ancillary consult for pharmacy to dose.





WS Kennestone Hospital  
677 Church Street  
Marietta GA 30060-1101  
Inpatient Record

Maurice, Eugene George  
MRN: 561253820, DOB: 1/2/1949, Sex: M  
Adm: 6/17/2018, D/C: 6/21/2018

**Medications - Orders and Results (continued)**

**vancomycin (VANCOGIN) 1,500 mg in NS 250 mL IVPB [750930102] (continued)**

Package: 67457-340-01, 0409-7983-02  
Status  
Jenna S Jewett, RPH 06/17/18 1624 (Rate: 125 mL/hr to 83.3 mL/hr)

**pantoprazole (PROTONIX) 40 mg in sodium chloride 0.9 % (NS) injection [750930113]**

Electronically signed by: **Douglas E Krug, MD on 06/17/18 1615** Status: **Completed**  
Ordering user: Douglas E Krug, MD 06/17/18 1615 Ordering provider: Douglas E Krug, MD  
Authorized by: Douglas E Krug, MD Ordering mode: Standard  
Frequency: Routine Once 06/17/18 1630 - 1 occurrence  
Acknowledged: Brian J Rooney, RN 06/17/18 1616 for Placing Order

**Mixture Ingredients**

| Medication                      | Ordered Dose | Calculated Dose |
|---------------------------------|--------------|-----------------|
| pantoprazole (PROTONIX)         | 40 mg        | 40 mg           |
| sodium chloride 0.9 % (PF) (NS) | 10 mL        | 10 mL           |

Admin instructions: Dilute each 40mg vial with 10 mL 0.9 % NaCl and give IV over 2 minutes.  
Package: 55150-202-00, 63323-186-10

**pantoprazole (PROTONIX) 80 mg in sodium chloride 0.9 % (NS) injection [750930120]**

Electronically signed by: **Douglas E Krug, MD on 06/17/18 1650** Status: **Completed**  
Ordering user: Douglas E Krug, MD 06/17/18 1650 Ordering provider: Douglas E Krug, MD  
Authorized by: Douglas E Krug, MD Ordering mode: Standard  
Frequency: STAT Once 06/17/18 1700 - 1 occurrence  
Acknowledged: Brian J Rooney, RN 06/17/18 1652 for Placing Order

**Mixture Ingredients**

| Medication                      | Ordered Dose | Calculated Dose |
|---------------------------------|--------------|-----------------|
| pantoprazole (PROTONIX)         | 80 mg        | 80 mg           |
| sodium chloride 0.9 % (PF) (NS) | 20 mL        | 20 mL           |

Admin instructions: Administer IV push over at least 2 minutes.  
Dilute each 40mg vial with 10 mL 0.9 % NaCl and give IV over 2 minutes.  
Package: 0008-0923-51, 63323-186-10

**pantoprazole (PROTONIX) in NS 40 mg/100 mL NS (0.4 mg/mL) infusion (w/adaptor) [750930121]**

Electronically signed by: **Douglas E Krug, MD on 06/17/18 1650** Status: **Discontinued**  
Ordering user: Douglas E Krug, MD 06/17/18 1650 Ordering provider: Douglas E Krug, MD  
Authorized by: Douglas E Krug, MD Ordering mode: Standard  
Frequency: STAT Continuous 06/17/18 1700 - 06/19/18 1411 Discontinued by: Sohail Asfandiyar, MD 06/19/18 1411 [(Patient Transfer - Internal Use Only)]  
Acknowledged: Brian J Rooney, RN 06/17/18 1652 for Placing Order Janet Ian, RN 06/19/18 1411 for D/C Order

**Mixture Ingredients**

| Medication                 | Ordered Dose | Calculated Dose |
|----------------------------|--------------|-----------------|
| pantoprazole (PROTONIX)    | 40 mg        | 40 mg           |
| sodium chloride (NS) 0.9 % | 100 mL       | 100 mL          |

Admin instructions: Use the "pantoprazole" IV pump entry -- defaults to 8 mg/hr starting dose.  
Package: 0008-0941-01, 0409-7984-23

**Ordering & Authorizing Provider Audit Trail**

| Date/Time     | Ordering provider     | Authorizing Provider  | User               |
|---------------|-----------------------|-----------------------|--------------------|
| 06/19/18 1411 | Sohail Asfandiyar, MD | Sohail Asfandiyar, MD | Janet Ian, RN      |
| 06/17/18 1650 | Douglas E Krug, MD    | Douglas E Krug, MD    | Douglas E Krug, MD |

**cyanocobalamin, vitamin B-12, (VITAMIN B12 ORAL) [750942921] Patient-reported historical medication**

Ordering date: 06/17/18 1734 Authorized by: Historical Provider, MD  
Ordering mode: Standard  
Frequency: Routine Daily - Until Discontinued

**acetaminophen (TYLENOL) tablet [750940212]**

Electronically signed by: **Naomi W Muhia, NP on 06/17/18 1719** Status: **Discontinued**



WS Kennestone Hospital  
677 Church Street  
Marietta GA 30060-1101  
Inpatient Record

Maurice, Eugene George  
MRN: 561253820, DOB: 1/2/1949, Sex: M  
Adm: 6/17/2018, D/C: 6/21/2018

**Medications - Orders and Results (continued)**

**acetaminophen (TYLENOL) tablet [750940212] (continued)**

Ordering user: Naomi W Muhia, NP 06/17/18 1719  
Authorized by: Nega B Gebremariam, MD  
PRN reasons: mild pain (1-3) headaches fever  
PRN Comment: fever greater than 101 degrees F.  
Cosigning events  
Electronically cosigned by Charu G Prakash, MD 06/18/18 0959 for Ordering  
Frequency: Routine Q6H PRN 06/17/18 2224 - 06/21/18 1553  
Discontinued by: Automatic Discharge Provider 06/21/18 1553 [(Patient Discharge - Internal Use Only)]  
Acknowledged: Renata Marques-Bryant, RN 06/17/18 2233 for Placing Order Janet Ian, RN 06/19/18 1411 for Placing Order Morgan Stull, RN 06/20/18 1358 for Placing Order Morgan Stull, RN 06/20/18 1528 for Placing Order  
Admin instructions: Maximum dose of acetaminophen per 24 hours in adults: 3 grams  
Package: 0904-1982-80

Ordering provider: Naomi W Muhia, NP  
Ordering mode: Standard

Released by: Amy Feltz, RN 06/17/18 2224

**Ordering & Authorizing Provider Audit Trail**

| Date/Time     | Ordering provider | Authorizing Provider   | User                   |
|---------------|-------------------|------------------------|------------------------|
| 06/20/18 1528 | Naomi W Muhia, NP | Nega B Gebremariam, MD | Nega B Gebremariam, MD |
| 06/20/18 1054 | Naomi W Muhia, NP | Samina Fakhr, MD       | Carrie E Walker, NP    |
| 06/19/18 1411 | Naomi W Muhia, NP | Sohail Asfandiyar, MD  | Janet Ian, RN          |
| 06/17/18 2224 | Naomi W Muhia, NP | Naomi W Muhia, NP      | Amy Feltz, RN          |
| 06/17/18 1719 | Naomi W Muhia, NP | Naomi W Muhia, NP      | Naomi W Muhia, NP      |

**HYDROcodone-acetaminophen (NORCO) 5-325 mg per tablet [750940213]**

Electronically signed by: Naomi W Muhia, NP on 06/17/18 1719  
Ordering user: Naomi W Muhia, NP 06/17/18 1719  
Authorized by: Nega B Gebremariam, MD  
PRN reasons: moderate pain (4-7)  
Cosigning events  
Electronically cosigned by Charu G Prakash, MD 06/18/18 0959 for Ordering  
Frequency: Routine Q6H PRN 06/17/18 2224 - 06/21/18 1553  
Discontinued by: Automatic Discharge Provider 06/21/18 1553 [(Patient Discharge - Internal Use Only)]  
Acknowledged: Renata Marques-Bryant, RN 06/17/18 2233 for Placing Order Janet Ian, RN 06/19/18 1411 for Placing Order Morgan Stull, RN 06/20/18 1358 for Placing Order Morgan Stull, RN 06/20/18 1528 for Placing Order  
Admin instructions: Maximum dose of acetaminophen per 24 hours for adults: 3 grams.  
Document pain score assessment before & after administering medication.  
Package: 0904-6567-61

Status: **Discontinued**

Ordering provider: Naomi W Muhia, NP  
Ordering mode: Standard

Released by: Amy Feltz, RN 06/17/18 2224

**Ordering & Authorizing Provider Audit Trail**

| Date/Time     | Ordering provider | Authorizing Provider   | User                   |
|---------------|-------------------|------------------------|------------------------|
| 06/20/18 1528 | Naomi W Muhia, NP | Nega B Gebremariam, MD | Nega B Gebremariam, MD |
| 06/20/18 1054 | Naomi W Muhia, NP | Samina Fakhr, MD       | Carrie E Walker, NP    |
| 06/19/18 1411 | Naomi W Muhia, NP | Sohail Asfandiyar, MD  | Janet Ian, RN          |
| 06/17/18 2224 | Naomi W Muhia, NP | Naomi W Muhia, NP      | Amy Feltz, RN          |
| 06/17/18 1719 | Naomi W Muhia, NP | Naomi W Muhia, NP      | Naomi W Muhia, NP      |

**morphine syringe 2 mg/mL [750940214]**

Electronically signed by: Naomi W Muhia, NP on 06/17/18 1719  
Ordering user: Naomi W Muhia, NP 06/17/18 1719  
Authorized by: Nega B Gebremariam, MD  
PRN reasons: severe pain (8-10)  
Cosigning events  
Electronically cosigned by Charu G Prakash, MD 06/18/18 0959 for Ordering  
Frequency: Routine Q3H PRN 06/17/18 2224 - 06/21/18 1553  
Discontinued by: Automatic Discharge Provider 06/21/18 1553 [(Patient Discharge - Internal Use Only)]  
Acknowledged: Renata Marques-Bryant, RN 06/17/18 2233 for Placing Order Janet Ian, RN 06/19/18 1411 for Placing Order Morgan Stull, RN 06/20/18 1358 for Placing Order Morgan Stull, RN 06/20/18 1528 for Placing Order  
Admin instructions: Caution: Sound alike/look alike medication.  
Document pain score assessment before & after administering medication.  
Package: 0000-0054-70

Status: **Discontinued**

Ordering provider: Naomi W Muhia, NP  
Ordering mode: Standard

Released by: Amy Feltz, RN 06/17/18 2224

**Ordering & Authorizing Provider Audit Trail**

| Date/Time     | Ordering provider | Authorizing Provider   | User                   |
|---------------|-------------------|------------------------|------------------------|
| 06/20/18 1528 | Naomi W Muhia, NP | Nega B Gebremariam, MD | Nega B Gebremariam, MD |
| 06/20/18 1054 | Naomi W Muhia, NP | Samina Fakhr, MD       | Carrie E Walker, NP    |
| 06/19/18 1411 | Naomi W Muhia, NP | Sohail Asfandiyar, MD  | Janet Ian, RN          |
| 06/17/18 2224 | Naomi W Muhia, NP | Naomi W Muhia, NP      | Amy Feltz, RN          |
| 06/17/18 1719 | Naomi W Muhia, NP | Naomi W Muhia, NP      | Naomi W Muhia, NP      |





WS Kennestone Hospital  
677 Church Street  
Marietta GA 30060-1101  
Inpatient Record

Maurice, Eugene George  
MRN: 561253820, DOB: 1/2/1949, Sex: M  
Adm: 6/17/2018, D/C: 6/21/2018

**Medications - Orders and Results (continued)**

**morphine syringe 2 mg/mL [750940214] (continued)**

**ondansetron (ZOFTRAN-ODT) disintegrating tablet [750940216]**

Electronically signed by: **Naomi W Muhia, NP on 06/17/18 1719** Status: **Discontinued**  
 Ordering user: Naomi W Muhia, NP 06/17/18 1719 Ordering provider: Naomi W Muhia, NP  
 Authorized by: Nega B Gebremariam, MD Ordering mode: Standard  
 PRN reasons: nausea vomiting  
 Cosigning events  
 Electronically cosigned by Charu G Prakash, MD 06/18/18 0959 for Ordering  
 Frequency: Routine Q8H PRN 06/17/18 2224 - 06/21/18 1553 Released by: Amy Feltz, RN 06/17/18 2224  
 Discontinued by: Automatic Discharge Provider 06/21/18 1553 [(Patient Discharge - Internal Use Only)]  
 Acknowledged: Renata Marques-Bryant, RN 06/17/18 2233 for Placing Order Janet Ian, RN 06/19/18 1411 for Placing Order Morgan Stull, RN 06/20/18 1358 for Placing Order Morgan Stull, RN 06/20/18 1528 for Placing Order  
 Package: 0378-7732-93

**Ordering & Authorizing Provider Audit Trail**

| Date/Time     | Ordering provider | Authorizing Provider   | User                   |
|---------------|-------------------|------------------------|------------------------|
| 06/20/18 1528 | Naomi W Muhia, NP | Nega B Gebremariam, MD | Nega B Gebremariam, MD |
| 06/20/18 1054 | Naomi W Muhia, NP | Samina Fakhr, MD       | Carrie E Walker, NP    |
| 06/19/18 1411 | Naomi W Muhia, NP | Sohail Asfandiyar, MD  | Janet Ian, RN          |
| 06/17/18 2224 | Naomi W Muhia, NP | Naomi W Muhia, NP      | Amy Feltz, RN          |
| 06/17/18 1719 | Naomi W Muhia, NP | Naomi W Muhia, NP      | Naomi W Muhia, NP      |

**calcium carbonate (TUMS) chewable tablet [750940218]**

Electronically signed by: **Naomi W Muhia, NP on 06/17/18 1719** Status: **Discontinued**  
 Ordering user: Naomi W Muhia, NP 06/17/18 1719 Ordering provider: Naomi W Muhia, NP  
 Authorized by: Nega B Gebremariam, MD Ordering mode: Standard  
 PRN reasons: indigestion heartburn  
 Cosigning events  
 Electronically cosigned by Charu G Prakash, MD 06/18/18 0959 for Ordering  
 Frequency: Routine TID PRN 06/17/18 2224 - 06/21/18 1553 Released by: Amy Feltz, RN 06/17/18 2224  
 Discontinued by: Automatic Discharge Provider 06/21/18 1553 [(Patient Discharge - Internal Use Only)]  
 Acknowledged: Renata Marques-Bryant, RN 06/17/18 2233 for Placing Order Janet Ian, RN 06/19/18 1411 for Placing Order Morgan Stull, RN 06/20/18 1358 for Placing Order Morgan Stull, RN 06/20/18 1528 for Placing Order  
 Admin instructions: \*\*Dosed in Calcium carbonate/tablet = 200 mg elemental Calcium\*\*  
 Package: 66553-004-01

**Ordering & Authorizing Provider Audit Trail**

| Date/Time     | Ordering provider | Authorizing Provider   | User                   |
|---------------|-------------------|------------------------|------------------------|
| 06/20/18 1528 | Naomi W Muhia, NP | Nega B Gebremariam, MD | Nega B Gebremariam, MD |
| 06/20/18 1054 | Naomi W Muhia, NP | Samina Fakhr, MD       | Carrie E Walker, NP    |
| 06/19/18 1411 | Naomi W Muhia, NP | Sohail Asfandiyar, MD  | Janet Ian, RN          |
| 06/17/18 2224 | Naomi W Muhia, NP | Naomi W Muhia, NP      | Amy Feltz, RN          |
| 06/17/18 1719 | Naomi W Muhia, NP | Naomi W Muhia, NP      | Naomi W Muhia, NP      |

**dextrose 40% (GLUTOSE) 40 % gel [750942896]**

Electronically signed by: **Naomi W Muhia, NP on 06/17/18 1721** Status: **Discontinued**  
 Ordering user: Naomi W Muhia, NP 06/17/18 1721 Ordering provider: Naomi W Muhia, NP  
 Authorized by: Nega B Gebremariam, MD Ordering mode: Standard  
 PRN reasons: low blood sugar  
 PRN Comment: less than 70 mg/dL if patient is awake and able to swallow per hypoglycemia protocol.  
 Cosigning events  
 Electronically cosigned by Charu G Prakash, MD 06/18/18 0959 for Ordering  
 Frequency: Routine Q15 Min PRN 06/17/18 2224 - 06/21/18 1553 Released by: Amy Feltz, RN 06/17/18 2224  
 Discontinued by: Automatic Discharge Provider 06/21/18 1553 [(Patient Discharge - Internal Use Only)]  
 Acknowledged: Renata Marques-Bryant, RN 06/17/18 2233 for Placing Order Janet Ian, RN 06/19/18 1411 for Placing Order Morgan Stull, RN 06/20/18 1358 for Placing Order Morgan Stull, RN 06/20/18 1528 for Placing Order  
 Admin instructions: Treat per hypoglycemia protocol for blood glucose less than 70mg/dL.  
 If blood glucose 50 - 69 mg/dL, give 1 tube.  
 If blood glucose below 50 mg/dL, give 2 tubes.  
 Package: 0574-0070-30

**Ordering & Authorizing Provider Audit Trail**

| Date/Time     | Ordering provider | Authorizing Provider   | User                   |
|---------------|-------------------|------------------------|------------------------|
| 06/20/18 1528 | Naomi W Muhia, NP | Nega B Gebremariam, MD | Nega B Gebremariam, MD |
| 06/20/18 1054 | Naomi W Muhia, NP | Samina Fakhr, MD       | Carrie E Walker, NP    |
| 06/19/18 1411 | Naomi W Muhia, NP | Sohail Asfandiyar, MD  | Janet Ian, RN          |



WS Kennestone Hospital  
677 Church Street  
Marietta GA 30060-1101  
Inpatient Record

Maurice, Eugene George  
MRN: 561253820, DOB: 1/2/1949, Sex: M  
Adm: 6/17/2018, D/C: 6/21/2018

**Medications - Orders and Results (continued)**

**dextrose 40% (GLUTOSE) 40 % gel [750942896] (continued)**

|               |                   |                   |                   |
|---------------|-------------------|-------------------|-------------------|
| 06/17/18 2224 | Naomi W Muhia, NP | Naomi W Muhia, NP | Amy Feltz, RN     |
| 06/17/18 1721 | Naomi W Muhia, NP | Naomi W Muhia, NP | Naomi W Muhia, NP |

**dextrose 50 % in water (D50W) IV syringe [750942897]**

Electronically signed by: **Naomi W Muhia, NP on 06/17/18 1721** Status: **Discontinued**  
 Ordering user: Naomi W Muhia, NP 06/17/18 1721 Ordering provider: Naomi W Muhia, NP  
 Authorized by: Nega B Gebremariam, MD Ordering mode: Standard  
 PRN reasons: low blood sugar  
 PRN Comment: less than 70 mg/dL if patient NPO, unresponsive or unable to swallow AND has IV access per hypoglycemia protocol.  
 Cosigning events  
 Electronically cosigned by Charu G Prakash, MD 06/18/18 0959 for Ordering  
 Frequency: Routine Q15 Min PRN 06/17/18 2224 - 06/21/18 1553 Released by: Amy Feltz, RN 06/17/18 2224  
 Discontinued by: Automatic Discharge Provider 06/21/18 1553 [(Patient Discharge - Internal Use Only)]  
 Acknowledged: Renata Marques-Bryant, RN 06/17/18 2233 for Placing Order Janet Ian, RN 06/19/18 1411 for Placing Order Morgan Stull, RN 06/20/18 1358 for Placing Order Morgan Stull, RN 06/20/18 1528 for Placing Order  
 Admin instructions: Treat per hypoglycemia protocol for blood glucose less than 70mg/dL.  
 Administer at 3 mL/minute based on BBG value. Use formula: (100 - BBG) x 0.4 = mL of D50W.  
 Package: 0409-7517-16

**Ordering & Authorizing Provider Audit Trail**

| Date/Time     | Ordering provider | Authorizing Provider   | User                   |
|---------------|-------------------|------------------------|------------------------|
| 06/20/18 1528 | Naomi W Muhia, NP | Nega B Gebremariam, MD | Nega B Gebremariam, MD |
| 06/20/18 1054 | Naomi W Muhia, NP | Samina Fakhr, MD       | Carrie E Walker, NP    |
| 06/19/18 1411 | Naomi W Muhia, NP | Sohail Asfandiyar, MD  | Janet Ian, RN          |
| 06/17/18 2224 | Naomi W Muhia, NP | Naomi W Muhia, NP      | Amy Feltz, RN          |
| 06/17/18 1721 | Naomi W Muhia, NP | Naomi W Muhia, NP      | Naomi W Muhia, NP      |

**glucagon (GLUCAGEN) injection 1 mg/mL [750942898]**

Electronically signed by: **Naomi W Muhia, NP on 06/17/18 1721** Status: **Discontinued**  
 Ordering user: Naomi W Muhia, NP 06/17/18 1721 Ordering provider: Naomi W Muhia, NP  
 Authorized by: Nega B Gebremariam, MD Ordering mode: Standard  
 PRN Comment: blood glucose less than 70 mg/dL if patient is NPO, unresponsive or unable to swallow AND no IV access per hypoglycemia protocol.  
 Cosigning events  
 Electronically cosigned by Charu G Prakash, MD 06/18/18 0959 for Ordering  
 Frequency: Routine Once PRN 06/17/18 2224 - 1 occurrence Released by: Amy Feltz, RN 06/17/18 2224  
 Discontinued by: Automatic Discharge Provider 06/21/18 1553 [(Patient Discharge - Internal Use Only)]  
 Acknowledged: Renata Marques-Bryant, RN 06/17/18 2233 for Placing Order Janet Ian, RN 06/19/18 1411 for Placing Order Morgan Stull, RN 06/20/18 1358 for Placing Order Morgan Stull, RN 06/20/18 1528 for Placing Order  
 Admin instructions: Treat per hypoglycemia protocol for blood glucose less than 70mg/dL.  
 Position patient on side after administering to prevent aspiration. DO NOT REPEAT GLUCAGON WITHOUT PHYSICIAN ORDER. Immediately establish IV access.  
 Package: 55390-004-01

**Ordering & Authorizing Provider Audit Trail**

| Date/Time     | Ordering provider | Authorizing Provider   | User                   |
|---------------|-------------------|------------------------|------------------------|
| 06/20/18 1528 | Naomi W Muhia, NP | Nega B Gebremariam, MD | Nega B Gebremariam, MD |
| 06/20/18 1054 | Naomi W Muhia, NP | Samina Fakhr, MD       | Carrie E Walker, NP    |
| 06/19/18 1411 | Naomi W Muhia, NP | Sohail Asfandiyar, MD  | Janet Ian, RN          |
| 06/17/18 2224 | Naomi W Muhia, NP | Naomi W Muhia, NP      | Amy Feltz, RN          |
| 06/17/18 1721 | Naomi W Muhia, NP | Naomi W Muhia, NP      | Naomi W Muhia, NP      |

**insulin lispro (HumaLOG) injection [750942900]**

Electronically signed by: **Naomi W Muhia, NP on 06/17/18 1721** Status: **Discontinued**  
 Ordering user: Naomi W Muhia, NP 06/17/18 1721 Ordering provider: Naomi W Muhia, NP  
 Authorized by: Nega B Gebremariam, MD Ordering mode: Standard  
 Cosigning events  
 Electronically cosigned by Charu G Prakash, MD 06/18/18 0959 for Ordering  
 Frequency: Routine AC&HS 06/18/18 0730 - 06/21/18 1553 Released by: Amy Feltz, RN 06/17/18 2224  
 Discontinued by: Automatic Discharge Provider 06/21/18 1553 [(Patient Discharge - Internal Use Only)]  
 Acknowledged: Renata Marques-Bryant, RN 06/17/18 2233 for Placing Order Janet Ian, RN 06/19/18 1411 for Placing Order Morgan Stull, RN 06/20/18 1358 for Placing Order Morgan Stull, RN 06/20/18 1528 for Placing Order  
 Admin instructions: Average - Medium insulin resistance defined as BMI 25 - 30 and/or patient on 50 - 90 units insulin per day





WS Kennestone Hospital  
677 Church Street  
Marietta GA 30060-1101  
Inpatient Record

Maurice, Eugene George  
MRN: 561253820, DOB: 1/2/1949, Sex: M  
Adm: 6/17/2018, D/C: 6/21/2018

**Medications - Orders and Results (continued)**

**insulin lispro (HumaLOG) injection [750942900] (continued)**

DO NOT HOLD IF NPO. GIVE HALF OF CORRECTION DOSE BETWEEN 2100 and 0500.

POCT Glucose (BBG) Range: 141 - 160 mg/dL = 1 unit

POCT Glucose (BBG) Range: 161 - 200 mg/dL = 2 units

POCT Glucose (BBG) Range: 201 - 250 mg/dL = 4 units

POCT Glucose (BBG) Range: 251 - 300 mg/dL = 6 units

POCT Glucose (BBG) Range: 301 - 350 mg/dL = 8 units

POCT Glucose (BBG) Range: 351 - 400 mg/dL = 10 units

If POCT Glucose greater than 400mg/dL, repeat POCT Glucose. If repeat POCT

Glucose remains greater than 400mg/dL, notify physician & obtain lab specimen for confirmation. Once confirmed as greater than 400 mg/dL give 12 units.

For sub-Q use only (into the abdominal wall, thigh, or upper arm); should not be administered IV.

Place waste in BLACK hazardous container.

Package: 0002-7510-17

**Ordering & Authorizing Provider Audit Trail**

| Date/Time     | Ordering provider | Authorizing Provider   | User                   |
|---------------|-------------------|------------------------|------------------------|
| 06/20/18 1528 | Naomi W Muhia, NP | Nega B Gebremariam, MD | Nega B Gebremariam, MD |
| 06/20/18 1054 | Naomi W Muhia, NP | Samina Fakhir, MD      | Carrie E Walker, NP    |
| 06/19/18 1411 | Naomi W Muhia, NP | Sohail Asfandiyar, MD  | Janet Ian, RN          |
| 06/17/18 2224 | Naomi W Muhia, NP | Naomi W Muhia, NP      | Amy Feltz, RN          |
| 06/17/18 1721 | Naomi W Muhia, NP | Naomi W Muhia, NP      | Naomi W Muhia, NP      |

**furosemide (LASIX) injection 10 mg/mL [750942911]**

Electronically signed by: Naomi W Muhia, NP on 06/17/18 1724

Status: **Completed**

Ordering user: Naomi W Muhia, NP 06/17/18 1724

Ordering provider: Naomi W Muhia, NP

Authorized by: Naomi W Muhia, NP

Ordering mode: Standard

Cosigning events

Electronically cosigned by Charu G Prakash, MD 06/18/18 0959 for Ordering

Released by: Amy Feltz, RN 06/17/18 2224

Frequency: Routine Once 06/17/18 2300 - 1 occurrence

Acknowledged: Renata Marques-Bryant, RN 06/17/18 2233 for Placing Order

Admin instructions: Administer after transfusion of first unit.

Package: 0409-6102-36

**acetaminophen (TYLENOL) tablet [750942912]**

Electronically signed by: Naomi W Muhia, NP on 06/17/18 1724

Status: **Completed**

Ordering user: Naomi W Muhia, NP 06/17/18 1724

Ordering provider: Naomi W Muhia, NP

Authorized by: Naomi W Muhia, NP

Ordering mode: Standard

Cosigning events

Electronically cosigned by Charu G Prakash, MD 06/18/18 0959 for Ordering

Released by: Amy Feltz, RN 06/17/18 2224

Frequency: Routine PreMed 06/17/18 2300 - 1 occurrence

Acknowledged: Renata Marques-Bryant, RN 06/17/18 2233 for Placing Order

Admin instructions: Give once prior to transfusion.

Maximum dose of acetaminophen per 24 hours in adults: 3 grams

Package: 0904-1982-61

**diphenhydramine (BENADRYL) injection 50 mg/mL [750942913]**

Electronically signed by: Naomi W Muhia, NP on 06/17/18 1724

Status: **Completed**

Ordering user: Naomi W Muhia, NP 06/17/18 1724

Ordering provider: Naomi W Muhia, NP

Authorized by: Naomi W Muhia, NP

Ordering mode: Standard

Cosigning events

Electronically cosigned by Charu G Prakash, MD 06/18/18 0959 for Ordering

Released by: Amy Feltz, RN 06/17/18 2224

Frequency: Routine PreMed 06/17/18 2300 - 1 occurrence

Acknowledged: Renata Marques-Bryant, RN 06/17/18 2233 for Placing Order

Admin instructions: Give once prior to transfusion.

\*\*Caution: Sound alike/look alike medication\*\*

Package: 63323-664-01

**carvedilol (COREG) tablet [750942914]**

Electronically signed by: Naomi W Muhia, NP on 06/17/18 1730

Status: **Discontinued**

Ordering user: Naomi W Muhia, NP 06/17/18 1730

Ordering provider: Naomi W Muhia, NP

Authorized by: Naomi W Muhia, NP

Ordering mode: Standard

Cosigning events

Electronically cosigned by Charu G Prakash, MD 06/18/18 0959 for Ordering

Released by: Amy Feltz, RN 06/17/18 2224

Frequency: Routine BID w/ meals 06/18/18 0800 - 06/17/18 2354



WS Kennestone Hospital  
677 Church Street  
Marietta GA 30060-1101  
Inpatient Record

Maurice, Eugene George  
MRN: 561253820, DOB: 1/2/1949, Sex: M  
Adm: 6/17/2018, D/C: 6/21/2018

**Medications - Orders and Results (continued)**

**carvedilol (COREG) tablet [750942914] (continued)**

Discontinued by: Charu G Prakash, MD 06/17/18 2354  
Acknowledged: Renata Marques-Bryant, RN 06/17/18 2233 for Placing Order Renata Marques-Bryant, RN 06/18/18 0010 for D/C Order  
Admin instructions: Hold for Sbp < 110 or HR < 50  
Package: 0904-6302-61  
Reordered from: carvedilol (COREG) 6.25 MG tablet [746564152]

**Ordering & Authorizing Provider Audit Trail**

| Date/Time     | Ordering provider   | Authorizing Provider | User                |
|---------------|---------------------|----------------------|---------------------|
| 06/17/18 2354 | Charu G Prakash, MD | Charu G Prakash, MD  | Charu G Prakash, MD |
| 06/17/18 2224 | Naomi W Muhia, NP   | Naomi W Muhia, NP    | Amy Feltz, RN       |
| 06/17/18 1730 | Naomi W Muhia, NP   | Naomi W Muhia, NP    | Naomi W Muhia, NP   |

**atorvastatin (LIPITOR) tablet [750942915]**

Electronically signed by: **Naomi W Muhia, NP on 06/17/18 1730** Status: **Discontinued**  
Ordering user: Naomi W Muhia, NP 06/17/18 1730 Ordering provider: Naomi W Muhia, NP  
Authorized by: Naomi W Muhia, NP Ordering mode: Standard  
Cosigning events  
1. Electronically cosigned by Charu G Prakash, MD 06/18/18 0959 for Ordering  
2. Electronically cosigned by Aasim M Sheikh, MD 06/19/18 2354 for Discontinuing  
Frequency: Routine Nightly 06/17/18 2300 - 06/18/18 1214 Released by: Amy Feltz, RN 06/17/18 2224  
Discontinued by: Michelle M Lovett, NP 06/18/18 1214  
Acknowledged: Renata Marques-Bryant, RN 06/17/18 2233 for Placing Order Janet Ian, RN 06/18/18 1232 for D/C Order  
Admin instructions: Concurrent use of atorvastatin (LIPITOR) and GRAPEFRUIT JUICE may result in increased bioavailability of atorvastatin resulting in an increased risk of myopathy or rhabdomyolysis.  
Package: 50268-096-11  
Reordered from: atorvastatin (LIPITOR) 80 MG tablet [720826907]

**Ordering & Authorizing Provider Audit Trail**

| Date/Time     | Ordering provider     | Authorizing Provider  | User                  |
|---------------|-----------------------|-----------------------|-----------------------|
| 06/18/18 1214 | Michelle M Lovett, NP | Michelle M Lovett, NP | Michelle M Lovett, NP |
| 06/17/18 2224 | Naomi W Muhia, NP     | Naomi W Muhia, NP     | Amy Feltz, RN         |
| 06/17/18 1730 | Naomi W Muhia, NP     | Naomi W Muhia, NP     | Naomi W Muhia, NP     |

**furosemide (LASIX) tablet [750942918]**

Electronically signed by: **Naomi W Muhia, NP on 06/17/18 1730** Status: **Discontinued**  
Ordering user: Naomi W Muhia, NP 06/17/18 1730 Ordering provider: Naomi W Muhia, NP  
Authorized by: Naomi W Muhia, NP Ordering mode: Standard  
Cosigning events  
Electronically cosigned by Charu G Prakash, MD 06/18/18 0959 for Ordering  
Frequency: Routine BID 06/17/18 2300 - 06/17/18 2347 Released by: Amy Feltz, RN 06/17/18 2224  
Discontinued by: Charu G Prakash, MD 06/17/18 2347  
Acknowledged: Renata Marques-Bryant, RN 06/17/18 2233 for Placing Order Renata Marques-Bryant, RN 06/18/18 0010 for D/C Order Morgan Stull, RN 06/20/18 1358 for D/C Order  
Package: 51079-072-01  
Reordered from: furosemide (LASIX) 20 MG tablet [746564149]

**Ordering & Authorizing Provider Audit Trail**

| Date/Time     | Ordering provider   | Authorizing Provider | User                |
|---------------|---------------------|----------------------|---------------------|
| 06/17/18 2347 | Charu G Prakash, MD | Charu G Prakash, MD  | Charu G Prakash, MD |
| 06/17/18 2224 | Naomi W Muhia, NP   | Naomi W Muhia, NP    | Amy Feltz, RN       |
| 06/17/18 1730 | Naomi W Muhia, NP   | Naomi W Muhia, NP    | Naomi W Muhia, NP   |

**isosorbide mononitrate (IMDUR) 24 hr tablet [750942919]**

Electronically signed by: **Naomi W Muhia, NP on 06/17/18 1730** Status: **Discontinued**  
Ordering user: Naomi W Muhia, NP 06/17/18 1730 Ordering provider: Naomi W Muhia, NP  
Authorized by: Nega B Gebremariam, MD Ordering mode: Standard  
Cosigning events  
Electronically cosigned by Charu G Prakash, MD 06/18/18 0959 for Ordering  
Frequency: Routine BID 06/17/18 2300 - 06/21/18 1553 Released by: Amy Feltz, RN 06/17/18 2224  
Discontinued by: Automatic Discharge Provider 06/21/18 1553 [(Patient Discharge - Internal Use Only)]  
Acknowledged: Renata Marques-Bryant, RN 06/17/18 2233 for Placing Order Janet Ian, RN 06/19/18 1411 for Placing Order Morgan Stull, RN 06/20/18 1358 for Placing Order Morgan Stull, RN 06/20/18 1528 for Placing Order  
Package: 68084-592-11  
Reordered from: isosorbide mononitrate (IMDUR) 30 MG 24 hr tablet [720826911]





WS Kennestone Hospital  
677 Church Street  
Marietta GA 30060-1101  
Inpatient Record

Maurice, Eugene George  
MRN: 561253820, DOB: 1/2/1949, Sex: M  
Adm: 6/17/2018, D/C: 6/21/2018

**Medications - Orders and Results (continued)**

**isosorbide mononitrate (IMDUR) 24 hr tablet [750942919] (continued)**

**Ordering & Authorizing Provider Audit Trail**

| Date/Time     | Ordering provider | Authorizing Provider   | User                   |
|---------------|-------------------|------------------------|------------------------|
| 06/20/18 1528 | Naomi W Muhia, NP | Nega B Gebremariam, MD | Nega B Gebremariam, MD |
| 06/20/18 1054 | Naomi W Muhia, NP | Samina Fakhr, MD       | Carrie E Walker, NP    |
| 06/19/18 1411 | Naomi W Muhia, NP | Sohail Asfandiyar, MD  | Janet Ian, RN          |
| 06/17/18 2224 | Naomi W Muhia, NP | Naomi W Muhia, NP      | Amy Feltz, RN          |
| 06/17/18 1730 | Naomi W Muhia, NP | Naomi W Muhia, NP      | Naomi W Muhia, NP      |

**nitroglycerin (NITROSTAT) SL tablet [750942920]**

Electronically signed by: **Naomi W Muhia, NP on 06/17/18 1730** Status: **Discontinued**  
 Ordering user: Naomi W Muhia, NP 06/17/18 1730 Ordering provider: Naomi W Muhia, NP  
 Authorized by: Nega B Gebremariam, MD Ordering mode: Standard  
 PRN reasons: chest pain  
 Cosigning events  
 Electronically cosigned by Charu G Prakash, MD 06/18/18 0959 for Ordering  
 Frequency: Routine Q5 Min PRN 06/17/18 2224 - 06/21/18 1553 Released by: Amy Feltz, RN 06/17/18 2224  
 Discontinued by: Automatic Discharge Provider 06/21/18 1553 [(Patient Discharge - Internal Use Only)]  
 Acknowledged: Renata Marques-Bryant, RN 06/17/18 2233 for Placing Order Janet Ian, RN 06/19/18 1411 for Placing Order Morgan Stull, RN 06/20/18 1358 for Placing Order Morgan Stull, RN 06/20/18 1528 for Placing Order  
 Admin instructions: x 3 doses. Notify MD if no relief after 3 doses.  
 Package: 0071-0418-13  
 Reordered from: nitroglycerin (NITROSTAT) 0.4 MG SL tablet [717984945]

**Ordering & Authorizing Provider Audit Trail**

| Date/Time     | Ordering provider | Authorizing Provider   | User                   |
|---------------|-------------------|------------------------|------------------------|
| 06/20/18 1528 | Naomi W Muhia, NP | Nega B Gebremariam, MD | Nega B Gebremariam, MD |
| 06/20/18 1054 | Naomi W Muhia, NP | Samina Fakhr, MD       | Carrie E Walker, NP    |
| 06/19/18 1411 | Naomi W Muhia, NP | Sohail Asfandiyar, MD  | Janet Ian, RN          |
| 06/17/18 2224 | Naomi W Muhia, NP | Naomi W Muhia, NP      | Amy Feltz, RN          |
| 06/17/18 1730 | Naomi W Muhia, NP | Naomi W Muhia, NP      | Naomi W Muhia, NP      |

**sodium chloride 0.9 % (NS) flush [750940184]**

Electronically signed by: **Naomi W Muhia, NP on 06/17/18 1719** Status: **Discontinued**  
 Ordering user: Naomi W Muhia, NP 06/17/18 1719 Ordering provider: Naomi W Muhia, NP  
 Authorized by: Nega B Gebremariam, MD Ordering mode: Standard  
 PRN reasons: line care  
 Cosigning events  
 Electronically cosigned by Charu G Prakash, MD 06/18/18 0959 for Ordering  
 Frequency: Routine Q1 min PRN 06/17/18 2224 - 06/21/18 1553 Released by: Amy Feltz, RN 06/17/18 2224  
 Discontinued by: Automatic Discharge Provider 06/21/18 1553 [(Patient Discharge - Internal Use Only)]  
 Acknowledged: Renata Marques-Bryant, RN 06/17/18 2233 for Placing Order Janet Ian, RN 06/19/18 1411 for Placing Order Morgan Stull, RN 06/20/18 1358 for Placing Order Morgan Stull, RN 06/20/18 1528 for Placing Order  
 Admin instructions: INT Flush  
 Package: 8290-306547

**Ordering & Authorizing Provider Audit Trail**

| Date/Time     | Ordering provider | Authorizing Provider   | User                   |
|---------------|-------------------|------------------------|------------------------|
| 06/20/18 1528 | Naomi W Muhia, NP | Nega B Gebremariam, MD | Nega B Gebremariam, MD |
| 06/20/18 1054 | Naomi W Muhia, NP | Samina Fakhr, MD       | Carrie E Walker, NP    |
| 06/19/18 1411 | Naomi W Muhia, NP | Sohail Asfandiyar, MD  | Janet Ian, RN          |
| 06/17/18 2224 | Naomi W Muhia, NP | Naomi W Muhia, NP      | Amy Feltz, RN          |
| 06/17/18 1719 | Naomi W Muhia, NP | Naomi W Muhia, NP      | Naomi W Muhia, NP      |

**polyethylene glycol (GLYCOLAX,MIRALAX) packet [750940215]**

Electronically signed by: **Naomi W Muhia, NP on 06/17/18 1719** Status: **Discontinued**  
 Ordering user: Naomi W Muhia, NP 06/17/18 1719 Ordering provider: Naomi W Muhia, NP  
 Authorized by: Nega B Gebremariam, MD Ordering mode: Standard  
 PRN reasons: constipation  
 Cosigning events  
 Electronically cosigned by Charu G Prakash, MD 06/18/18 0959 for Ordering  
 Frequency: Routine Daily PRN 06/17/18 2224 - 06/21/18 1553 Released by: Amy Feltz, RN 06/17/18 2224  
 Discontinued by: Automatic Discharge Provider 06/21/18 1553 [(Patient Discharge - Internal Use Only)]  
 Acknowledged: Renata Marques-Bryant, RN 06/17/18 2233 for Placing Order Janet Ian, RN 06/19/18 1411 for Placing Order Morgan Stull, RN 06/20/18 1358 for Placing Order



WS Kennestone Hospital  
677 Church Street  
Marietta GA 30060-1101  
Inpatient Record

Maurice, Eugene George  
MRN: 561253820, DOB: 1/2/1949, Sex: M  
Adm: 6/17/2018, D/C: 6/21/2018

**Medications - Orders and Results (continued)**

**polyethylene glycol (GLYCOLAX,MIRALAX) packet [750940215] (continued)**

Order Morgan Stull, RN 06/20/18 1528 for Placing Order  
Admin instructions: Mix with 8 ounces of water.  
Package: 11523-7234-1

**Ordering & Authorizing Provider Audit Trail**

| Date/Time     | Ordering provider | Authorizing Provider   | User                   |
|---------------|-------------------|------------------------|------------------------|
| 06/20/18 1528 | Naomi W Muhia, NP | Nega B Gebremariam, MD | Nega B Gebremariam, MD |
| 06/20/18 1054 | Naomi W Muhia, NP | Samina Fakhr, MD       | Carrie E Walker, NP    |
| 06/19/18 1411 | Naomi W Muhia, NP | Sohail Asfandiyar, MD  | Janet Ian, RN          |
| 06/17/18 2224 | Naomi W Muhia, NP | Naomi W Muhia, NP      | Amy Feltz, RN          |
| 06/17/18 1719 | Naomi W Muhia, NP | Naomi W Muhia, NP      | Naomi W Muhia, NP      |

**ondansetron (PF) (ZOFTRAN) injection 2 mg/mL [750940217]**

Electronically signed by: **Naomi W Muhia, NP on 06/17/18 1719** Status: **Discontinued**  
 Ordering user: Naomi W Muhia, NP 06/17/18 1719 Ordering provider: Naomi W Muhia, NP  
 Authorized by: Nega B Gebremariam, MD Ordering mode: Standard  
 PRN reasons: nausea vomiting  
 Cosigning events  
 Electronically cosigned by Charu G Prakash, MD 06/18/18 0959 for Ordering  
 Frequency: Routine Q8H PRN 06/17/18 2224 - 06/21/18 1553 Released by: Amy Feltz, RN 06/17/18 2224  
 Discontinued by: Automatic Discharge Provider 06/21/18 1553 [(Patient Discharge - Internal Use Only)]  
 Acknowledged: Renata Marques-Bryant, RN 06/17/18 2233 for Placing Order Janet Ian, RN 06/19/18 1411 for Placing Order Morgan Stull, RN 06/20/18 1358 for Placing Order Morgan Stull, RN 06/20/18 1528 for Placing Order  
 Package: 36000-012-25

**Ordering & Authorizing Provider Audit Trail**

| Date/Time     | Ordering provider | Authorizing Provider   | User                   |
|---------------|-------------------|------------------------|------------------------|
| 06/20/18 1528 | Naomi W Muhia, NP | Nega B Gebremariam, MD | Nega B Gebremariam, MD |
| 06/20/18 1054 | Naomi W Muhia, NP | Samina Fakhr, MD       | Carrie E Walker, NP    |
| 06/19/18 1411 | Naomi W Muhia, NP | Sohail Asfandiyar, MD  | Janet Ian, RN          |
| 06/17/18 2224 | Naomi W Muhia, NP | Naomi W Muhia, NP      | Amy Feltz, RN          |
| 06/17/18 1719 | Naomi W Muhia, NP | Naomi W Muhia, NP      | Naomi W Muhia, NP      |

**pantoprazole (PROTONIX) in NS 40 mg/100 mL NS (0.4 mg/mL) infusion (w/adaptor) [750940220]**

Electronically signed by: **Naomi W Muhia, NP on 06/17/18 1719** Status: **Discontinued**  
 Ordering user: Naomi W Muhia, NP 06/17/18 1719 Ordering provider: Naomi W Muhia, NP  
 Authorized by: Naomi W Muhia, NP Ordering mode: Standard  
 Cosigning events  
 Administratively closed for Charu G Prakash, MD for Ordering  
 Cosign requirement was administratively closed by Dipen B Patel, RPH on 06/17/18 2228. Reason - See Medication Cancel Reason Category  
 Frequency: Routine Continuous 06/17/18 2300 - 06/17/18 2228 Released by: Amy Feltz, RN 06/17/18 2224  
 Discontinued by: Dipen B Patel, RPH 06/17/18 2228 [Duplicate order - will NOT appear as Stop Taking on the Office Visit AVS ]  
 Acknowledged: Renata Marques-Bryant, RN 06/17/18 2233 for Placing Order Renata Marques-Bryant, RN 06/17/18 2233 for D/C Order

**Mixture Ingredients**

| Medication                 | Ordered Dose | Calculated Dose |
|----------------------------|--------------|-----------------|
| pantoprazole (PROTONIX)    | 40 mg        | 40 mg           |
| sodium chloride (NS) 0.9 % | 100 mL       | 100 mL          |

Admin instructions: Use the "pantoprazole" IV pump entry -- defaults to 8 mg/hr starting dose.

**Ordering & Authorizing Provider Audit Trail**

| Date/Time     | Ordering provider   | Authorizing Provider | User               |
|---------------|---------------------|----------------------|--------------------|
| 06/17/18 2228 | Charu G Prakash, MD | Charu G Prakash, MD  | Dipen B Patel, RPH |
| 06/17/18 2224 | Naomi W Muhia, NP   | Naomi W Muhia, NP    | Amy Feltz, RN      |
| 06/17/18 1719 | Naomi W Muhia, NP   | Naomi W Muhia, NP    | Naomi W Muhia, NP  |

**piperacillin-tazobactam (ZOSYN) 4.5 g in NS 100 mL IVPB (w/adaptor) [750940221]**

Electronically signed by: **Naomi W Muhia, NP on 06/17/18 1719** Status: **Discontinued**  
 Ordering user: Naomi W Muhia, NP 06/17/18 1719 Ordering provider: Naomi W Muhia, NP  
 Authorized by: Sohail Asfandiyar, MD Ordering mode: Standard  
 Cosigning events  
 Electronically cosigned by Charu G Prakash, MD 06/18/18 0959 for Ordering  
 Frequency: Routine Q8H 06/18/18 0200 - 06/19/18 1533 Released by: Amy Feltz, RN 06/17/18 2224





WS Kennestone Hospital  
677 Church Street  
Marietta GA 30060-1101  
Inpatient Record

Maurice, Eugene George  
MRN: 561253820, DOB: 1/2/1949, Sex: M  
Adm: 6/17/2018, D/C: 6/21/2018

**Medications - Orders and Results (continued)**

**piperacillin-tazobactam (ZOSYN) 4.5 g in NS 100 mL IVPB (w/adapter) [750940221] (continued)**

Discontinued by: Brian Tucker, RPH 06/19/18 1533 [Alternate medication prescribed]

Acknowledged: Renata Marques-Bryant, RN 06/17/18 2233 for Placing Order Janet Ian, RN 06/19/18 1411 for Placing Order Janet Ian, RN 06/19/18 1538 for D/C Order

**Questionnaire**

| Question                           | Answer                        |
|------------------------------------|-------------------------------|
| Reason for Ordering Antimicrobial: | UTI - Urinary Tract Infection |
| Expected days of therapy:          | 7                             |

**Mixture Ingredients**

| Medication                      | Ordered Dose | Calculated Dose |
|---------------------------------|--------------|-----------------|
| piperacillin-tazobactam (ZOSYN) | 4.5 g        | 4.5 g           |
| sodium chloride (NS) 0.9 %      | 100 mL       | 100 mL          |

Admin instructions: Use adapter to add medication vial(s) to IV bag

Package: 25021-166-48, 0409-7984-37

Status

Dipen B Patel, RPH 06/17/18 2229 (Start: 06/17/18 2300 to 06/18/18 0200)

**Ordering & Authorizing Provider Audit Trail**

| Date/Time     | Ordering provider     | Authorizing Provider  | User              |
|---------------|-----------------------|-----------------------|-------------------|
| 06/19/18 1533 | Sohail Asfandiyar, MD | Sohail Asfandiyar, MD | Brian Tucker, RPH |
| 06/19/18 1411 | Naomi W Muhia, NP     | Sohail Asfandiyar, MD | Janet Ian, RN     |
| 06/17/18 2224 | Naomi W Muhia, NP     | Naomi W Muhia, NP     | Amy Feltz, RN     |
| 06/17/18 1719 | Naomi W Muhia, NP     | Naomi W Muhia, NP     | Naomi W Muhia, NP |

**sodium chloride 0.9% (NS) bolus 250 mL [750942907]**

Electronically signed by: Naomi W Muhia, NP on 06/17/18 1724

Status: **Discontinued**

Ordering user: Naomi W Muhia, NP 06/17/18 1724

Ordering provider: Naomi W Muhia, NP

Authorized by: Sohail Asfandiyar, MD

Ordering mode: Standard

PRN Comment: blood transfusion

Cosigning events

Electronically cosigned by Charu G Prakash, MD 06/18/18 0959 for Ordering

Frequency: Routine PRN 06/17/18 2224 - 06/20/18 1054

Released by: Amy Feltz, RN 06/17/18 2224

Discontinued by: Samina Fakhr, MD 06/20/18 1054

Acknowledged: Renata Marques-Bryant, RN 06/17/18 2233 for Placing Order Janet Ian, RN 06/19/18 1411 for Placing Order Morgan Stull, RN 06/20/18 1358 for D/C

Order

Package: 0409-7983-02

**Ordering & Authorizing Provider Audit Trail**

| Date/Time     | Ordering provider | Authorizing Provider  | User                |
|---------------|-------------------|-----------------------|---------------------|
| 06/20/18 1054 | Samina Fakhr, MD  | Samina Fakhr, MD      | Carrie E Walker, NP |
| 06/19/18 1411 | Naomi W Muhia, NP | Sohail Asfandiyar, MD | Janet Ian, RN       |
| 06/17/18 2224 | Naomi W Muhia, NP | Naomi W Muhia, NP     | Amy Feltz, RN       |
| 06/17/18 1724 | Naomi W Muhia, NP | Naomi W Muhia, NP     | Naomi W Muhia, NP   |

**ramipril (ALTACE) capsule [750942916]**

Electronically signed by: Naomi W Muhia, NP on 06/17/18 1730

Status: **Discontinued**

Ordering user: Naomi W Muhia, NP 06/17/18 1730

Ordering provider: Naomi W Muhia, NP

Authorized by: Naomi W Muhia, NP

Ordering mode: Standard

Cosigning events

Electronically cosigned by Charu G Prakash, MD 06/18/18 0959 for Ordering

Frequency: Routine BID 06/17/18 2300 - 06/18/18 1028

Released by: Amy Feltz, RN 06/17/18 2224

Discontinued by: Dhaval G Patel, MD 06/18/18 1028

Acknowledged: Renata Marques-Bryant, RN 06/17/18 2233 for Placing Order Janet Ian, RN 06/18/18 1029 for D/C Order

Admin instructions: Hold for Sbp < 120

Package: 68084-267-11

Reordered from: ramipril (ALTACE) 10 MG capsule [720826912]

**Ordering & Authorizing Provider Audit Trail**

| Date/Time     | Ordering provider  | Authorizing Provider | User               |
|---------------|--------------------|----------------------|--------------------|
| 06/18/18 1028 | Dhaval G Patel, MD | Dhaval G Patel, MD   | Dhaval G Patel, MD |
| 06/18/18 1028 | Naomi W Muhia, NP  | Dhaval G Patel, MD   | Dhaval G Patel, MD |
| 06/17/18 2224 | Naomi W Muhia, NP  | Naomi W Muhia, NP    | Amy Feltz, RN      |
| 06/17/18 1730 | Naomi W Muhia, NP  | Naomi W Muhia, NP    | Naomi W Muhia, NP  |



WS Kennestone Hospital  
677 Church Street  
Marietta GA 30060-1101  
Inpatient Record

Maurice, Eugene George  
MRN: 561253820, DOB: 1/2/1949, Sex: M  
Adm: 6/17/2018, D/C: 6/21/2018

**Medications - Orders and Results (continued)**

**sotalol (BETAPACE) tablet 80 mg [750942917]**

Electronically signed by: **Naomi W Muhia, NP on 06/17/18 1730** Status: **Discontinued**  
 Ordering user: Naomi W Muhia, NP 06/17/18 1730 Ordering provider: Naomi W Muhia, NP  
 Authorized by: Naomi W Muhia, NP Ordering mode: Standard  
 Cosigning events  
 Electronically cosigned by Charu G Prakash, MD 06/18/18 0959 for Ordering  
 Frequency: Routine BID 06/17/18 2300 - 06/18/18 0824 Released by: Amy Feltz, RN 06/17/18 2224  
 Discontinued by: Dhaval G Patel, MD 06/18/18 0824  
 Acknowledged: Renata Marques-Bryant, RN 06/17/18 2233 for Placing Order Janet Ian, RN 06/18/18 0841 for D/C Order  
 Admin instructions: Contraindicated for CrCl less than 40.  
 Package: 68084-654-11  
 Reordered from: sotalol (BETAPACE) 80 MG tablet [733317879]

**Ordering & Authorizing Provider Audit Trail**

| Date/Time     | Ordering provider  | Authorizing Provider | User               |
|---------------|--------------------|----------------------|--------------------|
| 06/18/18 0824 | Dhaval G Patel, MD | Dhaval G Patel, MD   | Dhaval G Patel, MD |
| 06/17/18 2224 | Naomi W Muhia, NP  | Naomi W Muhia, NP    | Amy Feltz, RN      |
| 06/17/18 1730 | Naomi W Muhia, NP  | Naomi W Muhia, NP    | Naomi W Muhia, NP  |

**furosemide (LASIX) injection 10 mg/mL [750969677]**

Electronically signed by: **Charu G Prakash, MD on 06/17/18 2347** Status: **Discontinued**  
 Ordering user: Charu G Prakash, MD 06/17/18 2347 Ordering provider: Charu G Prakash, MD  
 Authorized by: Charu G Prakash, MD Ordering mode: Standard  
 Frequency: Routine BID: 0900 1700 06/18/18 0900 - 06/18/18 0856 Discontinued by: Dhaval G Patel, MD 06/18/18 0856  
 Acknowledged: Renata Marques-Bryant, RN 06/18/18 0010 for Placing Order Janet Ian, RN 06/18/18 0903 for D/C Order  
 Package: 63323-280-04

**Ordering & Authorizing Provider Audit Trail**

| Date/Time     | Ordering provider   | Authorizing Provider | User                |
|---------------|---------------------|----------------------|---------------------|
| 06/18/18 0856 | Dhaval G Patel, MD  | Dhaval G Patel, MD   | Dhaval G Patel, MD  |
| 06/17/18 2347 | Charu G Prakash, MD | Charu G Prakash, MD  | Charu G Prakash, MD |

**carvedilol (COREG) tablet [750969678]**

Electronically signed by: **Charu G Prakash, MD on 06/17/18 2354** Status: **Discontinued**  
 Ordering user: Charu G Prakash, MD 06/17/18 2354 Ordering provider: Charu G Prakash, MD  
 Authorized by: Charu G Prakash, MD Ordering mode: Standard  
 Frequency: Routine BID w/ meals 06/18/18 0800 - 06/18/18 0850 Discontinued by: Dhaval G Patel, MD 06/18/18 0850  
 Acknowledged: Renata Marques-Bryant, RN 06/18/18 0010 for Placing Order Janet Ian, RN 06/18/18 0903 for D/C Order  
 Admin instructions: Hold for Sbp < 110 or HR < 50  
 Package: 51079-930-01  
 Modified from: carvedilol (COREG) tablet [750942914]

**Ordering & Authorizing Provider Audit Trail**

| Date/Time     | Ordering provider   | Authorizing Provider | User                |
|---------------|---------------------|----------------------|---------------------|
| 06/18/18 0850 | Dhaval G Patel, MD  | Dhaval G Patel, MD   | Dhaval G Patel, MD  |
| 06/17/18 2354 | Charu G Prakash, MD | Charu G Prakash, MD  | Charu G Prakash, MD |

**sotalol (BETAPACE) tablet 40 mg [750969696]**

Electronically signed by: **Dhaval G Patel, MD on 06/18/18 0824** Status: **Discontinued**  
 Ordering user: Dhaval G Patel, MD 06/18/18 0824 Ordering provider: Dhaval G Patel, MD  
 Authorized by: Nega B Gebremariam, MD Ordering mode: Standard  
 Frequency: Routine BID 06/18/18 0900 - 06/21/18 1553 Discontinued by: Automatic Discharge Provider 06/21/18 1553 [(Patient Discharge - Internal Use Only)]  
 Acknowledged: Janet Ian, RN 06/18/18 0841 for Placing Order Janet Ian, RN 06/19/18 1411 for Placing Order Morgan Stull, RN 06/20/18 1358 for Placing Order Morgan Stull, RN 06/20/18 1528 for Placing Order  
 Admin instructions: Contraindicated for CrCl less than 40.  
 Package: 68084-654-11  
 Modified from: sotalol (BETAPACE) tablet 80 mg [750942917]

**Ordering & Authorizing Provider Audit Trail**

| Date/Time     | Ordering provider  | Authorizing Provider   | User                   |
|---------------|--------------------|------------------------|------------------------|
| 06/20/18 1528 | Dhaval G Patel, MD | Nega B Gebremariam, MD | Nega B Gebremariam, MD |
| 06/20/18 1054 | Dhaval G Patel, MD | Samina Fakhr, MD       | Carrie E Walker, NP    |
| 06/19/18 1411 | Dhaval G Patel, MD | Sohail Asfandiyar, MD  | Janet Ian, RN          |
| 06/18/18 0824 | Dhaval G Patel, MD | Dhaval G Patel, MD     | Dhaval G Patel, MD     |





WS Kennestone Hospital  
677 Church Street  
Marietta GA 30060-1101  
Inpatient Record

Maurice, Eugene George  
MRN: 561253820, DOB: 1/2/1949, Sex: M  
Adm: 6/17/2018, D/C: 6/21/2018

**Medications - Orders and Results (continued)**

**sotalol (BETAPACE) tablet 40 mg [750969696] (continued)**

**sodium chloride (NS) 0.9 % infusion [751027191]**

Electronically signed by: **Interface, Ads Dispense on 06/18/18 0856** Status: **Discontinued**  
 Ordering user: Interface, Ads Dispense 06/18/18 0856 Ordering mode: Standard  
 Frequency: 06/18/18 0856 - 1 occurrence Discontinued by: Monique Walcott V, MD 06/18/18 2208  
 Acknowledged: Renata Marques-Bryant, RN 06/18/18 2223 for D/C Order  
 Admin instructions: Gervase, Dee: cabinet override  
 Medication comments: Gervase, Dee: cabinet override

**sodium chloride 0.9% (NS) infusion [751027230]**

Electronically signed by: **Grace S Kim, MD on 06/19/18 1042** Status: **Discontinued**  
 Ordering user: Grace S Kim, MD 06/19/18 1042 Ordering provider: Grace S Kim, MD  
 Authorized by: Nega B Gebremariam, MD Ordering mode: Standard  
 PRN reasons: other  
 PRN Comment: IV maintenance  
 Frequency: Routine Continuous PRN 06/19/18 1125 - 06/21/18 1553 Released by: Pamela Y Mott, RN 06/19/18 1125  
 Discontinued by: Automatic Discharge Provider 06/21/18 1553 [(Patient Discharge - Internal Use Only)]  
 Acknowledged: Pamela Y Mott, RN 06/19/18 1125 for Placing Order Morgan Stull, RN 06/20/18 1358 for Placing Order Morgan Stull, RN 06/20/18 1528 for Placing Order  
 Admin instructions: Does not need to be on IV pump.  
 Package: 0409-7983-09

**Ordering & Authorizing Provider Audit Trail**

| Date/Time     | Ordering provider | Authorizing Provider   | User                   |
|---------------|-------------------|------------------------|------------------------|
| 06/20/18 1528 | Grace S Kim, MD   | Nega B Gebremariam, MD | Nega B Gebremariam, MD |
| 06/20/18 1054 | Grace S Kim, MD   | Samina Fakhr, MD       | Carrie E Walker, NP    |
| 06/19/18 1125 | Grace S Kim, MD   | Grace S Kim, MD        | Pamela Y Mott, RN      |
| 06/19/18 1042 | Grace S Kim, MD   | Grace S Kim, MD        | Grace S Kim, MD        |

**fentaNYL (PF) (SUBLIMAZE) injection 50 mcg/mL [751027231]**

Electronically signed by: **Grace S Kim, MD on 06/19/18 1042** Status: **Discontinued**  
 Ordering user: Grace S Kim, MD 06/19/18 1042 Ordering provider: Grace S Kim, MD  
 Authorized by: Grace S Kim, MD Ordering mode: Standard  
 PRN reasons: severe pain (8-10)  
 Frequency: Routine Q10 Min PRN 06/19/18 1125 - 4 occurrences Released by: Pamela Y Mott, RN 06/19/18 1125  
 Discontinued by: Automatic Transfer Provider 06/19/18 1410 [(Patient Transfer - Internal Use Only)]  
 Acknowledged: Pamela Y Mott, RN 06/19/18 1125 for Placing Order Janet Ian, RN 06/19/18 1410 for D/C Order  
 Admin instructions: If ineffective (VAS greater than 7) after 4 doses, progress to hydromorphone (Dilaudid) for Severe Pain (8-10) or contact MD.  
 Caution: Sound alike/look alike medication.  
 Document pain score assessment before & after administering medication.  
 Package: 0000-0055-28

**ondansetron (PF) (ZOFTRAN) injection 2 mg/mL [751027233]**

Electronically signed by: **Grace S Kim, MD on 06/19/18 1042** Status: **Discontinued**  
 Ordering user: Grace S Kim, MD 06/19/18 1042 Ordering provider: Grace S Kim, MD  
 Authorized by: Grace S Kim, MD Ordering mode: Standard  
 PRN reasons: nausea  
 PRN Comment: If not given in OR  
 Frequency: Routine Once PRN 06/19/18 1125 - 1 occurrence Released by: Pamela Y Mott, RN 06/19/18 1125  
 Discontinued by: Automatic Transfer Provider 06/19/18 1410 [(Patient Transfer - Internal Use Only)]  
 Acknowledged: Pamela Y Mott, RN 06/19/18 1125 for Placing Order Janet Ian, RN 06/19/18 1410 for D/C Order  
 Admin instructions: May give one dose if not given in OR. If given in OR and nausea continues, proceed to promethazine (Phenergan).  
 Package: 36000-012-25



WS Kennestone Hospital  
677 Church Street  
Marietta GA 30060-1101  
Inpatient Record

Maurice, Eugene George  
MRN: 561253820, DOB: 1/2/1949, Sex: M  
Adm: 6/17/2018, D/C: 6/21/2018

**Medications - Orders and Results**

**metoclopramide (REGLAN) injection 5 mg/mL [751027234]**

Electronically signed by: **Grace S Kim, MD on 06/19/18 1042** Status: **Discontinued**  
 Ordering user: Grace S Kim, MD 06/19/18 1042 Ordering provider: Grace S Kim, MD  
 Authorized by: Grace S Kim, MD Ordering mode: Standard  
 PRN reasons: nausea  
 PRN Comment: if ondanestron and promethazine ineffective.  
 Frequency: Routine Once PRN 06/19/18 1125 - 1 occurrence Released by: Pamela Y Mott, RN 06/19/18 1125  
 Discontinued by: Automatic Transfer Provider 06/19/18 1410 [(Patient Transfer - Internal Use Only)]  
 Acknowledged: Pamela Y Mott, RN 06/19/18 1125 for Placing Order Janet Ian, RN 06/19/18 1410 for D/C Order  
 Admin instructions: Use ondansetron (Zofran) first. If ondansetron ineffective, may use promethazine (Phenergan). If promethazine ineffective after 2 doses, proceed to metoclopramide (Reglan). If nausea persists, contact Anesthesia.  
 \*\*Caution: Sound alike/look alike medication\*\*  
 Package: 0409-3414-01

**labetalol (NORMODYNE,TRANDATE) injection 5 mg/mL [751027235]**

Electronically signed by: **Grace S Kim, MD on 06/19/18 1042** Status: **Discontinued**  
 Ordering user: Grace S Kim, MD 06/19/18 1042 Ordering provider: Grace S Kim, MD  
 Authorized by: Grace S Kim, MD Ordering mode: Standard  
 PRN reasons: high blood pressure  
 PRN Comment: SBP greater than 180 or DBP greater than 100 and heart rate greater than 65 bpm  
 Frequency: Routine Q5 Min PRN 06/19/18 1125 - 06/19/18 1410 Released by: Pamela Y Mott, RN 06/19/18 1125  
 Discontinued by: Automatic Transfer Provider 06/19/18 1410 [(Patient Transfer - Internal Use Only)]  
 Acknowledged: Pamela Y Mott, RN 06/19/18 1125 for Placing Order Janet Ian, RN 06/19/18 1410 for D/C Order  
 Admin instructions: Give labetalol (NORMODYNE,TRANDATE) first.  
 Administer over 2 minutes. Maximum effects occur within 5 minutes of injection.  
 Package: 0409-2339-34

**hydrALAZINE (APRESOLINE) injection 20 mg/mL [751027236]**

Electronically signed by: **Grace S Kim, MD on 06/19/18 1042** Status: **Discontinued**  
 Ordering user: Grace S Kim, MD 06/19/18 1042 Ordering provider: Grace S Kim, MD  
 Authorized by: Grace S Kim, MD Ordering mode: Standard  
 PRN reasons: high blood pressure  
 PRN Comment: SBP greater than 180 or DBP greater than 100  
 Frequency: Routine Q10 Min PRN 06/19/18 1125 - 06/19/18 1410 Released by: Pamela Y Mott, RN 06/19/18 1125  
 Discontinued by: Automatic Transfer Provider 06/19/18 1410 [(Patient Transfer - Internal Use Only)]  
 Acknowledged: Pamela Y Mott, RN 06/19/18 1125 for Placing Order Janet Ian, RN 06/19/18 1410 for D/C Order  
 Admin instructions: Give as second line treatment, if labetalol (NORMODYNE,TRANDATE) ineffective or cannot be given.  
 \*\*Caution: Sound alike/look alike medication\*\*  
 Package: 39822-0500-1

**sodium chloride 0.9 % (NS) flush [751027228]**

Electronically signed by: **Grace S Kim, MD on 06/19/18 1042** Status: **Discontinued**  
 Ordering user: Grace S Kim, MD 06/19/18 1042 Ordering provider: Grace S Kim, MD  
 Authorized by: Grace S Kim, MD Ordering mode: Standard  
 PRN reasons: line care  
 Frequency: Routine Q1 min PRN 06/19/18 1125 - 06/19/18 1410 Released by: Pamela Y Mott, RN 06/19/18 1125  
 Discontinued by: Automatic Transfer Provider 06/19/18 1410 [(Patient Transfer - Internal Use Only)]  
 Acknowledged: Pamela Y Mott, RN 06/19/18 1125 for Placing Order Janet Ian, RN 06/19/18 1410 for D/C Order  
 Admin instructions: INT Flush  
 Package: 8290-306547

**sodium chloride 0.9% (NS) infusion [751027229]**

Electronically signed by: **Grace S Kim, MD on 06/19/18 1042** Status: **Discontinued**  
 Ordering user: Grace S Kim, MD 06/19/18 1042 Ordering provider: Grace S Kim, MD  
 Authorized by: Sohail Asfandiyar, MD Ordering mode: Standard  
 Frequency: Routine Continuous 06/19/18 1200 - 06/20/18 1054 Released by: Pamela Y Mott, RN 06/19/18 1125  
 Discontinued by: Samina Fakhr, MD 06/20/18 1054  
 Acknowledged: Pamela Y Mott, RN 06/19/18 1125 for Placing Order Janet Ian, RN 06/19/18 1411 for Placing Order Morgan Stull, RN 06/20/18 1358 for D/C Order  
 Package: 0409-7983-09

**Ordering & Authorizing Provider Audit Trail**

| Date/Time     | Ordering provider | Authorizing Provider  | User                |
|---------------|-------------------|-----------------------|---------------------|
| 06/20/18 1054 | Samina Fakhr, MD  | Samina Fakhr, MD      | Carrie E Walker, NP |
| 06/19/18 1411 | Grace S Kim, MD   | Sohail Asfandiyar, MD | Janet Ian, RN       |



WS Kennestone Hospital  
677 Church Street  
Marietta GA 30060-1101  
Inpatient Record

Maurice, Eugene George  
MRN: 561253820, DOB: 1/2/1949, Sex: M  
Adm: 6/17/2018, D/C: 6/21/2018

**Medications - Orders and Results (continued)**

**sodium chloride 0.9% (NS) infusion [751027229] (continued)**

|               |                 |                 |                   |
|---------------|-----------------|-----------------|-------------------|
| 06/19/18 1125 | Grace S Kim, MD | Grace S Kim, MD | Pamela Y Mott, RN |
| 06/19/18 1042 | Grace S Kim, MD | Grace S Kim, MD | Grace S Kim, MD   |

**sodium chloride 0.9 % (NS) flush [751027206]**

Electronically signed by: **Michelle M Lovett, NP on 06/18/18 1215** Status: **Discontinued**  
 Ordering user: Michelle M Lovett, NP 06/18/18 1215 Ordering provider: Michelle M Lovett, NP  
 Authorized by: Michelle M Lovett, NP Ordering mode: Standard  
 PRN reasons: line care  
 Cosigning events  
 Administratively closed for Aasim M Sheikh, MD for Ordering  
 Cosign requirement was administratively closed by Janet Ian, RN on 06/19/18 1410. Reason - See Medication Cancel Reason Category  
 Frequency: Routine Q1 min PRN 06/19/18 1125 - 06/19/18 1410 Released by: Pamela Y Mott, RN 06/19/18 1125  
 Discontinued by: Automatic Transfer Provider 06/19/18 1410 [(Patient Transfer - Internal Use Only)]  
 Acknowledged: Pamela Y Mott, RN 06/19/18 1125 for Placing Order Janet Ian, RN 06/19/18 1410 for D/C Order  
 Admin instructions: INT Flush  
 Package: 8290-306547

**pantoprazole (PROTONIX) EC tablet [751296239]**

Electronically signed by: **Sohail Asfandiyar, MD on 06/19/18 1324** Status: **Discontinued**  
 Ordering user: Sohail Asfandiyar, MD 06/19/18 1324 Ordering provider: Sohail Asfandiyar, MD  
 Authorized by: Nega B Gebremariam, MD Ordering mode: Standard  
 Frequency: Routine BID AC 06/19/18 1630 - 06/21/18 1553 Released by: Janet Ian, RN 06/19/18 1411  
 Discontinued by: Automatic Discharge Provider 06/21/18 1553 [(Patient Discharge - Internal Use Only)]  
 Acknowledged: Janet Ian, RN 06/19/18 1411 for Placing Order Morgan Stull, RN 06/20/18 1358 for Placing Order Morgan Stull, RN 06/20/18 1528 for Placing Order  
 Admin instructions: DO NOT CRUSH OR CHEW.  
 Package: 66993-068-51

**Ordering & Authorizing Provider Audit Trail**

| Date/Time     | Ordering provider     | Authorizing Provider   | User                   |
|---------------|-----------------------|------------------------|------------------------|
| 06/20/18 1528 | Sohail Asfandiyar, MD | Nega B Gebremariam, MD | Nega B Gebremariam, MD |
| 06/20/18 1054 | Sohail Asfandiyar, MD | Samina Fakhr, MD       | Carrie E Walker, NP    |
| 06/19/18 1411 | Sohail Asfandiyar, MD | Sohail Asfandiyar, MD  | Janet Ian, RN          |
| 06/19/18 1324 | Sohail Asfandiyar, MD | Sohail Asfandiyar, MD  | Sohail Asfandiyar, MD  |

**sodium chloride (NS) 0.9 % infusion [751296244]**

Electronically signed by: **Interface, Ads Dispense on 06/19/18 1447** Status: **Expired**  
 Ordering user: Interface, Ads Dispense 06/19/18 1447 Ordering mode: Standard  
 Frequency: 06/19/18 1447 - 1 occurrence  
 Admin instructions: Cook, Michelle: cabinet override  
 Medication comments: Cook, Michelle: cabinet override

**piperacillin-tazobactam (ZOSYN) 4.5 g in NS 100 mL IVPB ADD-vantage [751296245]**

Electronically signed by: **Brian Tucker, RPH on 06/19/18 1532** Status: **Discontinued**  
 Ordering user: Brian Tucker, RPH 06/19/18 1532 Ordering provider: Sohail Asfandiyar, MD  
 Authorized by: Sohail Asfandiyar, MD Ordering mode: Per protocol: no cosign required  
 Frequency: Routine Q8H 06/19/18 1600 - 06/20/18 1054 Discontinued by: Samina Fakhr, MD 06/20/18 1054  
 Acknowledged: Janet Ian, RN 06/19/18 1538 for Placing Order Morgan Stull, RN 06/20/18 1358 for D/C Order

**Questionnaire**

| Question                           | Answer                        |
|------------------------------------|-------------------------------|
| Reason for Ordering Antimicrobial: | UTI - Urinary Tract Infection |
| Expected days of therapy:          | 7                             |

**Mixture Ingredients**

| Medication                      | Ordered Dose | Calculated Dose |
|---------------------------------|--------------|-----------------|
| piperacillin-tazobactam (ZOSYN) | 4.5 g        | 4.5 g           |
| sodium chloride 0.9 % (NS)      | 100 mL       | 100 mL          |

Package: 0409-3379-04, 0409-7101-67  
 Reordered from: piperacillin-tazobactam (ZOSYN) 4.5 g in NS 100 mL IVPB (w/adaptor) [750940221]

**Ordering & Authorizing Provider Audit Trail**

| Date/Time | Ordering provider | Authorizing Provider | User |
|-----------|-------------------|----------------------|------|
|-----------|-------------------|----------------------|------|





WS Kennestone Hospital  
677 Church Street  
Marietta GA 30060-1101  
Inpatient Record

Maurice, Eugene George  
MRN: 561253820, DOB: 1/2/1949, Sex: M  
Adm: 6/17/2018, D/C: 6/21/2018

**Medications - Orders and Results (continued)**

**piperacillin-tazobactam (ZOSYN) 4.5 g in NS 100 mL IVPB ADD-vantage [751296245] (continued)**

|               |                       |                       |                     |
|---------------|-----------------------|-----------------------|---------------------|
| 06/20/18 1054 | Samina Fakhr, MD      | Samina Fakhr, MD      | Carrie E Walker, NP |
| 06/19/18 1532 | Sohail Asfandiyar, MD | Sohail Asfandiyar, MD | Brian Tucker, RPH   |

**apixaban (ELIQUIS) tablet [751296258]**

Electronically signed by: **Dhaval G Patel, MD on 06/20/18 0751** Status: **Discontinued**  
 Ordering user: Dhaval G Patel, MD 06/20/18 0751 Ordering provider: Dhaval G Patel, MD  
 Authorized by: Dhaval G Patel, MD Ordering mode: Standard  
 Frequency: Routine BID 06/20/18 0900 - 06/20/18 0905 Discontinued by: Dhaval G Patel, MD 06/20/18 0905  
 Acknowledged: Dolores Gervase, RN 06/20/18 0759 for Placing Order Dolores Gervase, RN 06/20/18 1016 for D/C Order  
 Admin instructions: PAF  
 Package: 0003-0894-31  
 Status  
 William C Crew, PharmD 06/20/18 0753 (Admin Instructions edited)

**sodium chloride (NS) 0.9 % infusion [751296259]**

Electronically signed by: **Interface, Ads Dispense on 06/20/18 0816** Status: **Discontinued**  
 Ordering user: Interface, Ads Dispense 06/20/18 0816 Ordering mode: Standard  
 Frequency: 06/20/18 0816 - 1 occurrence Discontinued by: Automatic Discharge Provider 06/21/18 1553 [(Patient Discharge - Internal Use Only)]  
 Admin instructions: Gervase, Dee: cabinet override  
 Medication comments: Gervase, Dee: cabinet override  
 Package: 0409-7984-23

**furosemide (LASIX) tablet [751503300]**

Electronically signed by: **Carrie E Walker, NP on 06/20/18 1054** Status: **Discontinued**  
 Ordering user: Carrie E Walker, NP 06/20/18 1054 Ordering provider: Carrie E Walker, NP  
 Authorized by: Nega B Gebremariam, MD Ordering mode: Standard  
 Cosigning events  
 Electronically cosigned by Samina Fakhr, MD 06/20/18 1515 for Ordering  
 Frequency: Routine Every other day 06/20/18 1100 - 06/21/18 1553 Discontinued by: Automatic Discharge Provider 06/21/18 1553 [(Patient Discharge - Internal Use Only)]  
 Acknowledged: Morgan Stull, RN 06/20/18 1358 for Placing Order Morgan Stull, RN 06/20/18 1528 for Placing Order  
 Package: 51079-072-01  
 Reordered from: furosemide (LASIX) tablet [750942918]

**Ordering & Authorizing Provider Audit Trail**

| Date/Time     | Ordering provider   | Authorizing Provider   | User                   |
|---------------|---------------------|------------------------|------------------------|
| 06/20/18 1528 | Carrie E Walker, NP | Nega B Gebremariam, MD | Nega B Gebremariam, MD |
| 06/20/18 1054 | Carrie E Walker, NP | Dhaval G Patel, MD     | Carrie E Walker, NP    |

**apixaban (ELIQUIS) tablet [751503303]**

Electronically signed by: **Samina Fakhr, MD on 06/20/18 1713** Status: **Discontinued**  
 Ordering user: Samina Fakhr, MD 06/20/18 1713 Ordering provider: Samina Fakhr, MD  
 Authorized by: Samina Fakhr, MD Ordering mode: Standard  
 Frequency: Routine BID 06/20/18 2100 - 06/21/18 1553 Discontinued by: Automatic Discharge Provider 06/21/18 1553 [(Patient Discharge - Internal Use Only)]  
 Acknowledged: Morgan Stull, RN 06/20/18 1714 for Placing Order  
 Package: 0003-0894-31

**sotalol (BETAPACE) 80 MG tablet [751503314]**

Electronically signed by: **Samina Fakhr, MD on 06/21/18 1055** Status: **Discontinued**  
 Ordering user: Samina Fakhr, MD 06/21/18 1055 Ordering provider: Samina Fakhr, MD  
 Authorized by: Samina Fakhr, MD Ordering mode: Standard  
 Frequency: Routine BID 06/21/18 - 12/18/18 Discontinued by: Anand S Kenia, MD 12/18/18 1435 [(Reorder - Internal Use Only)]  
 Acknowledged: Alane Morabit, RN 06/21/18 1115 for Placing Order  
 Modified from: sotalol (BETAPACE) 80 MG tablet [733317879]

**furosemide (LASIX) 20 MG tablet [751503315]**

Electronically signed by: **Samina Fakhr, MD on 06/21/18 1055** Status: **Discontinued**  
 Ordering user: Samina Fakhr, MD 06/21/18 1055 Ordering provider: Samina Fakhr, MD





WS Kennestone Hospital  
677 Church Street  
Marietta GA 30060-1101  
Inpatient Record

Maurice, Eugene George  
MRN: 561253820, DOB: 1/2/1949, Sex: M  
Adm: 6/17/2018, D/C: 6/21/2018

**Medications - Orders and Results (continued)**

**furosemide (LASIX) 20 MG tablet [751503315] (continued)**

Authorized by: Samina Fakhr, MD  
Frequency: Routine Every other day 06/21/18 - 06/26/18  
Acknowledged: Alane Morabit, RN 06/21/18 1115 for Placing Order  
Modified from: furosemide (LASIX) 20 MG tablet [746564149]

Ordering mode: Standard  
Discontinued by: Abdul M Sheikh, MD 06/26/18 1523

**pantoprazole (PROTONIX) 40 MG EC tablet [751503316]**

Electronically signed by: Samina Fakhr, MD on 06/21/18 1055  
Ordering user: Samina Fakhr, MD 06/21/18 1055  
Authorized by: Samina Fakhr, MD  
Frequency: Routine BID AC 06/21/18 - 08/20/18  
Acknowledged: Alane Morabit, RN 06/21/18 1115 for Placing Order  
Reordered from: pantoprazole (PROTONIX) EC tablet [751296239]

Ordering provider: Samina Fakhr, MD  
Ordering mode: Standard  
Discontinued by: Kristin M Boren, MD 08/20/18 1011

Status: **Discontinued**

**ferrous sulfate 324 mg (65 mg iron) TbEC [751503319]**

Electronically signed by: Samina Fakhr, MD on 06/21/18 1105  
Ordering user: Samina Fakhr, MD 06/21/18 1105  
Authorized by: Samina Fakhr, MD  
Frequency: Routine BID w/ meals 06/21/18 - Until Discontinued  
Acknowledged: Alane Morabit, RN 06/21/18 1115 for Placing Order

Ordering provider: Samina Fakhr, MD  
Ordering mode: Standard

Status: **Active**

**oxymetazoline (AFRIN) 0.05 % nasal spray [751503320]**

Electronically signed by: Samina Fakhr, MD on 06/21/18 1105  
Ordering user: Samina Fakhr, MD 06/21/18 1105  
Authorized by: Samina Fakhr, MD  
PRN Comment: nose bleed  
Frequency: Routine BID PRN 06/21/18 - 06/25/18  
Acknowledged: Alane Morabit, RN 06/21/18 1115 for Placing Order

Ordering provider: Samina Fakhr, MD  
Ordering mode: Standard

Status: **Discontinued**

Discontinued by: Matthew L Estes, NP 06/25/18 0909 [Patient reports not taking - will NOT appear as Stop Taking on the Office Visit AVS ]

**Testing Performed By**

| Lab - Abbreviation | Name                       | Director              | Address                             | Valid Date Range              |
|--------------------|----------------------------|-----------------------|-------------------------------------|-------------------------------|
| 12 - Wellstar      | WELLSTAR                   | Unknown               | Unknown                             | 10/12/15 1541 - 12/02/19 1533 |
| 13 - Muse          | MUSE                       | Unknown               | Unknown                             | 12/12/12 2214 - Present       |
| 19 - KHLAB         | WS KENNESTONE HOSPITAL LAB | Dr. David Schlosnagle | 677 CHURCH ST<br>MARIETTA GA 30060  | 11/04/13 1206 - 08/28/18 1256 |
| 20 - CHLAB         | WS COBB HOSPITAL LAB       | Dr. Marla Franks      | 3950 AUSTELL RD<br>AUSTELL GA 30106 | 11/04/13 1208 - 08/28/18 1252 |



WS Kennestone Hospital  
677 Church Street  
Marietta GA 30060-1101  
Inpatient Record

Maurice, Eugene George  
MRN: 561253820, DOB: 1/2/1949, Sex: M  
Adm: 6/17/2018, D/C: 6/21/2018

**Medications**

**All Meds and Administrations**

**sodium chloride 0.9% (NS) infusion [749935521]**

Ordering Provider: Douglas E Krug, MD  
Ordered On: 06/17/18 1505  
Dose (Remaining/Total): 100 mL/hr (—/—)  
Frequency: Continuous

Status: Discontinued (Past End Date/Time)  
Starts/Ends: 06/17/18 1515 - 06/18/18 2208  
Route: Intravenous  
Rate/Duration: 100 mL/hr / —

| Timestamps  | Action / Reason | Dose / Rate            | Route       | Other Information  |
|---|-----------------|------------------------|-------------|--|
| Due 06/18/18 1341<br>Scheduled: 06/18/18<br>1343                | Due             | —                      | —           | —  |
| Performed 06/18/18 0103 New Bag<br>Documented: 06/18/18<br>0103 |                 | 100 mL/hr<br>100 mL/hr | Intravenous | Performed by: Renata Marques-Bryant, RN<br>Scanned Package: 0409-7983-09 |
| Due 06/17/18 1709<br>Scheduled: 06/17/18<br>1712                | Due             | —                      | —           | —  |
| Performed 06/17/18 1533 Hold<br>Documented: 06/17/18<br>1533    | Other           | 0 mL/hr<br>0 mL/hr     | Intravenous | Performed by: Raquel Gil-Trani, RN<br>Comments: BNP 2307                 |

**sodium chloride 0.9 % (NS) flush [749935524]**

Ordering Provider: Douglas E Krug, MD  
Ordered On: 06/17/18 1505  
Dose (Remaining/Total): 3-40 mL (—/—)  
Frequency: Every 1 minute PRN  
Admin Instructions: INT Flush

Status: Discontinued (Past End Date/Time), Reason: (Patient Discharge - Internal Use Only)  
Starts/Ends: 06/17/18 1505 - 06/21/18 1553  
Route: Intravenous  
Rate/Duration: — / —

| Timestamps   | Action / Reason               | Dose  | Route       | Other Information   |
|--|-------------------------------|-------|-------------|---|
| Performed 06/20/18 1528 MAR Unhold<br>Documented: 06/20/18<br>1528 |                               | —     | —           | Performed by: Nega B Gebremariam, MD                                    |
| Performed 06/20/18 1347 MAR Hold<br>Documented: 06/20/18<br>1347   | Unreviewed<br>Transfer Orders | —     | —           | Performed by: Automatic Transfer Provider                               |
| Performed 06/20/18 0113 Given<br>Documented: 06/20/18<br>0134      |                               | 10 mL | Intravenous | Performed by: Emelin C Edang, RN<br>Scanned Package: 8290-306547        |
| Performed 06/18/18 0033 Given<br>Documented: 06/18/18<br>0033      |                               | 10 mL | Intravenous | Performed by: Renata Marques-Bryant, RN<br>Scanned Package: 8290-306547 |

**sodium chloride 0.9 % (NS) flush [750930090]**

Ordering Provider: Douglas E Krug, MD  
Ordered On: 06/17/18 1611  
Dose (Remaining/Total): 3-40 mL (—/—)  
Frequency: Every 1 minute PRN  
Admin Instructions: INT Flush

Status: Discontinued (Past End Date/Time), Reason: (Patient Discharge - Internal Use Only)  
Starts/Ends: 06/17/18 1610 - 06/21/18 1553  
Route: Intravenous  
Rate/Duration: — / —

| Timestamps   | Action / Reason | Dose | Route | Other Information                    |
|--|-----------------|------|-------|--------------------------------------|
| Performed 06/20/18 1528 MAR Unhold<br>Documented: 06/20/18<br>1528 |                 | —    | —     | Performed by: Nega B Gebremariam, MD |



WS Kennestone Hospital  
677 Church Street  
Marietta GA 30060-1101  
Inpatient Record

Maurice, Eugene George  
MRN: 561253820, DOB: 1/2/1949, Sex: M  
Adm: 6/17/2018, D/C: 6/21/2018

**Medications (continued)**

**All Meds and Administrations (continued)**

|   |       |             |   |
|---|-------|-------------|---|
| Performed 06/20/18 1347 MAR Hold<br>Documented: 06/20/18 1347 | —     | —           | Performed by: Automatic Transfer Provider                   |
| Unreviewed<br>Transfer Orders                                 |       |             |   |
| Performed 06/18/18 1247 Given<br>Documented: 06/18/18 1247    | 20 mL | Intravenous | Performed by: Janet Ian, RN<br>Scanned Package: 8290-306547 |

**diphtheria-pertussis (acell)-tetanus (BOOSTRIX) IM suspension [750930092]**

|   |  |
|---|--|
| Ordering Provider: Douglas E Krug, MD                 | Status: Discontinued (Past End Date/Time)  |
| Ordered On: 06/17/18 1611                             | Starts/Ends: 06/18/18 1000 - 06/17/18 1613 |
| Dose (Remaining/Total): 0.5 mL (1/1)                  | Route: Intramuscular                       |
| Frequency: Once at 10AM                               | Rate/Duration: — / —                       |
| Admin Instructions: **Adult and adolescent use only** |  |

(No admins scheduled or recorded for this medication)

**piperacillin-tazobactam (ZOSYN) 4.5 g in NS 100 mL IVPB (w/adaptor) [750930101]**

|   |  |
|---|--|
| Ordering Provider: Douglas E Krug, MD                               | Status: Completed (Past End Date/Time)     |
| Ordered On: 06/17/18 1613   | Starts/Ends: 06/17/18 1615 - 06/17/18 1748 |
| Dose (Remaining/Total): 4.5 g (0/1)                                 | Route: Intravenous                         |
| Frequency: Once   | Rate/Duration: 200 mL/hr / 0.5 Hours       |
| Admin Instructions: Use adaptor to add medication vial(s) to IV bag |  |

| Question                            | Answer                                    | Comment |
|-------------------------------------|---|---------|
| Reason for Ordering Antimicrobial:: | Other - Required to state in comments *** | ED DOSE |
| Expected days of therapy::          | 1   | —       |

| Line                                  | Med Link Info                       | Comment |
|---------------------------------------|-------------------------------------|---------|
| Peripheral IV 06/17/18 20 G Left Hand | 06/17/18 1718 by Brian J Rooney, RN | —       |

| Timestamps                | Action | Dose / Rate / Duration | Route       | Other Information                           |
|---------------------------|--------|------------------------|-------------|---|
| Performed 06/17/18 1718   | Given  | 4.5 g                  | Intravenous | Performed by: Brian J Rooney, RN            |
| Documented: 06/17/18 1718 |        | 200 mL/hr              |             | Scanned Package: 0781-3114-91, 0409-7984-23 |
|                           |        | 0.5 Hours              |             |   |

**vancomycin (VANCOCIN) 1,500 mg in NS 250 mL IVPB [750930102]**

|   |  |
|---|--|
| Ordering Provider: Douglas E Krug, MD                             | Status: Completed (Past End Date/Time)     |
| Ordered On: 06/17/18 1613   | Starts/Ends: 06/17/18 1615 - 06/17/18 2159 |
| Dose (Remaining/Total): 1,500 mg (0/1)                            | Route: Intravenous                         |
| Frequency: Once   | Rate/Duration: 83.3 mL/hr / 180 Minutes    |
| Admin Instructions: Enter ancillary consult for pharmacy to dose. |  |

| Question                            | Answer                                    | Comment |
|-------------------------------------|---|---------|
| Reason for Ordering Antimicrobial:: | Other - Required to state in comments *** | ED DOSE |
| Expected days of therapy::          | 1   | —       |

| Line  | Med Link Info                       | Comment |
|---|-------------------------------------|---------|
| Peripheral IV 06/17/18 20 G Right Antecubital | 06/17/18 1859 by Brian J Rooney, RN | —       |

| Timestamps                | Action  | Dose / Rate / Duration | Route       | Other Information                |
|---------------------------|---------|------------------------|-------------|----------------------------------|
| Performed 06/17/18 1859   | New Bag | 1,500 mg               | Intravenous | Performed by: Brian J Rooney, RN |
| Documented: 06/17/18 1859 |         | 83.3 mL/hr             |             |                                  |
|                           |         | 180 Minutes            |             |                                  |

**pantoprazole (PROTONIX) 40 mg in sodium chloride 0.9 % (NS) injection [750930113]**

|                                       |  |
|---------------------------------------|--|
| Ordering Provider: Douglas E Krug, MD | Status: Completed (Past End Date/Time)     |
| Ordered On: 06/17/18 1615             | Starts/Ends: 06/17/18 1630 - 06/17/18 1654 |
| Dose (Remaining/Total): 40 mg (0/1)   | Route: Intravenous                         |





WS Kennestone Hospital  
677 Church Street  
Marietta GA 30060-1101  
Inpatient Record

Maurice, Eugene George  
MRN: 561253820, DOB: 1/2/1949, Sex: M  
Adm: 6/17/2018, D/C: 6/21/2018

**Medications (continued)**

**All Meds and Administrations (continued)**

Frequency: Once Rate/Duration: — / 2 Minutes  
Admin Instructions: Dilute each 40mg vial with 10 mL 0.9 % NaCl and give IV over 2 minutes.

| Line                                  | Med Link Info                       | Comment |
|---------------------------------------|-------------------------------------|---------|
| Peripheral IV 06/17/18 20 G Left Hand | 06/17/18 1652 by Brian J Rooney, RN | —       |

| Timestamps                | Action | Dose / Duration | Route       | Other Information                |
|---------------------------|--------|-----------------|-------------|----------------------------------|
| Performed 06/17/18 1652   | Given  | 40 mg           | Intravenous | Performed by: Brian J Rooney, RN |
| Documented: 06/17/18 1707 |        | 2 Minutes       |             | Comments: not given              |

**pantoprazole (PROTONIX) 80 mg in sodium chloride 0.9 % (NS) injection [750930120]**

Ordering Provider: Douglas E Krug, MD Status: Completed (Past End Date/Time)  
Ordered On: 06/17/18 1650 Starts/Ends: 06/17/18 1700 - 06/17/18 1658  
Dose (Remaining/Total): 80 mg (0/1) Route: Intravenous  
Frequency: Once Rate/Duration: — / 2 Minutes  
Admin Instructions: Administer IV push over at least 2 minutes. Dilute each 40mg vial with 10 mL 0.9 % NaCl and give IV over 2 minutes.

| Line                                  | Med Link Info                       | Comment |
|---------------------------------------|-------------------------------------|---------|
| Peripheral IV 06/17/18 20 G Left Hand | 06/17/18 1656 by Brian J Rooney, RN | —       |

| Timestamps                | Action | Dose / Duration | Route       | Other Information   |
|---------------------------|--------|-----------------|-------------|---|
| Performed 06/17/18 1656   | Given  | 80 mg           | Intravenous | Performed by: Brian J Rooney, RN                          |
| Documented: 06/17/18 1656 |        | 2 Minutes       |             | Scanned Package: 63323-186-10, 0008-0923-51, 0008-0923-51 |

**pantoprazole (PROTONIX) in NS 40 mg/100 mL NS (0.4 mg/mL) infusion (w/adaptor) [750930121]**

Ordering Provider: Douglas E Krug, MD Status: Discontinued (Past End Date/Time), Reason: (Patient Transfer - Internal Use Only)  
Ordered On: 06/17/18 1650 Starts/Ends: 06/17/18 1700 - 06/19/18 1411  
Dose (Remaining/Total): 8 mg/hr (—/—) Route: Intravenous  
Frequency: Continuous Rate/Duration: 20 mL/hr / —  
Admin Instructions: Use the "pantoprazole" IV pump entry -- defaults to 8 mg/hr starting dose.

| Line                                  | Med Link Info                       | Comment |
|---------------------------------------|-------------------------------------|---------|
| Peripheral IV 06/17/18 20 G Left Hand | 06/17/18 1810 by Brian J Rooney, RN | —       |

| Timestamps                | Action         | Dose / Rate | Route       | Other Information                           |
|---------------------------|----------------|-------------|-------------|---|
| Performed 06/19/18 1039   | Paused         | 0 mg/hr     | Intravenous | Performed by: Janet Ian, RN                 |
| Documented: 06/19/18 1039 |                | 0 mL/hr     |             | Comments: EGD.                              |
| Performed 06/19/18 0446   | New Bag        | 8 mg/hr     | Intravenous | Performed by: Renata Marques-Bryant, RN     |
| Documented: 06/19/18 0446 |                | 20 mL/hr    |             | Scanned Package: 55150-202-00, 0409-7984-23 |
| Performed 06/19/18 0445   | New Bag        | 8 mg/hr     | Intravenous | Performed by: Renata Marques-Bryant, RN     |
| Documented: 06/19/18 0446 |                | 20 mL/hr    |             | Scanned Package: 0409-7984-23, 0409-7984-23 |
| Performed 06/18/18 2229   | New Bag        | 8 mg/hr     | Intravenous | Performed by: Hedrine Nukam, RN             |
| Documented: 06/18/18 2229 |                | 20 mL/hr    |             |   |
| Performed 06/18/18 1129   | New Bag        | 8 mg/hr     | Intravenous | Performed by: Janet Ian, RN                 |
| Documented: 06/18/18 1130 |                | 20 mL/hr    |             | Scanned Package: 55150-202-00, 0409-7984-23 |
| Performed 06/18/18 0514   | New Bag        | 8 mg/hr     | Intravenous | Performed by: Renata Marques-Bryant, RN     |
| Documented: 06/18/18 0515 |                | 20 mL/hr    |             | Scanned Package: 0409-7984-23, 55150-202-00 |
| Performed 06/18/18 0033   | New Bag        | 8 mg/hr     | Intravenous | Performed by: Renata Marques-Bryant, RN     |
| Documented: 06/18/18 0033 |                | 20 mL/hr    |             | Scanned Package: 0409-7983-02, 55150-202-00 |
| Performed 06/17/18 2251   | Canceled Entry | —           | Intravenous | Performed by: Renata Marques-Bryant, RN     |
| Documented: 06/17/18 2251 |                |             |             | Comments: already given                     |





WS Kennestone Hospital  
677 Church Street  
Marietta GA 30060-1101  
Inpatient Record

Maurice, Eugene George  
MRN: 561253820, DOB: 1/2/1949, Sex: M  
Adm: 6/17/2018, D/C: 6/21/2018

**Medications (continued)**

**All Meds and Administrations (continued)**

Performed 06/17/18 1810 New Bag 8 mg/hr Intravenous Performed by: Brian J Rooney, RN  
Documented: 06/17/18 20 mL/hr Scanned Package: 0008-0941-01, 0409-7984-23  
1810

**sodium chloride 0.9 % (NS) flush [750940184]**

Ordering Provider: Naomi W Muhia, NP Status: Discontinued (Past End Date/Time), Reason: (Patient Discharge - Internal Use Only)  
Ordered On: 06/17/18 2224 Starts/Ends: 06/17/18 2224 - 06/21/18 1553  
Dose (Remaining/Total): 3-40 mL (---/---) Route: Intravenous  
Frequency: Every 1 minute PRN Rate/Duration: --- / ---  
Admin Instructions: INT Flush

| Timestamps   | Action / Reason                           | Dose  | Route       | Other Information  |
|--|---|-------|-------------|--|
| Performed 06/20/18 1528<br>Documented: 06/20/18 1528 | MAR Unhold                                | ---   | ---         | Performed by: Nega B Gebremariam, MD                             |
| Performed 06/20/18 1347<br>Documented: 06/20/18 1347 | MAR Hold<br>Unreviewed<br>Transfer Orders | ---   | ---         | Performed by: Automatic Transfer Provider                        |
| Performed 06/20/18 0135<br>Documented: 06/20/18 0135 | Given                                     | 10 mL | Intravenous | Performed by: Emelin C Edang, RN<br>Scanned Package: 8290-306547 |
| Performed 06/18/18 1803<br>Documented: 06/18/18 1803 | Given                                     | 40 mL | Intravenous | Performed by: Janet Ian, RN<br>Scanned Package: 8290-306547      |

**acetaminophen (TYLENOL) tablet [750940212]**

Ordering Provider: Naomi W Muhia, NP Status: Discontinued (Past End Date/Time), Reason: (Patient Discharge - Internal Use Only)  
Ordered On: 06/17/18 2224 Starts/Ends: 06/17/18 2224 - 06/21/18 1553  
Dose (Remaining/Total): 650 mg (---/---) Route: Oral  
Frequency: Every 6 hours PRN Rate/Duration: --- / ---  
Admin Instructions: Maximum dose of acetaminophen per 24 hours in adults: 3 grams

| Timestamps   | Action / Reason                           | Dose   | Route | Other Information  |
|--|---|--------|-------|--|
| Performed 06/20/18 1528<br>Documented: 06/20/18 1528 | MAR Unhold                                | ---    | ---   | Performed by: Nega B Gebremariam, MD   |
| Performed 06/20/18 1347<br>Documented: 06/20/18 1347 | MAR Hold<br>Unreviewed<br>Transfer Orders | ---    | ---   | Performed by: Automatic Transfer Provider  |
| Performed 06/20/18 0730<br>Documented: 06/20/18 0730 | Given                                     | 650 mg | Oral  | Performed by: Dolores Gervase, RN<br>Scanned Package: 0904-1982-61, 0904-1982-61 |

**HYDROcodone-acetaminophen (NORCO) 5-325 mg per tablet [750940213]**

Ordering Provider: Naomi W Muhia, NP Status: Discontinued (Past End Date/Time), Reason: (Patient Discharge - Internal Use Only)  
Ordered On: 06/17/18 2224 Starts/Ends: 06/17/18 2224 - 06/21/18 1553  
Dose (Remaining/Total): 1 tablet (---/---) Route: Oral  
Frequency: Every 6 hours PRN Rate/Duration: --- / ---  
Admin Instructions: Maximum dose of acetaminophen per 24 hours for adults: 3 grams. Document pain score assessment before & after administering medication.

| Timestamps | Action / Reason | Dose / Rate / Duration | Route / Site / Linked Line | Other Information |
|------------|-----------------|------------------------|----------------------------|-------------------|
|------------|-----------------|------------------------|----------------------------|-------------------|



WS Kennestone Hospital  
677 Church Street  
Marietta GA 30060-1101  
Inpatient Record

Maurice, Eugene George  
MRN: 561253820, DOB: 1/2/1949, Sex: M  
Adm: 6/17/2018, D/C: 6/21/2018

**Medications (continued)**

**All Meds and Administrations (continued)**

Performed 06/20/18 1528 MAR Unhold — — Performed by: Nega B Gebremariam, MD  
Documented: 06/20/18  
1528

Performed 06/20/18 1347 MAR Hold — — Performed by: Automatic Transfer Provider  
Documented: 06/20/18 Unreviewed  
1347 Transfer Orders

**morphine syringe 2 mg/mL [750940214]**

Ordering Provider: Naomi W Muhia, NP Status: Discontinued (Past End Date/Time), Reason: (Patient Discharge - Internal Use Only)  
Ordered On: 06/17/18 2224 Starts/Ends: 06/17/18 2224 - 06/21/18 1553  
Dose (Remaining/Total): 2 mg (—/—) Route: Intravenous  
Frequency: Every 3 hours PRN Rate/Duration: — / —  
Admin Instructions: Caution: Sound alike/look alike medication. Document pain score assessment before & after administering medication.

| Timestamps   | Action / Reason               | Dose / Rate / Duration | Route / Site / Linked Line | Other Information                         |
|--|-------------------------------|------------------------|----------------------------|---|
| Performed 06/20/18 1528 MAR Unhold<br>Documented: 06/20/18<br>1528 | —                             | —                      | —                          | Performed by: Nega B Gebremariam, MD      |
| Performed 06/20/18 1347 MAR Hold<br>Documented: 06/20/18<br>1347   | Unreviewed<br>Transfer Orders | —                      | —                          | Performed by: Automatic Transfer Provider |

**polyethylene glycol (GLYCOLAX, MIRALAX) packet [750940215]**

Ordering Provider: Naomi W Muhia, NP Status: Discontinued (Past End Date/Time), Reason: (Patient Discharge - Internal Use Only)  
Ordered On: 06/17/18 2224 Starts/Ends: 06/17/18 2224 - 06/21/18 1553  
Dose (Remaining/Total): 1 packet (—/—) Route: Oral  
Frequency: Daily as needed Rate/Duration: — / —  
Admin Instructions: Mix with 8 ounces of water.

| Timestamps   | Action / Reason               | Dose / Rate / Duration | Route / Site / Linked Line | Other Information                         |
|--|-------------------------------|------------------------|----------------------------|---|
| Performed 06/20/18 1528 MAR Unhold<br>Documented: 06/20/18<br>1528 | —                             | —                      | —                          | Performed by: Nega B Gebremariam, MD      |
| Performed 06/20/18 1347 MAR Hold<br>Documented: 06/20/18<br>1347   | Unreviewed<br>Transfer Orders | —                      | —                          | Performed by: Automatic Transfer Provider |

**ondansetron (ZOFTRAN-ODT) disintegrating tablet [750940216]**

Ordering Provider: Naomi W Muhia, NP Status: Discontinued (Past End Date/Time), Reason: (Patient Discharge - Internal Use Only)  
Ordered On: 06/17/18 2224 Starts/Ends: 06/17/18 2224 - 06/21/18 1553  
Dose (Remaining/Total): 4 mg (—/—) Route: Oral  
Frequency: Every 8 hours PRN Rate/Duration: — / —

| Timestamps   | Action / Reason               | Dose / Rate / Duration | Route / Site / Linked Line | Other Information                         |
|--|-------------------------------|------------------------|----------------------------|---|
| Performed 06/20/18 1528 MAR Unhold<br>Documented: 06/20/18<br>1528 | —                             | —                      | —                          | Performed by: Nega B Gebremariam, MD      |
| Performed 06/20/18 1347 MAR Hold<br>Documented: 06/20/18<br>1347   | Unreviewed<br>Transfer Orders | —                      | —                          | Performed by: Automatic Transfer Provider |

**ondansetron (PF) (ZOFTRAN) injection 2 mg/mL [750940217]**



WS Kennestone Hospital  
677 Church Street  
Marietta GA 30060-1101  
Inpatient Record

Maurice, Eugene George  
MRN: 561253820, DOB: 1/2/1949, Sex: M  
Adm: 6/17/2018, D/C: 6/21/2018

**Medications (continued)**

**All Meds and Administrations (continued)**

Ordering Provider: Naomi W Muhia, NP  
Status: Discontinued (Past End Date/Time), Reason: (Patient Discharge - Internal Use Only)  
Ordered On: 06/17/18 2224  
Starts/Ends: 06/17/18 2224 - 06/21/18 1553  
Dose (Remaining/Total): 4 mg (—/—)  
Route: Intravenous  
Frequency: Every 8 hours PRN  
Rate/Duration: — / —

| Timestamps   | Action / Reason                           | Dose / Rate / Duration | Route / Site / Linked Line | Other Information                         |
|--|---|------------------------|----------------------------|---|
| Performed 06/20/18 1528<br>Documented: 06/20/18 1528 | MAR Unhold                                | ---                    | ---                        | Performed by: Nega B Gebremariam, MD      |
| Performed 06/20/18 1347<br>Documented: 06/20/18 1347 | MAR Hold<br>Unreviewed<br>Transfer Orders | ---                    | ---                        | Performed by: Automatic Transfer Provider |

**calcium carbonate (TUMS) chewable tablet [750940218]**

Ordering Provider: Naomi W Muhia, NP  
Status: Discontinued (Past End Date/Time), Reason: (Patient Discharge - Internal Use Only)  
Ordered On: 06/17/18 2224  
Starts/Ends: 06/17/18 2224 - 06/21/18 1553  
Dose (Remaining/Total): 500 mg (—/—)  
Route: Oral  
Frequency: 3 Times daily PRN  
Rate/Duration: — / —  
Admin Instructions: \*\*Dosed in Calcium carbonate/tablet = 200 mg elemental Calcium\*\*

| Timestamps   | Action / Reason                           | Dose / Rate / Duration | Route / Site / Linked Line | Other Information                         |
|--|---|------------------------|----------------------------|---|
| Performed 06/20/18 1528<br>Documented: 06/20/18 1528 | MAR Unhold                                | ---                    | ---                        | Performed by: Nega B Gebremariam, MD      |
| Performed 06/20/18 1347<br>Documented: 06/20/18 1347 | MAR Hold<br>Unreviewed<br>Transfer Orders | ---                    | ---                        | Performed by: Automatic Transfer Provider |

**pantoprazole (PROTONIX) in NS 40 mg/100 mL NS (0.4 mg/mL) infusion (w/adaptor) [750940220]**

Ordering Provider: Naomi W Muhia, NP  
Status: Discontinued (Past End Date/Time), Reason: Duplicate order - will NOT appear as Stop Taking on the Office Visit AVS  
Ordered On: 06/17/18 2224  
Starts/Ends: 06/17/18 2300 - 06/17/18 2228  
Dose (Remaining/Total): 8 mg/hr (—/—)  
Route: Intravenous  
Frequency: Continuous  
Rate/Duration: 20 mL/hr / —  
Admin Instructions: Use the "pantoprazole" IV pump entry -- defaults to 8 mg/hr starting dose.

(No admins scheduled or recorded for this medication)

**piperacillin-tazobactam (ZOSYN) 4.5 g in NS 100 mL IVPB (w/adaptor) [750940221]**

Ordering Provider: Naomi W Muhia, NP  
Status: Discontinued (Past End Date/Time), Reason: Alternate medication prescribed  
Ordered On: 06/17/18 2224  
Starts/Ends: 06/18/18 0200 - 06/19/18 1533  
Dose (Remaining/Total): 4.5 g (—/—)  
Route: Intravenous  
Frequency: Every 8 hours  
Rate/Duration: 25 mL/hr / 4 Hours  
Admin Instructions: Use adaptor to add medication vial(s) to IV bag

| Question                            | Answer                        | Comment |
|-------------------------------------|-------------------------------|---------|
| Reason for Ordering Antimicrobial:: | UTI - Urinary Tract Infection | ---     |
| Expected days of therapy::          | 7                             | ---     |

| Timestamps   | Action / Reason    | Dose / Rate / Duration       | Route       | Other Information   |
|--|--------------------|------------------------------|-------------|---|
| Performed 06/19/18 1559<br>Documented: 06/19/18 1600 | Not Given<br>Other | 4.5 g<br>25 mL/hr<br>4 Hours | Intravenous | Performed by: Janet Ian, RN<br>Comments: Changed by pharmacy. |





WS Kennestone Hospital  
677 Church Street  
Marietta GA 30060-1101  
Inpatient Record

Maurice, Eugene George  
MRN: 561253820, DOB: 1/2/1949, Sex: M  
Adm: 6/17/2018, D/C: 6/21/2018

**Medications (continued)**

**All Meds and Administrations (continued)**

|   |                              |             |  |
|---|------------------------------|-------------|--|
| Performed 06/19/18 0445 Given<br>Documented: 06/19/18<br>0446 | 4.5 g<br>25 mL/hr<br>4 Hours | Intravenous | Performed by: Renata Marques-Bryant, RN<br>Scanned Package: 0781-3114-91, 0409-7984-23 |
| Performed 06/18/18 1804 Given<br>Documented: 06/18/18<br>1804 | 4.5 g<br>25 mL/hr<br>4 Hours | Intravenous | Performed by: Janet Ian, RN<br>Scanned Package: 0409-7984-23, 0781-3114-91             |
| Performed 06/18/18 0907 Given<br>Documented: 06/18/18<br>0907 | 4.5 g<br>25 mL/hr<br>4 Hours | Intravenous | Performed by: Janet Ian, RN<br>Scanned Package: 0781-3114-91, 0409-7984-23             |
| Performed 06/18/18 0400 Given<br>Documented: 06/18/18<br>0449 | 4.5 g<br>25 mL/hr<br>4 Hours | Intravenous | Performed by: Renata Marques-Bryant, RN<br>Scanned Package: 0781-3114-91, 0409-7984-23 |

**dextrose 40% (GLUTOSE) 40 % gel [750942896]**

Ordering Provider: Naomi W Muhia, NP  
Status: Discontinued (Past End Date/Time), Reason: (Patient Discharge - Internal Use Only)  
Ordered On: 06/17/18 2224  
Starts/Ends: 06/17/18 2224 - 06/21/18 1553  
Dose (Remaining/Total): 1-2 Tube (—/—)  
Route: Oral  
Frequency: Every 15 min PRN  
Rate/Duration: — / —  
Admin Instructions: Treat per hypoglycemia protocol for blood glucose less than 70mg/dL. If blood glucose 50 - 69 mg/dL, give 1 tube.  
If blood glucose below 50 mg/dL, give 2 tubes.

| Timestamps  | Action / Reason                           | Dose / Rate / Duration | Route / Site / Linked Line | Other Information                         |
|---|---|------------------------|----------------------------|---|
| Performed 06/20/18 1528<br>Documented: 06/20/18<br>1528 | MAR Unhold                                | —                      | —                          | Performed by: Nega B Gebremariam, MD      |
| Performed 06/20/18 1347<br>Documented: 06/20/18<br>1347 | MAR Hold<br>Unreviewed<br>Transfer Orders | —                      | —                          | Performed by: Automatic Transfer Provider |

**dextrose 50 % in water (D50W) IV syringe [750942897]**

Ordering Provider: Naomi W Muhia, NP  
Status: Discontinued (Past End Date/Time), Reason: (Patient Discharge - Internal Use Only)  
Ordered On: 06/17/18 2224  
Starts/Ends: 06/17/18 2224 - 06/21/18 1553  
Dose (Remaining/Total): 10-50 mL (—/—)  
Route: Intravenous  
Frequency: Every 15 min PRN  
Rate/Duration: — / —  
Admin Instructions: Treat per hypoglycemia protocol for blood glucose less than 70mg/dL. Administer at 3 mL/minute based on BBG value. Use formula: (100 - BBG) x 0.4 = mL of D50W.

| Timestamps  | Action / Reason                           | Dose / Rate / Duration | Route / Site / Linked Line | Other Information                         |
|---|---|------------------------|----------------------------|---|
| Performed 06/20/18 1528<br>Documented: 06/20/18<br>1528 | MAR Unhold                                | —                      | —                          | Performed by: Nega B Gebremariam, MD      |
| Performed 06/20/18 1347<br>Documented: 06/20/18<br>1347 | MAR Hold<br>Unreviewed<br>Transfer Orders | —                      | —                          | Performed by: Automatic Transfer Provider |

**glucagon (GLUCAGEN) injection 1 mg/mL [750942898]**

Ordering Provider: Naomi W Muhia, NP  
Status: Discontinued (Past End Date/Time), Reason: (Patient Discharge - Internal Use Only)  
Ordered On: 06/17/18 2224  
Starts/Ends: 06/17/18 2224 - 06/21/18 1553





WS Kennestone Hospital  
677 Church Street  
Marietta GA 30060-1101  
Inpatient Record

Maurice, Eugene George  
MRN: 561253820, DOB: 1/2/1949, Sex: M  
Adm: 6/17/2018, D/C: 6/21/2018

**Medications (continued)**

**All Meds and Administrations (continued)**

Dose (Remaining/Total): 1 mg (1/1)      Route: Intramuscular  
Frequency: Once as needed      Rate/Duration: — / —  
Admin Instructions: Treat per hypoglycemia protocol for blood glucose less than 70mg/dL. Position patient on side after administering to prevent aspiration. DO NOT REPEAT GLUCAGON WITHOUT PHYSICIAN ORDER. Immediately establish IV access.

| Timestamps   | Action / Reason                           | Dose / Rate / Duration | Route / Site / Linked Line | Other Information                         |
|--|---|------------------------|----------------------------|---|
| Performed 06/20/18 1528<br>Documented: 06/20/18 1528 | MAR Unhold                                | —                      | —                          | Performed by: Nega B Gebremariam, MD      |
| Performed 06/20/18 1347<br>Documented: 06/20/18 1347 | MAR Hold<br>Unreviewed<br>Transfer Orders | —                      | —                          | Performed by: Automatic Transfer Provider |

**insulin lispro (HumaLOG) injection [750942900]**

Ordering Provider: Naomi W Muhia, NP      Status: Discontinued (Past End Date/Time), Reason: (Patient Discharge - Internal Use Only)  
Ordered On: 06/17/18 2224      Starts/Ends: 06/18/18 0730 - 06/21/18 1553  
Dose (Remaining/Total): 1-12 Units (—/—)      Route: Subcutaneous  
Frequency: 4 Times daily before meals and nightly      Rate/Duration: — / —  
Admin Instructions: Average - Medium insulin resistance defined as BMI 25 - 30 and/or patient on 50 - 90 units insulin per day      DO NOT HOLD IF NPO. GIVE HALF OF CORRECTION DOSE BETWEEN 2100 and 0500.  
POCT Glucose (BBG) Range: 141 - 160 mg/dL = 1 unit      POCT Glucose (BBG) Range: 161 - 200 mg/dL = 2 units  
POCT Glucose (BBG) Range: 201 - 250 mg/dL = 4 units      POCT Glucose (BBG) Range: 251 - 300 mg/dL = 6 units  
POCT Glucose (BBG) Range: 301 - 350 mg/dL = 8 units      POCT Glucose (BBG) Range: 351 - 400 mg/dL = 10 units  
If POCT Glucose greater than 400mg/dL, repeat POCT Glucose. If repeat POCT Glucose remains greater than 400mg/dL, notify physician & obtain lab specimen for confirmation. Once confirmed as greater than 400 mg/dL give 12 units. For sub-Q use only (into the abdominal wall, thigh, or upper arm); should not be administered IV.  
Place waste in BLACK hazardous container.

| Timestamps   | Action / Reason                           | Dose    | Route        | Other Information  |
|--|---|---------|--------------|--|
| Performed 06/21/18 1302<br>Documented: 06/21/18 1304 | Given                                     | 2 Units | Subcutaneous | Performed by: Alane Morabit, RN<br>Scanned Package: 0002-7510-17   |
| Performed 06/21/18 0750<br>Documented: 06/21/18 0750 | Not Given<br>Order parameters not met     | 1 Units | Subcutaneous | Performed by: Alane Morabit, RN                                    |
| Performed 06/20/18 2127<br>Documented: 06/20/18 2128 | Given                                     | 1 Units | Subcutaneous | Performed by: Tenikia Smith, RN<br>Scanned Package: 0002-7510-17   |
| Performed 06/20/18 1800<br>Documented: 06/20/18 1800 | Given                                     | 2 Units | Subcutaneous | Performed by: Morgan Stull, RN<br>Scanned Package: 0002-7510-17    |
| Performed 06/20/18 1528<br>Documented: 06/20/18 1528 | MAR Unhold                                | —       | —            | Performed by: Nega B Gebremariam, MD                               |
| Performed 06/20/18 1347<br>Documented: 06/20/18 1347 | MAR Hold<br>Unreviewed<br>Transfer Orders | —       | —            | Performed by: Automatic Transfer Provider                          |
| Performed 06/20/18 1307<br>Documented: 06/20/18 1307 | Given                                     | 2 Units | Subcutaneous | Performed by: Dolores Gervase, RN<br>Scanned Package: 0002-7510-17 |
| Performed 06/20/18 0824<br>Documented: 06/20/18 0824 | Not Given<br>Order parameters not met     | 1 Units | Subcutaneous | Performed by: Dolores Gervase, RN                                  |
| Performed 06/19/18 0108<br>Documented: 06/20/18 0108 | Not Given<br>Order parameters not met     | 1 Units | Subcutaneous | Performed by: Emelin C Edang, RN                                   |



WS Kennestone Hospital  
677 Church Street  
Marietta GA 30060-1101  
Inpatient Record

Maurice, Eugene George  
MRN: 561253820, DOB: 1/2/1949, Sex: M  
Adm: 6/17/2018, D/C: 6/21/2018

**Medications (continued)**

**All Meds and Administrations (continued)**

|   |                                     |              |  |
|---|-------------------------------------|--------------|--|
| Performed 06/19/18 1653 Given<br>Documented: 06/19/18<br>1654     | 4 Units                             | Subcutaneous | Performed by: Janet Ian, RN<br>Scanned Package: 0002-7510-17     |
| Performed 06/19/18 1130 Not Given<br>Documented: 06/19/18<br>1431 | 1 Units<br>Patient not available    | Subcutaneous | Performed by: Janet Ian, RN                                      |
| Performed 06/19/18 0807 Not Given<br>Documented: 06/19/18<br>0808 | 1 Units<br>Order parameters not met | Subcutaneous | Performed by: Janet Ian, RN                                      |
| Performed 06/18/18 2228 Given<br>Documented: 06/18/18<br>2228     | 2 Units                             | Subcutaneous | Performed by: Hedrine Nukam, RN<br>Scanned Package: 0002-7510-17 |
| Performed 06/18/18 1802 Given<br>Documented: 06/18/18<br>1802     | 2 Units                             | Subcutaneous | Performed by: Janet Ian, RN<br>Scanned Package: 0002-7510-17     |
| Performed 06/18/18 1247 Given<br>Documented: 06/18/18<br>1247     | 2 Units                             | Subcutaneous | Performed by: Janet Ian, RN<br>Scanned Package: 0002-7510-17     |
| Performed 06/18/18 0842 Not Given<br>Documented: 06/18/18<br>0842 | 1 Units<br>Order parameters not met | Subcutaneous | Performed by: Janet Ian, RN                                      |

**sodium chloride 0.9% (NS) bolus 250 mL [750942907]**

Ordering Provider: Naomi W Muhia, NP  
Ordered On: 06/17/18 2224  
Dose (Remaining/Total): 250 mL (—/—)  
Frequency: As needed  
Status: Discontinued (Past End Date/Time)  
Starts/Ends: 06/17/18 2224 - 06/20/18 1054  
Route: Intravenous  
Rate/Duration: 250 mL/hr / 60 Minutes

| Timestamps  | Action  | Dose / Rate / Duration            | Route       | Other Information                             |
|---|---------|-----------------------------------|-------------|---|
| Performed 06/19/18 1039<br>Documented: 06/19/18<br>1039 | Paused  | 0 mL<br>0 mL/hr<br>60 Minutes     | Intravenous | Performed by: Janet Ian, RN<br>Comments: EGD. |
| Performed 06/18/18 0640<br>Documented: 06/18/18<br>0640 | New Bag | 250 mL<br>250 mL/hr<br>60 Minutes | Intravenous | Performed by: Renata Marques-Bryant, RN       |

**furosemide (LASIX) injection 10 mg/mL [750942911]**

Ordering Provider: Naomi W Muhia, NP  
Ordered On: 06/17/18 2224  
Dose (Remaining/Total): 40 mg (0/1)  
Frequency: Once  
Admin Instructions: Administer after transfusion of first unit.  
Status: Completed (Past End Date/Time)  
Starts/Ends: 06/17/18 2300 - 06/18/18 0012  
Route: Intravenous  
Rate/Duration: — / —

| Timestamps  | Action | Dose  | Route       | Other Information  |
|---|--------|-------|-------------|--|
| Performed 06/18/18 0012<br>Documented: 06/18/18<br>0013 | Given  | 40 mg | Intravenous | Performed by: Renata Marques-Bryant, RN<br>Scanned Package: 0409-6102-36 |

**acetaminophen (TYLENOL) tablet [750942912]**

Ordering Provider: Naomi W Muhia, NP  
Ordered On: 06/17/18 2224  
Dose (Remaining/Total): 650 mg (0/1)  
Frequency: Once Pre-Med  
Admin Instructions: Give once prior to transfusion.  
Status: Completed (Past End Date/Time)  
Starts/Ends: 06/17/18 2300 - 06/18/18 0012  
Route: Oral  
Rate/Duration: — / —  
Maximum dose of acetaminophen per 24 hours in adults: 3 grams



WS Kennestone Hospital  
677 Church Street  
Marietta GA 30060-1101  
Inpatient Record

Maurice, Eugene George  
MRN: 561253820, DOB: 1/2/1949, Sex: M  
Adm: 6/17/2018, D/C: 6/21/2018

**Medications (continued)**

**All Meds and Administrations (continued)**

| Timestamps  | Action | Dose   | Route | Other Information  |
|---|--------|--------|-------|--|
| Performed 06/18/18 0012<br>Documented: 06/18/18<br>0013 | Given  | 650 mg | Oral  | Performed by: Renata Marques-Bryant, RN<br>Scanned Package: 0904-1982-61, 0904-1982-61 |

**diphenhydrAMINE (BENADRYL) injection 50 mg/mL [750942913]**

|   |  |
|---|--|
| Ordering Provider: Naomi W Muhia, NP                | Status: Completed (Past End Date/Time)         |
| Ordered On: 06/17/18 2224                           | Starts/Ends: 06/17/18 2300 - 06/18/18 0013     |
| Dose (Remaining/Total): 25 mg (0/1)                 | Route: Intravenous                             |
| Frequency: Once Pre-Med                             | Rate/Duration: — / —                           |
| Admin Instructions: Give once prior to transfusion. | **Caution: Sound alike/look alike medication** |

| Timestamps  | Action | Dose  | Route       | Other Information  |
|---|--------|-------|-------------|--|
| Performed 06/18/18 0013<br>Documented: 06/18/18<br>0013 | Given  | 25 mg | Intravenous | Performed by: Renata Marques-Bryant, RN<br>Scanned Package: 63323-664-01 |

**carvedilol (COREG) tablet [750942914]**

|   |  |
|---|--|
| Ordering Provider: Naomi W Muhia, NP              | Status: Discontinued (Past End Date/Time)  |
| Ordered On: 06/17/18 2224                         | Starts/Ends: 06/18/18 0800 - 06/17/18 2354 |
| Dose (Remaining/Total): 12.5 mg (—/—)             | Route: Oral                                |
| Frequency: 2 Times daily with meals               | Rate/Duration: — / —                       |
| Admin Instructions: Hold for Sbp < 110 or HR < 50 |  |

(No admins scheduled or recorded for this medication)

**atorvastatin (LIPITOR) tablet [750942915]**

|   |  |
|---|--|
| Ordering Provider: Naomi W Muhia, NP  | Status: Discontinued (Past End Date/Time)  |
| Ordered On: 06/17/18 2224   | Starts/Ends: 06/17/18 2300 - 06/18/18 1214 |
| Dose (Remaining/Total): 80 mg (—/—)   | Route: Oral                                |
| Frequency: Nightly  | Rate/Duration: — / —                       |
| Admin Instructions: Concurrent use of atorvastatin (LIPITOR) and GRAPEFRUIT JUICE may result in increased bioavailability of atorvastatin resulting in an increased risk of myopathy or rhabdomyolysis. |  |

| Timestamps  | Action | Dose  | Route | Other Information  |
|---|--------|-------|-------|--|
| Performed 06/18/18 0012<br>Documented: 06/18/18<br>0013 | Given  | 80 mg | Oral  | Performed by: Renata Marques-Bryant, RN<br>Scanned Package: 50268-096-11 |

**ramipril (ALTACE) capsule [750942916]**

|  |  |
|--|--|
| Ordering Provider: Naomi W Muhia, NP   | Status: Discontinued (Past End Date/Time)  |
| Ordered On: 06/17/18 2224              | Starts/Ends: 06/17/18 2300 - 06/18/18 1028 |
| Dose (Remaining/Total): 10 mg (—/—)    | Route: Oral                                |
| Frequency: 2 Times daily               | Rate/Duration: — / —                       |
| Admin Instructions: Hold for Sbp < 120 |  |

| Timestamps  | Action  | Dose | Route | Other Information   |
|---|---------|------|-------|---|
| Performed 06/18/18 0959<br>Documented: 06/18/18<br>1000 | Refused | 5 mg | Oral  | Performed by: Janet Ian, RN<br>Comments: pt states he was told by md not to take this.<br>Scanned Package: 0054-0108-20 |

| Timestamps  | Action  | Dose  | Route | Other Information  |
|---|---------|-------|-------|--|
| Performed 06/17/18 2251<br>Documented: 06/17/18<br>2251 | Refused | 10 mg | Oral  | Performed by: Renata Marques-Bryant, RN<br>Comments: "states cardiologist pulled him from this for now." |





WS Kennestone Hospital  
677 Church Street  
Marietta GA 30060-1101  
Inpatient Record

Maurice, Eugene George  
MRN: 561253820, DOB: 1/2/1949, Sex: M  
Adm: 6/17/2018, D/C: 6/21/2018

**Medications (continued)**

**All Meds and Administrations (continued)**

**sotalol (BETAPACE) tablet 80 mg [750942917]**

|  |  |
|--|--|
| Ordering Provider: Naomi W Muhia, NP                       | Status: Discontinued (Past End Date/Time)  |
| Ordered On: 06/17/18 2224                                  | Starts/Ends: 06/17/18 2300 - 06/18/18 0824 |
| Dose (Remaining/Total): 80 mg (—/—)                        | Route: Oral                                |
| Frequency: 2 Times daily                                   | Rate/Duration: — / —                       |
| Admin Instructions: Contraindicated for CrCl less than 40. |  |

| Timestamps   | Action | Dose  | Route | Other Information  |
|--|--------|-------|-------|--|
| Performed 06/18/18 0032<br>Documented: 06/18/18 0032 | Given  | 80 mg | Oral  | Performed by: Renata Marques-Bryant, RN<br>Scanned Package: 68084-654-11 |

**furosemide (LASIX) tablet [750942918]**

|                                      |  |
|--------------------------------------|--|
| Ordering Provider: Naomi W Muhia, NP | Status: Discontinued (Past End Date/Time)  |
| Ordered On: 06/17/18 2224            | Starts/Ends: 06/17/18 2300 - 06/17/18 2347 |
| Dose (Remaining/Total): 20 mg (—/—)  | Route: Oral                                |
| Frequency: 2 Times daily             | Rate/Duration: — / —                       |

| Timestamps   | Action  | Dose  | Route | Other Information   |
|--|---------|-------|-------|---|
| Performed 06/17/18 2250<br>Documented: 06/17/18 2250 | Refused | 20 mg | Oral  | Performed by: Renata Marques-Bryant, RN<br>Comments: "doesnt want to pee all night" |

**isosorbide mononitrate (IMDUR) 24 hr tablet [750942919]**

|                                      |  |
|--------------------------------------|--|
| Ordering Provider: Naomi W Muhia, NP | Status: Discontinued (Past End Date/Time), Reason: (Patient Discharge - Internal Use Only) |
| Ordered On: 06/17/18 2224            | Starts/Ends: 06/17/18 2300 - 06/21/18 1553   |
| Dose (Remaining/Total): 60 mg (—/—)  | Route: Oral  |
| Frequency: 2 Times daily             | Rate/Duration: — / —   |

| Timestamps   | Action / Reason                           | Dose  | Route | Other Information  |
|--|---|-------|-------|--|
| Performed 06/21/18 0838<br>Documented: 06/21/18 0838 | Given                                     | 60 mg | Oral  | Performed by: Alane Morabit, RN<br>Scanned Package: 68084-592-11   |
| Performed 06/20/18 2128<br>Documented: 06/20/18 2128 | Given                                     | 60 mg | Oral  | Performed by: Tenikia Smith, RN<br>Scanned Package: 68084-592-11   |
| Performed 06/20/18 1528<br>Documented: 06/20/18 1528 | MAR Unhold                                | —     | —     | Performed by: Nega B Gebremariam, MD                               |
| Performed 06/20/18 1347<br>Documented: 06/20/18 1347 | MAR Hold<br>Unreviewed<br>Transfer Orders | —     | —     | Performed by: Automatic Transfer Provider                          |
| Performed 06/20/18 0910<br>Documented: 06/20/18 0910 | Given                                     | 60 mg | Oral  | Performed by: Dolores Gervase, RN<br>Scanned Package: 68084-592-11 |
| Performed 06/19/18 2100<br>Documented: 06/19/18 2100 | Given                                     | 60 mg | Oral  | Performed by: Emelin C Edang, RN<br>Scanned Package: 68084-592-11  |
| Performed 06/19/18 0809<br>Documented: 06/19/18 0809 | Given                                     | 60 mg | Oral  | Performed by: Janet Ian, RN<br>Scanned Package: 68084-592-11       |
| Performed 06/18/18 2100<br>Documented: 06/19/18 0240 | Not Given<br>Contraindicated              | 60 mg | Oral  | Performed by: Renata Marques-Bryant, RN<br>Comments: hypotensive   |





WS Kennestone Hospital  
677 Church Street  
Marietta GA 30060-1101  
Inpatient Record

Maurice, Eugene George  
MRN: 561253820, DOB: 1/2/1949, Sex: M  
Adm: 6/17/2018, D/C: 6/21/2018

**Medications (continued)**

**All Meds and Administrations (continued)**

|   |       |      |  |
|---|-------|------|--|
| Performed 06/18/18 0905 Given<br>Documented: 06/18/18<br>0905 | 60 mg | Oral | Performed by: Janet Ian, RN<br>Scanned Package: 68084-592-11             |
| Performed 06/18/18 0012 Given<br>Documented: 06/18/18<br>0013 | 60 mg | Oral | Performed by: Renata Marques-Bryant, RN<br>Scanned Package: 68084-592-11 |

**nitroglycerin (NITROSTAT) SL tablet [750942920]**

Ordering Provider: Naomi W Muhia, NP  
Status: Discontinued (Past End Date/Time), Reason: (Patient Discharge - Internal Use Only)  
Ordered On: 06/17/18 2224  
Starts/Ends: 06/17/18 2224 - 06/21/18 1553  
Dose (Remaining/Total): 0.4 mg (—/—)  
Route: Sublingual  
Frequency: Every 5 min PRN  
Rate/Duration: — / —  
Admin Instructions: x 3 doses. Notify MD if no relief after 3 doses.

| Timestamps  | Action / Reason                           | Dose / Rate / Duration | Route / Site / Linked Line | Other Information                         |
|---|---|------------------------|----------------------------|---|
| Performed 06/20/18 1528<br>Documented: 06/20/18<br>1528 | MAR Unhold                                | ---                    | ---                        | Performed by: Nega B Gebremariam, MD      |
| Performed 06/20/18 1347<br>Documented: 06/20/18<br>1347 | MAR Hold<br>Unreviewed<br>Transfer Orders | ---                    | ---                        | Performed by: Automatic Transfer Provider |

**furosemide (LASIX) injection 10 mg/mL [750969677]**

Ordering Provider: Charu G Prakash, MD  
Status: Discontinued (Past End Date/Time)  
Ordered On: 06/17/18 2347  
Starts/Ends: 06/18/18 0900 - 06/18/18 0856  
Dose (Remaining/Total): 40 mg (—/—)  
Route: Intravenous  
Frequency: Twice a day; 9a + 5p  
Rate/Duration: — / —

(No admins scheduled or recorded for this medication)

**carvedilol (COREG) tablet [750969678]**

Ordering Provider: Charu G Prakash, MD  
Status: Discontinued (Past End Date/Time)  
Ordered On: 06/17/18 2354  
Starts/Ends: 06/18/18 0800 - 06/18/18 0850  
Dose (Remaining/Total): 6.25 mg (—/—)  
Route: Oral  
Frequency: 2 Times daily with meals  
Rate/Duration: — / —  
Admin Instructions: Hold for Sbp < 110 or HR < 50

| Timestamps  | Action / Reason    | Dose    | Route | Other Information  |
|---|--------------------|---------|-------|--|
| Performed 06/18/18 0906<br>Documented: 06/18/18<br>0906 | Not Given<br>Other | 6.25 mg | Oral  | Performed by: Janet Ian, RN<br>Comments: Order discontinued. |

**sotalol (BETAPACE) tablet 40 mg [750969696]**

Ordering Provider: Dhaval G Patel, MD  
Status: Discontinued (Past End Date/Time), Reason: (Patient Discharge - Internal Use Only)  
Ordered On: 06/18/18 0824  
Starts/Ends: 06/18/18 0900 - 06/21/18 1553  
Dose (Remaining/Total): 40 mg (—/—)  
Route: Oral  
Frequency: 2 Times daily  
Rate/Duration: — / —  
Admin Instructions: Contraindicated for CrCl less than 40.

| Timestamps  | Action / Reason | Dose  | Route | Other Information  |
|---|-----------------|-------|-------|--|
| Performed 06/21/18 0837<br>Documented: 06/21/18<br>0838 | Given           | 40 mg | Oral  | Performed by: Alane Morabit, RN<br>Scanned Package: 68084-654-11 |



WS Kennestone Hospital  
677 Church Street  
Marietta GA 30060-1101  
Inpatient Record

Maurice, Eugene George  
MRN: 561253820, DOB: 1/2/1949, Sex: M  
Adm: 6/17/2018, D/C: 6/21/2018

**Medications (continued)**

**All Meds and Administrations (continued)**

|  |       |      |  |
|--|-------|------|--|
| Performed 06/20/18 2128 Given<br>Documented: 06/20/18<br>2128      | 40 mg | Oral | Performed by: Tenikia Smith, RN<br>Scanned Package: 68084-654-11   |
| Performed 06/20/18 1528 MAR Unhold<br>Documented: 06/20/18<br>1528 | —     | —    | Performed by: Nega B Gebremariam, MD                               |
| Performed 06/20/18 1347 MAR Hold<br>Documented: 06/20/18<br>1347   | —     | —    | Performed by: Automatic Transfer Provider                          |
| Performed 06/20/18 0909 Given<br>Documented: 06/20/18<br>0909      | 40 mg | Oral | Performed by: Dolores Gervase, RN<br>Scanned Package: 68084-654-11 |
| Performed 06/19/18 2100 Given<br>Documented: 06/19/18<br>2101      | 40 mg | Oral | Performed by: Emelin C Edang, RN<br>Scanned Package: 68084-654-11  |
| Performed 06/19/18 0808 Given<br>Documented: 06/19/18<br>0809      | 40 mg | Oral | Performed by: Janet Ian, RN<br>Scanned Package: 68084-654-11       |
| Performed 06/18/18 2229 Given<br>Documented: 06/18/18<br>2229      | 40 mg | Oral | Performed by: Hedrine Nukam, RN<br>Scanned Package: 68084-654-11   |
| Performed 06/18/18 0905 Given<br>Documented: 06/18/18<br>0905      | 40 mg | Oral | Performed by: Janet Ian, RN<br>Scanned Package: 68084-654-11       |

**sodium chloride (NS) 0.9 % infusion [751027191]**

Status: Discontinued (Past End Date/Time)  
Starts/Ends: 06/18/18 0856 - 06/18/18 2208  
Route: —  
Rate/Duration: — / —  
Note to pharmacy: Gervase, Dee: cabinet override

Ordered On: 06/18/18 0856  
Dose (Remaining/Total): — (1/1)  
Frequency: —  
Admin Instructions: Gervase, Dee: cabinet override

| Timestamps  | Action         | Dose / Rate / Duration | Route / Site / Linked Line | Other Information           |
|---|----------------|------------------------|----------------------------|-----------------------------|
| Performed 06/18/18 0907<br>Documented: 06/18/18<br>0907 | Canceled Entry | —                      | —                          | Performed by: Janet Ian, RN |

**sodium chloride 0.9 % (NS) flush [751027206]**

Ordering Provider: Michelle M Lovett, NP  
Ordered On: 06/19/18 1125  
Dose (Remaining/Total): 3-40 mL (—/—)  
Frequency: Every 1 minute PRN  
Admin Instructions: INT Flush

Status: Discontinued (Past End Date/Time), Reason: (Patient Transfer - Internal Use Only)  
Starts/Ends: 06/19/18 1125 - 06/19/18 1410  
Route: Intravenous  
Rate/Duration: — / —

(No admins scheduled or recorded for this medication)

**sodium chloride 0.9 % (NS) flush [751027228]**

Ordering Provider: Grace S Kim, MD  
Ordered On: 06/19/18 1125  
Dose (Remaining/Total): 3-40 mL (—/—)  
Frequency: Every 1 minute PRN  
Admin Instructions: INT Flush

Status: Discontinued (Past End Date/Time), Reason: (Patient Transfer - Internal Use Only)  
Starts/Ends: 06/19/18 1125 - 06/19/18 1410  
Route: Intravenous  
Rate/Duration: — / —

(No admins scheduled or recorded for this medication)



WS Kennestone Hospital  
677 Church Street  
Marietta GA 30060-1101  
Inpatient Record

Maurice, Eugene George  
MRN: 561253820, DOB: 1/2/1949, Sex: M  
Adm: 6/17/2018, D/C: 6/21/2018

**Medications (continued)**

**All Meds and Administrations (continued)**

**sodium chloride 0.9% (NS) infusion [751027229]**

Ordering Provider: Grace S Kim, MD  
Ordered On: 06/19/18 1125  
Dose (Remaining/Total): 30 mL/hr (—/—)  
Frequency: Continuous

Status: Discontinued (Past End Date/Time)  
Starts/Ends: 06/19/18 1200 - 06/20/18 1054  
Route: Intravenous  
Rate/Duration: 30 mL/hr / —

| Line                                  | Med Link Info                      | Comment |
|---------------------------------------|------------------------------------|---------|
| Peripheral IV 06/17/18 20 G Left Hand | 06/19/18 1129 by Pamela Y Mott, RN | —       |

| Timestamps   | Action                       | Dose / Rate          | Route       | Other Information  |
|--|------------------------------|----------------------|-------------|--|
| Performed 06/21/18 1352<br>Documented: 06/21/18 1352 | Stopped                      | 0 mL/hr<br>0 mL/hr   | Intravenous | Performed by: Alane Morabit, RN                                  |
| Performed 06/19/18 1311<br>Documented: 06/19/18 1312 | Anesthesia Volume Adjustment | —                    | Intravenous | Performed by: Colleen M Meffert, PAA                             |
| Performed 06/19/18 1129<br>Documented: 06/19/18 1129 | New Bag                      | 30 mL/hr<br>30 mL/hr | Intravenous | Performed by: Pamela Y Mott, RN<br>Scanned Package: 0409-7983-03 |

**sodium chloride 0.9% (NS) infusion [751027230]**

Ordering Provider: Grace S Kim, MD  
Ordered On: 06/19/18 1125  
Dose (Remaining/Total): 30 mL/hr (—/—)  
Frequency: Continuous PRN  
Admin Instructions: Does not need to be on IV pump.

Status: Discontinued (Past End Date/Time), Reason: (Patient Discharge - Internal Use Only)  
Starts/Ends: 06/19/18 1125 - 06/21/18 1553  
Route: Intravenous  
Rate/Duration: 30 mL/hr / —

(No admins scheduled or recorded for this medication)

**fentaNYL (PF) (SUBLIMAZE) injection 50 mcg/mL [751027231]**

Ordering Provider: Grace S Kim, MD  
Ordered On: 06/19/18 1125  
Dose (Remaining/Total): 50 mcg (4/4)  
Frequency: Every 10 min PRN  
Admin Instructions: If ineffective (VAS greater than 7) after 4 doses, progress to hydromorphone (Dilaudid) for Severe Pain (8-10) or contact MD. Document pain score assessment before & after administering medication.

Status: Discontinued (Past End Date/Time), Reason: (Patient Transfer - Internal Use Only)  
Starts/Ends: 06/19/18 1125 - 06/19/18 1410  
Route: Intravenous  
Rate/Duration: — / —  
Caution: Sound alike/look alike medication.

(No admins scheduled or recorded for this medication)

**ondansetron (PF) (ZOFTRAN) injection 2 mg/mL [751027233]**

Ordering Provider: Grace S Kim, MD  
Ordered On: 06/19/18 1125  
Dose (Remaining/Total): 4 mg (1/1)  
Frequency: Once as needed  
Admin Instructions: May give one dose if not given in OR. If given in OR and nausea continues, proceed to promethazine (Phenergan).

Status: Discontinued (Past End Date/Time), Reason: (Patient Transfer - Internal Use Only)  
Starts/Ends: 06/19/18 1125 - 06/19/18 1410  
Route: Intravenous  
Rate/Duration: — / —

(No admins scheduled or recorded for this medication)

**metoclopramide (REGLAN) injection 5 mg/mL [751027234]**

Ordering Provider: Grace S Kim, MD  
Status: Discontinued (Past End Date/Time), Reason: (Patient Transfer - Internal Use Only)





WS Kennestone Hospital  
677 Church Street  
Marietta GA 30060-1101  
Inpatient Record

Maurice, Eugene George  
MRN: 561253820, DOB: 1/2/1949, Sex: M  
Adm: 6/17/2018, D/C: 6/21/2018

**Medications (continued)**

**All Meds and Administrations (continued)**

Ordered On: 06/19/18 1125  
Dose (Remaining/Total): 10 mg (1/1)  
Frequency: Once as needed  
Admin Instructions: Use ondansetron (Zofran) first. If ondansetron ineffective, may use promethazine (Phenergan). If promethazine ineffective after 2 doses, proceed to metoclopramide (Reglan). If nausea persists, contact Anesthesia.

Use Only)  
Starts/Ends: 06/19/18 1125 - 06/19/18 1410  
Route: Intravenous  
Rate/Duration: — / —  
\*\*Caution: Sound alike/look alike medication\*\*

(No admins scheduled or recorded for this medication)

**labetalol (NORMODYNE,TRANDATE) injection 5 mg/mL [751027235]**

Ordering Provider: Grace S Kim, MD  
  
Ordered On: 06/19/18 1125  
Dose (Remaining/Total): 5 mg (—/—)  
Frequency: Every 5 min PRN  
Admin Instructions: Give labetalol (NORMODYNE,TRANDATE) first.

Status: Discontinued (Past End Date/Time), Reason: (Patient Transfer - Internal Use Only)  
Starts/Ends: 06/19/18 1125 - 06/19/18 1410  
Route: Intravenous  
Rate/Duration: — / —  
Administer over 2 minutes. Maximum effects occur within 5 minutes of injection.

(No admins scheduled or recorded for this medication)

**hydrALAZINE (APRESOLINE) injection 20 mg/mL [751027236]**

Ordering Provider: Grace S Kim, MD  
  
Ordered On: 06/19/18 1125  
Dose (Remaining/Total): 5 mg (—/—)  
Frequency: Every 10 min PRN  
Admin Instructions: Give as second line treatment, if labetalol (NORMODYNE,TRANDATE) ineffective or cannot be given.

Status: Discontinued (Past End Date/Time), Reason: (Patient Transfer - Internal Use Only)  
Starts/Ends: 06/19/18 1125 - 06/19/18 1410  
Route: Intravenous  
Rate/Duration: — / —  
\*\*Caution: Sound alike/look alike medication\*\*

(No admins scheduled or recorded for this medication)

**pantoprazole (PROTONIX) EC tablet [751296239]**

Ordering Provider: Sohail Asfandiyar, MD  
  
Ordered On: 06/19/18 1411  
Dose (Remaining/Total): 40 mg (—/—)  
Frequency: 2 Times daily before meals  
Admin Instructions: DO NOT CRUSH OR CHEW.

Status: Discontinued (Past End Date/Time), Reason: (Patient Discharge - Internal Use Only)  
Starts/Ends: 06/19/18 1630 - 06/21/18 1553  
Route: Oral  
Rate/Duration: — / —

| Timestamps   | Action / Reason                           | Dose  | Route | Other Information  |
|--|---|-------|-------|--|
| Performed 06/21/18 0837<br>Documented: 06/21/18 0838 | Given                                     | 40 mg | Oral  | Performed by: Alane Morabit, RN<br>Scanned Package: 66993-068-51   |
| Performed 06/20/18 1758<br>Documented: 06/20/18 1758 | Given                                     | 40 mg | Oral  | Performed by: Morgan Stull, RN<br>Scanned Package: 66993-068-51    |
| Performed 06/20/18 1528<br>Documented: 06/20/18 1528 | MAR Unhold                                | —     | —     | Performed by: Nega B Gebremariam, MD                               |
| Performed 06/20/18 1347<br>Documented: 06/20/18 1347 | MAR Hold<br>Unreviewed<br>Transfer Orders | —     | —     | Performed by: Automatic Transfer Provider                          |
| Performed 06/20/18 0830<br>Documented: 06/20/18 0908 | Given                                     | 40 mg | Oral  | Performed by: Dolores Gervase, RN<br>Scanned Package: 66993-068-51 |





WS Kennestone Hospital  
677 Church Street  
Marietta GA 30060-1101  
Inpatient Record

Maurice, Eugene George  
MRN: 561253820, DOB: 1/2/1949, Sex: M  
Adm: 6/17/2018, D/C: 6/21/2018

**Medications (continued)**

**All Meds and Administrations (continued)**

Performed 06/19/18 1703 Given 40 mg Oral Performed by: Janet Ian, RN  
Documented: 06/19/18 1703 Scanned Package: 66993-068-51

**sodium chloride (NS) 0.9 % infusion [751296244]**

Status: Dispensed (Past End Date/Time) Ordered On: 06/19/18 1447  
Starts/Ends: 06/19/18 1447 - 06/20/18 0259 Dose (Remaining/Total): — (1/1)  
Route: — Frequency: —  
Rate/Duration: — / — Admin Instructions: Cook, Michelle: cabinet override  
Note to pharmacy: Cook, Michelle: cabinet override

| Timestamps   | Action         | Dose / Rate / Duration | Route / Site / Linked Line | Other Information           |
|--|----------------|------------------------|----------------------------|-----------------------------|
| Performed 06/19/18 1500<br>Documented: 06/19/18 1604 | Canceled Entry | —                      | —                          | Performed by: Janet Ian, RN |

**piperacillin-tazobactam (ZOSYN) 4.5 g in NS 100 mL IVPB ADD-vantage [751296245]**

Ordering Provider: Sohail Asfandiyar, MD Status: Discontinued (Past End Date/Time)  
Ordered On: 06/19/18 1532 Starts/Ends: 06/19/18 1600 - 06/20/18 1054  
Dose (Remaining/Total): 4.5 g (—/—) Route: Intravenous  
Frequency: Every 8 hours Rate/Duration: 25 mL/hr / 4 Hours

| Question                           | Answer                        | Comment |
|------------------------------------|-------------------------------|---------|
| Reason for Ordering Antimicrobial: | UTI - Urinary Tract Infection | —       |
| Expected days of therapy:          | 7                             | —       |

| Timestamps   | Action  | Dose / Rate / Duration       | Route       | Other Information  |
|--|---------|------------------------------|-------------|--|
| Performed 06/21/18 1352<br>Documented: 06/21/18 1352 | Stopped | 0 g<br>0 mL/hr<br>4 Hours    | Intravenous | Performed by: Alane Morabit, RN  |
| Performed 06/20/18 0912<br>Documented: 06/20/18 0912 | New Bag | 4.5 g<br>25 mL/hr<br>4 Hours | Intravenous | Performed by: Dolores Gervase, RN  |
| Performed 06/20/18 0118<br>Documented: 06/20/18 0121 | New Bag | 4.5 g<br>25 mL/hr<br>4 Hours | Intravenous | Performed by: Emelin C Edang, RN<br>Comments: 100 ml sodium chloride not available in Omnicel<br>Scanned Package: 0409-3379-04 |
| Performed 06/19/18 1654<br>Documented: 06/19/18 1654 | New Bag | 4.5 g<br>25 mL/hr<br>4 Hours | Intravenous | Performed by: Janet Ian, RN<br>Scanned Package: 0781-9367-94, 0409-7101-69   |

**apixaban (ELIQUIS) tablet [751296258]**

Ordering Provider: Dhaval G Patel, MD Status: Discontinued (Past End Date/Time)  
Ordered On: 06/20/18 0751 Starts/Ends: 06/20/18 0900 - 06/20/18 0905  
Dose (Remaining/Total): 5 mg (—/—) Route: Oral  
Frequency: 2 Times daily Rate/Duration: — / —  
Admin Instructions: PAF

| Timestamps   | Action         | Dose / Rate / Duration | Route | Other Information                 |
|--|----------------|------------------------|-------|-----------------------------------|
| Performed 06/20/18 0920<br>Documented: 06/20/18 0920 | Canceled Entry | —                      | Oral  | Performed by: Dolores Gervase, RN |

**sodium chloride (NS) 0.9 % infusion [751296259]**



WS Kennestone Hospital  
677 Church Street  
Marietta GA 30060-1101  
Inpatient Record

Maurice, Eugene George  
MRN: 561253820, DOB: 1/2/1949, Sex: M  
Adm: 6/17/2018, D/C: 6/21/2018

**Medications (continued)**

**All Meds and Administrations (continued)**

Status: Discontinued (Past End Date/Time), Reason: (Patient Discharge - Internal Use Only)  
Starts/Ends: 06/20/18 0816 - 06/21/18 1553  
Route: —  
Rate/Duration: — / —  
Note to pharmacy: Gervase, Dee: cabinet override

Ordered On: 06/20/18 0816  
Dose (Remaining/Total): — (1/1)  
Frequency: —  
Admin Instructions: Gervase, Dee: cabinet override

(No admins scheduled or recorded for this medication)

**furosemide (LASIX) tablet [751503300]**

Ordering Provider: Carrie E Walker, NP  
Ordered On: 06/20/18 1054  
Dose (Remaining/Total): 20 mg (—/—)  
Frequency: Every other day

Status: Discontinued (Past End Date/Time), Reason: (Patient Discharge - Internal Use Only)  
Starts/Ends: 06/20/18 1100 - 06/21/18 1553  
Route: Oral  
Rate/Duration: — / —

| Timestamps   | Action / Reason                           | Dose  | Route | Other Information  |
|--|---|-------|-------|--|
| Performed 06/20/18 1528<br>Documented: 06/20/18 1528 | MAR Unhold                                | —     | —     | Performed by: Nega B Gebremariam, MD                               |
| Performed 06/20/18 1347<br>Documented: 06/20/18 1347 | MAR Hold<br>Unreviewed<br>Transfer Orders | —     | —     | Performed by: Automatic Transfer Provider                          |
| Performed 06/20/18 1310<br>Documented: 06/20/18 1312 | Given                                     | 20 mg | Oral  | Performed by: Dolores Gervase, RN<br>Scanned Package: 0054-8297-25 |

**apixaban (ELIQUIS) tablet [751503303]**

Ordering Provider: Samina Fakhr, MD  
Ordered On: 06/20/18 1713  
Dose (Remaining/Total): 5 mg (—/—)  
Frequency: 2 Times daily

Status: Discontinued (Past End Date/Time), Reason: (Patient Discharge - Internal Use Only)  
Starts/Ends: 06/20/18 2100 - 06/21/18 1553  
Route: Oral  
Rate/Duration: — / —

| Timestamps   | Action | Dose | Route | Other Information  |
|--|--------|------|-------|--|
| Performed 06/21/18 0837<br>Documented: 06/21/18 0838 | Given  | 5 mg | Oral  | Performed by: Alane Morabit, RN<br>Scanned Package: 0003-0894-31 |
| Performed 06/20/18 2128<br>Documented: 06/20/18 2128 | Given  | 5 mg | Oral  | Performed by: Tenikia Smith, RN<br>Scanned Package: 0003-0894-31 |

**Historical Medications Entered This Encounter**

This print group is not available in inpatient encounters. Please contact a system administrator.

**Care Plan**

**Multidisciplinary Problems (Active)**

**Problem: Blood disorder**

Dates: Start: 06/18/18  
Disciplines: Interdisciplinary

**Goal: Blood disorder labs will remain in acceptable range**

Dates: Start: 06/18/18  
Disciplines: Interdisciplinary

**Intervention: Transfuse blood products**



**Care Plan (continued)**

**Multidisciplinary Problems (Active) (continued)**

Dates: Start: 06/18/18

**Intervention: Monitor for signs and symptoms of transfusion reactions**

Dates: Start: 06/18/18

**Intervention: Educate patient and family of blood transfusion and transfusion reactions**

Dates: Start: 06/18/18

**Intervention: Monitor labs**

Dates: Start: 06/18/18

**Problem: Daily Care**

Dates: Start: 06/18/18  
Disciplines: Interdisciplinary

**Goal: Daily care needs are met**

Dates: Start: 06/18/18  
Description: Assess and monitor ability to perform self care and identify potential discharge needs.  
Disciplines: Interdisciplinary

**Intervention: Assess skin integrity/risk for skin breakdown and implement skin integrity plan of care and interventions per policy**

Dates: Start: 06/18/18

**Intervention: Assist with ADLs as needed**

Dates: Start: 06/18/18

**Intervention: Encourage independent activity per ability**

Dates: Start: 06/18/18

**Intervention: Provide oral care**

Dates: Start: 06/18/18  
Description: Every 2 hours as needed.

**Intervention: Include patient/family/caregiver in decisions**

Dates: Start: 06/18/18

**Problem: Glucose Imbalance**

Dates: Start: 06/18/18  
Disciplines: Interdisciplinary

**Goal: Clinical indication of glucose balance is achieved**

Dates: Start: 06/18/18  
Disciplines: Interdisciplinary

**Intervention: Monitor blood glucose levels as ordered**

Dates: Start: 06/18/18

**Intervention: Administer medications as ordered**

Dates: Start: 06/18/18

**Intervention: Notify physician of ineffective treatment plan**

Dates: Start: 06/18/18

**Goal: Patient's discharge needs are met**

Dates: Start: 06/18/18  
Disciplines: Interdisciplinary

**Intervention: Assess patient for self-management skills**



WS Kennestone Hospital  
677 Church Street  
Marietta GA 30060-1101  
Inpatient Record

Maurice, Eugene George  
MRN: 561253820, DOB: 1/2/1949, Sex: M  
Adm: 6/17/2018, D/C: 6/21/2018

**Care Plan (continued)**

**Multidisciplinary Problems (Active) (continued)**

Dates: Start: 06/18/18

**Intervention: Encourage participation in diabetes management**

Dates: Start: 06/18/18

**Intervention: Identify potential discharge barriers on admission**

Dates: Start: 06/18/18

**Intervention: Involve patient/family/caregiver in discharge planning process**

Dates: Start: 06/18/18

**Intervention: Communicate referral to diabetes educator**

Dates: Start: 06/18/18

**Intervention: Communicate referral to dietician as appropriate**

Dates: Start: 06/18/18

**Intervention: Collaborate with Case Management/Social Services for discharge needs**

Dates: Start: 06/18/18

**Problem: Pain**

Dates: Start: 06/18/18  
Disciplines: Interdisciplinary

**Goal: Patient's pain/discomfort is manageable**

Dates: Start: 06/18/18  
Priority: High  
Description: Assess and monitor patient's pain using appropriate pain scale. Collaborate with interdisciplinary team and initiate plan and interventions as ordered. Re-assess patient's pain level 30 - 60 minutes after pain management intervention.  
Disciplines: Interdisciplinary

**Intervention: Include patient/family/caregiver in decisions related to pain management**

Dates: Start: 06/18/18

**Intervention: Offer non-pharmacological pain management interventions**

Dates: Start: 06/18/18

**Problem: Potential for Falls**

Dates: Start: 06/18/18  
Disciplines: Interdisciplinary

**Goal: Patient will remain free of falls**

Dates: Start: 06/18/18 Expected End: 06/22/18  
Disciplines: Interdisciplinary

**Intervention: Assess fall risk factors, per hospital policy**

Dates: Start: 06/18/18

**Intervention: Be particularly alert to medication side effects**

Dates: Start: 06/18/18

**Intervention: Be particularly alert to consciousness level/orientation**

Dates: Start: 06/18/18

**Intervention: Be particularly alert to mobility and elimination needs**

Dates: Start: 06/18/18

**Intervention: Use Gait Belts and bed/chair alarms**

Dates: Start: 06/18/18





**Care Plan (continued)**

**Multidisciplinary Problems (Active) (continued)**

**Intervention: Provide frequent checks/toileting schedule, as needed**

Dates: Start: 06/18/18

**Intervention: Consider consults with Pharmacy and PT**

Dates: Start: 06/18/18

**Intervention: Educate pt/family on fall prevention interventions**

Dates: Start: 06/18/18

**Problem: Psychosocial Needs**

Dates: Start: 06/18/18  
 Disciplines: Interdisciplinary

**Goal: Demonstrates ability to cope with hospitalization/illness**

Dates: Start: 06/18/18  
 Description: Assess and monitor patients ability to cope with his/her illness.  
 Disciplines: Interdisciplinary

**Intervention: Encourage verbalization of feelings/concerns/expectations**

Dates: Start: 06/18/18

**Intervention: Provide quiet environment**

Dates: Start: 06/18/18

**Intervention: Assist patient to identify own strengths and abilities**

Dates: Start: 06/18/18

**Intervention: Encourage patient to set small goals for self**

Dates: Start: 06/18/18

**Intervention: Encourage participation in diversional activity**

Dates: Start: 06/18/18

**Intervention: Reinforce positive adaptation of new coping behaviors**

Dates: Start: 06/18/18

**Intervention: Include patient/family/caregiver in decisions**

Dates: Start: 06/18/18

**Goal: Collaborate with patient/family/caregiver to identify patient specific goals for this hospitalization**

Dates: Start: 06/18/18  
 Disciplines: Interdisciplinary

**Flowsheet:**

**Taken at 06/18/18 2136**

Cultural Preferences Affecting Hospitalization No by Renata Marques-Bryant, RN  
 Spiritual Preferences Affecting Hospitalization No by Renata Marques-Bryant, RN

**Taken at 06/18/18 0127**

Cultural Preferences Affecting Hospitalization No by Renata Marques-Bryant, RN  
 Spiritual Preferences Affecting Hospitalization No by Renata Marques-Bryant, RN

**Taken at 06/18/18 0000**

Cultural Preferences Affecting Hospitalization No by Renata Marques-Bryant, RN  
 Spiritual Preferences Affecting Hospitalization No by Renata Marques-Bryant, RN

**Problem: Safety**

Dates: Start: 06/18/18  
 Disciplines: Interdisciplinary



**Care Plan (continued)**

**Multidisciplinary Problems (Active) (continued)**

**Goal: Patient will be injury free during hospitalization**

Dates: Start: 06/18/18  
Description: Assess and monitor vitals signs, neurological status including level of consciousness and orientation. Assess patient's risk for falls and implement fall prevention plan of care and interventions per hospital policy.  
  
Ensure arm band on, uncluttered walking paths in room, adequate room lighting, call light and overbed table within reach, bed in low position, wheels locked, side rails up per policy, and non-skid footwear provided.  
Disciplines: Interdisciplinary

**Intervention: Assess patient's risk for falls and implement fall prevention plan of care per policy**

Dates: Start: 06/18/18

**Intervention: Provide and maintain safe environment**

Dates: Start: 06/18/18  
Description:

**Intervention: Use appropriate transfer methods**

Dates: Start: 06/18/18

**Intervention: Ensure appropriate safety devices are available at the bedside**

Dates: Start: 06/18/18

**Intervention: Include patient/family/caregiver in decisions related to safety**

Dates: Start: 06/18/18

**Patient Education**

**Education**

**Title: Acute MI (MCB) (Resolved)**

**Topic: Psycho/Social/Spiritual Support (Resolved)**

**Point: Coping Mechanisms (Resolved)**

Description:  
Help patient identify healthy coping mechanisms. Refer to Social Service, Case Management, or Spiritual Care, if needed.

Learner Not documented in this visit.  
Progress:

**Point: Support Systems (Resolved)**

Description:  
Help patient identify available support systems. Refer to Social Service, Case Management, or Spiritual Care, if needed.

Learner Not documented in this visit.  
Progress:

**Point: Spiritual/Emotional Needs (Resolved)**

Description:  
Offer resources to meet spiritual/emotional needs. Refer to Spiritual Care, if needed.

Learner Not documented in this visit.  
Progress:

**Point: Anxiety Reduction (Resolved)**

Description:  
Explain the definition of anxiety, signs and symptoms, and examples of ways to reduce anxiety. Inform patient that Spiritual Care and Social Services are available.



WS Kennestone Hospital  
677 Church Street  
Marietta GA 30060-1101  
Inpatient Record

Maurice, Eugene George  
MRN: 561253820, DOB: 1/2/1949, Sex: M  
Adm: 6/17/2018, D/C: 6/21/2018

---

**Patient Education (continued)**

---

**Education (continued)**

---

Learner Not documented in this visit.  
Progress:

**Topic: Prevention (MCB) (Resolved)**

---

**Point: When to Call the Doctor (Resolved)**

---

Description:  
Educate patient/family/caregiver on when to call the doctor.

Learner Not documented in this visit.  
Progress:

**Point: Protect Others from Infection (Resolved)**

---

Description:  
Educate patient/family/caregiver on respiratory hygiene and cough etiquette. To protect from further infection and to protect others from getting an infection, patient should cover nose and mouth with tissues when coughing. Encourage patient to place used tissues in a plastic bag that will not allow secretions to soak through. Patient should always wash his/her hands after using or handling used tissues.

Learner Not documented in this visit.  
Progress:

**Point: Protect Yourself from Further Infection (MCB) (Resolved)**

---

Description:  
Educate patient/family/caregiver that because patient is in a weakened condition he/she needs to avoid others who are sick as to not acquire another illness. Family/caregiver should wear gloves, gown and face shield/eye protection.

Patient Friendly Description:  
Information on Flu.  
Information on Pneumonia and Pneumococcal Vaccination.

Learner Not documented in this visit.  
Progress:

**Point: Demonstrate Handwashing (MCB) (Resolved)**

---

Description:  
Educate patient/family/caregiver on how to perform proper hand hygiene. Explain that hand washing is the single most important step in preventing the spread of germs. Have the patient/family/caregiver demonstrate proper hand washing technique using soap, water, friction, clean nails under running water, and dry hands on clean towel without touching dirty surfaces.

Patient Friendly Description:  
This will explain the importance of washing and cleansing your hands to prevent infection.

Learner Not documented in this visit.  
Progress:

**Topic: Self Care (MCB) (Resolved)**

---

**Point: General Self Care (Resolved)**

---

Description:  
Instruct patient on self care needs. These may include: hygiene, how to take a blood pressure, how to change a dressing, etc.

Learner Not documented in this visit.  
Progress:

**Point: Demonstrate Handwashing (MCB) (Resolved)**

---

Description:  
Educate patient/family/caregiver on how to perform proper hand hygiene. Explain that hand washing is the single most important step in preventing the spread of germs. Have the patient/family/caregiver demonstrate proper hand washing technique using soap, water, friction, clean nails under running water, and dry hands on clean towel without touching dirty surfaces.

Patient Friendly Description:  
This will explain the importance of washing and cleansing your hands to prevent infection.

Learner Not documented in this visit.  
Progress:



**Patient Education (continued)**

**Education (continued)**

**Topic: Pain Management (Resolved)**

**Point: Pain Medication Actions & Side Effects (Resolved)**

Description:  
Provide medication specific handouts when available.

Learner Not documented in this visit.  
Progress:

**Point: Discuss Significance of VAS Scores (Resolved)**

Description:  
Refer to rating score of 0-10.

Learner Not documented in this visit.  
Progress:

**Point: Discuss the Use of Pain Control Measures Before Pain Becomes Severe (MCB) (Resolved)**

Description:  
Take time to reiterate to patient that he/she should always let staff know if he/she is having difficulty breathing, pain or any discomfort at any time before pain becomes severe.

Patient Friendly Description:  
Please inform staff that if you are having any difficulty breathing, pain or any discomfort at any time before the pain gets severe.

Please read over the items and let anyone on your Care Team know there are any questions about the material by marking below that "I HAVE QUESTIONS".

If once you have received the items and understand the material you can mark this as "I understand".

Learner Not documented in this visit.  
Progress:

**Point: Non-Pharmacological Comfort Measures (Resolved)**

Description:  
Explain there are other ways of controlling pain than medication. The following are suggestions: position change, aromatherapy, deep slow breathing, distraction, quiet environment, imagery, heat therapy and/or cold therapy, laughter, massage, music, physical therapy, and touch therapy.

Learner Not documented in this visit.  
Progress:

**Point: Patient Controlled Analgesia (Resolved)**

Description:  
Give the patient written information on Patient Controlled Analgesia. Explain how the pump works. Demonstrate pushing the button to give pain medicine to the patient. Caution the patient and other family/visitors that only the patient should press the PCA button for pain relief to decrease the chance of getting too much pain medicine.

Learner Not documented in this visit.  
Progress:

**Point: Epidural Information (Resolved)**

Description:  
Give the patient written information on Epidural Analgesia. Explain why an epidural is used, how the epidural is placed and how the medication is given. If the epidural is PCA, demonstrate pushing the button to give pain medicine to the patient. Caution the patient and other family/visitors that only the patient should press the button for pain relief to decrease the chance of getting too much pain medicine.

Learner Not documented in this visit.  
Progress:

**Topic: Signs and Symptoms - Acute MI (Resolved)**

**Point: Recognizing a Heart Attack (MCB) (Resolved)**

Description:  
Be sure patient reviews video on Coronary Artery Disease





**Patient Education (continued)**

**Education (continued)**

Patient Friendly Description:

Please watch the video and/or read over the documented material and let anyone on your Care Team know if there are any questions by marking below.

If after watching the video and/or reading the material you have questions, please mark below I have question to let the staff know you have additional questions about a topic and they will be in to discuss your questions.

This will inform you of what to expect if you are diagnosed with a Heart Attack.

Learner Not documented in this visit.

Progress:

**Point: Risk Factors (Resolved)**

Description:

Educate the patient/family/caregiver on coronary risk factors. Explain the controllable and non-controllable risk factors to Coronary Artery Disease. Review how to control coronary artery disease by altering the controllable risk factors. Some examples include: controlling blood pressure, reducing fat and cholesterol in the diet, stopping smoking, exercising regularly, maintaining ideal body weight, dealing with stress in an appropriate manner, drinking alcohol and coffee in moderation and controlling blood sugar levels (if applicable).

Learner Not documented in this visit.

Progress:

**Topic: Acute MI (MCB) (Resolved)**

**Point: Emergency Plan for Heart Attack Symptoms (Resolved)**

Description:

Educate the patient/family/caregiver on how to get help immediately if heart attack symptoms occur. The patient should call 911 or the Emergency Medical Service number. Reinforce that the patient should not delay in obtaining help.

Learner Not documented in this visit.

Progress:

**Point: Home Activity (Resolved)**

Description:

Educate the patient/family/caregiver on home activity guidelines that apply after having had a recent heart attack. Do things in moderation, rest about 30 minutes after eating, pace activities, allow for 7-8 hours of sleep at night, start with short walks 3-5 times a day. Consult with Cardiac Rehab staff, if applicable.

Learner Not documented in this visit.

Progress:

**Point: Limitations to Activity (Resolved)**

Description:

Educate the patient/family/caregiver regarding the following limitations to activity for 4-6 weeks after discharge. No lifting over 10 pounds (weight of a milk jug), no pushing or pulling motions with the arms (sweeping, vacuuming or raking), no driving (may be changed after talking to the doctor), no bathing in very hot or very cold water.

Learner Not documented in this visit.

Progress:

**Point: Sexual Activity (Resolved)**

Description:

Educate the patient/family/caregiver on the following: Wait 4 weeks before resuming sexual activity. If the patient can climb 2 flights of steps, he/she can assume it is ok to resume sexual activity. Choose a comfortable position. Wait at least 1 hour after a meal. If sex brings on angina, stop and rest. Discuss chest pain during sex with the physician. Some medications can affect sexual desire. If this is the case, talk with the physician.

Learner Not documented in this visit.

Progress:

**Point: Influenza Vaccine (Resolved)**

Description:

Educate the patient/family/caregiver on obtaining a yearly influenza vaccine.

Learner Not documented in this visit.

Progress:

**Point: Smoking Cessation (Resolved)**



WS Kennestone Hospital  
 677 Church Street  
 Marietta GA 30060-1101  
 Inpatient Record

Maurice, Eugene George  
 MRN: 561253820, DOB: 1/2/1949, Sex: M  
 Adm: 6/17/2018, D/C: 6/21/2018

**Patient Education (continued)**

**Education (continued)**

Description:

Educate the patient/family/caregiver on smoking cessation and smoking cessation programs offered in the community. Explain effects smoking and second hand smoke have on the body. Encourage the patient to ask people that smoke around him/her to smoke outside or in another room. Refer patient to Cardiopulmonary Rehabilitation, if applicable.

Learner Not documented in this visit.  
 Progress:

**Title: Diabetes (MCB) (In Progress)**

**Topic: Psycho/Social/Spiritual Support (Done)**

**Point: Stress Management and Support Systems (Done)**

Description:

Explain the importance of stress management and support systems in diabetes management. Refer to WellStar diabetes support groups, social services, case management or spiritual care, if needed.

**Learning Progress Summary**

|                |   |
|----------------|---|
| <b>Patient</b> | Acceptance, Explanation, Verbalized Understanding by TS at 6/20/2018 2357 |
|                | Acceptance, Explanation, Verbalized Understanding by RM at 6/18/2018 2136 |
|                | Acceptance, Explanation, Verbalized Understanding by RM at 6/18/2018 0129 |

**Point: Anxiety Reduction (Done)**

Description:

Explain the definition of anxiety, signs and symptoms, and examples of ways to reduce anxiety. Inform patient that Spiritual Care and Social Services are available.

**Learning Progress Summary**

|                |   |
|----------------|---|
| <b>Patient</b> | Acceptance, Explanation, Verbalized Understanding by TS at 6/20/2018 2357 |
|                | Acceptance, Explanation, Verbalized Understanding by RM at 6/18/2018 2136 |
|                | Acceptance, Explanation, Verbalized Understanding by RM at 6/18/2018 0129 |

**Topic: Treatments/Procedures (MCB) (Done)**

**Point: Introduction to Diabetes (MCB) (Done)**

Description:

Give patient/family/caregiver written information on diabetes. Explain the definition of the type of diabetes with which the patient was diagnosed, how diabetes works in the body, risk factors, signs and symptoms, and if newly diagnosed, diagnostic criteria. Encourage viewing of diabetes on-demand videos when applicable. Refer to inpatient diabetes educator when applicable.

Patient Friendly Description:

You will receive a booklet entitled Diabetes survival skills. There are also two links to documents about Diabetes for you to read over noted below.

Please read over the items and let anyone on your Care Team know there are any questions about the material by marking below that "I HAVE QUESTIONS".

If once you have received the items and understand the material you can mark this as "I understand".

**Learning Progress Summary**

|                |   |
|----------------|---|
| <b>Patient</b> | Acceptance, Explanation, Verbalized Understanding by TS at 6/20/2018 2357 |
|----------------|---|

**Point: Diabetes Type II management (MCB) (Done)**

Description:

Patient will watch a video that will discuss information on what to expect if they have Diabetes type II.

Patient Friendly Description:

This will inform you of what to expect if you have Diabetes type II.

**Learning Progress Summary**

|                |   |
|----------------|---|
| <b>Patient</b> | Acceptance, Explanation, Verbalized Understanding by TS at 6/20/2018 2357 |
|----------------|---|



**Patient Education (continued)**

**Education (continued)**

**Point: Diabetic long term complications (MCB) (Done)**

Description:

Patient will have information from Krames on the long term complications of Diabetes Type II.

Patient Friendly Description:

Some information on the long term complications of Diabetes Type II.

**Learning Progress Summary**

**Patient**

Acceptance, Explanation, Verbalized Understanding by TS at 6/20/2018 2357

**Topic: Medications (MCB) (Not Started)**

**Point: Insulin (MCB) (Not Started)**

Description:

Educate patient/family/caregiver on the insulin prescribed. Explain how insulin works in the body. Explain the action of insulin, reason for taking, side effects, signs of allergic reaction and when physician should be called. Reinforce that insulin should be taken exactly as the physician has prescribed. Explain the proper storage of insulin, that extreme temperatures can damage insulin and never take insulin that has expired. Explain that the patient's primary care physician may change the dosage depending on the results of blood glucose tests and/or A1C level.

Patient Friendly Description:

This will inform you of why you are prescribed insulin if you have Diabetes Type II.

Learner Not documented in this visit.

Progress:

**Point: Hypoglycemic Agents (Not Started)**

Description:

Educate patient/family/caregiver on the oral and/or injectable hypoglycemic(s) prescribed. Explain the action of medication, reason for taking, side effects, signs of allergic reaction, as well as when the physician should be called. Reinforce that this medication(s) should be taken exactly as the physician has prescribed.

Learner Not documented in this visit.

Progress:

**Point: Giving Insulin Injection (Not Started)**

Description:

Explain and demonstrate how the injection is given. Allow enough time for the patient/family/caregiver to practice. Have the patient return-demonstrate the technique using normal saline (vial and syringe only unless sterile demonstration pen is also available). Teach the patient how to choose and rotate injection sites. Instruct patient on safe disposal of used needles and syringes.

Learner Not documented in this visit.

Progress:

**Point: Drawing up Insulin (Not Started)**

Description:

Instruct patient/family/caregiver to wash hands before drawing up insulin. Demonstrate and have the patient return-demonstrate drawing up the correct amount of insulin prescribed. If the patient is going to use an insulin pen, demonstrate use and have the patient return-demonstrate. If the patient is going to mix different types of insulin, demonstrate and have the patient return-demonstrate the correct way to draw up and mix the insulin.

Learner Not documented in this visit.

Progress:

**Topic: Self Care (MCB) (Not Started)**

**Point: Exercise (Not Started)**

Description:

Encourage patient/family/caregiver to discuss activity limitations, if any, with physician before starting an exercise routine. Stress the importance of regular exercise and activity to control blood sugar levels and weight. Instruct the patient to carry single carbohydrates while exercising in case of hypoglycemic reaction. Explain that both concentrated physical activity (such as walking, swimming, running, cycling, strength training) and being more active through the entire day are equally important to blood sugar control and weight management.

Learner Not documented in this visit.

Progress:





**Patient Education (continued)**

**Education (continued)**

**Point: Blood Glucose Monitoring (MCB) (Not Started)**

Description:

Instruct patient/family/caregiver to wash hands before checking blood glucose. Explain and, if possible to use a complementary glucometer, demonstrate how to check and record blood sugars. Instruct the patient to check blood sugars as frequently as ordered by the physician. Explain that stress or illness will increase blood sugar, making it necessary to check blood sugars more often than usual. Instruct patient on blood glucose target ranges and A1C target range. Discuss care of the meter and supplies, including how to obtain supplies. If using a complementary glucometer, have the patient return-demonstrate checking the blood sugar. Instruct the patient on safe disposal of lancets. Refer to inpatient diabetes educator if applicable.

Patient Friendly Description:

Why is it important to check my blood sugar?

Learner Not documented in this visit.

Progress:

**Point: Diabetic Foot Care (MCB) (Not Started)**

Description:

Explain importance of foot care. Patient should have feet examined by a health care provider at least twice a year. Persons with foot problems should have feet examined at every visit. Explain daily foot care. Review importance of wearing well-fitting shoes and stockings/socks. Reinforce the importance of wearing shoes, even indoors, to prevent injury.

Patient Friendly Description:

This will inform you of why you should check your feet if you have diabetes.

Learner Not documented in this visit.

Progress:

**Point: Diabetes Identification Jewelry (Not Started)**

Description:

Encourage the patient to wear a piece of jewelry that identifies patient as a person with diabetes. This will inform medical personnel that patient has diabetes if unable to communicate.

Learner Not documented in this visit.

Progress:

**Topic: Prevention/Discharge (Not Started)**

**Point: Signs and Symptoms of Hypoglycemia (Not Started)**

Description:

Define and explain causes of hypoglycemia. Discuss signs and symptoms.

Learner Not documented in this visit.

Progress:

**Point: Treatment of Hypoglycemia (Not Started)**

Description:

Instruct the patient on how to treat low blood sugar using the Rule of 15. Encourage patient to carry a blood sugar treatment at all time.

Learner Not documented in this visit.

Progress:

**Point: When to Call the Doctor (Not Started)**

Description:

Instruct the patient/family/caregiver to call their health care provider if there are symptoms of hypo- or hyperglycemia or if blood sugars are trending high or low and are not controlled by simple measures.

Learner Not documented in this visit.

Progress:

**Point: Signs and Symptoms of Hyperglycemia (Not Started)**

Description:

Define and explain causes of hyperglycemia. Discuss signs and symptoms (mild, moderate, severe, and ketoacidosis).

Learner Not documented in this visit.

Progress:

**Point: Prevention of Hyperglycemia (Not Started)**





WS Kennestone Hospital  
677 Church Street  
Marietta GA 30060-1101  
Inpatient Record

Maurice, Eugene George  
MRN: 561253820, DOB: 1/2/1949, Sex: M  
Adm: 6/17/2018, D/C: 6/21/2018

---

**Patient Education (continued)**

---

**Education (continued)**

---

Description:

Encourage patient/family/caregiver to follow healthcare providers' instructions for diet, activity and medications. Explain the importance of good diabetes management and learning to detect and treat hyperglycemia early before it worsens. Refer to registered dietitian, when applicable, for meal planning assistance.

Learner Not documented in this visit.  
Progress:

**Point: Prevention of Hypoglycemia (Not Started)**

---

Description:

Encourage patient/family/caregiver to follow healthcare providers' instructions for diet, activity and medications. Explain the importance of good diabetes management and learning to detect and treat hypoglycemia early before it worsens.

Learner Not documented in this visit.  
Progress:

**Point: WellStar Outpatient Diabetes Education (Not Started)**

---

Description:

Provide information on WellStar Outpatient Diabetes Education when applicable. Information includes a list of classes offered and how to register.

Learner Not documented in this visit.  
Progress:

**Point: Follow-up Appointments (Not Started)**

---

Description:

Give the patient/family written information on when to make follow-up appointments. Reinforce importance of making and keeping the appointments. If appointments were made during the visit, give the patient a written reminder of the time and location.

Learner Not documented in this visit.  
Progress:

**Topic: Diabetic Diet (MCB) (Not Started)**

---

**Point: Meal Planning and Portion Sizes (MCB) (Not Started)**

---

Description:

The patient will view documents in Krames talking about meal planning as well learning about serving and portion sizes.

Patient Friendly Description:

This will inform you of ways to stay on track with your diet.

Learner Not documented in this visit.  
Progress:

**Point: Eating well with Diabetes (MCB) (Not Started)**

---

Description:

Patient will watch a video on healthy eating for people with DM.

Patient Friendly Description:

Healthy eating for people with Diabetes.

Learner Not documented in this visit.  
Progress:

**Point: Carbohydrate Counting (MCB) (Not Started)**

---

Description:

Patient will read Krames documents on healthy meals and meal planning for Diabetes.

Patient Friendly Description:

Learn about counting your carbohydrates.

Learner Not documented in this visit.  
Progress:

**Topic: Survival Skills (Not Started)**

---

**Point: Review Diagnosis (Not Started)**

---



**Patient Education (continued)**

**Education (continued)**

Description:  
Review the diabetes diagnosis, specific to patient's diabetes type.  
Diabetes Survival Skills Booklet provided.

Patient Friendly Description:

Learner Not documented in this visit.  
Progress:

**Point: Nutrition (Not Started)**

Description:  
Importance of consistent nutrition habits.

Learner Not documented in this visit.  
Progress:

**Point: Appointments (Not Started)**

Description:  
Importance of follow up appointment with the health care provider who will provide diabetes care after discharge.

Learner Not documented in this visit.  
Progress:

**Point: Sick Day (Not Started)**

Description:  
Sick day management

Learner Not documented in this visit.  
Progress:

**Point: Insulin Administration (if applicable) (Not Started)**

Description:  
Insulin administration and proper use and disposal of needles and syringes. How to schedule outpatient diabetes education. Review self-monitoring of blood glucose and home blood glucose goals.

Learner Not documented in this visit.  
Progress:

**Point: Hyperglycemia (Not Started)**

Description:  
Definition, recognition, treatment and prevention of hyperglycemia.

Learner Not documented in this visit.  
Progress:

**Point: Hypoglycemia (Not Started)**

Description:  
Definition, recognition, treatment and prevention of hypoglycemia.

Learner Not documented in this visit.  
Progress:

**Point: Glucose Lowering Medications (Not Started)**

Description:  
When and how to take blood glucose-lowering medications.

Learner Not documented in this visit.  
Progress:

**Topic: Diabetes Zones for Management (Not Started)**

**Point: Diabetes Zones for Management reviewed (Not Started)**

Description:  
Diabetes Zones for Management reviewed.



WS Kennestone Hospital  
677 Church Street  
Marietta GA 30060-1101  
Inpatient Record

Maurice, Eugene George  
MRN: 561253820, DOB: 1/2/1949, Sex: M  
Adm: 6/17/2018, D/C: 6/21/2018

---

**Patient Education (continued)**

---

**Education (continued)**

---

Learner Not documented in this visit.  
Progress:

**Point: Diabetes Zones for Management handout provided (Not Started)**

---

Description:  
Diabetes Zones for Management handout provided.

Learner Not documented in this visit.  
Progress:

**Title: WS Cardiac Rehab (Resolved)**

---

**Topic: PCI (Resolved)**

---

**Point: Books/Educational Material (Resolved)**

---

Description:  
Current standardized written information provided specific to diagnosis, recovery, disease progression and prevention.

Learner Not documented in this visit.  
Progress:

**Point: Exercise (Resolved)**

---

Description:  
Information regarding the benefits of exercise provided. Exercise guidelines provided for initial recovery from acute heart event and long term goals of exercise.

Learner Not documented in this visit.  
Progress:

**Point: Medications (Resolved)**

---

Description:  
Medication compliance encouraged. Organization tools discussed and medication information and resources provided.

Learner Not documented in this visit.  
Progress:

**Point: Risk Factors (Resolved)**

---

Description:  
Written and verbal information provided on modifiable and non-modifiable factors associated with increased risk of heart disease and stroke.

Learner Not documented in this visit.  
Progress:

**Point: Activity guidelines (Resolved)**

---

Description:  
Appropriate activity and/or limitations for diagnosis specific recovery provided.

Learner Not documented in this visit.  
Progress:

**Point: Signs/symptoms/activate EMS (Resolved)**

---

Description:  
Information provided on the signs and symptoms which commonly occur with a heart attack or stroke. Emphasis placed on appropriate activation of EMS with recognition of signs and symptoms.

Learner Not documented in this visit.  
Progress:

**Point: Cardiac Rehab participation/location options (Resolved)**

---

Description:  
Cardiac rehabilitation benefits highlighted and participation encouraged.



WS Kennestone Hospital  
677 Church Street  
Marietta GA 30060-1101  
Inpatient Record

Maurice, Eugene George  
MRN: 561253820, DOB: 1/2/1949, Sex: M  
Adm: 6/17/2018, D/C: 6/21/2018

**Patient Education (continued)**

**Education (continued)**

Learner Not documented in this visit.  
Progress:

**Point: Cardiac Diet/low fat/low sodium (Resolved)**

Description:  
American Heart Association guidelines provided for a reduced fat and reduced sodium diet.

Learner Not documented in this visit.  
Progress:

**Point: Endocarditis education/card (Resolved)**

Description:  
Written and verbal instruction provided on endocarditis prevention. Temporary Valve card provided.

Learner Not documented in this visit.  
Progress:

**Point: Outpatient education classes/Heart Smart/Device Advice/Heart of the Matter (Resolved)**

Description:  
Description and registration details of outpatient education classes provided. Participation encouraged.

Learner Not documented in this visit.  
Progress:

**Title: Cardiac Arrhythmia (MCB) (Not Started)**

**Topic: Treatment for Atrial Fibrillation/Atrial Flutter (MCB) (Not Started)**

**Point: Chemical cardioversion (MCB) (Not Started)**

Description:  
Provide written education on why and how a chemical cardioversion is done. As well as associated risks.

Patient Friendly Description:  
Why and how a chemical cardioversion is done and associated risks.

Learner Not documented in this visit.  
Progress:

**Point: Electrical cardioversion (MCB) (Not Started)**

Description:  
Provide written education on why and how an electrical cardioversion is done. As well as associated risks.

Patient Friendly Description:  
Why and how an electrical cardioversion is done and associated risks.

Learner Not documented in this visit.  
Progress:

**Point: Ablation (MCB) (Not Started)**

Description:  
Provide written education on the catheter ablation procedure and discharge instructions.

Patient Friendly Description:  
How an ablation is done, and what to do after the procedure.

Learner Not documented in this visit.  
Progress:

**Topic: Prevention/Discharge (MCB) (Not Started)**

**Point: Anticoagulation (MCB) (Not Started)**

Description:  
Provide written education on anticoagulation use including contraindications, side effects, interactions, and medication safety.

Patient Friendly Description:  
Information on taking blood thinners safely.





**Patient Education (continued)**

**Education (continued)**

Learner Not documented in this visit.  
 Progress:

**Point: Discharge with A Fib/Flutter (MCB) (Not Started)**

Description:  
 Provide written education on treatment options, home care, and follow up care for discharging with atrial fibrillation.

Patient Friendly Description:  
 Information on treatment options, home care, and when to call your healthcare provider after going home with atrial fibrillation/flutter.

Learner Not documented in this visit.  
 Progress:

**Point: Atrial fib/flutter: stroke prevention (MCB) (Not Started)**

Description:  
 "Provide written education on risk factors, medication, and prevention of A. Fib.  
 Hyperlink education materials provided to patient/family/caregiver. "

Patient Friendly Description:  
 Preventing stroke caused by A. Fib.

Learner Not documented in this visit.  
 Progress:

**Topic: What is atrial fibrillation/flutter (MCB) (Not Started)**

**Point: You have atrial fibrillation (MCB) (Not Started)**

Description:  
 Provide video education on the signs/symptoms of A. Fib, causes, medication(s), risk factors, prevention, and treatment.

Patient Friendly Description:  
 What to expect if you are diagnosed with A. Fib: causes, symptoms, and treatment.

Learner Not documented in this visit.  
 Progress:

**Point: You have Atrial Flutter (MCB) (Not Started)**

Description:  
 Provide written education on the signs/symptoms of A. Flutter, causes, medication(s), risk factors, prevention, and treatment.

Patient Friendly Description:  
 What to expect if you are diagnosed with A. Flutter: causes, symptoms, and treatment

Learner Not documented in this visit.  
 Progress:

**Title: MyChart Bedside Teaching completed (Not Started)**

**Points For This Title**

**Point: All MCB content reviewed with patient and teachback completed. The patient verbalized understanding. (Not Started)**

Description:  
 Go over all the Education for the patient in the Education activity. The Education that was provided to the patient via MCB was included as well as education that was noted within the Education activity as Education that was beneficial to the patient during this hospital stay.

Learner Not documented in this visit.  
 Progress:

**Title: Cardiac Surgery (Resolved)**

**Topic: PCI (Resolved)**

**Additional Points For This Title**

**Point: ACTIVITY (Resolved)**



WS Kennestone Hospital  
677 Church Street  
Marietta GA 30060-1101  
Inpatient Record

Maurice, Eugene George  
MRN: 561253820, DOB: 1/2/1949, Sex: M  
Adm: 6/17/2018, D/C: 6/21/2018

**Patient Education (continued)**

**Education (continued)**

Learner Not documented in this visit.  
Progress:

**Point: SIGNS AND SYMPTOMS/ACTIVATE EMS (Resolved)**

Learner Not documented in this visit.  
Progress:

**Point: BOOKS/EDUCATION MATERIAL (Resolved)**

Learner Not documented in this visit.  
Progress:

**Point: CARDIAC REHAB (Resolved)**

Learner Not documented in this visit.  
Progress:

**Point: DIET (Resolved)**

Learner Not documented in this visit.  
Progress:

**Point: EXERCISE (Resolved)**

Learner Not documented in this visit.  
Progress:

**Point: Medications (Resolved)**

Learner Not documented in this visit.  
Progress:

**Point: POST OP CARE (Resolved)**

Learner Not documented in this visit.  
Progress:

**Point: RISK FACTORS (Resolved)**

Learner Not documented in this visit.  
Progress:

**Title: Coronary Artery Disease (MCB) (Not Started)**

**Topic: WS Cardiac Rehabilitation for Arrhythmia (MCB)--This is CAD and AMI Cardiac Rehab Program Information for the Patient (Not Started)**

**Point: Exercise for a Healthier Heart (MCB) (Not Started)**

Description:  
Explain how exercising regularly offers many health rewards. Provide exercise tips to beginning a new exercise routine; Set Small goals and aim for 150 minutes a week.

Patient Friendly Description:  
This provides healthy heart tips on why exercise is important.

Learner Not documented in this visit.  
Progress:

**Point: WellStar Cardiac Rehabilitation Program (MCB) (Not Started)**

Description:  
At WellStar, our cardiac rehab patients are individually assessed to review medical history, evaluate risk factors, analyze functional abilities and set goals. Ongoing assessments are conducted to ensure patients are making progress toward their goals, educational needs are being met, and any problems or concerns are being addressed with the referring physician.

Patient Friendly Description:  
This will help you better understand Cardiac Rehabilitation. At WellStar, our cardiac rehab programs provide education, supervised exercise, lifestyle modification and emotional support to help patients increase physical fitness, reduce cardiac symptoms and improve health and wellbeing.

Learner Not documented in this visit.  
Progress:

**Point: Cardiac Rehabilitation: Emotional Issue (MCB) (Not Started)**



**Patient Education (continued)**

**Education (continued)**

Description:

Explain how having heart disease can be stressful. Encourage patient not to ignore feelings of sadness, worry, and depression. Patient should know when to ask for help and/or support.

Patient Friendly Description:

This will explain some emotional feelings related to heart disease.

Learner Not documented in this visit.

Progress:

**Topic: Heart Healthy Diet- DASH Diet (MCB) (Not Started)**

**Point: Eating Heart Healthy Food: Using DASH Plan (MCB) (Not Started)**

Description:

Review diet information and explain that eating a low salt, low fat and low cholesterol diet with plenty of fruits and vegetables can reduce risk of complications from CAD.

Patient Friendly Description:

This will help you follow a healthy eating plan that can reduce your risk of complications associated with Coronary Artery Disease.

Please watch video/read over the material and let anyone on your Care Team know if there are any questions by marking below.

If you understand all material, mark I understand below.

Learner Not documented in this visit.

Progress:

**Topic: Questions your patient may have for you (MCB) (Not Started)**

**Point: Questions your patient may have about the AMI (MCB) (Not Started)**

Description:

This is information about diet, exercise and medications for patients and it encourages them to ask staff questions.

Patient Friendly Description:

After reading this, you can write down any questions that you have for staff under the Notes section as a reference.

Learner Not documented in this visit.

Progress:

**Topic: Coronary Artery Disease (MCB) (Not Started)**

**Point: Recognizing signs and symptoms of Heart Disease (MCB) (Not Started)**

Description:

Provide written education on the signs/symptoms of CAD, causes, medication(s), risk factors, prevention and treatment.

Patient Friendly Description:

This will explain some of the causes of Coronary Artery Disease.

Learner Not documented in this visit.

Progress:

**Point: Understanding Coronary Artery Disease (MCB) (Not Started)**

Description:

Give patient written information on CAD. Explain the definition of CAD, causes, signs and symptoms.

Patient Friendly Description:

This will inform you of what to expect if you are diagnosed with Coronary Artery Disease (CAD).

Please watch video/read over the material and let anyone on your Care Team know if there are any questions by marking below.

If you understand all material, mark I understand below.

Learner Not documented in this visit.

Progress:

**Topic: Risk factors for Heart Disease (MCB) (Not Started)**

**Point: Tobacco/Smoking Cessation (MCB) (Not Started)**



**Patient Education (continued)**

**Education (continued)**

Description:

Give patient written information on Quitting Smoking

Educate the patient/family/caregiver on smoking cessation and smoking cessation programs offered in the community. Explain effects smoking and second hand smoke have on the body. Encourage the patient to ask people that smoke around him/her to smoke outside or in another room. Refer patient to Cardiopulmonary Rehabilitation, if applicable.

Patient Friendly Description:

This will give you some getting started tips to kick the smoking habit.

This will help you plan how to quit the smoking habit.

Learner Not documented in this visit.

Progress:

**Title: First-Dose Education (In Progress)**

**Points For This Title**

**Point: hydralazine HCl (Not Started)**

Description:

Instruct learners on name and purpose of medications and possible side effects. If appropriate, include food/drug interactions, reporting of efficacy, and symptoms to report.

Learner Not documented in this visit.

Progress:

**Point: iohexol (Not Started)**

Description:

Instruct learners on name and purpose of medications and possible side effects. If appropriate, include food/drug interactions, reporting of efficacy, and symptoms to report.

Learner Not documented in this visit.

Progress:

**Point: nitroglycerin (Not Started)**

Description:

Instruct learners on name and purpose of medications and possible side effects. If appropriate, include food/drug interactions, reporting of efficacy, and symptoms to report.

Learner Not documented in this visit.

Progress:

**Point: Ringer's solution, lactated (Not Started)**

Description:

Instruct learners on name and purpose of medications and possible side effects. If appropriate, include food/drug interactions, reporting of efficacy, and symptoms to report.

Learner Not documented in this visit.

Progress:

**Point: dextrose (Not Started)**

Description:

Instruct learners on name and purpose of medications and possible side effects. If appropriate, include food/drug interactions, reporting of efficacy, and symptoms to report.

Learner Not documented in this visit.

Progress:

**Point: dextrose 50 % in water (Not Started)**

Description:

Instruct learners on name and purpose of medications and possible side effects. If appropriate, include food/drug interactions, reporting of efficacy, and symptoms to report.

Learner Not documented in this visit.

Progress:





**Patient Education (continued)**

**Education (continued)**

**Point: calcium carbonate (Not Started)**

Description:

Instruct learners on name and purpose of medications and possible side effects. If appropriate, include food/drug interactions, reporting of efficacy, and symptoms to report.

Learner Not documented in this visit.  
Progress:

**Point: morphine sulfate (Not Started)**

Description:

Instruct learners on name and purpose of medications and possible side effects. If appropriate, include food/drug interactions, reporting of efficacy, and symptoms to report.

Learner Not documented in this visit.  
Progress:

**Point: hydrocodone/acetaminophen (Not Started)**

Description:

Instruct learners on name and purpose of medications and possible side effects. If appropriate, include food/drug interactions, reporting of efficacy, and symptoms to report.

Learner Not documented in this visit.  
Progress:

**Point: aspirin (Resolved)**

Description:

Instruct learners on name and purpose of medications and possible side effects. If appropriate, include food/drug interactions, reporting of efficacy, and symptoms to report.

Learner Not documented in this visit.  
Progress:

**Point: acetaminophen (Done)**

Description:

Instruct learners on name and purpose of medications and possible side effects. If appropriate, include food/drug interactions, reporting of efficacy, and symptoms to report.

**Learning Progress Summary**

Patient

Acceptance, Explanation, Verbalized Understanding by RM at 6/18/2018 0129

**Point: atropine sulfate (Resolved)**

Description:

Instruct learners on name and purpose of medications and possible side effects. If appropriate, include food/drug interactions, reporting of efficacy, and symptoms to report.

Learner Not documented in this visit.  
Progress:

**Point: labetalol HCl (Not Started)**

Description:

Instruct learners on name and purpose of medications and possible side effects. If appropriate, include food/drug interactions, reporting of efficacy, and symptoms to report.

Learner Not documented in this visit.  
Progress:

**Point: metoclopramide HCl (Not Started)**

Description:

Instruct learners on name and purpose of medications and possible side effects. If appropriate, include food/drug interactions, reporting of efficacy, and symptoms to report.



**Patient Education (continued)**

**Education (continued)**

Learner Not documented in this visit.  
 Progress:

**Point: furosemide (Not Started)**

Description:  
 Instruct learners on name and purpose of medications and possible side effects. If appropriate, include food/drug interactions, reporting of efficacy, and symptoms to report.

Learner Not documented in this visit.  
 Progress:

**Point: gentamicin sulfate (Not Started)**

Description:  
 Instruct learners on name and purpose of medications and possible side effects. If appropriate, include food/drug interactions, reporting of efficacy, and symptoms to report.

Learner Not documented in this visit.  
 Progress:

**Point: diphenhydramine HCl (Done)**

Description:  
 Instruct learners on name and purpose of medications and possible side effects. If appropriate, include food/drug interactions, reporting of efficacy, and symptoms to report.

**Learning Progress Summary**

**Patient** Acceptance, Explanation, Verbalized Understanding by RM at 6/18/2018 0129

**Point: 0.9 % sodium chloride (Done)**

Description:  
 Instruct learners on name and purpose of medications and possible side effects. If appropriate, include food/drug interactions, reporting of efficacy, and symptoms to report.

**Learning Progress Summary**

**Patient** Acceptance, Explanation, Verbalized Understanding by RM at 6/18/2018 2136  
 Acceptance, Explanation, Verbalized Understanding by RM at 6/18/2018 0129

**Point: piperacillin sodium/tazobactam (Done)**

Description:  
 Instruct learners on name and purpose of medications and possible side effects. If appropriate, include food/drug interactions, reporting of efficacy, and symptoms to report.

**Learning Progress Summary**

**Patient** Acceptance, Explanation, Verbalized Understanding by RM at 6/18/2018 0129

**Point: insulin lispro (Not Started)**

Description:  
 Instruct learners on name and purpose of medications and possible side effects. If appropriate, include food/drug interactions, reporting of efficacy, and symptoms to report.

Learner Not documented in this visit.  
 Progress:

**Point: ondansetron (Not Started)**

Description:  
 Instruct learners on name and purpose of medications and possible side effects. If appropriate, include food/drug interactions, reporting of efficacy, and symptoms to report.

Learner Not documented in this visit.  
 Progress:



WS Kennestone Hospital  
 677 Church Street  
 Marietta GA 30060-1101  
 Inpatient Record

Maurice, Eugene George  
 MRN: 561253820, DOB: 1/2/1949, Sex: M  
 Adm: 6/17/2018, D/C: 6/21/2018

**Patient Education (continued)**

**Education (continued)**

**Point: glucagon,human recombinant (Not Started)**

Description:

Instruct learners on name and purpose of medications and possible side effects. If appropriate, include food/drug interactions, reporting of efficacy, and symptoms to report.

Learner Not documented in this visit.

Progress:

**Point: gadobenate dimeglumine (Not Started)**

Description:

Instruct learners on name and purpose of medications and possible side effects. If appropriate, include food/drug interactions, reporting of efficacy, and symptoms to report.

Learner Not documented in this visit.

Progress:

**Point: pantoprazole sodium (Done)**

Description:

Instruct learners on name and purpose of medications and possible side effects. If appropriate, include food/drug interactions, reporting of efficacy, and symptoms to report.

**Learning Progress Summary**

**Patient**

Acceptance, Explanation, Verbalized Understanding by RM at 6/18/2018 2136

Acceptance, Explanation, Verbalized Understanding by RM at 6/18/2018 0129

**Point: polyethylene glycol 3350 (Not Started)**

Description:

Instruct learners on name and purpose of medications and possible side effects. If appropriate, include food/drug interactions, reporting of efficacy, and symptoms to report.

Learner Not documented in this visit.

Progress:

**Point: perflutren lipid microspheres (Not Started)**

Description:

Instruct learners on name and purpose of medications and possible side effects. If appropriate, include food/drug interactions, reporting of efficacy, and symptoms to report.

Learner Not documented in this visit.

Progress:

**Point: fentanyl citrate/PF (Not Started)**

Description:

Instruct learners on name and purpose of medications and possible side effects. If appropriate, include food/drug interactions, reporting of efficacy, and symptoms to report.

Learner Not documented in this visit.

Progress:

**Point: ondansetron HCl/PF (Not Started)**

Description:

Instruct learners on name and purpose of medications and possible side effects. If appropriate, include food/drug interactions, reporting of efficacy, and symptoms to report.

Learner Not documented in this visit.

Progress:

**Title: Congestive Heart Failure (MCB) (In Progress)**

**Topic: Psycho/Social/Spiritual Support (In Progress)**



WS Kennestone Hospital  
677 Church Street  
Marietta GA 30060-1101  
Inpatient Record

Maurice, Eugene George  
MRN: 561253820, DOB: 1/2/1949, Sex: M  
Adm: 6/17/2018, D/C: 6/21/2018

---

**Patient Education (continued)**

---

**Education (continued)**

---

**Point: Stress Management and Support Systems (Done)**

---

Description:

Explain the importance of stress management and support systems in diabetes management. Refer to WellStar diabetes support groups, social services, case management or spiritual care, if needed.

**Learning Progress Summary**

---

Patient

Acceptance, Explanation, Verbalized Understanding by RM at 6/18/2018 2136

**Point: Anxiety Reduction (Not Started)**

---

Description:

Explain the definition of anxiety, signs and symptoms, and examples of ways to reduce anxiety. Inform patient that Spiritual Care and Social Services are available.

Learner Not documented in this visit.  
Progress:

**Topic: Treatments/Procedures (MCB) (In Progress)**

---

**Point: Oxygen (Done)**

---

Description:

Educate patient/family/caregiver on why oxygen is needed and how it will be delivered (nasal cannula, mask, etc.). Instruct patient/family/caregiver that the patient should not be smoking while on oxygen.

**Learning Progress Summary**

---

Patient

Acceptance, Explanation, Verbalized Understanding by RM at 6/18/2018 2136

**Point: Medical Equipment (Not Started)**

---

Description:

Educate patient/family/caregiver on use of medical equipment and provide educational materials.

Learner Not documented in this visit.  
Progress:

**Point: Introduction to Heart Failure (MCB) (Not Started)**

---

Description:

Give patient written information on congestive heart failure. Explain the definition of CHF, causes, signs and symptoms, expected length of stay and criteria for discharge.

Patient Friendly Description:

This will inform you of what to expect if you are diagnosed with heart failure.

You will be receiving the Congestive Heart Failure red booklet.

Please watch video/read over the material and let anyone on your Care Team know if there are any questions by marking below.

If you understand all material, mark I understand below.

Learner Not documented in this visit.  
Progress:

**Point: Echocardiogram (Not Started)**

---

Description:

Educate patient/family/caregiver on echocardiograms, to include: what the test is, how the test will be performed, and what to expect during the test.

Learner Not documented in this visit.  
Progress:

**Topic: Pain Management (Done)**

---

**Point: Pain Medication Actions & Side Effects (Done)**

---





**Patient Education (continued)**

**Education (continued)**

Description:  
 Provide medication specific handouts when available.

**Learning Progress Summary**

|                |   |
|----------------|---|
| <b>Patient</b> | Acceptance, Explanation, Verbalized Understanding by RM at 6/18/2018 2136 |
|                | Acceptance, Explanation, Verbalized Understanding by RM at 6/18/2018 0129 |

**Point: Pain Rating Scale (Done)**

Description:  
 Provide patient with information on the Pain Rating Scale. Explain the rating scale of 0 to 10.

**Learning Progress Summary**

|                |   |
|----------------|---|
| <b>Patient</b> | Acceptance, Explanation, Verbalized Understanding by RM at 6/18/2018 2136 |
|                | Acceptance, Explanation, Verbalized Understanding by RM at 6/18/2018 0129 |

**Point: Non-Pharmacological Comfort Measures (Done)**

Description:  
 Explain there are other ways of controlling pain than medication. The following are suggestions: position change, aromatherapy, deep slow breathing, distraction, quiet environment, imagery, heat therapy and/or cold therapy, laughter, massage, music, physical therapy, and touch therapy.

**Learning Progress Summary**

|                |   |
|----------------|---|
| <b>Patient</b> | Acceptance, Explanation, Verbalized Understanding by RM at 6/18/2018 2136 |
|                | Acceptance, Explanation, Verbalized Understanding by RM at 6/18/2018 0129 |

**Topic: Self Care (MCB) (In Progress)**

**Point: Eating well with High Blood Pressure (MCB) (Not Started)**

Description:  
 Information provided to patient to explain what their diet should consist of when they have Heart Failure.

Patient Friendly Description:  
 This will help you make heart healthy eating choices if you have a diagnosis with heart failure.

Learner Not documented in this visit.  
 Progress:

**Point: Heart Failure: Being Active (MCB) (Not Started)**

Description:  
 Explain to the patient how to be active with heart failure.

Patient Friendly Description:  
 This will explain how to safely be active with heart failure.

Learner Not documented in this visit.  
 Progress:

**Point: Heart Failure: Dealing with Sleep problems (MCB) (Not Started)**

Description:  
 Provide tips and ideas to help patient sleep better.

Patient Friendly Description:  
 This will provide tips on sleeping better with heart failure.

Learner Not documented in this visit.  
 Progress:

**Point: Heart Failure: Know your Baselines (MCB) (Not Started)**

Description:  
 Explain to patient how to identify their baseline and recognize changes.

Patient Friendly Description:  
 This will help you understand what's normal for you and how to watch for changes.



WS Kennestone Hospital  
 677 Church Street  
 Marietta GA 30060-1101  
 Inpatient Record

Maurice, Eugene George  
 MRN: 561253820, DOB: 1/2/1949, Sex: M  
 Adm: 6/17/2018, D/C: 6/21/2018

**Patient Education (continued)**

**Education (continued)**

Learner Not documented in this visit.  
 Progress:

**Point: Heart Failure : Know your Zones (Not Started)**

Description:  
 Review heart failure zones with patient and educate them on how to know which zone they are in each day.

Learner Not documented in this visit.  
 Progress:

**Point: Dealing with Heart Failure: Helping the patient cope (MCB) (Not Started)**

Learner Not documented in this visit.  
 Progress:

**Point: Daily Weights (MCB) (Done)**

Description:  
 Give written information about daily weights. Instruct the patient to weigh on the same scale every day at the same time, wearing the same amount of clothing. Explain why it is important to check weight. Inform the patient that gaining weight from fluid build up may be an early sign that heart failure is getting worse. The patient should call a care provider if there is a weight gain of more than 2-3 pounds in one day or 4-5 pounds in five days.

Patient Friendly Description:  
 Information on the importance of Daily weights.

**Learning Progress Summary**

|                |   |
|----------------|---|
| <b>Patient</b> | Acceptance, Explanation, Verbalized Understanding by RM at 6/18/2018 2136 |
|----------------|---|

**Point: How to check your Heart Rate and Blood Pressure (MCB) (Not Started)**

Description:  
 Give patient written information on how to take a pulse. Explain the definition of a pulse, normal range, reason for taking a pulse, where pulses can be found. Demonstrate how to find a pulse. Once found, instruct the patient to count the beats for a full minute. Tell the patient to keep a record of the pulse rate, date and time taken, which site (right/left, wrist/neck) and strength of beats (weak, strong or missing beats).

Patient Friendly Description:  
 This will explain the importance of understanding your vital signs and show you how to take them.

Learner Not documented in this visit.  
 Progress:

**Topic: WellStar Cardiac Rehabilitation (MCB) (Not Started)**

**Point: Exercise for a Healthier Heart (MCB) (Not Started)**

Description:  
 Explain how exercising regularly offers many health rewards. Provide exercise tips to beginning a new exercise routine; Set Small goals and aim for 150 minutes a week.

Patient Friendly Description:  
 This provides healthy heart tips on why exercise is important.

Learner Not documented in this visit.  
 Progress:

**Point: WellStar Cardiac Rehabilitation Program (MCB) (Not Started)**

Description:  
 At WellStar, our cardiac rehab patients are individually assessed to review medical history, evaluate risk factors, analyze functional abilities and set goals. Ongoing assessments are conducted to ensure patients are making progress toward their goals, educational needs are being met, and any problems or concerns are being addressed with the referring physician.

Patient Friendly Description:  
 This will help you better understand Cardiac Rehabilitation. At WellStar, our cardiac rehab programs provide education, supervised exercise, lifestyle modification and emotional support to help patients increase physical fitness, reduce cardiac symptoms and improve health and wellbeing.

Learner Not documented in this visit.  
 Progress:

**Topic: Review Plan of Care (In Progress)**



**Patient Education (continued)**

**Education (continued)**

**Point: Review Plan of Care - Day 5 (Not Started)**

Description:

Review plan of care including provider roles, health history, IV and medications, labs and tests, and discharge planning. Take extra time to reiterate to patient that he/she may ask questions at any time and should always let staff know if he/she is having difficulty breathing, pain or any discomfort at any time.

Learner Not documented in this visit.

Progress:

**Point: Review Plan of Care - Day 1 (Done)**

Description:

Review plan of care including provider roles, health history, IV and medications, labs and tests, and discharge planning. Take extra time to reiterate to patient that he/she may ask questions at any time and should always let staff know if he/she is having difficulty breathing, pain or any discomfort at any time.

**Learning Progress Summary**

Patient

Acceptance, Explanation, Verbalized Understanding by RM at 6/18/2018 0129

**Point: Review Plan of Care - Day 2 (Done)**

Description:

Review plan of care including provider roles, health history, IV and medications, labs and tests, and discharge planning. Take extra time to reiterate to patient that he/she may ask questions at any time and should always let staff know if he/she is having difficulty breathing, pain or any discomfort at any time.

**Learning Progress Summary**

Patient

Acceptance, Explanation, Verbalized Understanding by RM at 6/18/2018 2136

**Point: Review Plan of Care - Day 3 (Not Started)**

Description:

Review plan of care including provider roles, health history, IV and medications, labs and tests, and discharge planning. Take extra time to reiterate to patient that he/she may ask questions at any time and should always let staff know if he/she is having difficulty breathing, pain or any discomfort at any time.

Learner Not documented in this visit.

Progress:

**Point: Review Plan of Care - Day 4 (Not Started)**

Description:

Review plan of care including provider roles, health history, IV and medications, labs and tests, and discharge planning. Take extra time to reiterate to patient that he/she may ask questions at any time and should always let staff know if he/she is having difficulty breathing, pain or any discomfort at any time.

Learner Not documented in this visit.

Progress:

**Topic: Medications (MCB) (In Progress)**

**Point: Heart Failure Medications (MCB) (Not Started)**

Description:

Educate patient on the drug type, purpose for medication, and common side effects.

Educate patient on Prescribed Medications

Patient Friendly Description:

This will inform you of medications that you may be taking if you are diagnosed with Heart Failure.

Learner Not documented in this visit.

Progress:

**Point: ACE Inhibitors (Not Started)**



WS Kennestone Hospital  
677 Church Street  
Marietta GA 30060-1101  
Inpatient Record

Maurice, Eugene George  
MRN: 561253820, DOB: 1/2/1949, Sex: M  
Adm: 6/17/2018, D/C: 6/21/2018

---

**Patient Education (continued)**

---

**Education (continued)**

---

Description:

Educate patient/family/caregiver on the ACE Inhibitor prescribed and provide educational materials. Explain the action of medication, reason for taking, side effects, signs of allergic reaction, and when the physician should be called. Reinforce that this medication should be taken exactly as the physician has prescribed.

Learner Not documented in this visit.  
Progress:

**Point: Angiotensin II Receptor Blockers (Not Started)**

---

Description:

Educate patient/family/caregiver on the Angiotensin II Receptor Blockers prescribed and provide educational materials. Explain the action of medication, reason for taking, side effects, signs of allergic reaction, and when the physician should be called. Reinforce that this medication should be taken exactly as the physician has prescribed.

Learner Not documented in this visit.  
Progress:

**Point: Aspirin (Not Started)**

---

Description:

Give patient written information on Aspirin. Explain the action of medication, reason for taking, side effects, signs of allergic reaction, and when the doctor should be called. Reinforce that this medication should be taken exactly as the doctor has prescribed.

Learner Not documented in this visit.  
Progress:

**Point: Beta Blockers (Not Started)**

---

Description:

Educate patient/family/caregiver on the Beta Blocker prescribed and provide educational materials. Explain the action of medication, reason for taking, side effects, signs of allergic reaction, and when the physician should be called. Reinforce that this medication should be taken exactly as the physician has prescribed.

Learner Not documented in this visit.  
Progress:

**Point: Digoxin (Not Started)**

---

Description:

Educate patient/family/caregiver on Digoxin and provide educational materials. Explain the action of medication, reason for taking, side effects, signs of allergic reaction, and when the physician should be called. Reinforce that this medication should be taken exactly as the physician has prescribed. The physician will order a blood test to monitor the concentration of the drug in the patient's blood. The dose of this medication may be changed according to the results of this test.

Learner Not documented in this visit.  
Progress:

**Point: Diuretics (Done)**

---

Description:

Educate patient/family/caregiver on the Diuretic prescribed and provide educational materials. Explain the action of medication, reason for taking, side effects, signs of allergic reaction, and when the physician should be called. Reinforce that this medication should be taken exactly as the physician has prescribed.

**Learning Progress Summary**

---

Patient

Acceptance, Explanation, Verbalized Understanding by RM at 6/18/2018 0129

**Point: Inotropes (Not Started)**

---

Description:

Educate patient/family/caregiver on the Inotropes prescribed and provide educational materials. Explain the action of medication, reason for taking, side effects, signs of allergic reaction, and when the physician should be called. Reinforce that this medication should be taken exactly as the physician has prescribed.

Learner Not documented in this visit.  
Progress:

**Point: Vasodilators (Not Started)**

---



---

**Patient Education (continued)**

---

**Education (continued)**

---

Description:

Educate patient/family/caregiver on the Vasodilator prescribed and provide educational materials. Explain the action of medication, reason for taking, side effects, signs of allergic reaction, and when the physician should be called. Reinforce that this medication should be taken exactly as the physician has prescribed.

Learner Not documented in this visit.

Progress:

---

**Topic: Prevention / Discharge (MCB) (Not Started)**

---

**Point: Community Resources (Not Started)**

---

Description:

Give written information on available community resources. Refer to Social Services or Case Management, if needed.

Learner Not documented in this visit.

Progress:

---

**Point: Home Health Care Services (Not Started)**

---

Description:

Give patient written information on Home Health Care Services that have been arranged. Review the role of the home care nurse and when to expect the first visit. Refer to Case Management or Social Services, if needed.

Learner Not documented in this visit.

Progress:

---

**Point: Follow-up Appointments (Not Started)**

---

Description:

Give the patient/family written information on their next appointment and when to make follow-up appointments. Reinforce importance of making and keeping the appointments. If appointments were made during the visit, give the patient a written reminder of the time and location.

Learner Not documented in this visit.

Progress:

---

**Point: Influenza Vaccine (Not Started)**

---

Description:

Educate the patient/family/caregiver on obtaining a yearly influenza vaccine.

Learner Not documented in this visit.

Progress:

---

**Point: Discharge Medications (Not Started)**

---

Description:

Ensure that there are no barriers to obtain medications prior to discharge. Notify Care Coordination if there are any needs for additional resources prior to discharging the patient.

Learner Not documented in this visit.

Progress:

---

**Point: When to Call the Doctor (MCB) (Not Started)**

---

Description:

Provide written documentation instructing the patient to call the doctor if the patient has:

1. Ankles and legs that become more swollen.
2. Shoes and socks that get tight suddenly.
3. Shortness of breath that does not go away with rest.
4. Weight gain of 2 - 3 pounds in one day.
5. Weight gain of 4 - 5 pounds in one week.
6. No energy for normal activities.
7. Dizziness or weakness.
8. Yellowish or blue green vision.
9. Heartbeat changes (feels like a butterfly in the chest).
10. Chest pain.
11. Blurred vision.
12. Passing out.
13. Cough that does not go away.



**Patient Education (continued)**

**Education (continued)**

Patient Friendly Description:  
Heart Failure symptoms to know and when to call your healthcare provider.  
Lifestyle changes to help you feel and live better with Heart Failure.  
Learner Not documented in this visit.  
Progress:

**Point: Review Discharge Plan (Not Started)**

Description:  
Review the discharge plan with patient and primary care giver including: diet, activity, medications, and special precautions. Refer to Case Management, if needed.

Learner Not documented in this visit.  
Progress:

**Point: Smoking Cessation (Not Started)**

Description:  
Educate the patient/family/caregiver on smoking cessation and smoking cessation programs offered in the community. Explain effects smoking and second hand smoke have on the body. Encourage the patient to ask people that smoke around him/her to smoke outside or in another room. Refer patient to Cardiopulmonary Rehabilitation, if applicable.

Learner Not documented in this visit.  
Progress:

**Point: Diet Instructions for CHF Prevention (Not Started)**

Description:  
Review diet information and explain that eating a low fat and low cholesterol diet with plenty of fruits and vegetables can reduce their chance of suffering a future heart attack.

Learner Not documented in this visit.  
Progress:

**Topic: Heart Failure Discharge Instructions (Not Started)**

**Point: Follow-up Appointments (Not Started)**

Description:  
Give the patient/family written information on their next appointment and when to make follow-up appointments. Reinforce importance of making and keeping the appointments. If appointments were made during the visit, give the patient a written reminder of the time and location.

Learner Not documented in this visit.  
Progress:

**Point: Daily Weights (MCB) (Not Started)**

Description:  
Give written information about daily weights. Instruct the patient to weigh on the same scale every day at the same time, wearing the same amount of clothing. Explain why it is important to check weight. Inform the patient that gaining weight from fluid build up may be an early sign that heart failure is getting worse. The patient should call a care provider if there is a weight gain of more than 2-3 pounds in one day or 4-5 pounds in five days.

Patient Friendly Description:  
Information on the importance of Daily weights.  
Learner Not documented in this visit.  
Progress:

**Point: When to Call the Doctor (MCB) (Not Started)**

Description:  
Provide written documentation instructing the patient to call the doctor if the patient has:

1. Ankles and legs that become more swollen.
2. Shoes and socks that get tight suddenly.
3. Shortness of breath that does not go away with rest.
4. Weight gain of 2 - 3 pounds in one day.
5. Weight gain of 4 - 5 pounds in one week.
6. No energy for normal activities.
7. Dizziness or weakness.
8. Yellowish or blue green vision.
9. Heartbeat changes (feels like a butterfly in the chest).
10. Chest pain.
11. Blurred vision.



---

**Patient Education (continued)**

---

**Education (continued)**

---

- 12. Passing out.
- 13. Cough that does not go away.

Patient Friendly Description:  
Heart Failure symptoms to know and when to call your healthcare provider.  
Lifestyle changes to help you feel and live better with Heart Failure.  
Learner Not documented in this visit.  
Progress:

**Point: Review Discharge Plan (Not Started)**

---

Description:  
Review the discharge plan with patient and primary care giver including: diet, activity, medications, and special precautions. Refer to Case Management, if needed.

Learner Not documented in this visit.  
Progress:

**Point: Diet Instructions for CHF Prevention (Not Started)**

---

Description:  
Review diet information and explain that eating a low fat and low cholesterol diet with plenty of fruits and vegetables can reduce their chance of suffering a future heart attack.

Learner Not documented in this visit.  
Progress:

**Title: General Patient Education (MCB) (Done)**

---

**Topic: Psycho/Social/Spiritual Support (Done)**

---

**Point: Coping Mechanisms (Resolved)**

---

Description:  
Help patient identify healthy coping mechanisms. Refer to Social Service, Case Management, or Spiritual Care, if needed.

Learner Not documented in this visit.  
Progress:

**Point: Support Systems (Resolved)**

---

Description:  
Help patient identify available support systems. Refer to Social Service, Case Management, or Spiritual Care, if needed.

Learner Not documented in this visit.  
Progress:

**Point: Spiritual/Emotional Needs (Resolved)**

---

Description:  
Offer resources to meet spiritual/emotional needs. Refer to Spiritual Care, if needed.

Learner Not documented in this visit.  
Progress:

**Point: Stress Management and Support Systems (Done)**

---

Description:  
Explain the importance of stress management and support systems in diabetes management. Refer to WellStar diabetes support groups, social services, case management or spiritual care, if needed.



**Patient Education (continued)**

**Education (continued)**

**Learning Progress Summary**

|                |   |
|----------------|---|
| <b>Patient</b> | Acceptance, Explanation, Verbalized Understanding by TS at 6/20/2018 2357 |
|                | Acceptance, Explanation, Verbalized Understanding by DG at 6/20/2018 1300 |
|                | Eager, Explanation, Verbalized Understanding by EE at 6/19/2018 2234      |
|                | Acceptance, Explanation, Needs Reinforcement by JI at 6/19/2018 1007      |
|                | Eager, Explanation, Verbalized Understanding by JI at 6/18/2018 1242      |
|                | Acceptance, Explanation, Verbalized Understanding by RM at 6/18/2018 0129 |
| <b>Family</b>  | Eager, Explanation, Verbalized Understanding by JI at 6/18/2018 1242      |

**Point: Anxiety Reduction (Done)**

Description:  
Explain the definition of anxiety, signs and symptoms, and examples of ways to reduce anxiety. Inform patient that Spiritual Care and Social Services are available.

**Learning Progress Summary**

|                |   |
|----------------|---|
| <b>Patient</b> | Acceptance, Explanation, Verbalized Understanding by TS at 6/20/2018 2357 |
|                | Acceptance, Explanation, Verbalized Understanding by DG at 6/20/2018 1300 |
|                | Eager, Explanation, Verbalized Understanding by EE at 6/19/2018 2234      |
|                | Acceptance, Explanation, Needs Reinforcement by JI at 6/19/2018 1007      |
|                | Eager, Explanation, Verbalized Understanding by JI at 6/18/2018 1242      |
|                | Acceptance, Explanation, Verbalized Understanding by RM at 6/18/2018 0129 |
| <b>Family</b>  | Eager, Explanation, Verbalized Understanding by JI at 6/18/2018 1242      |

**Topic: Pain Management (MCB) (Done)**

**Point: Encourage Patient to Monitor Own Pain (Done)**

Description:  
Provide patient with information on the Pain Rating Scale. Explain the rating scale of 0 to 10.

**Learning Progress Summary**

|                |   |
|----------------|---|
| <b>Patient</b> | Acceptance, Explanation, Verbalized Understanding by TS at 6/20/2018 2357 |
|                | Acceptance, Explanation, Verbalized Understanding by DG at 6/20/2018 1300 |
|                | Eager, Explanation, Verbalized Understanding by EE at 6/19/2018 2234      |
|                | Acceptance, Explanation, Needs Reinforcement by JI at 6/19/2018 1007      |
|                | Eager, Explanation, Verbalized Understanding by JI at 6/18/2018 1242      |
|                | Acceptance, Explanation, Verbalized Understanding by RM at 6/18/2018 0129 |
| <b>Family</b>  | Eager, Explanation, Verbalized Understanding by JI at 6/18/2018 1242      |

**Point: Discuss Significance of VAS Scores (Done)**

Description:  
Refer to rating score of 0-10.

**Learning Progress Summary**

|                |   |
|----------------|---|
| <b>Patient</b> | Acceptance, Explanation, Verbalized Understanding by TS at 6/20/2018 2357 |
|                | Acceptance, Explanation, Verbalized Understanding by DG at 6/20/2018 1300 |
|                | Eager, Explanation, Verbalized Understanding by EE at 6/19/2018 2234      |
|                | Acceptance, Explanation, Needs Reinforcement by JI at 6/19/2018 1007      |
|                | Eager, Explanation, Verbalized Understanding by JI at 6/18/2018 1242      |
|                | Acceptance, Explanation, Verbalized Understanding by RM at 6/18/2018 0129 |
| <b>Family</b>  | Eager, Explanation, Verbalized Understanding by JI at 6/18/2018 1242      |

**Point: Discuss the Use of Pain Control Measures Before Pain Becomes Severe (MCB) (Done)**

Description:  
Take time to reiterate to patient that he/she should always let staff know if he/she is having difficulty breathing, pain or any discomfort at any time before pain becomes severe.

Patient Friendly Description:  
Please inform staff that if you are having any difficulty breathing, pain or any discomfort at any time before the pain gets severe.





**Patient Education (continued)**

**Education (continued)**

Please read over the items and let anyone on your Care Team know there are any questions about the material by marking below that "I HAVE QUESTIONS".

If once you have received the items and understand the material you can mark this as "I understand".

**Learning Progress Summary**

|                |   |
|----------------|---|
| <b>Patient</b> | Acceptance, Explanation, Verbalized Understanding by TS at 6/20/2018 2357 |
|                | Acceptance, Explanation, Verbalized Understanding by DG at 6/20/2018 1300 |
|                | Eager, Explanation, Verbalized Understanding by EE at 6/19/2018 2234      |
|                | Acceptance, Explanation, Needs Reinforcement by JI at 6/19/2018 1007      |
|                | Eager, Explanation, Verbalized Understanding by JI at 6/18/2018 1242      |
| <b>Family</b>  | Acceptance, Explanation, Verbalized Understanding by RM at 6/18/2018 0129 |
|                | Eager, Explanation, Verbalized Understanding by JI at 6/18/2018 1242      |

**Topic: Prevention (MCB) (Done)**

**Point: When to Call the Doctor (Done)**

Description:  
Educate patient/family/caregiver on when to call the doctor.

**Learning Progress Summary**

|                |   |
|----------------|---|
| <b>Patient</b> | Acceptance, Explanation, Verbalized Understanding by TS at 6/20/2018 2357 |
|                | Eager, Explanation, Verbalized Understanding by EE at 6/19/2018 2234      |
|                | Acceptance, Explanation, Needs Reinforcement by JI at 6/19/2018 1007      |
|                | Eager, Explanation, Verbalized Understanding by JI at 6/18/2018 1242      |
|                | Acceptance, Explanation, Verbalized Understanding by RM at 6/18/2018 0129 |
| <b>Family</b>  | Eager, Explanation, Verbalized Understanding by JI at 6/18/2018 1242      |

**Point: Protect Others from Infection (Done)**

Description:  
Educate patient/family/caregiver on respiratory hygiene and cough etiquette. To protect from further infection and to protect others from getting an infection, patient should cover nose and mouth with tissues when coughing. Encourage patient to place used tissues in a plastic bag that will not allow secretions to soak through. Patient should always wash his/her hands after using or handling used tissues.

**Learning Progress Summary**

|                |   |
|----------------|---|
| <b>Patient</b> | Acceptance, Explanation, Verbalized Understanding by TS at 6/20/2018 2357 |
|                | Eager, Explanation, Verbalized Understanding by EE at 6/19/2018 2234      |
|                | Acceptance, Explanation, Needs Reinforcement by JI at 6/19/2018 1007      |
|                | Eager, Explanation, Verbalized Understanding by JI at 6/18/2018 1242      |
|                | Acceptance, Explanation, Verbalized Understanding by RM at 6/18/2018 0129 |
| <b>Family</b>  | Eager, Explanation, Verbalized Understanding by JI at 6/18/2018 1242      |

**Point: Protect Yourself from Further Infection (MCB) (Done)**

Description:  
Educate patient/family/caregiver that because patient is in a weakened condition he/she needs to avoid others who are sick as to not acquire another illness. Family/caregiver should wear gloves, gown and face shield/eye protection.

Patient Friendly Description:  
Information on Flu.  
Information on Pneumonia and Pneumococcal Vaccination.

**Learning Progress Summary**

|                |   |
|----------------|---|
| <b>Patient</b> | Acceptance, Explanation, Verbalized Understanding by TS at 6/20/2018 2357 |
|                | Eager, Explanation, Verbalized Understanding by EE at 6/19/2018 2234      |
|                | Acceptance, Explanation, Needs Reinforcement by JI at 6/19/2018 1007      |
|                | Eager, Explanation, Verbalized Understanding by JI at 6/18/2018 1242      |
|                | Acceptance, Explanation, Verbalized Understanding by RM at 6/18/2018 0129 |
| <b>Family</b>  | Eager, Explanation, Verbalized Understanding by JI at 6/18/2018 1242      |



**Patient Education (continued)**

**Education (continued)**

**Point: Falls education, precautions, prevention at home and in the hospital (MCB) (Done)**

Description:

Patient was given information on preventing falls both while in the hospital and when they are at home.

Patient Friendly Description:

Things to help you prevent falls while you are in the hospital and when you are home.

**Learning Progress Summary**

|                |   |
|----------------|---|
| <b>Patient</b> | Acceptance, Explanation, Verbalized Understanding by TS at 6/20/2018 2357 |
|                | Eager, Explanation, Verbalized Understanding by EE at 6/19/2018 2234      |
|                | Acceptance, Explanation, Needs Reinforcement by JI at 6/19/2018 1007      |
|                | Eager, Explanation, Verbalized Understanding by JI at 6/18/2018 1242      |
|                | Acceptance, Explanation, Verbalized Understanding by RM at 6/18/2018 0129 |
| <b>Family</b>  | Eager, Explanation, Verbalized Understanding by JI at 6/18/2018 1242      |

**Point: Prevention Deep Vein Thrombosis after surgery (MCB) (Done)**

Description:

Educate patient/family/caregiver to prevent DVT and PE after Surgery

Patient Friendly Description:

In the days and weeks after surgery, you have a higher chance of developing a deep vein thrombosis (DVT).

This is a condition in which a blood clot or thrombus develops in a deep vein.

They are most common in the leg. But, a DVT may develop in an arm, or another deep vein in the body.

A piece of the clot, called an embolus, can separate from the vein and travel to the lungs.

A blood clot in the lungs is called a pulmonary embolus (PE).

This can cut off the flow of blood to the lungs.

It is a medical emergency and may cause death.

**Learning Progress Summary**

|                |   |
|----------------|---|
| <b>Patient</b> | Acceptance, Explanation, Verbalized Understanding by TS at 6/20/2018 2357 |
|                | Eager, Explanation, Verbalized Understanding by EE at 6/19/2018 2234      |
|                | Acceptance, Explanation, Needs Reinforcement by JI at 6/19/2018 1007      |
|                | Eager, Explanation, Verbalized Understanding by JI at 6/18/2018 1242      |
|                | Acceptance, Explanation, Verbalized Understanding by RM at 6/18/2018 0129 |
| <b>Family</b>  | Eager, Explanation, Verbalized Understanding by JI at 6/18/2018 1242      |

**Point: Demonstrate Handwashing (MCB) (Done)**

Description:

Educate patient/family/caregiver on how to perform proper hand hygiene. Explain that hand washing is the single most important step in preventing the spread of germs. Have the patient/family/caregiver demonstrate proper hand washing technique using soap, water, friction, clean nails under running water, and dry hands on clean towel without touching dirty surfaces.

Patient Friendly Description:

This will explain the importance of washing and cleansing your hands to prevent infection.

**Learning Progress Summary**

|                |   |
|----------------|---|
| <b>Patient</b> | Acceptance, Explanation, Verbalized Understanding by TS at 6/20/2018 2357 |
|                | Eager, Explanation, Verbalized Understanding by EE at 6/19/2018 2234      |
|                | Acceptance, Explanation, Needs Reinforcement by JI at 6/19/2018 1007      |
|                | Eager, Explanation, Verbalized Understanding by JI at 6/18/2018 1242      |
|                | Acceptance, Explanation, Verbalized Understanding by RM at 6/18/2018 0129 |
| <b>Family</b>  | Eager, Explanation, Verbalized Understanding by JI at 6/18/2018 1242      |

**Topic: Self Care (MCB) (Done)**

**Point: General Self Care (Done)**

Description:

Instruct patient on self care needs. These may include: hygiene, how to take a blood pressure, how to change a dressing, etc.



**Patient Education (continued)**

**Education (continued)**

**Learning Progress Summary**

|                |   |
|----------------|---|
| <b>Patient</b> | Acceptance, Explanation, Verbalized Understanding by TS at 6/20/2018 2357 |
|                | Acceptance, Explanation, Verbalized Understanding by DG at 6/20/2018 1300 |
|                | Eager, Explanation, Verbalized Understanding by EE at 6/19/2018 2234      |
|                | Acceptance, Explanation, Needs Reinforcement by JI at 6/19/2018 1007      |
|                | Eager, Explanation, Verbalized Understanding by JI at 6/18/2018 1242      |
|                | Acceptance, Explanation, Verbalized Understanding by RM at 6/18/2018 0129 |
| <b>Family</b>  | Eager, Explanation, Verbalized Understanding by JI at 6/18/2018 1242      |

**Point: Demonstrate Handwashing (MCB) (Done)**

Description:  
Educate patient/family/caregiver on how to perform proper hand hygiene. Explain that hand washing is the single most important step in preventing the spread of germs. Have the patient/family/caregiver demonstrate proper hand washing technique using soap, water, friction, clean nails under running water, and dry hands on clean towel without touching dirty surfaces.

Patient Friendly Description:  
This will explain the importance of washing and cleansing your hands to prevent infection.

**Learning Progress Summary**

|                |   |
|----------------|---|
| <b>Patient</b> | Acceptance, Explanation, Verbalized Understanding by TS at 6/20/2018 2357 |
|                | Acceptance, Explanation, Verbalized Understanding by DG at 6/20/2018 1300 |
|                | Eager, Explanation, Verbalized Understanding by EE at 6/19/2018 2234      |
|                | Acceptance, Explanation, Needs Reinforcement by JI at 6/19/2018 1007      |
|                | Eager, Explanation, Verbalized Understanding by JI at 6/18/2018 1242      |
|                | Acceptance, Explanation, Verbalized Understanding by RM at 6/18/2018 0129 |
| <b>Family</b>  | Eager, Explanation, Verbalized Understanding by JI at 6/18/2018 1242      |

**Topic: Medications (MCB) (Done)**

**Point: Antibiotic Education (Done)**

Description:  
If an antibiotic was prescribed, educate patient/family/caregiver on the antibiotics prescribed. Explain how antibiotics work in the body. Explain the action of medication, reason for taking, side effects, signs of allergic reaction, and when the physician should be called. Reinforce that this medication should be taken exactly as the physician has prescribed

If a viral diagnosis was made, the patient/family was educated on their viral diagnosis and the reason for no antibiotic this visit.

**Learning Progress Summary**

|                |   |
|----------------|---|
| <b>Patient</b> | Acceptance, Explanation, Verbalized Understanding by TS at 6/20/2018 2357 |
|                | Eager, Explanation, Verbalized Understanding by EE at 6/19/2018 2234      |
|                | Acceptance, Explanation, Needs Reinforcement by JI at 6/19/2018 1007      |
|                | Eager, Explanation, Verbalized Understanding by JI at 6/18/2018 1242      |
|                | Acceptance, Explanation, Verbalized Understanding by RM at 6/18/2018 0129 |
| <b>Family</b>  | Eager, Explanation, Verbalized Understanding by JI at 6/18/2018 1242      |

**Point: Anticoagulant Therapy (Done)**

Description:  
1-Educate patient/family/caregiver on anticoagulant being prescribed and provide educational materials.  
2-Explain action of medication, reason for taking, and importance of adherence to correct medication dose and schedule,  
3-Explain potential for adverse drug reactions, signs of allergic reaction, potential for drug-drug and drug-food interactions, and when physician should be called.  
4-Reinforce that the medication should be taken exactly as the physician has prescribed.  
5-Explain importance of maintaining follow-up appointments and adhering to laboratory testing as prescribed by physician.  
6-Explain that the dose of the anticoagulant being prescribed may change depending on the results of the laboratory testing.





WS Kennestone Hospital  
 677 Church Street  
 Marietta GA 30060-1101  
 Inpatient Record

Maurice, Eugene George  
 MRN: 561253820, DOB: 1/2/1949, Sex: M  
 Adm: 6/17/2018, D/C: 6/21/2018

**Patient Education (continued)**

**Education (continued)**

**Learning Progress Summary**

|                |   |
|----------------|---|
| <b>Patient</b> | Acceptance, Explanation, Verbalized Understanding by TS at 6/20/2018 2357 |
|                | Eager, Explanation, Verbalized Understanding by EE at 6/19/2018 2234      |
|                | Acceptance, Explanation, Needs Reinforcement by JI at 6/19/2018 1007      |
|                | Eager, Explanation, Verbalized Understanding by JI at 6/18/2018 1242      |
|                | Acceptance, Explanation, Verbalized Understanding by RM at 6/18/2018 0129 |
| <b>Family</b>  | Eager, Explanation, Verbalized Understanding by JI at 6/18/2018 1242      |

**Point: Insulin (MCB) (Done)**

Description:

Educate patient/family/caregiver on the insulin prescribed. Explain how insulin works in the body. Explain the action of insulin, reason for taking, side effects, signs of allergic reaction and when physician should be called. Reinforce that insulin should be taken exactly as the physician has prescribed. Explain the proper storage of insulin, that extreme temperatures can damage insulin and never take insulin that has expired. Explain that the patient's primary care physician may change the dosage depending on the results of blood glucose tests and/or A1C level.

Patient Friendly Description:

This will inform you of why you are prescribed insulin if you have Diabetes Type II.

**Learning Progress Summary**

|                |   |
|----------------|---|
| <b>Patient</b> | Acceptance, Explanation, Verbalized Understanding by TS at 6/20/2018 2357 |
|                | Eager, Explanation, Verbalized Understanding by EE at 6/19/2018 2234      |
|                | Acceptance, Explanation, Needs Reinforcement by JI at 6/19/2018 1007      |
|                | Eager, Explanation, Verbalized Understanding by JI at 6/18/2018 1242      |
|                | Acceptance, Explanation, Verbalized Understanding by RM at 6/18/2018 0129 |
| <b>Family</b>  | Eager, Explanation, Verbalized Understanding by JI at 6/18/2018 1242      |

**Point: Hypoglycemic Agents (Done)**

Description:

Educate patient/family/caregiver on the oral and/or injectable hypoglycemic(s) prescribed. Explain the action of medication, reason for taking, side effects, signs of allergic reaction, as well as when the physician should be called. Reinforce that this medication(s) should be taken exactly as the physician has prescribed.

**Learning Progress Summary**

|                |   |
|----------------|---|
| <b>Patient</b> | Acceptance, Explanation, Verbalized Understanding by TS at 6/20/2018 2357 |
|                | Eager, Explanation, Verbalized Understanding by EE at 6/19/2018 2234      |
|                | Acceptance, Explanation, Needs Reinforcement by JI at 6/19/2018 1007      |
|                | Eager, Explanation, Verbalized Understanding by JI at 6/18/2018 1242      |
|                | Acceptance, Explanation, Verbalized Understanding by RM at 6/18/2018 0129 |
| <b>Family</b>  | Eager, Explanation, Verbalized Understanding by JI at 6/18/2018 1242      |

**Point: Non-Steroidal Anti-Inflammatory Drugs (Done)**

Description:

Educate patient/family/caregiver on the NSAID prescribed and provide educational materials. Explain the action of medication, reason for taking, side effects, signs of allergic reaction, and when the physician should be called. Reinforce that this medication should be taken exactly as the physician has prescribed.

**Learning Progress Summary**

|                |   |
|----------------|---|
| <b>Patient</b> | Acceptance, Explanation, Verbalized Understanding by TS at 6/20/2018 2357 |
|                | Eager, Explanation, Verbalized Understanding by EE at 6/19/2018 2234      |
|                | Acceptance, Explanation, Needs Reinforcement by JI at 6/19/2018 1007      |
|                | Eager, Explanation, Verbalized Understanding by JI at 6/18/2018 1242      |
|                | Acceptance, Explanation, Verbalized Understanding by RM at 6/18/2018 0129 |
| <b>Family</b>  | Eager, Explanation, Verbalized Understanding by JI at 6/18/2018 1242      |

**Point: Psychotropic Medications (Done)**

Description:

Educate patient/family/caregiver on the Psychotropic medication prescribed. Explain the action of medication, reason for taking, side effects, signs of allergic reaction, and when the physician should be called. Reinforce that this medication should be taken exactly as the physician has prescribed.





**Patient Education (continued)**

**Education (continued)**

**Learning Progress Summary**

|                |   |
|----------------|---|
| <b>Patient</b> | Acceptance, Explanation, Verbalized Understanding by TS at 6/20/2018 2357 |
|                | Eager, Explanation, Verbalized Understanding by EE at 6/19/2018 2234      |
|                | Acceptance, Explanation, Needs Reinforcement by JI at 6/19/2018 1007      |
|                | Eager, Explanation, Verbalized Understanding by JI at 6/18/2018 1242      |
|                | Acceptance, Explanation, Verbalized Understanding by RM at 6/18/2018 0129 |
| <b>Family</b>  | Eager, Explanation, Verbalized Understanding by JI at 6/18/2018 1242      |

**Point: ACE Inhibitors (Done)**

Description:  
 Educate patient/family/caregiver on the ACE Inhibitor prescribed and provide educational materials. Explain the action of medication, reason for taking, side effects, signs of allergic reaction, and when the physician should be called. Reinforce that this medication should be taken exactly as the physician has prescribed.

**Learning Progress Summary**

|                |   |
|----------------|---|
| <b>Patient</b> | Acceptance, Explanation, Verbalized Understanding by TS at 6/20/2018 2357 |
|                | Eager, Explanation, Verbalized Understanding by EE at 6/19/2018 2234      |
|                | Acceptance, Explanation, Needs Reinforcement by JI at 6/19/2018 1007      |
|                | Eager, Explanation, Verbalized Understanding by JI at 6/18/2018 1242      |
|                | Acceptance, Explanation, Verbalized Understanding by RM at 6/18/2018 0129 |
| <b>Family</b>  | Eager, Explanation, Verbalized Understanding by JI at 6/18/2018 1242      |

**Point: Angiotensin II Receptor Blockers (Done)**

Description:  
 Educate patient/family/caregiver on the Angiotensin II Receptor Blockers prescribed and provide educational materials. Explain the action of medication, reason for taking, side effects, signs of allergic reaction, and when the physician should be called. Reinforce that this medication should be taken exactly as the physician has prescribed.

**Learning Progress Summary**

|                |   |
|----------------|---|
| <b>Patient</b> | Acceptance, Explanation, Verbalized Understanding by TS at 6/20/2018 2357 |
|                | Eager, Explanation, Verbalized Understanding by EE at 6/19/2018 2234      |
|                | Acceptance, Explanation, Needs Reinforcement by JI at 6/19/2018 1007      |
|                | Eager, Explanation, Verbalized Understanding by JI at 6/18/2018 1242      |
|                | Acceptance, Explanation, Verbalized Understanding by RM at 6/18/2018 0129 |
| <b>Family</b>  | Eager, Explanation, Verbalized Understanding by JI at 6/18/2018 1242      |

**Point: Beta Blockers (Done)**

Description:  
 Educate patient/family/caregiver on the Beta Blocker prescribed and provide educational materials. Explain the action of medication, reason for taking, side effects, signs of allergic reaction, and when the physician should be called. Reinforce that this medication should be taken exactly as the physician has prescribed.

**Learning Progress Summary**

|                |   |
|----------------|---|
| <b>Patient</b> | Acceptance, Explanation, Verbalized Understanding by TS at 6/20/2018 2357 |
|                | Eager, Explanation, Verbalized Understanding by EE at 6/19/2018 2234      |
|                | Acceptance, Explanation, Needs Reinforcement by JI at 6/19/2018 1007      |
|                | Eager, Explanation, Verbalized Understanding by JI at 6/18/2018 1242      |
|                | Acceptance, Explanation, Verbalized Understanding by RM at 6/18/2018 0129 |
| <b>Family</b>  | Eager, Explanation, Verbalized Understanding by JI at 6/18/2018 1242      |

**Point: Digoxin (Done)**

Description:  
 Educate patient/family/caregiver on Digoxin and provide educational materials. Explain the action of medication, reason for taking, side effects, signs of allergic reaction, and when the physician should be called. Reinforce that this medication should be taken exactly as the physician has prescribed. The physician will order a blood test to monitor the concentration of the drug in the patient's blood. The dose of this medication may be changed according to the results of this test.



**Patient Education (continued)**

**Education (continued)**

**Learning Progress Summary**

|                |   |
|----------------|---|
| <b>Patient</b> | Acceptance, Explanation, Verbalized Understanding by TS at 6/20/2018 2357 |
|                | Eager, Explanation, Verbalized Understanding by EE at 6/19/2018 2234      |
|                | Acceptance, Explanation, Needs Reinforcement by JI at 6/19/2018 1007      |
|                | Eager, Explanation, Verbalized Understanding by JI at 6/18/2018 1242      |
|                | Acceptance, Explanation, Verbalized Understanding by RM at 6/18/2018 0129 |
| <b>Family</b>  | Eager, Explanation, Verbalized Understanding by JI at 6/18/2018 1242      |

**Point: Diuretics (Done)**

Description:  
 Educate patient/family/caregiver on the Diuretic prescribed and provide educational materials. Explain the action of medication, reason for taking, side effects, signs of allergic reaction, and when the physician should be called. Reinforce that this medication should be taken exactly as the physician has prescribed.

**Learning Progress Summary**

|                |   |
|----------------|---|
| <b>Patient</b> | Acceptance, Explanation, Verbalized Understanding by TS at 6/20/2018 2357 |
|                | Eager, Explanation, Verbalized Understanding by EE at 6/19/2018 2234      |
|                | Acceptance, Explanation, Needs Reinforcement by JI at 6/19/2018 1007      |
|                | Eager, Explanation, Verbalized Understanding by JI at 6/18/2018 1242      |
|                | Acceptance, Explanation, Verbalized Understanding by RM at 6/18/2018 0129 |
| <b>Family</b>  | Eager, Explanation, Verbalized Understanding by JI at 6/18/2018 1242      |

**Point: Inotropes (Done)**

Description:  
 Educate patient/family/caregiver on the Inotropes prescribed and provide educational materials. Explain the action of medication, reason for taking, side effects, signs of allergic reaction, and when the physician should be called. Reinforce that this medication should be taken exactly as the physician has prescribed.

**Learning Progress Summary**

|                |   |
|----------------|---|
| <b>Patient</b> | Acceptance, Explanation, Verbalized Understanding by TS at 6/20/2018 2357 |
|                | Eager, Explanation, Verbalized Understanding by EE at 6/19/2018 2234      |
|                | Acceptance, Explanation, Needs Reinforcement by JI at 6/19/2018 1007      |
|                | Eager, Explanation, Verbalized Understanding by JI at 6/18/2018 1242      |
|                | Acceptance, Explanation, Verbalized Understanding by RM at 6/18/2018 0129 |
| <b>Family</b>  | Eager, Explanation, Verbalized Understanding by JI at 6/18/2018 1242      |

**Point: Vasodilators (Done)**

Description:  
 Educate patient/family/caregiver on the Vasodilator prescribed and provide educational materials. Explain the action of medication, reason for taking, side effects, signs of allergic reaction, and when the physician should be called. Reinforce that this medication should be taken exactly as the physician has prescribed.

**Learning Progress Summary**

|                |   |
|----------------|---|
| <b>Patient</b> | Acceptance, Explanation, Verbalized Understanding by TS at 6/20/2018 2357 |
|                | Eager, Explanation, Verbalized Understanding by EE at 6/19/2018 2234      |
|                | Acceptance, Explanation, Needs Reinforcement by JI at 6/19/2018 1007      |
|                | Eager, Explanation, Verbalized Understanding by JI at 6/18/2018 1242      |
|                | Acceptance, Explanation, Verbalized Understanding by RM at 6/18/2018 0129 |
| <b>Family</b>  | Eager, Explanation, Verbalized Understanding by JI at 6/18/2018 1242      |

**Point: Antibiotics (Done)**

Description:  
 Educate patient/family/caregiver on the Antibiotics prescribed. Explain how antibiotics works in the body. Explain the action of medication, reason for taking, side effects, signs of allergic reaction, and when the physician should be called. Reinforce that this medication should be taken exactly as the physician has prescribed.



WS Kennestone Hospital  
 677 Church Street  
 Marietta GA 30060-1101  
 Inpatient Record

Maurice, Eugene George  
 MRN: 561253820, DOB: 1/2/1949, Sex: M  
 Adm: 6/17/2018, D/C: 6/21/2018

**Patient Education (continued)**

**Education (continued)**

**Learning Progress Summary**

|                |   |
|----------------|---|
| <b>Patient</b> | Acceptance, Explanation, Verbalized Understanding by TS at 6/20/2018 2357 |
|                | Eager, Explanation, Verbalized Understanding by EE at 6/19/2018 2234      |
|                | Acceptance, Explanation, Needs Reinforcement by JI at 6/19/2018 1007      |
|                | Eager, Explanation, Verbalized Understanding by JI at 6/18/2018 1242      |
|                | Acceptance, Explanation, Verbalized Understanding by RM at 6/18/2018 0129 |
| <b>Family</b>  | Eager, Explanation, Verbalized Understanding by JI at 6/18/2018 1242      |

**Point: Medication purpose, side effects, schedule, administration (MCB) (Done)**

Description:  
 Discussed purpose and possible side effects of medication.

**Learning Progress Summary**

|                |   |
|----------------|---|
| <b>Patient</b> | Acceptance, Explanation, Verbalized Understanding by TS at 6/20/2018 2357 |
|                | Eager, Explanation, Verbalized Understanding by EE at 6/19/2018 2234      |
|                | Acceptance, Explanation, Needs Reinforcement by JI at 6/19/2018 1007      |
|                | Eager, Explanation, Verbalized Understanding by JI at 6/18/2018 1242      |
|                | Acceptance, Explanation, Verbalized Understanding by RM at 6/18/2018 0129 |
| <b>Family</b>  | Eager, Explanation, Verbalized Understanding by JI at 6/18/2018 1242      |

**User Key**

| Initials | Effective Dates     | Name                      | Provider Type    | Discipline |
|----------|---------------------|---------------------------|------------------|------------|
| EE       | 12/06/13 - 11/27/18 | Emelin C Edang, RN        | Registered Nurse | Nurse      |
| RM       | 02/03/17 -          | Renata Marques-Bryant, RN | Registered Nurse | Nurse      |
| JI       | 02/03/17 -          | Janet Ian, RN             | Registered Nurse | Nurse      |
| DG       | 02/01/17 -          | Dolores Gervase, RN       | Registered Nurse | Nurse      |
| TS       | 09/07/17 - 11/27/18 | Tenikia Smith, RN         | Registered Nurse | Nurse      |

**All Flowsheets**





WS Kennestone Hospital  
677 Church Street  
Marietta GA 30060-1101  
Inpatient Record

Maurice, Eugene George  
MRN: 561253820, DOB: 1/2/1949, Sex: M  
Adm: 6/17/2018, D/C: 6/21/2018

**Flowsheets (all recorded)**

**Data**

| Row Name                              | 06/21/18 11:36:09                   | 06/21/18 0830         | 06/21/18 07:35:36                   | 06/21/18 0545   | 06/21/18 04:07:21                   |
|---------------------------------------|-------------------------------------|-----------------------|-------------------------------------|---|-------------------------------------|
| <b>Vitals</b>                         |                                     |                       |                                     |   |                                     |
| BP                                    | 123/59 -DI (r) CI (t)               | —                     | 137/64 -DI (r) CI (t)               | —   | 121/58 -DI (r) TW (t)               |
| Temp                                  | 98.5 °F (36.9 °C) -DI (r)<br>CI (t) | —                     | 98 °F (36.7 °C) -DI (r) CI<br>(t)   | —   | 98 °F (36.7 °C) -DI (r)<br>TW (t)   |
| Temp src                              | Oral -CI                            | —                     | Oral -CI                            | —   | Oral -TW                            |
| Pulse                                 | 60 -DI (r) CI (t)                   | —                     | 62 -DI (r) CI (t)                   | —   | 63 -DI (r) TW (t)                   |
| Resp                                  | 18 -CI                              | —                     | 18 -CI                              | —   | 18 -DI (r) TW (t)                   |
| SpO2                                  | 96 % -DI (r) CI (t)                 | —                     | 95 % -DI (r) CI (t)                 | —   | 93 % -DI (r) TW (t)                 |
| <b>Numeric Pain Intensity Scale 1</b> |                                     |                       |                                     |   |                                     |
| Numeric Pain Intensity Score 1        | —                                   | 0 -AM                 | —                                   | 0 -TS   | —                                   |
| Row Name                              | 06/20/18 23:57:07                   | 06/20/18 2133         | 06/20/18 19:43:22                   | 06/20/18 15:50:04   | 06/20/18 14:02:02                   |
| <b>Vitals</b>                         |                                     |                       |                                     |   |                                     |
| BP                                    | 124/53 -DI (r) TW (t)               | —                     | 113/55 -DI (r) TW (t)               | 154/80 -DI (r) LF (t)   | 104/66 -DI (r) LF (t)               |
| Temp                                  | 98.4 °F (36.9 °C) -DI (r)<br>TW (t) | —                     | 98.2 °F (36.8 °C) -DI (r)<br>TW (t) | 98.3 °F (36.8 °C) -DI (r)<br>LF (t)                                 | 98.2 °F (36.8 °C) -DI (r)<br>LF (t) |
| Temp src                              | Oral -TW                            | —                     | Oral -TW                            | —   | —                                   |
| Pulse                                 | 109 -DI (r) TW (t)                  | —                     | 66 -DI (r) TW (t)                   | 62 -DI (r) LF (t)   | 61 -DI (r) LF (t)                   |
| Resp                                  | 16 -DI (r) TW (t)                   | —                     | 16 -DI (r) TW (t)                   | 17 -DI (r) LF (t)   | —                                   |
| SpO2                                  | 93 % -DI (r) TW (t)                 | —                     | 93 % -DI (r) TW (t)                 | (l) 89 % -DI (r) LF (t)   | 92 % -DI (r) LF (t)                 |
| <b>Numeric Pain Intensity Scale 1</b> |                                     |                       |                                     |   |                                     |
| Numeric Pain Intensity Score 1        | —                                   | 0 -TS                 | —                                   | —   | —                                   |
| Row Name                              | 06/20/18 1000                       | 06/20/18 0909         | 06/20/18 0900                       | 06/20/18 0830   | 06/20/18 0800                       |
| <b>Vitals</b>                         |                                     |                       |                                     |   |                                     |
| BP                                    | 122/54 -DG                          | (l) 122/49 -DG        | (l) 122/49 -DG                      | —   | 138/62 -DG                          |
| Pulse                                 | 61 -DG                              | 59 -DG                | 60 -DG                              | —   | 58 -DG                              |
| Resp                                  | 18 -DG                              | —                     | 17 -DG                              | —   | 18 -DG                              |
| SpO2                                  | (l) 88 % -DG                        | —                     | (l) 87 % -DG                        | —   | (l) 88 % -DG                        |
| <b>Numeric Pain Intensity Scale 1</b> |                                     |                       |                                     |   |                                     |
| Numeric Pain Intensity Score 1        | —                                   | —                     | —                                   | 0 Simultaneous filing.<br>User may be unaware of<br>other data. -MS | —                                   |
| Row Name                              | 06/20/18 0730                       | 06/20/18 0600         | 06/20/18 0500                       | 06/20/18 0400   | 06/20/18 0300                       |
| <b>Vitals</b>                         |                                     |                       |                                     |   |                                     |
| BP                                    | —                                   | 129/57 -EE            | 130/50 -EE                          | 119/51 -EE  | 122/58 -EE                          |
| Temp                                  | 98.3 °F (36.8 °C) -HT               | —                     | —                                   | 98 °F (36.7 °C) -JP   | —                                   |
| Temp src                              | Oral -HT                            | —                     | —                                   | Oral -JP  | —                                   |
| Pulse                                 | —                                   | 59 -EE                | 57 -EE                              | 56 -EE  | 57 -EE                              |
| Resp                                  | —                                   | 20 -EE                | 20 -EE                              | 19 -EE  | 21 -EE                              |
| SpO2                                  | —                                   | 93 % -EE              | 94 % -EE                            | 94 % -EE  | 97 % -EE                            |
| <b>Numeric Pain Intensity Scale 1</b> |                                     |                       |                                     |   |                                     |
| Numeric Pain Intensity Score 1        | 2 -DG                               | —                     | —                                   | —   | —                                   |
| Row Name                              | 06/20/18 0200                       | 06/20/18 0000         | 06/19/18 2300                       | 06/19/18 2200   | 06/19/18 2100                       |
| <b>Vitals</b>                         |                                     |                       |                                     |   |                                     |
| BP                                    | (l) 111/47 -EE                      | —                     | 128/56 -EE                          | 132/51 -EE  | 130/60 -EE                          |
| Temp                                  | —                                   | 97.5 °F (36.4 °C) -JP | —                                   | —   | —                                   |
| Temp src                              | —                                   | Axillary -JP          | —                                   | —   | —                                   |
| Pulse                                 | 64 -EE                              | 59 -EE                | 61 -EE                              | 62 -EE  | 61 -EE                              |
| Resp                                  | 16 -EE                              | 22 -EE                | 21 -EE                              | 22 -EE  | 16 -EE                              |
| SpO2                                  | 91 % -EE                            | 90 % -EE              | 97 % -EE                            | 96 % -EE  | 94 % -EE                            |
| Row Name                              | 06/19/18 2000                       | 06/19/18 1900         | 06/19/18 1800                       | 06/19/18 1700   | 06/19/18 1644                       |
| <b>Vitals</b>                         |                                     |                       |                                     |   |                                     |
| BP                                    | 135/58 -EE                          | 133/61 -EE            | 128/56 -JI                          | 132/52 -JI  | —                                   |
| Temp                                  | 98.4 °F (36.9 °C) -JP               | —                     | —                                   | —   | 97.9 °F (36.6 °C) -FT               |
| Temp src                              | Oral -JP                            | —                     | —                                   | —   | Oral -FT                            |
| Pulse                                 | 63 -EE                              | 64 -EE                | 61 -JI                              | 59 -JI  | —                                   |
| Resp                                  | 21 -EE                              | 19 -EE                | 25 -JI                              | 21 -JI  | —                                   |
| SpO2                                  | 94 % -EE                            | 94 % -EE              | 92 % -JI                            | 96 % -JI  | —                                   |
| <b>Numeric Pain Intensity Scale 1</b> |                                     |                       |                                     |   |                                     |





WS Kennestone Hospital  
677 Church Street  
Marietta GA 30060-1101  
Inpatient Record

Maurice, Eugene George  
MRN: 561253820, DOB: 1/2/1949, Sex: M  
Adm: 6/17/2018, D/C: 6/21/2018

Flowsheets (all recorded) (continued)

Data (continued)

| Row Name                       | 06/19/18 2000 | 06/19/18 1900 | 06/19/18 1800 | 06/19/18 1700 | 06/19/18 1644 |
|--------------------------------|---------------|---------------|---------------|---------------|---------------|
| Numeric Pain Intensity Score 1 | 0 -EE         | —             | —             | —             | —             |

| Row Name | 06/19/18 1600 | 06/19/18 1500 | 06/19/18 1430 | 06/19/18 1428 | 06/19/18 1335 |
|----------|---------------|---------------|---------------|---------------|---------------|
|----------|---------------|---------------|---------------|---------------|---------------|

Vitals

|          |            |            |            |                       |             |
|----------|------------|------------|------------|-----------------------|-------------|
| BP       | 134/58 -JI | 130/51 -JI | 142/60 -JI | —                     | 123/59 -LFA |
| Temp     | —          | —          | —          | 97.7 °F (36.5 °C) -FT | —           |
| Temp src | —          | —          | —          | Oral -FT              | —           |
| Pulse    | 58 -JI     | 56 -JI     | 57 -JI     | —                     | 54 -LFA     |
| Resp     | 20 -JI     | 22 -JI     | 19 -JI     | —                     | 22 -LFA     |
| SpO2     | 95 % -JI   | 96 % -JI   | 96 % -JI   | —                     | 100 % -LFA  |

Numeric Pain Intensity Scale 1

|                                |       |   |   |   |   |
|--------------------------------|-------|---|---|---|---|
| Numeric Pain Intensity Score 1 | 0 -JI | — | — | — | — |
|--------------------------------|-------|---|---|---|---|

| Row Name | 06/19/18 1330 | 06/19/18 1325 | 06/19/18 1321 | 06/19/18 1118 | 06/19/18 1114 |
|----------|---------------|---------------|---------------|---------------|---------------|
|----------|---------------|---------------|---------------|---------------|---------------|

Vitals

|       |             |                |            |   |            |
|-------|-------------|----------------|------------|---|------------|
| BP    | 128/55 -LFA | (I) 95/46 -LFA | 110/53 -CR | — | 123/54 -PM |
| Pulse | 54 -LFA     | 53 -LFA        | 53 -CR     | — | 51 -PM     |
| Resp  | 19 -LFA     | 21 -LFA        | 18 -CR     | — | 13 -PM     |
| SpO2  | 97 % -LFA   | 92 % -LFA      | 93 % -CR   | — | 98 % -PM   |

Blood Product Identifiers

|                                       |   |   |   |           |   |
|---------------------------------------|---|---|---|-----------|---|
| Blood Bank ID Number (from Wristband) | — | — | — | 90803 -PM | — |
|---------------------------------------|---|---|---|-----------|---|

Numeric Pain Intensity Scale 1

|                                |   |   |       |   |   |
|--------------------------------|---|---|-------|---|---|
| Numeric Pain Intensity Score 1 | — | — | 0 -CR | — | — |
|--------------------------------|---|---|-------|---|---|

| Row Name | 06/19/18 1000 | 06/19/18 0900 | 06/19/18 0808 | 06/19/18 0800 | 06/19/18 0700 |
|----------|---------------|---------------|---------------|---------------|---------------|
|----------|---------------|---------------|---------------|---------------|---------------|

Vitals

|          |                |                |                |                     |            |
|----------|----------------|----------------|----------------|---------------------|------------|
| BP       | (I) 124/49 -JI | (I) 119/44 -JI | (I) 126/47 -JI | (I) 126/47 -JI      | 143/52 -JI |
| Temp     | —              | —              | —              | 98.6 °F (37 °C) -DF | —          |
| Temp src | —              | —              | —              | Oral -DF            | —          |
| Pulse    | 50 -JI         | 51 -JI         | 55 -JI         | 56 -JI              | 63 -JI     |
| Resp     | 20 -JI         | 18 -JI         | —              | 18 -JI              | 18 -JI     |
| SpO2     | 92 % -JI       | 95 % -JI       | —              | 97 % -JI            | 96 % -JI   |

Numeric Pain Intensity Scale 1

|                                |   |   |   |       |   |
|--------------------------------|---|---|---|-------|---|
| Numeric Pain Intensity Score 1 | — | — | — | 0 -JI | — |
|--------------------------------|---|---|---|-------|---|

| Row Name | 06/19/18 0600 | 06/19/18 0500 | 06/19/18 0400 | 06/19/18 0300 | 06/19/18 0200 |
|----------|---------------|---------------|---------------|---------------|---------------|
|----------|---------------|---------------|---------------|---------------|---------------|

Vitals

|       |                |                |                       |            |            |
|-------|----------------|----------------|-----------------------|------------|------------|
| BP    | (I) 109/40 -RM | (I) 124/49 -RM | 127/55 -RM            | 120/59 -RM | 113/50 -RM |
| Temp  | —              | —              | 98.2 °F (36.8 °C) -MJ | —          | —          |
| Pulse | 52 -RM         | 53 -RM         | 55 -RM                | 55 -RM     | 54 -RM     |
| Resp  | 17 -RM         | 17 -RM         | 20 -RM                | 16 -RM     | 19 -RM     |
| SpO2  | 94 % -RM       | 96 % -RM       | 98 % -RM              | 92 % -RM   | 93 % -RM   |

| Row Name | 06/19/18 0100 | 06/19/18 0000 | 06/18/18 2300 | 06/18/18 2200 | 06/18/18 2100 |
|----------|---------------|---------------|---------------|---------------|---------------|
|----------|---------------|---------------|---------------|---------------|---------------|

Vitals

|       |                |                       |            |          |          |
|-------|----------------|-----------------------|------------|----------|----------|
| BP    | (I) 109/44 -RM | (I) 123/43 -RM        | 127/59 -RM | —        | —        |
| Temp  | —              | 98.1 °F (36.7 °C) -MJ | —          | —        | —        |
| Pulse | 53 -RM         | 56 -RM                | 59 -RM     | 55 -RM   | 56 -RM   |
| Resp  | 19 -RM         | 21 -RM                | 20 -RM     | 21 -RM   | 21 -RM   |
| SpO2  | 92 % -RM       | 94 % -RM              | 97 % -RM   | 99 % -RM | 99 % -RM |

Numeric Pain Intensity Scale 1

|                                |   |   |   |   |       |
|--------------------------------|---|---|---|---|-------|
| Numeric Pain Intensity Score 1 | — | — | — | — | 0 -RM |
|--------------------------------|---|---|---|---|-------|

| Row Name | 06/18/18 2000 | 06/18/18 1900 | 06/18/18 1803 | 06/18/18 1800 | 06/18/18 1727 |
|----------|---------------|---------------|---------------|---------------|---------------|
|----------|---------------|---------------|---------------|---------------|---------------|

Vitals

|          |                       |        |   |            |                       |
|----------|-----------------------|--------|---|------------|-----------------------|
| BP       | —                     | —      | — | 132/60 -RM | —                     |
| Temp     | 98.4 °F (36.9 °C) -MJ | —      | — | —          | 98.1 °F (36.7 °C) -JD |
| Temp src | —                     | —      | — | —          | Oral -JD              |
| Pulse    | 56 -RM                | 56 -RM | — | 56 -RM     | —                     |
| Resp     | 22 -RM                | 22 -RM | — | 20 -RM     | —                     |



Flowsheets (all recorded) (continued)

Data (continued)

| Row Name                              | 06/18/18 2000         | 06/18/18 1900  | 06/18/18 1803  | 06/18/18 1800  | 06/18/18 1727 |
|---------------------------------------|-----------------------|----------------|----------------|--|---------------|
| SpO2                                  | 96 % -RM              | (I) 89 % -RM   | ---            | 94 % -RM   | ---           |
| OTHER                                 |                       |                |                |  |               |
| Saline Flush (mL)                     | ---                   | ---            | 40 mL -JI      | ---  | ---           |
| Numeric Pain Intensity Scale 1        |                       |                |                |  |               |
| Numeric Pain Intensity Score 1        | 0 -RM                 | 0 -RM          | ---            | ---  | ---           |
| Row Name                              | 06/18/18 1600         | 06/18/18 1500  | 06/18/18 1400  | 06/18/18 1300  | 06/18/18 1247 |
| Vitals                                |                       |                |                |  |               |
| BP                                    | 142/57 -JI            | 151/56 -JI     | 134/53 -JI     | (I) 130/45 -JI   | ---           |
| Pulse                                 | 52 -JI                | 54 -JI         | 58 -JI         | 57 -JI   | ---           |
| Resp                                  | 20 -JI                | 18 -JI         | 19 -JI         | 15 -JI   | ---           |
| SpO2                                  | (I) 87 % -JI          | 95 % -JI       | 91 % -JI       | 93 % -JI   | ---           |
| OTHER                                 |                       |                |                |  |               |
| Saline Flush (mL)                     | ---                   | ---            | ---            | ---  | 20 mL -JI     |
| Numeric Pain Intensity Scale 1        |                       |                |                |  |               |
| Numeric Pain Intensity Score 1        | 0 -JI                 | ---            | ---            | ---  | ---           |
| Row Name                              | 06/18/18 1230         | 06/18/18 1200  | 06/18/18 1100  | 06/18/18 1000  | 06/18/18 0900 |
| Vitals                                |                       |                |                |  |               |
| BP                                    | ---                   | 140/56 -JI     | (I) 128/46 -JI | 131/52 -JI   | 137/54 -JI    |
| Temp                                  | 97.7 °F (36.5 °C) -JD | ---            | ---            | ---  | ---           |
| Temp src                              | Oral -JD              | ---            | ---            | ---  | ---           |
| Pulse                                 | ---                   | 52 -JI         | 50 -JI         | 51 -JI   | (I) 49 -JI    |
| Resp                                  | ---                   | 18 -JI         | 17 -JI         | 16 -JI   | 16 -JI        |
| SpO2                                  | ---                   | ---            | 97 % -JI       | 98 % -JI   | 100 % -JI     |
| Numeric Pain Intensity Scale 1        |                       |                |                |  |               |
| Numeric Pain Intensity Score 1        | ---                   | 0 -JI          | ---            | ---  | ---           |
| Row Name                              | 06/18/18 0831         | 06/18/18 0800  | 06/18/18 0700  | 06/18/18 0600  | 06/18/18 0500 |
| Vitals                                |                       |                |                |  |               |
| BP                                    | ---                   | (I) 123/49 -JI | (I) 115/49 -JI | (I) 126/48 -RM   | 122/52 -RM    |
| Temp                                  | 97.8 °F (36.6 °C) -JD | ---            | ---            | 98.2 °F (36.8 °C) -RM  | ---           |
| Temp src                              | Oral -JD              | ---            | ---            | Axillary -RM   | ---           |
| Pulse                                 | ---                   | (I) 48 -JI     | (I) 46 -JI     | (I) 46 -RM   | (I) 47 -RM    |
| Resp                                  | ---                   | 17 -JI         | 17 -JI         | 13 -RM   | 18 -RM        |
| SpO2                                  | ---                   | 91 % -JI       | 95 % -JI       | 97 % -RM   | 97 % -RM      |
| Weight                                | ---                   | ---            | ---            | 104.9 kg (231 lb 4.2 oz) -RM   | ---           |
| TRANSFUSE RED BLOOD CELLS             |                       |                |                |  |               |
| Rate                                  | ---                   | ---            | ---            | *0 There are multiple administrations at this time. Please see the MAR for detailed information. -RM | ---           |
| Completed Volume                      | ---                   | ---            | ---            | 500 -RM  | ---           |
| Suspected Reaction?                   | ---                   | ---            | ---            | No -RM   | ---           |
| Numeric Pain Intensity Scale 1        |                       |                |                |  |               |
| Numeric Pain Intensity Score 1        | ---                   | 0 -JI          | ---            | 0 -RM  | 0 -RM         |
| Row Name                              | 06/18/18 0445         | 06/18/18 0400  | 06/18/18 0300  | 06/18/18 0200  | 06/18/18 0115 |
| Vitals                                |                       |                |                |  |               |
| BP                                    | 120/52 -RM            | 117/50 -RM     | (I) 109/43 -RM | (I) 102/39 -RM   | ---           |
| Temp                                  | 98.6 °F (37 °C) -RM   | ---            | ---            | ---  | ---           |
| Temp src                              | Axillary -RM          | ---            | ---            | ---  | ---           |
| Pulse                                 | (I) 47 -RM            | (I) 49 -RM     | (I) 49 -RM     | 51 -RM   | 54 -RM        |
| Resp                                  | 18 -RM                | 19 -RM         | 18 -RM         | 19 -RM   | 20 -RM        |
| SpO2                                  | ---                   | 97 % -RM       | 92 % -RM       | (I) 87 % -RM   | ---           |
| Blood Product Identifiers             |                       |                |                |  |               |
| Blood Bank ID Number (from Wristband) | 90803 -RM             | ---            | ---            | ---  | ---           |



WS Kennestone Hospital  
677 Church Street  
Marietta GA 30060-1101  
Inpatient Record

Maurice, Eugene George  
MRN: 561253820, DOB: 1/2/1949, Sex: M  
Adm: 6/17/2018, D/C: 6/21/2018

Flowsheets (all recorded) (continued)

Data (continued)

| Row Name                              | 06/18/18 0445   | 06/18/18 0400 | 06/18/18 0300  | 06/18/18 0200 | 06/18/18 0115 |
|---------------------------------------|---|---------------|--|---------------|---------------|
| <b>TRANSFUSE RED BLOOD CELLS</b>      |   |               |  |               |               |
| Rate                                  | —   | —             | *0 There are multiple administrations at this time. Please see the MAR for detailed information. -RM | —             | —             |
| Completed Volume                      | —   | —             | 500 -RM  | —             | —             |
| Suspected Reaction?                   | —   | —             | No -RM   | —             | —             |
| <b>TRANSFUSE RED BLOOD CELLS</b>      |   |               |  |               |               |
| Transfusion Start Date                | 06/18/18 -RM  | —             | —  | —             | —             |
| Rate                                  | * There are multiple administrations at this time. Please see the MAR for detailed information. -RM | —             | —  | —             | —             |
| Suspected Reaction?                   | No -RM  | —             | —  | —             | —             |
| <b>Numeric Pain Intensity Scale 1</b> |   |               |  |               |               |
| Numeric Pain Intensity Score 1        | —   | 0 -RM         | 0 -RM  | 0 -RM         | —             |

| Row Name                              | 06/18/18 0100 | 06/18/18 0051   | 06/18/18 0030 | 06/18/18 0000  | 06/17/18 2300  |
|---------------------------------------|---------------|---|---------------|----------------|----------------|
| <b>Vitals</b>                         |               |   |               |                |                |
| BP                                    | 123/51 -RM    | 140/52 -RM  | —             | (I) 115/45 -RM | (I) 110/41 -RM |
| Temp                                  | —             | 98.1 °F (36.7 °C) -RM   | —             | —              | —              |
| Temp src                              | —             | Oral -RM  | —             | —              | —              |
| Pulse                                 | 57 -RM        | 57 -RM  | —             | 55 -RM         | 54 -RM         |
| Resp                                  | 21 -RM        | 20 -RM  | —             | 20 -RM         | 17 -RM         |
| SpO2                                  | (I) 88 % -RM  | —   | —             | 92 % -RM       | 90 % -RM       |
| <b>Blood Product Identifiers</b>      |               |   |               |                |                |
| Blood Bank ID Number (from Wristband) | —             | 90803 -RM   | —             | —              | —              |
| <b>TRANSFUSE RED BLOOD CELLS</b>      |               |   |               |                |                |
| Transfusion Start Date                | —             | 06/18/18 -RM  | 06/18/18 -RM  | —              | —              |
| Rate                                  | —             | * There are multiple administrations at this time. Please see the MAR for detailed information. -RM | —             | —              | —              |
| <b>Numeric Pain Intensity Scale 1</b> |               |   |               |                |                |
| Numeric Pain Intensity Score 1        | 0 -RM         | —   | —             | 0 -RM          | 0 -RM          |

| Row Name                              | 06/17/18 2225                 | 06/17/18 2037         | 06/17/18 1823         | 06/17/18 1738         | 06/17/18 1723 |
|---------------------------------------|-------------------------------|-----------------------|-----------------------|-----------------------|---------------|
| <b>Vitals</b>                         |                               |                       |                       |                       |               |
| BP                                    | (I) 128/41 -AF                | 134/59 -BR            | 126/55 -BR            | 132/56 -BR            | —             |
| Temp                                  | 98 °F (36.7 °C) -AF           | 98.2 °F (36.8 °C) -BR | 98.2 °F (36.8 °C) -BR | 98.2 °F (36.8 °C) -BR | —             |
| Temp src                              | Oral -AF                      | Oral -BR              | Oral -BR              | Oral -BR              | —             |
| Pulse                                 | 53 -AF                        | 57 -BR                | 51 -BR                | 55 -BR                | —             |
| Resp                                  | 18 -AF                        | 16 -BR                | 18 -BR                | 18 -BR                | —             |
| SpO2                                  | 92 % -AF                      | 100 % -BR             | 100 % -BR             | 100 % -BR             | —             |
| Height                                | 67" (1.702 m) -AF             | —                     | —                     | —                     | —             |
| Weight                                | 103.4 kg (227 lb 15.3 oz) -AF | —                     | —                     | —                     | —             |
| <b>Blood Product Identifiers</b>      |                               |                       |                       |                       |               |
| Blood Bank ID Number (from Wristband) | —                             | —                     | —                     | —                     | r90803 -BR    |
| <b>Numeric Pain Intensity Scale 1</b> |                               |                       |                       |                       |               |
| Numeric Pain Intensity Score 1        | 0 -RM                         | 0 -BR                 | 0 -BR                 | —                     | —             |

| Row Name      | 06/17/18 1720         | 06/17/18 1708         | 06/17/18 1706 | 06/17/18 1537         | 06/17/18 1535 |
|---------------|-----------------------|-----------------------|---------------|-----------------------|---------------|
| <b>Vitals</b> |                       |                       |               |                       |               |
| BP            | 129/53 -BR            | (I) 115/49 -BR        | —             | 114/51 -RG            | —             |
| Temp          | 98.2 °F (36.8 °C) -BR | 97.8 °F (36.6 °C) -BR | —             | 97.8 °F (36.6 °C) -RG | —             |



WS Kennestone Hospital  
 677 Church Street  
 Marietta GA 30060-1101  
 Inpatient Record

Maurice, Eugene George  
 MRN: 561253820, DOB: 1/2/1949, Sex: M  
 Adm: 6/17/2018, D/C: 6/21/2018

**Flowsheets (all recorded) (continued)**

**Data (continued)**

| Row Name                              | 06/17/18 1720 | 06/17/18 1708 | 06/17/18 1706 | 06/17/18 1537 | 06/17/18 1535        |
|---------------------------------------|---------------|---------------|---------------|---------------|----------------------|
| Temp src                              | Oral -BR      | Oral -BR      | ---           | ---           | ---                  |
| Pulse                                 | 55 -BR        | 55 -BR        | ---           | 55 -RG        | ---                  |
| Resp                                  | 18 -BR        | 18 -BR        | ---           | 22 -RG        | ---                  |
| SpO2                                  | ---           | 100 % -BR     | ---           | ---           | ---                  |
| Weight                                | ---           | ---           | ---           | ---           | 95.3 kg (210 lb) -RG |
| <b>Blood Product Identifiers</b>      |               |               |               |               |                      |
| Blood Bank ID Number (from Wristband) | r90803 -BR    | ---           | ---           | ---           | ---                  |
| <b>Numeric Pain Intensity Scale 1</b> |               |               |               |               |                      |
| Numeric Pain Intensity Score 1        | ---           | ---           | 0 -BR         | ---           | ---                  |

| Row Name                              | 06/17/18 1504 | 06/17/18 1502         | 06/17/18 1437 |
|---------------------------------------|---------------|-----------------------|---------------|
| <b>Vitals</b>                         |               |                       |               |
| BP                                    | ---           | 112/52 -RG            | ---           |
| Temp                                  | ---           | 97.7 °F (36.5 °C) -RG | ---           |
| Temp src                              | ---           | Oral -RG              | ---           |
| Pulse                                 | ---           | 54 -RG                | 56 -NS        |
| Resp                                  | ---           | 25 -RG                | ---           |
| SpO2                                  | ---           | 100 % -RG             | 98 % -NS      |
| <b>Numeric Pain Intensity Scale 1</b> |               |                       |               |
| Numeric Pain Intensity Score 1        | 0 -RG         | ---                   | ---           |





WS Kennestone Hospital  
677 Church Street  
Marietta GA 30060-1101  
Inpatient Record

Maurice, Eugene George  
MRN: 561253820, DOB: 1/2/1949, Sex: M  
Adm: 6/17/2018, D/C: 6/21/2018

**Flowsheets (all recorded)**

**CARE PLAN MINI-FLOWSHEET DATA**

| Row Name  | 06/18/18 2136 | 06/18/18 0127 | 06/18/18 0000 |
|---|---------------|---------------|---------------|
| <b>Values/Beliefs</b>                           |               |               |               |
| Cultural Preferences Affecting Hospitalization  | No -RM        | No -RM        | No -RM        |
| Spiritual Preferences Affecting Hospitalization | No -RM        | No -RM        | No -RM        |



WS Kennestone Hospital  
677 Church Street  
Marietta GA 30060-1101  
Inpatient Record

Maurice, Eugene George  
MRN: 561253820, DOB: 1/2/1949, Sex: M  
Adm: 6/17/2018, D/C: 6/21/2018

Flowsheets (all recorded)

Custom Formula Data

| Row Name                              | 06/21/18 11:36:09 | 06/21/18 07:35:36 | 06/21/18 04:07:21 | 06/20/18 23:57:07 | 06/20/18 19:43:22 |
|---------------------------------------|-------------------|-------------------|-------------------|-------------------|-------------------|
| <b>OTHER</b>                          |                   |                   |                   |                   |                   |
| Vitals Sepsis Risk Score              | 0 -CI             | 0 -CI             | 0 -DI (r) TW (t)  | 1 -DI (r) TW (t)  | 0 -DI (r) TW (t)  |
| <b>Relevant Labs and Vitals</b>       |                   |                   |                   |                   |                   |
| Temp (in Celsius)                     | 36.9 -CI          | 36.7 -CI          | 36.7 -TW          | 36.9 -TW          | 36.8 -TW          |
| Row Name                              | 06/20/18 15:50:04 | 06/20/18 0730     | 06/20/18 0400     | 06/20/18 0000     | 06/19/18 2000     |
| <b>OTHER</b>                          |                   |                   |                   |                   |                   |
| Vitals Sepsis Risk Score              | 0 -DI (r) LF (t)  | ---               | 0 -JP             | ---               | 1 -JP             |
| <b>Relevant Labs and Vitals</b>       |                   |                   |                   |                   |                   |
| Temp (in Celsius)                     | ---               | 36.8 -HT          | 36.7 -JP          | 37.4 -JP          | 36.9 -JP          |
| Row Name                              | 06/19/18 1644     | 06/19/18 1428     | 06/19/18 1340     | 06/19/18 0800     | 06/19/18 0400     |
| <b>OTHER</b>                          |                   |                   |                   |                   |                   |
| Vitals Sepsis Risk Score              | ---               | ---               | ---               | 0 -DF             | 0 -MJ             |
| <b>Relevant Labs and Vitals</b>       |                   |                   |                   |                   |                   |
| Temp (in Celsius)                     | 36.6 -FT          | 36.5 -FT          | ---               | 37 -DF            | ---               |
| <b>Aldrete Phase 1</b>                |                   |                   |                   |                   |                   |
| Aldrete Score                         | ---               | ---               | 10 -LFA           | ---               | ---               |
| Row Name                              | 06/19/18 0000     | 06/18/18 1727     | 06/18/18 1230     | 06/18/18 0831     | 06/18/18 0600     |
| <b>OTHER</b>                          |                   |                   |                   |                   |                   |
| Vitals Sepsis Risk Score              | 1 -RM             | ---               | ---               | ---               | 0 -RM             |
| Weight Change (kg)                    | ---               | ---               | ---               | ---               | 0 kg -RM          |
| Visit Weight                          | ---               | ---               | ---               | ---               | 231 lb -RM        |
| Weight/Scale Event                    | ---               | ---               | ---               | ---               | 0 -RM             |
| % Weight Change Since Birth           | ---               | ---               | ---               | ---               | 0 -RM             |
| <b>Relevant Labs and Vitals</b>       |                   |                   |                   |                   |                   |
| Temp (in Celsius)                     | ---               | 36.7 -JD          | 36.5 -JD          | 36.6 -JD          | 37.8 -RM          |
| <b>Vitals</b>                         |                   |                   |                   |                   |                   |
| Pct Wt Change                         | ---               | ---               | ---               | ---               | 0 % -RM           |
| Row Name                              | 06/18/18 0445     | 06/18/18 0100     | 06/18/18 0051     | 06/18/18 0000     | 06/17/18 2225     |
| <b>OTHER</b>                          |                   |                   |                   |                   |                   |
| Vitals Sepsis Risk Score              | 0 -RM             | ---               | 0 -RM             | ---               | 0 -AF             |
| Weight Change (kg)                    | ---               | ---               | ---               | ---               | 0 kg -AF          |
| Visit Weight                          | ---               | ---               | ---               | ---               | 228 lb -AF        |
| Weight/Scale Event                    | ---               | ---               | ---               | ---               | 0 -AF             |
| % Weight Change Since Birth           | ---               | ---               | ---               | ---               | 0 -AF             |
| Ideal Body Weight                     | ---               | ---               | ---               | ---               | 160 lb -AF        |
| BMI (Calculated)                      | ---               | ---               | ---               | ---               | 35.7 -AF          |
| IBW/kg (Calculated) Male              | ---               | ---               | ---               | ---               | 66.1 kg -AF       |
| IBW/kg (Calculated) FEMALE            | ---               | ---               | ---               | ---               | 61.6 kg -AF       |
| DC Milestones No Barrier to Discharge | ---               | ---               | ---               | 1 -RM             | ---               |
| <b>Relevant Labs and Vitals</b>       |                   |                   |                   |                   |                   |
| Temp (in Celsius)                     | 38 -RM            | ---               | 36.7 -RM          | ---               | 36.7 -AF          |
| <b>Vitals</b>                         |                   |                   |                   |                   |                   |
| Pct Wt Change                         | ---               | ---               | ---               | ---               | 0 % -AF           |
| <b>Adult IBW/VT Calculations</b>      |                   |                   |                   |                   |                   |
| IBW/kg (Calculated)                   | ---               | ---               | ---               | ---               | 66.1 -AF          |
| Range Vt 4mL/kg                       | ---               | ---               | ---               | ---               | 264.4 mL/kg -AF   |
| Low Range Vt 6mL/kg                   | ---               | ---               | ---               | ---               | 396.6 mL/kg -AF   |
| Adult Moderate Range Vt 8mL/kg        | ---               | ---               | ---               | ---               | 528.8 mL/kg -AF   |
| Adult High Range Vt                   | ---               | ---               | ---               | ---               | 661 mL/kg -AF     |



WS Kennestone Hospital  
 677 Church Street  
 Marietta GA 30060-1101  
 Inpatient Record

Maurice, Eugene George  
 MRN: 561253820, DOB: 1/2/1949, Sex: M  
 Adm: 6/17/2018, D/C: 6/21/2018

**Flowsheets (all recorded) (continued)**

**Custom Formula Data (continued)**

| Row Name                | 06/18/18 0445 | 06/18/18 0100 | 06/18/18 0051 | 06/18/18 0000 | 06/17/18 2225 |
|-------------------------|---------------|---------------|---------------|---------------|---------------|
| 10mL/kg                 |               |               |               |               |               |
| Case Log                |               |               |               |               |               |
| BSA x (CI @3.0)= CO     | ---           | ---           | ---           | ---           | 6.63 CO -AF   |
| VTE Risk Factor: Totals |               |               |               |               |               |
| General Info Subtotal   | ---           | 0 -RM         | ---           | ---           | ---           |
| Total Risk Factor Score |               |               |               |               |               |
| VTE Low Risk Attribute  | ---           | No -RM        | ---           | ---           | ---           |

| Row Name                 | 06/17/18 2037 | 06/17/18 1823 | 06/17/18 1738 | 06/17/18 1720 | 06/17/18 1708 |
|--------------------------|---------------|---------------|---------------|---------------|---------------|
| OTHER                    |               |               |               |               |               |
| Vitals Sepsis Risk Score | 0 -BR         | 0 -BR         | 0 -BR         | 0 -BR         | 0 -BR         |
| Relevant Labs and Vitals |               |               |               |               |               |
| Temp (in Celsius)        | 36.8 -BR      | 36.8 -BR      | 36.8 -BR      | 36.8 -BR      | 36.6 -BR      |

| Row Name                                 | 06/17/18 1537 | 06/17/18 1535 | 06/17/18 1502 |
|--|---------------|---------------|---------------|
| OTHER                                    |               |               |               |
| Vitals Sepsis Risk Score                 | 1 -RG         | ---           | 1 -RG         |
| Weight Change (kg)                       | ---           | 0 kg -RG      | ---           |
| Visit Weight                             | ---           | 210 lb -RG    | ---           |
| Weight/Scale Event                       | ---           | 0 -RG         | ---           |
| % Weight Change Since Birth              | ---           | 0 -RG         | ---           |
| ED Sepsis Screen Total Score             | 1 -RG         | ---           | ---           |
| Suspicion of Infection Sepsis Risk Score | 0 -RG         | ---           | ---           |
| Relevant Labs and Vitals                 |               |               |               |
| Temp (in Celsius)                        | ---           | ---           | 36.5 -RG      |
| Vitals                                   |               |               |               |
| Pct Wt Change                            | ---           | 0 % -RG       | ---           |



WS Kennestone Hospital  
677 Church Street  
Marietta GA 30060-1101  
Inpatient Record

Maurice, Eugene George  
MRN: 561253820, DOB: 1/2/1949, Sex: M  
Adm: 6/17/2018, D/C: 6/21/2018

---

**Flowsheets (all recorded)**

**First Contact With Patient**

| Row Name                             | 06/17/18 1455 |
|--------------------------------------|---------------|
| Physician First Contact With Patient |               |
| Now                                  | Now -DK       |





WS Kennestone Hospital  
677 Church Street  
Marietta GA 30060-1101  
Inpatient Record

Maurice, Eugene George  
MRN: 561253820, DOB: 1/2/1949, Sex: M  
Adm: 6/17/2018, D/C: 6/21/2018

**Flowsheets (all recorded)**

**ED Fall Risk**

| Row Name | 06/17/18 1537 |
|----------|---------------|
|----------|---------------|

Green Risk: Any patient presenting to the ED.

Have the Green Environment of Care strategies been implemented? (click row info for more details) Y -RG

Yellow Risk: ED Patients who present with or develop any of the following:

Are any of the following Yellow criteria present? Muscle weakness -RG

Implementation for Yellow Fall Risk

Have you implemented all of the Yellow Risk strategies in addition to the Green Risk strategies? Y -RG



WS Kennestone Hospital  
677 Church Street  
Marietta GA 30060-1101  
Inpatient Record

Maurice, Eugene George  
MRN: 561253820, DOB: 1/2/1949, Sex: M  
Adm: 6/17/2018, D/C: 6/21/2018

**Flowsheets (all recorded)**

**Risk for Readmission**

| Row Name             | 06/21/18 1352 |
|----------------------|---------------|
| OTHER                |               |
| Risk for Readmission | 13 -AM        |



WS Kennestone Hospital  
677 Church Street  
Marietta GA 30060-1101  
Inpatient Record

Maurice, Eugene George  
MRN: 561253820, DOB: 1/2/1949, Sex: M  
Adm: 6/17/2018, D/C: 6/21/2018

**Flowsheets (all recorded)**

**Additional Charges to File**

| Row Name               | 06/22/18 1715                               |
|------------------------|---|
| Nursing Assessments    |   |
| Nursing Care           | Critical Care;Bulb<br>Sxn/Warm Blankets -DM |
| Disposition Procedures |   |
| Dispositions           | Admit to Hospital -DM                       |



WS Kennestone Hospital  
677 Church Street  
Marietta GA 30060-1101  
Inpatient Record

Maurice, Eugene George  
MRN: 561253820, DOB: 1/2/1949, Sex: M  
Adm: 6/17/2018, D/C: 6/21/2018

**Flowsheets (all recorded)**

**Acuity/Destination**

| Row Name                | 06/17/18 1437                  | 06/17/18 1436                  |
|-------------------------|--------------------------------|--------------------------------|
| Acuity/Destination      |                                |                                |
| Patient Acuity          | 2 -NS                          | 2 -NS                          |
| Primary Triage Complete | Primary triage complete<br>-NS | Primary triage complete<br>-NS |





WS Kennestone Hospital  
677 Church Street  
Marietta GA 30060-1101  
Inpatient Record

Maurice, Eugene George  
MRN: 561253820, DOB: 1/2/1949, Sex: M  
Adm: 6/17/2018, D/C: 6/21/2018

**Flowsheets (all recorded)**

**Vital Signs**

| Row Name           | 06/21/18 11:36:09                | 06/21/18 0830 | 06/21/18 07:35:36              | 06/21/18 0545 | 06/21/18 04:07:21              |
|--------------------|----------------------------------|---------------|--------------------------------|---------------|--------------------------------|
| <b>Vital Signs</b> |                                  |               |                                |               |                                |
| Temp               | 98.5 °F (36.9 °C) -DI (r) CI (t) | —             | 98 °F (36.7 °C) -DI (r) CI (t) | —             | 98 °F (36.7 °C) -DI (r) TW (t) |
| Temp src           | Oral -CI                         | —             | Oral -CI                       | —             | Oral -TW                       |
| Pulse              | 60 -DI (r) CI (t)                | —             | 62 -DI (r) CI (t)              | —             | 63 -DI (r) TW (t)              |
| Heart Rate Source  | Monitor -CI                      | —             | Monitor -CI                    | —             | Monitor -TW                    |
| Resp               | 18 -CI                           | —             | 18 -CI                         | —             | 18 -DI (r) TW (t)              |
| Respiration Source | visual -CI                       | —             | visual -CI                     | —             | visual -TW                     |
| BP                 | 123/59 -DI (r) CI (t)            | —             | 137/64 -DI (r) CI (t)          | —             | 121/58 -DI (r) TW (t)          |
| BP Location        | Right arm -CI                    | —             | Right arm -CI                  | —             | Right arm -TW                  |
| BP Method          | Portable -CI                     | —             | Portable -CI                   | —             | Portable -TW                   |
| Patient Position   | Supine -CI                       | —             | Supine -CI                     | —             | Supine -TW                     |

**Oxygen Therapy**

|           |                     |                     |                     |   |                     |
|-----------|---------------------|---------------------|---------------------|---|---------------------|
| SpO2      | 96 % -DI (r) CI (t) | —                   | 95 % -DI (r) CI (t) | — | 93 % -DI (r) TW (t) |
| O2 Device | None (Room air) -CI | None (Room air) -AM | None (Room air) -CI | — | None (Room air) -TW |

**Pain Assessment**

|                      |   |              |   |                    |   |
|----------------------|---|--------------|---|--------------------|---|
| Currently in Pain    | — | No -AM       | — | No -TS             | — |
| Which Pain           | — | —            | — | Numeric (0-10) -TS | — |
| Assessment Tool ?    | — | —            | — | —                  | — |
| Pain Intervention(s) | — | Declines -AM | — | Rest -TS           | — |

**Numeric Pain Intensity Scale**

|                                |   |       |   |       |   |
|--------------------------------|---|-------|---|-------|---|
| Numeric Pain Intensity Score 1 | — | 0 -AM | — | 0 -TS | — |
|--------------------------------|---|-------|---|-------|---|

| Row Name | 06/21/18 0030 | 06/20/18 23:57:07 | 06/20/18 2133 | 06/20/18 19:43:22 | 06/20/18 15:50:04 |
|----------|---------------|-------------------|---------------|-------------------|-------------------|
|----------|---------------|-------------------|---------------|-------------------|-------------------|

**Vital Signs**

|                    |   |                                  |   |                                  |                                  |
|--------------------|---|----------------------------------|---|----------------------------------|----------------------------------|
| Temp               | — | 98.4 °F (36.9 °C) -DI (r) TW (t) | — | 98.2 °F (36.8 °C) -DI (r) TW (t) | 98.3 °F (36.8 °C) -DI (r) LF (t) |
| Temp src           | — | Oral -TW                         | — | Oral -TW                         | —                                |
| Pulse              | — | 109 -DI (r) TW (t)               | — | 66 -DI (r) TW (t)                | 62 -DI (r) LF (t)                |
| Heart Rate Source  | — | Monitor -TW                      | — | Monitor -TW                      | —                                |
| Resp               | — | 16 -DI (r) TW (t)                | — | 16 -DI (r) TW (t)                | 17 -DI (r) LF (t)                |
| Respiration Source | — | visual -TW                       | — | visual -TW                       | —                                |
| BP                 | — | 124/53 -DI (r) TW (t)            | — | 113/55 -DI (r) TW (t)            | 154/80 -DI (r) LF (t)            |
| BP Location        | — | Right arm -TW                    | — | Right arm -TW                    | —                                |
| BP Method          | — | Portable -TW                     | — | Portable -TW                     | —                                |
| Patient Position   | — | Supine -TW                       | — | Supine -TW                       | —                                |

**Oxygen Therapy**

|           |   |                     |                     |                     |                         |
|-----------|---|---------------------|---------------------|---------------------|-------------------------|
| SpO2      | — | 93 % -DI (r) TW (t) | —                   | 93 % -DI (r) TW (t) | (l) 89 % -DI (r) LF (t) |
| O2 Device | — | None (Room air) -TW | None (Room air) -TS | None (Room air) -TW | —                       |

**Pain Assessment**

|                      |                     |   |                    |   |   |
|----------------------|---------------------|---|--------------------|---|---|
| Currently in Pain    | Resting quietly -TS | — | No -TS             | — | — |
| Which Pain           | FACES -TS           | — | Numeric (0-10) -TS | — | — |
| Assessment Tool ?    | —                   | — | —                  | — | — |
| Pain Intervention(s) | Rest -TS            | — | Rest;Declines -TS  | — | — |

**Numeric Pain Intensity Scale**

|                                |   |   |       |   |   |
|--------------------------------|---|---|-------|---|---|
| Numeric Pain Intensity Score 1 | — | — | 0 -TS | — | — |
|--------------------------------|---|---|-------|---|---|

**FACES Pain Rating 1**

|                   |               |   |   |   |   |
|-------------------|---------------|---|---|---|---|
| FACES Pain Rating | 0-No hurt -TS | — | — | — | — |
|-------------------|---------------|---|---|---|---|

| Row Name | 06/20/18 1458 | 06/20/18 14:02:02 | 06/20/18 1000 | 06/20/18 0909 | 06/20/18 0900 |
|----------|---------------|-------------------|---------------|---------------|---------------|
|----------|---------------|-------------------|---------------|---------------|---------------|

**Vital Signs**

|            |   |                                  |              |                |                |
|------------|---|----------------------------------|--------------|----------------|----------------|
| Temp       | — | 98.2 °F (36.8 °C) -DI (r) LF (t) | —            | —              | —              |
| Pulse      | — | 61 -DI (r) LF (t)                | 61 -DG       | 59 -DG         | 60 -DG         |
| Resp       | — | —                                | 18 -DG       | —              | 17 -DG         |
| BP         | — | 104/66 -DI (r) LF (t)            | 122/54 -DG   | (l) 122/49 -DG | (l) 122/49 -DG |
| MAP (mmHg) | — | —                                | 71 mm Hg -DG | —              | 68 mm Hg -DG   |

**Oxygen Therapy**

|           |                     |                     |              |   |              |
|-----------|---------------------|---------------------|--------------|---|--------------|
| SpO2      | —                   | 92 % -DI (r) LF (t) | (l) 88 % -DG | — | (l) 87 % -DG |
| O2 Device | None (Room air) -MS | —                   | —            | — | —            |

| Row Name | 06/20/18 0830 | 06/20/18 0800 | 06/20/18 0730 | 06/20/18 0600 | 06/20/18 0500 |
|----------|---------------|---------------|---------------|---------------|---------------|
|----------|---------------|---------------|---------------|---------------|---------------|



WS Kennestone Hospital  
677 Church Street  
Marietta GA 30060-1101  
Inpatient Record

Maurice, Eugene George  
MRN: 561253820, DOB: 1/2/1949, Sex: M  
Adm: 6/17/2018, D/C: 6/21/2018

Flowsheets (all recorded) (continued)

Vital Signs (continued)

| Row Name                            | 06/20/18 0830   | 06/20/18 0800       | 06/20/18 0730              | 06/20/18 0600 | 06/20/18 0500 |
|-------------------------------------|---|---------------------|----------------------------|---------------|---------------|
| <b>Vital Signs</b>                  |   |                     |                            |               |               |
| Temp                                | ---   | ---                 | 98.3 °F (36.8 °C) -HT      | ---           | ---           |
| Temp src                            | ---   | ---                 | Oral -HT                   | ---           | ---           |
| Pulse                               | ---   | 58 -DG              | ---                        | 59 -EE        | 57 -EE        |
| Resp                                | ---   | 18 -DG              | ---                        | 20 -EE        | 20 -EE        |
| BP                                  | ---   | 138/62 -DG          | ---                        | 129/57 -EE    | 130/50 -EE    |
| MAP (mmHg)                          | ---   | 81 mm Hg -DG        | ---                        | 74 mm Hg -EE  | 70 mm Hg -EE  |
| <b>Oxygen Therapy</b>               |   |                     |                            |               |               |
| SpO2                                | ---   | (I) 88 % -DG        | ---                        | 93 % -EE      | 94 % -EE      |
| O2 Device                           | ---   | None (Room air) -DG | ---                        | ---           | ---           |
| Pulse Oximetry Type                 | ---   | Continuous -DG      | ---                        | ---           | ---           |
| <b>Pain Assessment</b>              |   |                     |                            |               |               |
| Currently in Pain                   | Unable to Assess<br>Simultaneous filing. User may be unaware of other data. -MS | ---                 | Yes -DG                    | ---           | ---           |
| Which Pain Assessment Tool ?        | Numeric (0-10)<br>Simultaneous filing. User may be unaware of other data. -MS   | ---                 | Numeric (0-10) -DG         | ---           | ---           |
| Multiple Pain Sites                 | No -MS  | ---                 | ---                        | ---           | ---           |
| Pain Intervention(s)                | Rest -MS  | ---                 | ---                        | ---           | ---           |
| <b>Numeric Pain Intensity Scale</b> |   |                     |                            |               |               |
| Numeric Pain Intensity Score 1      | 0 Simultaneous filing. User may be unaware of other data. -MS                   | ---                 | 2 -DG                      | ---           | ---           |
| Pain Onset 1                        | ---   | ---                 | Gradual -DG                | ---           | ---           |
| Pain Location 1                     | ---   | ---                 | Back -DG                   | ---           | ---           |
| Pain Location Orientation 1         | ---   | ---                 | Anterior -DG               | ---           | ---           |
| Pain Quality 1                      | ---   | ---                 | Aching -DG                 | ---           | ---           |
| Pain Type 1                         | ---   | ---                 | Acute pain -DG             | ---           | ---           |
| Aggravating Factors                 | ---   | ---                 | Movement -DG               | ---           | ---           |
| Alleviating Factors 1               | ---   | ---                 | Medication;Positioning -DG | ---           | ---           |
| Clinical Progression 1              | Resolved -MS  | ---                 | ---                        | ---           | ---           |

| Row Name              | 06/20/18 0400       | 06/20/18 0300 | 06/20/18 0200  | 06/20/18 0000         | 06/19/18 2300 |
|-----------------------|---------------------|---------------|----------------|-----------------------|---------------|
| <b>Vital Signs</b>    |                     |               |                |                       |               |
| Temp                  | 98 °F (36.7 °C) -JP | ---           | ---            | 97.5 °F (36.4 °C) -JP | ---           |
| Temp src              | Oral -JP            | ---           | ---            | Axillary -JP          | ---           |
| Pulse                 | 56 -EE              | 57 -EE        | 64 -EE         | 59 -EE                | 61 -EE        |
| Resp                  | 19 -EE              | 21 -EE        | 16 -EE         | 22 -EE                | 21 -EE        |
| BP                    | 119/51 -EE          | 122/58 -EE    | (I) 111/47 -EE | ---                   | 128/56 -EE    |
| MAP (mmHg)            | 67 mm Hg -EE        | 73 mm Hg -EE  | 62 mm Hg -EE   | ---                   | ---           |
| <b>Oxygen Therapy</b> |                     |               |                |                       |               |
| SpO2                  | 94 % -EE            | 97 % -EE      | 91 % -EE       | 90 % -EE              | 97 % -EE      |

| Row Name                     | 06/19/18 2200 | 06/19/18 2100 | 06/19/18 2000         | 06/19/18 1900 | 06/19/18 1800 |
|------------------------------|---------------|---------------|-----------------------|---------------|---------------|
| <b>Vital Signs</b>           |               |               |                       |               |               |
| Temp                         | ---           | ---           | 98.4 °F (36.9 °C) -JP | ---           | ---           |
| Temp src                     | ---           | ---           | Oral -JP              | ---           | ---           |
| Pulse                        | 62 -EE        | 61 -EE        | 63 -EE                | 64 -EE        | 61 -JI        |
| Resp                         | 22 -EE        | 16 -EE        | 21 -EE                | 19 -EE        | 25 -JI        |
| BP                           | 132/51 -EE    | 130/60 -EE    | 135/58 -EE            | 133/61 -EE    | 128/56 -JI    |
| MAP (mmHg)                   | 73 mm Hg -EE  | 77 mm Hg -EE  | 76 mm Hg -EE          | 77 mm Hg -EE  | 72 mm Hg -JI  |
| <b>Oxygen Therapy</b>        |               |               |                       |               |               |
| SpO2                         | 96 % -EE      | 94 % -EE      | 94 % -EE              | 94 % -EE      | 92 % -JI      |
| O2 Device                    | ---           | ---           | Nasal cannula -EE     | ---           | ---           |
| O2 Flow Rate (L/min)         | ---           | ---           | 2 L/min -EE           | ---           | ---           |
| Pulse Oximetry Type          | ---           | ---           | Continuous -EE        | ---           | ---           |
| <b>Pain Assessment</b>       |               |               |                       |               |               |
| Currently in Pain            | ---           | ---           | Resting quietly -EE   | ---           | ---           |
| Which Pain Assessment Tool ? | ---           | ---           | Numeric (0-10) -EE    | ---           | ---           |



WS Kennestone Hospital  
677 Church Street  
Marietta GA 30060-1101  
Inpatient Record

Maurice, Eugene George  
MRN: 561253820, DOB: 1/2/1949, Sex: M  
Adm: 6/17/2018, D/C: 6/21/2018

Flowsheets (all recorded) (continued)

Vital Signs (continued)

| Row Name                            | 06/19/18 2200 | 06/19/18 2100 | 06/19/18 2000 | 06/19/18 1900 | 06/19/18 1800 |
|-------------------------------------|---------------|---------------|---------------|---------------|---------------|
| <b>Pain Assessment History</b>      |               |               |               |               |               |
| Previous experiences with pain?     | ---           | ---           | No -EE        | ---           | ---           |
| History of Chronic Pain?            | ---           | ---           | No -EE        | ---           | ---           |
| <b>Numeric Pain Intensity Scale</b> |               |               |               |               |               |
| Numeric Pain Intensity Score 1      | ---           | ---           | 0 -EE         | ---           | ---           |

| Row Name                            | 06/19/18 1700 | 06/19/18 1644         | 06/19/18 1600      | 06/19/18 1500 | 06/19/18 1430     |
|-------------------------------------|---------------|-----------------------|--------------------|---------------|-------------------|
| <b>Vital Signs</b>                  |               |                       |                    |               |                   |
| Temp                                | ---           | 97.9 °F (36.6 °C) -FT | ---                | ---           | ---               |
| Temp src                            | ---           | Oral -FT              | ---                | ---           | ---               |
| Pulse                               | 59 -JI        | ---                   | 58 -JI             | 56 -JI        | 57 -JI            |
| Resp                                | 21 -JI        | ---                   | 20 -JI             | 22 -JI        | 19 -JI            |
| BP                                  | 132/52 -JI    | ---                   | 134/58 -JI         | 130/51 -JI    | 142/60 -JI        |
| MAP (mmHg)                          | 73 mm Hg -JI  | ---                   | 76 mm Hg -JI       | 69 mm Hg -JI  | 82 mm Hg -JI      |
| <b>Oxygen Therapy</b>               |               |                       |                    |               |                   |
| SpO2                                | 96 % -JI      | ---                   | 95 % -JI           | 96 % -JI      | 96 % -JI          |
| O2 Device                           | ---           | ---                   | ---                | ---           | Nasal cannula -JI |
| O2 Flow Rate (L/min)                | ---           | ---                   | ---                | ---           | 2 L/min -JI       |
| Pulse Oximetry Type                 | ---           | ---                   | ---                | ---           | Continuous -JI    |
| <b>Pain Assessment</b>              |               |                       |                    |               |                   |
| Currently in Pain                   | ---           | ---                   | No -JI             | ---           | ---               |
| Which Pain Assessment Tool ?        | ---           | ---                   | Numeric (0-10) -JI | ---           | ---               |
| <b>Numeric Pain Intensity Scale</b> |               |                       |                    |               |                   |
| Numeric Pain Intensity Score 1      | ---           | ---                   | 0 -JI              | ---           | ---               |

| Row Name                            | 06/19/18 1428         | 06/19/18 1335 | 06/19/18 1330 | 06/19/18 1325  | 06/19/18 1321 |
|-------------------------------------|-----------------------|---------------|---------------|----------------|---------------|
| <b>Vital Signs</b>                  |                       |               |               |                |               |
| Temp                                | 97.7 °F (36.5 °C) -FT | ---           | ---           | ---            | ---           |
| Temp src                            | Oral -FT              | ---           | ---           | ---            | ---           |
| Pulse                               | ---                   | 54 -LFA       | 54 -LFA       | 53 -LFA        | 53 -CR        |
| Resp                                | ---                   | 22 -LFA       | 19 -LFA       | 21 -LFA        | 18 -CR        |
| BP                                  | ---                   | 123/59 -LFA   | 128/55 -LFA   | (!) 95/46 -LFA | 110/53 -CR    |
| <b>Oxygen Therapy</b>               |                       |               |               |                |               |
| SpO2                                | ---                   | 100 % -LFA    | 97 % -LFA     | 92 % -LFA      | 93 % -CR      |
| <b>Numeric Pain Intensity Scale</b> |                       |               |               |                |               |
| Numeric Pain Intensity Score 1      | ---                   | ---           | ---           | ---            | 0 -CR         |

| Row Name              | 06/19/18 1114     | 06/19/18 1031       | 06/19/18 1000  | 06/19/18 0900  | 06/19/18 0808  |
|-----------------------|-------------------|---------------------|----------------|----------------|----------------|
| <b>Vital Signs</b>    |                   |                     |                |                |                |
| Pulse                 | 51 -PM            | ---                 | 50 -JI         | 51 -JI         | 55 -JI         |
| Heart Rate Source     | Monitor -PM       | ---                 | ---            | ---            | ---            |
| Resp                  | 13 -PM            | ---                 | 20 -JI         | 18 -JI         | ---            |
| BP                    | 123/54 -PM        | ---                 | (!) 124/49 -JI | (!) 119/44 -JI | (!) 126/47 -JI |
| MAP (mmHg)            | ---               | ---                 | 68 mm Hg -JI   | 62 mm Hg -JI   | ---            |
| Patient Position      | Sitting -PM       | ---                 | ---            | ---            | ---            |
| <b>Oxygen Therapy</b> |                   |                     |                |                |                |
| SpO2                  | 98 % -PM          | ---                 | 92 % -JI       | 95 % -JI       | ---            |
| O2 Device             | Nasal cannula -PM | None (Room air) -JI | ---            | ---            | ---            |
| O2 Flow Rate (L/min)  | 3 L/min -PM       | ---                 | ---            | ---            | ---            |

| Row Name           | 06/19/18 0800       | 06/19/18 0700 | 06/19/18 0600  | 06/19/18 0500  | 06/19/18 0400         |
|--------------------|---------------------|---------------|----------------|----------------|-----------------------|
| <b>Vital Signs</b> |                     |               |                |                |                       |
| Temp               | 98.6 °F (37 °C) -DF | ---           | ---            | ---            | 98.2 °F (36.8 °C) -MJ |
| Temp src           | Oral -DF            | ---           | ---            | ---            | ---                   |
| Pulse              | 56 -JI              | 63 -JI        | 52 -RM         | 53 -RM         | 55 -RM                |
| Heart Rate Source  | ---                 | ---           | ---            | Monitor -RM    | Monitor -RM           |
| Resp               | 18 -JI              | 18 -JI        | 17 -RM         | 17 -RM         | 20 -RM                |
| BP                 | (!) 126/47 -JI      | 143/52 -JI    | (!) 109/40 -RM | (!) 124/49 -RM | 127/55 -RM            |
| BP Location        | ---                 | ---           | ---            | Right arm -RM  | Right arm -RM         |





WS Kennestone Hospital  
677 Church Street  
Marietta GA 30060-1101  
Inpatient Record

Maurice, Eugene George  
MRN: 561253820, DOB: 1/2/1949, Sex: M  
Adm: 6/17/2018, D/C: 6/21/2018

**Flowsheets (all recorded) (continued)**

**Vital Signs (continued)**

| Row Name                            | 06/19/18 0800      | 06/19/18 0700 | 06/19/18 0600    | 06/19/18 0500         | 06/19/18 0400             |
|-------------------------------------|--------------------|---------------|------------------|-----------------------|---------------------------|
| BP Method                           | ---                | ---           | ---              | Non-invasive Cuff -RM | Non-invasive Cuff -RM     |
| MAP (mmHg)                          | 66 mm Hg -JI       | 76 mm Hg -JI  | (I) 56 mm Hg -RM | 68 mm Hg -RM          | 73 mm Hg -RM              |
| Patient Position                    | ---                | ---           | ---              | Sitting -RM           | Supine -RM                |
| <b>Oxygen Therapy</b>               |                    |               |                  |                       |                           |
| SpO2                                | 97 % -JI           | 96 % -JI      | 94 % -RM         | 96 % -RM              | 98 % -RM                  |
| O2 Device                           | Nasal cannula -JI  | ---           | ---              | Nasal cannula -RM     | Nasal cannula -RM         |
| O2 Flow Rate (L/min)                | 2 L/min -JI        | ---           | ---              | ---                   | ---                       |
| Pulse Oximetry Type                 | Continuous -JI     | ---           | ---              | Continuous -RM        | Continuous -RM            |
| SpO2 Alarm Limit High               | ---                | ---           | ---              | 100 -RM               | 100 -RM                   |
| SpO2 Alarm Limit Low                | ---                | ---           | ---              | 90 -RM                | 90 -RM                    |
| POX Probe Site Changed              | ---                | ---           | ---              | No -RM                | No -RM                    |
| <b>Pain Assessment</b>              |                    |               |                  |                       |                           |
| Currently in Pain                   | No -JI             | ---           | ---              | ---                   | ---                       |
| Which Pain Assessment Tool ?        | Numeric (0-10) -JI | ---           | ---              | ---                   | ---                       |
| <b>Numeric Pain Intensity Scale</b> |                    |               |                  |                       |                           |
| Numeric Pain Intensity Score 1      | 0 -JI              | ---           | ---              | ---                   | ---                       |
| <b>24 Chart Check</b>               |                    |               |                  |                       |                           |
| 24 hour chart check complete        | ---                | ---           | ---              | ---                   | Yes -RM                   |
| <b>Patient Observation</b>          |                    |               |                  |                       |                           |
| Observations                        | ---                | ---           | ---              | ---                   | Resting in bed, alert -RM |

| Row Name                     | 06/19/18 0300         | 06/19/18 0200             | 06/19/18 0100         | 06/19/18 0000             | 06/18/18 2300         |
|------------------------------|-----------------------|---------------------------|-----------------------|---------------------------|-----------------------|
| <b>Vital Signs</b>           |                       |                           |                       |                           |                       |
| Temp                         | ---                   | ---                       | ---                   | 98.1 °F (36.7 °C) -MJ     | ---                   |
| Pulse                        | 55 -RM                | 54 -RM                    | 53 -RM                | 56 -RM                    | 59 -RM                |
| Heart Rate Source            | Monitor -RM           | Monitor -RM               | Monitor -RM           | Monitor -RM               | Monitor -RM           |
| Resp                         | 16 -RM                | 19 -RM                    | 19 -RM                | 21 -RM                    | 20 -RM                |
| BP                           | 120/59 -RM            | 113/50 -RM                | (I) 109/44 -RM        | (I) 123/43 -RM            | 127/59 -RM            |
| BP Location                  | Right arm -RM         | Right arm -RM             | Right arm -RM         | Right arm -RM             | Right arm -RM         |
| BP Method                    | Non-invasive Cuff -RM | Non-invasive Cuff -RM     | Non-invasive Cuff -RM | Non-invasive Cuff -RM     | Non-invasive Cuff -RM |
| MAP (mmHg)                   | 73 mm Hg -RM          | 62 mm Hg -RM              | 61 mm Hg -RM          | 61 mm Hg -RM              | 75 mm Hg -RM          |
| Patient Position             | Lying right side -RM  | Lying right side -RM      | Lying left side -RM   | Lying left side -RM       | Lying left side -RM   |
| <b>Oxygen Therapy</b>        |                       |                           |                       |                           |                       |
| SpO2                         | 92 % -RM              | 93 % -RM                  | 92 % -RM              | 94 % -RM                  | 97 % -RM              |
| O2 Device                    | Nasal cannula -RM     | Nasal cannula -RM         | Nasal cannula -RM     | Nasal cannula -RM         | Nasal cannula -RM     |
| Pulse Oximetry Type          | Continuous -RM        | Continuous -RM            | Continuous -RM        | Continuous -RM            | Continuous -RM        |
| SpO2 Alarm Limit High        | 100 -RM               | 100 -RM                   | 100 -RM               | 100 -RM                   | 100 -RM               |
| SpO2 Alarm Limit Low         | 90 -RM                | 90 -RM                    | 90 -RM                | 90 -RM                    | 90 -RM                |
| POX Probe Site Changed       | No -RM                | No -RM                    | No -RM                | No -RM                    | No -RM                |
| <b>24 Chart Check</b>        |                       |                           |                       |                           |                       |
| 24 hour chart check complete | ---                   | Yes -RM                   | ---                   | Yes -RM                   | ---                   |
| <b>Patient Observation</b>   |                       |                           |                       |                           |                       |
| Observations                 | ---                   | Resting in bed, alert -RM | ---                   | Resting in bed, alert -RM | ---                   |

| Row Name              | 06/18/18 2200         | 06/18/18 2100 | 06/18/18 2000         | 06/18/18 1900 | 06/18/18 1800 |
|-----------------------|-----------------------|---------------|-----------------------|---------------|---------------|
| <b>Vital Signs</b>    |                       |               |                       |               |               |
| Temp                  | ---                   | ---           | 98.4 °F (36.9 °C) -MJ | ---           | ---           |
| Pulse                 | 55 -RM                | 56 -RM        | 56 -RM                | 56 -RM        | 56 -RM        |
| Heart Rate Source     | Monitor -RM           | Monitor -RM   | Monitor -RM           | Monitor -RM   | ---           |
| Resp                  | 21 -RM                | 21 -RM        | 22 -RM                | 22 -RM        | 20 -RM        |
| BP                    | ---                   | ---           | ---                   | ---           | 132/60 -RM    |
| BP Location           | Right arm -RM         | ---           | ---                   | ---           | ---           |
| BP Method             | Non-invasive Cuff -RM | ---           | ---                   | ---           | ---           |
| MAP (mmHg)            | ---                   | ---           | ---                   | ---           | 75 mm Hg -RM  |
| Patient Position      | Supine -RM            | ---           | ---                   | ---           | ---           |
| <b>Oxygen Therapy</b> |                       |               |                       |               |               |
| SpO2                  | 99 % -RM              | 99 % -RM      | 96 % -RM              | (I) 89 % -RM  | 94 % -RM      |





WS Kennestone Hospital  
677 Church Street  
Marietta GA 30060-1101  
Inpatient Record

Maurice, Eugene George  
MRN: 561253820, DOB: 1/2/1949, Sex: M  
Adm: 6/17/2018, D/C: 6/21/2018

**Flowsheets (all recorded) (continued)**

**Vital Signs (continued)**

| Row Name                            | 06/18/18 2200             | 06/18/18 2100      | 06/18/18 2000             | 06/18/18 1900      | 06/18/18 1800 |
|-------------------------------------|---------------------------|--------------------|---------------------------|--------------------|---------------|
| O2 Device                           | Nasal cannula -RM         | Nasal cannula -RM  | Nasal cannula -RM         | Nasal cannula -RM  | ---           |
| Pulse Oximetry Type                 | Continuous -RM            | Continuous -RM     | Continuous -RM            | Continuous -RM     | ---           |
| SpO2 Alarm Limit High               | 100 -RM                   | 100 -RM            | 100 -RM                   | 100 -RM            | ---           |
| SpO2 Alarm Limit Low                | 90 -RM                    | 90 -RM             | 90 -RM                    | 90 -RM             | ---           |
| POX Probe Site Changed              | No -RM                    | No -RM             | No -RM                    | No -RM             | ---           |
| <b>Pain Assessment</b>              |                           |                    |                           |                    |               |
| Currently in Pain                   | ---                       | No -RM             | No -RM                    | No -RM             | ---           |
| Which Pain Assessment Tool ?        | ---                       | Numeric (0-10) -RM | Numeric (0-10) -RM        | Numeric (0-10) -RM | ---           |
| <b>Pain Assessment History</b>      |                           |                    |                           |                    |               |
| Previous experiences with pain?     | ---                       | No -RM             | No -RM                    | No -RM             | ---           |
| Patient's Stated Pain Goal          | ---                       | ---                | 0 (No Pain) -RM           | ---                | ---           |
| <b>Numeric Pain Intensity Scale</b> |                           |                    |                           |                    |               |
| Numeric Pain Intensity Score 1      | ---                       | 0 -RM              | 0 -RM                     | 0 -RM              | ---           |
| <b>24 Chart Check</b>               |                           |                    |                           |                    |               |
| 24 hour chart check complete        | Yes -RM                   | ---                | Yes -RM                   | ---                | ---           |
| <b>Patient Observation</b>          |                           |                    |                           |                    |               |
| Observations                        | Resting in bed, alert -RM | ---                | Resting in bed, alert -RM | ---                | ---           |

| Row Name                            | 06/18/18 1727         | 06/18/18 1600      | 06/18/18 1500 | 06/18/18 1400 | 06/18/18 1300  |
|-------------------------------------|-----------------------|--------------------|---------------|---------------|----------------|
| <b>Vital Signs</b>                  |                       |                    |               |               |                |
| Temp                                | 98.1 °F (36.7 °C) -JD | ---                | ---           | ---           | ---            |
| Temp src                            | Oral -JD              | ---                | ---           | ---           | ---            |
| Pulse                               | ---                   | 52 -JI             | 54 -JI        | 58 -JI        | 57 -JI         |
| Resp                                | ---                   | 20 -JI             | 18 -JI        | 19 -JI        | 15 -JI         |
| BP                                  | ---                   | 142/57 -JI         | 151/56 -JI    | 134/53 -JI    | (I) 130/45 -JI |
| MAP (mmHg)                          | ---                   | 76 mm Hg -JI       | 79 mm Hg -JI  | 72 mm Hg -JI  | 65 mm Hg -JI   |
| <b>Oxygen Therapy</b>               |                       |                    |               |               |                |
| SpO2                                | ---                   | (I) 87 % -JI       | 95 % -JI      | 91 % -JI      | 93 % -JI       |
| <b>Pain Assessment</b>              |                       |                    |               |               |                |
| Currently in Pain                   | ---                   | No -JI             | ---           | ---           | ---            |
| Which Pain Assessment Tool ?        | ---                   | Numeric (0-10) -JI | ---           | ---           | ---            |
| <b>Numeric Pain Intensity Scale</b> |                       |                    |               |               |                |
| Numeric Pain Intensity Score 1      | ---                   | 0 -JI              | ---           | ---           | ---            |

| Row Name                            | 06/18/18 1230         | 06/18/18 1200      | 06/18/18 1100  | 06/18/18 1000 | 06/18/18 0900 |
|-------------------------------------|-----------------------|--------------------|----------------|---------------|---------------|
| <b>Vital Signs</b>                  |                       |                    |                |               |               |
| Temp                                | 97.7 °F (36.5 °C) -JD | ---                | ---            | ---           | ---           |
| Temp src                            | Oral -JD              | ---                | ---            | ---           | ---           |
| Pulse                               | ---                   | 52 -JI             | 50 -JI         | 51 -JI        | (I) 49 -JI    |
| Resp                                | ---                   | 18 -JI             | 17 -JI         | 16 -JI        | 16 -JI        |
| BP                                  | ---                   | 140/56 -JI         | (I) 128/46 -JI | 131/52 -JI    | 137/54 -JI    |
| MAP (mmHg)                          | ---                   | 77 mm Hg -JI       | 66 mm Hg -JI   | 72 mm Hg -JI  | 75 mm Hg -JI  |
| <b>Oxygen Therapy</b>               |                       |                    |                |               |               |
| SpO2                                | ---                   | ---                | 97 % -JI       | 98 % -JI      | 100 % -JI     |
| <b>Pain Assessment</b>              |                       |                    |                |               |               |
| Currently in Pain                   | ---                   | No -JI             | ---            | ---           | ---           |
| Which Pain Assessment Tool ?        | ---                   | Numeric (0-10) -JI | ---            | ---           | ---           |
| <b>Numeric Pain Intensity Scale</b> |                       |                    |                |               |               |
| Numeric Pain Intensity Score 1      | ---                   | 0 -JI              | ---            | ---           | ---           |

| Row Name           | 06/18/18 0831         | 06/18/18 0800 | 06/18/18 0700 | 06/18/18 0600         | 06/18/18 0500 |
|--------------------|-----------------------|---------------|---------------|-----------------------|---------------|
| <b>Vital Signs</b> |                       |               |               |                       |               |
| Temp               | 97.8 °F (36.6 °C) -JD | ---           | ---           | 98.2 °F (36.8 °C) -RM | ---           |



WS Kennestone Hospital  
677 Church Street  
Marietta GA 30060-1101  
Inpatient Record

Maurice, Eugene George  
MRN: 561253820, DOB: 1/2/1949, Sex: M  
Adm: 6/17/2018, D/C: 6/21/2018

**Flowsheets (all recorded) (continued)**

**Vital Signs (continued)**

| Row Name          | 06/18/18 0831 | 06/18/18 0800  | 06/18/18 0700  | 06/18/18 0600         | 06/18/18 0500         |
|-------------------|---------------|----------------|----------------|-----------------------|-----------------------|
| Temp src          | Oral -JD      | ---            | ---            | Axillary -RM          | ---                   |
| Pulse             | ---           | (I) 48 -JI     | (I) 46 -JI     | (I) 46 -RM            | (I) 47 -RM            |
| Heart Rate Source | ---           | ---            | ---            | Monitor -RM           | Monitor -RM           |
| Resp              | ---           | 17 -JI         | 17 -JI         | 13 -RM                | 18 -RM                |
| BP                | ---           | (I) 123/49 -JI | (I) 115/49 -JI | (I) 126/48 -RM        | 122/52 -RM            |
| BP Location       | ---           | ---            | ---            | Right arm -RM         | Right arm -RM         |
| BP Method         | ---           | ---            | ---            | Non-invasive Cuff -RM | Non-invasive Cuff -RM |
| MAP (mmHg)        | ---           | 66 mm Hg -JI   | 65 mm Hg -JI   | 68 mm Hg -RM          | 69 mm Hg -RM          |
| Patient Position  | ---           | ---            | ---            | Supine -RM            | Lying left side -RM   |

**Oxygen Therapy**

|                        |     |                   |          |                   |                   |
|------------------------|-----|-------------------|----------|-------------------|-------------------|
| SpO2                   | --- | 91 % -JI          | 95 % -JI | 97 % -RM          | 97 % -RM          |
| O2 Device              | --- | Nasal cannula -JI | ---      | Nasal cannula -RM | Nasal cannula -RM |
| O2 Flow Rate (L/min)   | --- | 5 L/min -JI       | ---      | ---               | ---               |
| Pulse Oximetry Type    | --- | Continuous -JI    | ---      | Continuous -RM    | Continuous -RM    |
| SpO2 Alarm Limit High  | --- | ---               | ---      | 100 -RM           | 100 -RM           |
| SpO2 Alarm Limit Low   | --- | ---               | ---      | 90 -RM            | 90 -RM            |
| POX Probe Site Changed | --- | ---               | ---      | No -RM            | No -RM            |

**Pain Assessment**

|                              |     |                    |     |                    |                    |
|------------------------------|-----|--------------------|-----|--------------------|--------------------|
| Currently in Pain            | --- | No -JI             | --- | No -RM             | No -RM             |
| Which Pain Assessment Tool ? | --- | Numeric (0-10) -JI | --- | Numeric (0-10) -RM | Numeric (0-10) -RM |

**Pain Assessment History**

|                                 |     |     |     |        |        |
|---------------------------------|-----|-----|-----|--------|--------|
| Previous experiences with pain? | --- | --- | --- | No -RM | No -RM |
| History of Chronic Pain?        | --- | --- | --- | No -RM | No -RM |

**Numeric Pain Intensity Scale**

|                                |     |       |     |       |       |
|--------------------------------|-----|-------|-----|-------|-------|
| Numeric Pain Intensity Score 1 | --- | 0 -JI | --- | 0 -RM | 0 -RM |
|--------------------------------|-----|-------|-----|-------|-------|

**Height and Weight**

|               |     |     |     |                              |     |
|---------------|-----|-----|-----|------------------------------|-----|
| Weight        | --- | --- | --- | 104.9 kg (231 lb 4.2 oz) -RM | --- |
| Weight Method | --- | --- | --- | Actual -RM                   | --- |

**Patient Observation**

|              |     |     |     |     |                    |
|--------------|-----|-----|-----|-----|--------------------|
| Observations | --- | --- | --- | --- | Resting in bed -RM |
|--------------|-----|-----|-----|-----|--------------------|

| Row Name | 06/18/18 0445 | 06/18/18 0400 | 06/18/18 0300 | 06/18/18 0200 | 06/18/18 0115 |
|----------|---------------|---------------|---------------|---------------|---------------|
|----------|---------------|---------------|---------------|---------------|---------------|

**Vital Signs**

|                   |                     |                       |                       |                       |        |
|-------------------|---------------------|-----------------------|-----------------------|-----------------------|--------|
| Temp              | 98.6 °F (37 °C) -RM | ---                   | ---                   | ---                   | ---    |
| Temp src          | Axillary -RM        | ---                   | ---                   | ---                   | ---    |
| Pulse             | (I) 47 -RM          | (I) 49 -RM            | (I) 49 -RM            | 51 -RM                | 54 -RM |
| Heart Rate Source | ---                 | Monitor -RM           | Monitor -RM           | Monitor -RM           | ---    |
| Resp              | 18 -RM              | 19 -RM                | 18 -RM                | 19 -RM                | 20 -RM |
| BP                | 120/52 -RM          | 117/50 -RM            | (I) 109/43 -RM        | (I) 102/39 -RM        | ---    |
| BP Location       | ---                 | Right arm -RM         | Right arm -RM         | Right arm -RM         | ---    |
| BP Method         | ---                 | Non-invasive Cuff -RM | Non-invasive Cuff -RM | Non-invasive Cuff -RM | ---    |
| MAP (mmHg)        | ---                 | 67 mm Hg -RM          | 60 mm Hg -RM          | (I) 55 mm Hg -RM      | ---    |
| Patient Position  | ---                 | Sitting -RM           | Supine -RM            | Lying right side -RM  | ---    |

**Oxygen Therapy**

|                        |                   |                   |                   |                   |     |
|------------------------|-------------------|-------------------|-------------------|-------------------|-----|
| SpO2                   | ---               | 97 % -RM          | 92 % -RM          | (I) 87 % -RM      | --- |
| O2 Device              | Nasal cannula -RM | Nasal cannula -RM | Nasal cannula -RM | Nasal cannula -RM | --- |
| O2 Flow Rate (L/min)   | ---               | ---               | 5 L/min -RM       | 5 L/min -RM       | --- |
| Pulse Oximetry Type    | Continuous -RM    | Continuous -RM    | Continuous -RM    | Continuous -RM    | --- |
| SpO2 Alarm Limit High  | ---               | 100 -RM           | 100 -RM           | 100 -RM           | --- |
| SpO2 Alarm Limit Low   | ---               | 90 -RM            | 90 -RM            | 90 -RM            | --- |
| POX Probe Site Changed | ---               | No -RM            | No -RM            | No -RM            | --- |

**Pain Assessment**

|                              |     |                    |                    |                    |     |
|------------------------------|-----|--------------------|--------------------|--------------------|-----|
| Currently in Pain            | --- | No -RM             | No -RM             | No -RM             | --- |
| Which Pain Assessment Tool ? | --- | Numeric (0-10) -RM | Numeric (0-10) -RM | Numeric (0-10) -RM | --- |

**Pain Assessment History**



WS Kennestone Hospital  
677 Church Street  
Marietta GA 30060-1101  
Inpatient Record

Maurice, Eugene George  
MRN: 561253820, DOB: 1/2/1949, Sex: M  
Adm: 6/17/2018, D/C: 6/21/2018

**Flowsheets (all recorded) (continued)**

**Vital Signs (continued)**

| Row Name                            | 06/18/18 0445 | 06/18/18 0400 | 06/18/18 0300 | 06/18/18 0200 | 06/18/18 0115 |
|-------------------------------------|---------------|---------------|---------------|---------------|---------------|
| Previous experiences with pain?     | —             | No -RM        | No -RM        | No -RM        | —             |
| History of Chronic Pain?            | —             | No -RM        | No -RM        | No -RM        | —             |
| <b>Numeric Pain Intensity Scale</b> |               |               |               |               |               |
| Numeric Pain Intensity Score 1      | —             | 0 -RM         | 0 -RM         | 0 -RM         | —             |

| Row Name           | 06/18/18 0100         | 06/18/18 0051         | 06/18/18 0000         | 06/17/18 2300         | 06/17/18 2225         |
|--------------------|-----------------------|-----------------------|-----------------------|-----------------------|-----------------------|
| <b>Vital Signs</b> |                       |                       |                       |                       |                       |
| Temp               | —                     | 98.1 °F (36.7 °C) -RM | —                     | —                     | 98 °F (36.7 °C) -AF   |
| Temp src           | —                     | Oral -RM              | —                     | —                     | Oral -AF              |
| Pulse              | 57 -RM                | 57 -RM                | 55 -RM                | 54 -RM                | 53 -AF                |
| Heart Rate Source  | Monitor -RM           | Monitor -RM           | Monitor -RM           | Monitor -RM           | Monitor -AF           |
| Resp               | 21 -RM                | 20 -RM                | 20 -RM                | 17 -RM                | 18 -AF                |
| BP                 | 123/51 -RM            | 140/52 -RM            | (I) 115/45 -RM        | (I) 110/41 -RM        | (I) 128/41 -AF        |
| BP Location        | Right arm -RM         | —                     | Right arm -RM         | Right arm -RM         | Right arm -RM         |
| BP Method          | Non-invasive Cuff -RM | —                     | Non-invasive Cuff -RM | Non-invasive Cuff -RM | Non-invasive Cuff -RM |
| MAP (mmHg)         | 69 mm Hg -RM          | —                     | 62 mm Hg -RM          | (I) 58 mm Hg -RM      | —                     |
| Patient Position   | Lying left side -RM   | —                     | Lying left side -RM   | Sitting -RM           | Sitting -RM           |

**Oxygen Therapy**

|                        |                   |   |                   |                   |                   |
|------------------------|-------------------|---|-------------------|-------------------|-------------------|
| SpO2                   | (I) 88 % -RM      | — | 92 % -RM          | 90 % -RM          | 92 % -AF          |
| O2 Device              | Nasal cannula -RM | — | Nasal cannula -RM | Nasal cannula -RM | Nasal cannula -AF |
| O2 Flow Rate (L/min)   | —                 | — | —                 | —                 | 2 L/min -AF       |
| Pulse Oximetry Type    | Continuous -RM    | — | Continuous -RM    | Continuous -RM    | Continuous -RM    |
| SpO2 Alarm Limit High  | 100 -RM           | — | 100 -RM           | 100 -RM           | 100 -RM           |
| SpO2 Alarm Limit Low   | 90 -RM            | — | 90 -RM            | 90 -RM            | 90 -RM            |
| POX Probe Site Changed | No -RM            | — | Yes -RM           | No -RM            | No -RM            |

**Pain Assessment**

|                              |                    |   |                    |                    |                    |
|------------------------------|--------------------|---|--------------------|--------------------|--------------------|
| Currently in Pain            | No -RM             | — | No -RM             | No -RM             | No -RM             |
| Which Pain Assessment Tool ? | Numeric (0-10) -RM | — | Numeric (0-10) -RM | Numeric (0-10) -RM | Numeric (0-10) -RM |

**Pain Assessment History**

|                                 |        |   |        |        |        |
|---------------------------------|--------|---|--------|--------|--------|
| Previous experiences with pain? | No -RM | — | No -RM | No -RM | No -RM |
| History of Chronic Pain?        | No -RM | — | No -RM | No -RM | No -RM |

**Numeric Pain Intensity Scale**

|                                |       |   |       |       |       |
|--------------------------------|-------|---|-------|-------|-------|
| Numeric Pain Intensity Score 1 | 0 -RM | — | 0 -RM | 0 -RM | 0 -RM |
|--------------------------------|-------|---|-------|-------|-------|

**Height and Weight**

|                                 |   |   |   |   |                               |
|---------------------------------|---|---|---|---|-------------------------------|
| Height                          | — | — | — | — | 67" (1.702 m) -AF             |
| Weight                          | — | — | — | — | 103.4 kg (227 lb 15.3 oz) -AF |
| Weight Method                   | — | — | — | — | Actual -AF                    |
| BSA (Calculated - sq m)         | — | — | — | — | 2.21 sq meters -AF            |
| BMI (Calculated)                | — | — | — | — | 35.7 -AF                      |
| Weight in (lb) to have BMI = 25 | — | — | — | — | 159.3 -AF                     |

**24 Chart Check**

|                              |   |   |   |   |         |
|------------------------------|---|---|---|---|---------|
| 24 hour chart check complete | — | — | — | — | Yes -RM |
|------------------------------|---|---|---|---|---------|

**Patient Observation**

|              |   |   |                           |   |                                       |
|--------------|---|---|---------------------------|---|---------------------------------------|
| Observations | — | — | Resting in bed, alert -RM | — | REsting in bed, sitting up, alert -RM |
|--------------|---|---|---------------------------|---|---------------------------------------|

| Row Name           | 06/17/18 2037         | 06/17/18 1823         | 06/17/18 1738         | 06/17/18 1720         | 06/17/18 1708         |
|--------------------|-----------------------|-----------------------|-----------------------|-----------------------|-----------------------|
| <b>Vital Signs</b> |                       |                       |                       |                       |                       |
| Temp               | 98.2 °F (36.8 °C) -BR | 98.2 °F (36.8 °C) -BR | 98.2 °F (36.8 °C) -BR | 98.2 °F (36.8 °C) -BR | 97.8 °F (36.6 °C) -BR |
| Temp src           | Oral -BR              | Oral -BR              | Oral -BR              | Oral -BR              | Oral -BR              |
| Pulse              | 57 -BR                | 51 -BR                | 55 -BR                | 55 -BR                | 55 -BR                |
| Heart Rate Source  | Monitor -BR           | Monitor -BR           | Monitor -BR           | —                     | Monitor -BR           |
| Resp               | 16 -BR                | 18 -BR                | 18 -BR                | 18 -BR                | 18 -BR                |



WS Kennestone Hospital  
 677 Church Street  
 Marietta GA 30060-1101  
 Inpatient Record

Maurice, Eugene George  
 MRN: 561253820, DOB: 1/2/1949, Sex: M  
 Adm: 6/17/2018, D/C: 6/21/2018

**Flowsheets (all recorded) (continued)**

**Vital Signs (continued)**

| Row Name           | 06/17/18 2037 | 06/17/18 1823 | 06/17/18 1738 | 06/17/18 1720 | 06/17/18 1708  |
|--------------------|---------------|---------------|---------------|---------------|----------------|
| Respiration Source | visual -BR    | visual -BR    | visual -BR    | ---           | visual -BR     |
| BP                 | 134/59 -BR    | 126/55 -BR    | 132/56 -BR    | 129/53 -BR    | (I) 115/49 -BR |
| BP Location        | Right arm -BR | Right arm -BR | Right arm -BR | ---           | Right arm -BR  |
| BP Method          | Portable -BR  | Portable -BR  | Portable -BR  | ---           | Portable -BR   |
| Patient Position   | Sitting -BR   | Sitting -BR   | Sitting -BR   | ---           | Standing -BR   |

**Oxygen Therapy**

|           |           |                     |                     |     |                     |
|-----------|-----------|---------------------|---------------------|-----|---------------------|
| SpO2      | 100 % -BR | 100 % -BR           | 100 % -BR           | --- | 100 % -BR           |
| O2 Device | ---       | None (Room air) -BR | None (Room air) -BR | --- | None (Room air) -BR |

**Numeric Pain Intensity Scale**

|                                |       |       |     |     |     |
|--------------------------------|-------|-------|-----|-----|-----|
| Numeric Pain Intensity Score 1 | 0 -BR | 0 -BR | --- | --- | --- |
|--------------------------------|-------|-------|-----|-----|-----|

| Row Name | 06/17/18 1706 | 06/17/18 1538 | 06/17/18 1537 | 06/17/18 1535 | 06/17/18 1504 |
|----------|---------------|---------------|---------------|---------------|---------------|
|----------|---------------|---------------|---------------|---------------|---------------|

**Vital Signs**

|       |     |     |                       |     |     |
|-------|-----|-----|-----------------------|-----|-----|
| Temp  | --- | --- | 97.8 °F (36.6 °C) -RG | --- | --- |
| Pulse | --- | --- | 55 -RG                | --- | --- |
| Resp  | --- | --- | 22 -RG                | --- | --- |
| BP    | --- | --- | 114/51 -RG            | --- | --- |

**Oxygen Therapy**

|           |     |                     |     |     |     |
|-----------|-----|---------------------|-----|-----|-----|
| O2 Device | --- | None (Room air) -RG | --- | --- | --- |
|-----------|-----|---------------------|-----|-----|-----|

**Pain Assessment**

|                   |     |     |     |     |        |
|-------------------|-----|-----|-----|-----|--------|
| Currently in Pain | --- | --- | --- | --- | No -RG |
|-------------------|-----|-----|-----|-----|--------|

**Numeric Pain Intensity Scale**

|                                |       |     |     |     |       |
|--------------------------------|-------|-----|-----|-----|-------|
| Numeric Pain Intensity Score 1 | 0 -BR | --- | --- | --- | 0 -RG |
|--------------------------------|-------|-----|-----|-----|-------|

**Height and Weight**

|               |     |     |     |                      |     |
|---------------|-----|-----|-----|----------------------|-----|
| Weight        | --- | --- | --- | 95.3 kg (210 lb) -RG | --- |
| Weight Method | --- | --- | --- | Stated -RG           | --- |

| Row Name | 06/17/18 1502 | 06/17/18 1437 |
|----------|---------------|---------------|
|----------|---------------|---------------|

**Vital Signs**

|                    |                       |        |
|--------------------|-----------------------|--------|
| Temp               | 97.7 °F (36.5 °C) -RG | ---    |
| Temp src           | Oral -RG              | ---    |
| Pulse              | 54 -RG                | 56 -NS |
| Heart Rate Source  | Monitor -RG           | ---    |
| Resp               | 25 -RG                | ---    |
| Respiration Source | visual -RG            | ---    |
| BP                 | 112/52 -RG            | ---    |
| BP Location        | Left arm -RG          | ---    |
| BP Method          | Non-invasive Cuff -RG | ---    |
| Patient Position   | Supine -RG            | ---    |

**Oxygen Therapy**

|                     |                     |          |
|---------------------|---------------------|----------|
| SpO2                | 100 % -RG           | 98 % -NS |
| O2 Device           | None (Room air) -RG | ---      |
| Pulse Oximetry Type | Continuous -RG      | ---      |





WS Kennestone Hospital  
677 Church Street  
Marietta GA 30060-1101  
Inpatient Record

Maurice, Eugene George  
MRN: 561253820, DOB: 1/2/1949, Sex: M  
Adm: 6/17/2018, D/C: 6/21/2018

**Flowsheets (all recorded)**

**Complex Assessment**

| Row Name                            | 06/21/18 11:36:09   | 06/21/18 1000        | 06/21/18 0830                                  | 06/21/18 0800          | 06/21/18 07:35:36   |
|-------------------------------------|---------------------|----------------------|--|------------------------|---------------------|
| <b>Neurological</b>                 |                     |                      |  |                        |                     |
| Level of Consciousness              | —                   | —                    | Alert -AM                                      | —                      | —                   |
| <b>Respiratory</b>                  |                     |                      |  |                        |                     |
| Respiratory Pattern                 | —                   | —                    | Regular -AM                                    | —                      | —                   |
| Bilateral Breath Sounds             | —                   | —                    | Clear -AM                                      | —                      | —                   |
| <b>Oxygen Therapy</b>               |                     |                      |  |                        |                     |
| SpO2                                | 96 % -DI (r) CI (t) | —                    | —  | —                      | 95 % -DI (r) CI (t) |
| O2 Device                           | None (Room air) -CI | —                    | None (Room air) -AM                            | —                      | None (Room air) -CI |
| <b>Incentive Spirometer</b>         |                     |                      |  |                        |                     |
| Is pt using incentive spirometer?   | —                   | Yes, independent -JK | —  | Yes, independent -CI   | —                   |
| <b>Cardiac Monitor</b>              |                     |                      |  |                        |                     |
| Telemetry Monitor On                | —                   | —                    | —  | Other (Comment) dc -CI | —                   |
| Telemetry Audible                   | —                   | —                    | —  | No -CI                 | —                   |
| Telemetry Alarms Set                | —                   | —                    | —  | — -CI                  | —                   |
| Telemetry Box Number                | —                   | —                    | —  | — -CI                  | —                   |
| <b>Peripheral Vascular</b>          |                     |                      |  |                        |                     |
| Peripheral Vascular (WDL)           | —                   | —                    | X -AM  | —                      | —                   |
| RLE Capillary Refill                | —                   | —                    | Less than/equal to 3 seconds -AM               | —                      | —                   |
| LLE Capillary Refill                | —                   | —                    | Less than/equal to 3 seconds -AM               | —                      | —                   |
| Edema                               | —                   | —                    | Left lower extremity;Right lower extremity -AM | —                      | —                   |
| RLE Edema                           | —                   | —                    | +2 -AM   | —                      | —                   |
| LLE Edema                           | —                   | —                    | +2 -AM   | —                      | —                   |
| <b>RUE Neurovascular Assessment</b> |                     |                      |  |                        |                     |
| R Radial Pulse                      | —                   | —                    | +2 -AM   | —                      | —                   |
| <b>LUE Neurovascular Assessment</b> |                     |                      |  |                        |                     |
| L Radial Pulse                      | —                   | —                    | +2 -AM   | —                      | —                   |
| <b>RLE Neurovascular Assessment</b> |                     |                      |  |                        |                     |
| RLE Color                           | —                   | —                    | Appropriate for ethnicity -AM                  | —                      | —                   |
| RLE Temperature/Moisture            | —                   | —                    | Warm -AM                                       | —                      | —                   |
| RLE Sensation                       | —                   | —                    | Present -AM                                    | —                      | —                   |
| R Pedal Pulse                       | —                   | —                    | +2 -AM   | —                      | —                   |
| <b>LLE Neurovascular Assessment</b> |                     |                      |  |                        |                     |
| LLE Color                           | —                   | —                    | Appropriate for ethnicity -AM                  | —                      | —                   |
| LLE Temperature/Moisture            | —                   | —                    | Warm -AM                                       | —                      | —                   |
| LLE Sensation                       | —                   | —                    | Present -AM                                    | —                      | —                   |
| L Pedal Pulse                       | —                   | —                    | +2 -AM   | —                      | —                   |
| <b>Integumentary</b>                |                     |                      |  |                        |                     |
| Integumentary (WDL)                 | —                   | —                    | WDL -AM  | —                      | —                   |
| <b>Braden Scale</b>                 |                     |                      |  |                        |                     |
| Sensory Perceptions                 | —                   | —                    | 4 -AM  | —                      | —                   |
| Moisture                            | —                   | —                    | 4 -AM  | —                      | —                   |
| Activity                            | —                   | —                    | 3 -AM  | —                      | —                   |
| Mobility                            | —                   | —                    | 4 -AM  | —                      | —                   |
| Nutrition                           | —                   | —                    | 3 -AM  | —                      | —                   |
| Friction and Shear                  | —                   | —                    | 3 -AM  | —                      | —                   |
| Braden Scale Score                  | —                   | —                    | 21 -AM   | —                      | —                   |
| <b>Musculoskeletal</b>              |                     |                      |  |                        |                     |
| Musculoskeletal (WDL)               | —                   | —                    | WDL -AM  | —                      | —                   |



WS Kennestone Hospital  
677 Church Street  
Marietta GA 30060-1101  
Inpatient Record

Maurice, Eugene George  
MRN: 561253820, DOB: 1/2/1949, Sex: M  
Adm: 6/17/2018, D/C: 6/21/2018

**Flowsheets (all recorded) (continued)**

**Complex Assessment (continued)**

| Row Name                                 | 06/21/18 11:36:09 | 06/21/18 1000        | 06/21/18 0830        | 06/21/18 0800   | 06/21/18 07:35:36 |
|--|-------------------|----------------------|----------------------|---|-------------------|
| <b>Hester Davis Fall Risk Assessment</b> |                   |                      |                      |   |                   |
| Last Known Fall                          | ---               | ---                  | 0 -AM                | ---   | ---               |
| Mobility                                 | ---               | ---                  | 0 -AM                | ---   | ---               |
| Medications                              | ---               | ---                  | 1 -AM                | ---   | ---               |
| Mental Status/LOC/Awareness              | ---               | ---                  | 0 -AM                | ---   | ---               |
| Toileting Needs                          | ---               | ---                  | 0 -AM                | ---   | ---               |
| Volume/Electrolyte Status                | ---               | ---                  | 0 -AM                | ---   | ---               |
| Communication/Sensory Behavior           | ---               | ---                  | 1 -AM                | ---   | ---               |
| Hester Davis Fall Risk Total             | ---               | ---                  | 0 -AM                | ---   | ---               |
| Hester Davis Fall Risk Total             | ---               | ---                  | 5 -AM                | ---   | ---               |
| <b>Get-Up-And-Go Test</b>                |                   |                      |                      |   |                   |
| Get-Up-And-Go Test: "Rising from Chair"  | ---               | ---                  | 1 -AM                | ---   | ---               |
| <b>Gastrointestinal</b>                  |                   |                      |                      |   |                   |
| Gastrointestinal (WDL)                   | ---               | ---                  | WDL -AM              | ---   | ---               |
| Abdomen Inspection                       | ---               | ---                  | Soft;Rounded -AM     | ---   | ---               |
| Bowel Sounds (All Quadrants)             | ---               | ---                  | Active -AM           | ---   | ---               |
| <b>Genitourinary</b>                     |                   |                      |                      |   |                   |
| Genitourinary (WDL)                      | ---               | ---                  | WDL -AM              | ---   | ---               |
| Urinary Source                           | ---               | ---                  | Voiding -AM          | ---   | ---               |
| <b>Psychosocial</b>                      |                   |                      |                      |   |                   |
| Psychosocial (WDL)                       | ---               | ---                  | WDL -AM              | ---   | ---               |
| <b>Charting Type</b>                     |                   |                      |                      |   |                   |
| Charting Type                            | ---               | ---                  | Shift assessment -AM | ---   | ---               |
| Row Name                                 | 06/21/18 0545     | 06/21/18 04:07:21    | 06/20/18 23:57:07    | 06/20/18 2133   | 06/20/18 2000     |
| <b>Neurological</b>                      |                   |                      |                      |   |                   |
| Level of Consciousness                   | ---               | ---                  | ---                  | Alert -TS   | ---               |
| <b>HEENT</b>                             |                   |                      |                      |   |                   |
| HEENT (WDL)                              | ---               | ---                  | ---                  | X -TS   | ---               |
| R Eye                                    | ---               | ---                  | ---                  | Impaired vision -TS   | ---               |
| L Eye                                    | ---               | ---                  | ---                  | Impaired vision -TS   | ---               |
| Nose                                     | ---               | ---                  | ---                  | Intact;Other (Comment) scant bloody mucus when blowing nose -TS | ---               |
| Teeth                                    | ---               | ---                  | ---                  | Missing teeth -TS   | ---               |
| <b>Respiratory</b>                       |                   |                      |                      |   |                   |
| Respiratory Pattern                      | ---               | ---                  | ---                  | Regular -TS   | ---               |
| Chest Assessment                         | ---               | ---                  | ---                  | Chest expansion symmetrical -TS                                 | ---               |
| Bilateral Breath Sounds                  | ---               | ---                  | ---                  | Clear;Diminished -TS  | ---               |
| <b>Oxygen Therapy</b>                    |                   |                      |                      |   |                   |
| SpO2                                     | ---               | 93 % -DI (r) TW (t)  | 93 % -DI (r) TW (t)  | ---   | ---               |
| O2 Device                                | ---               | None (Room air) -TW  | None (Room air) -TW  | None (Room air) -TS   | ---               |
| <b>Incentive Spirometer</b>              |                   |                      |                      |   |                   |
| Is pt using incentive spirometer?        | ---               | Yes, independent -TW | Yes, independent -TW | Yes (independent) -TS   | ---               |
| <b>Cardiac</b>                           |                   |                      |                      |   |                   |
| Heart Sounds                             | ---               | ---                  | ---                  | S1, S2 -TS  | ---               |
| Cardiac Symptoms                         | ---               | ---                  | ---                  | None -TS  | ---               |
| <b>Cardiac Monitor</b>                   |                   |                      |                      |   |                   |
| Telemetry Monitor On                     | ---               | Yes -TW              | Yes -TW              | Yes -TS   | ---               |
| Telemetry Audible                        | ---               | Yes -TW              | Yes -TW              | Yes -TS   | ---               |
| Telemetry Alarms Set                     | ---               | Yes -TW              | Yes -TW              | Yes -TS   | ---               |



Flowsheets (all recorded) (continued)

Complex Assessment (continued)

| Row Name                            | 06/21/18 0545 | 06/21/18 04:07:21 | 06/20/18 23:57:07 | 06/20/18 2133                                      | 06/20/18 2000 |
|-------------------------------------|---------------|-------------------|-------------------|--|---------------|
| Telemetry Box Number                | ---           | 5208 -TW          | 5208 -TW          | 5208 -TS   | ---           |
| <b>Peripheral Vascular</b>          |               |                   |                   |  |               |
| Peripheral Vascular (WDL)           | ---           | ---               | ---               | X -TS  | ---           |
| Cyanosis                            | ---           | ---               | ---               | None -TS   | ---           |
| Capillary Refill                    | ---           | ---               | ---               | Less than/equal to 2 seconds (All extremities) -TS | ---           |
| RUE Capillary Refill                | ---           | ---               | ---               | Less than/equal to 3 seconds -TS                   | ---           |
| LUE Capillary Refill                | ---           | ---               | ---               | Less than/equal to 3 seconds -TS                   | ---           |
| RLE Capillary Refill                | ---           | ---               | ---               | Less than/equal to 3 seconds -TS                   | ---           |
| LLE Capillary Refill                | ---           | ---               | ---               | Less than/equal to 3 seconds -TS                   | ---           |
| Pulses                              | ---           | ---               | ---               | R pedal;L pedal;R radial;L radial -TS              | ---           |
| Edema                               | ---           | ---               | ---               | Right lower extremity;Left lower extremity -TS     | ---           |
| RLE Edema                           | ---           | ---               | ---               | +2 -TS   | ---           |
| LLE Edema                           | ---           | ---               | ---               | +2 -TS   | ---           |
| <b>RUE Neurovascular Assessment</b> |               |                   |                   |  |               |
| RUE Color                           | ---           | ---               | ---               | Appropriate for ethnicity -TS                      | ---           |
| RUE Temperature/Moisture            | ---           | ---               | ---               | Warm;Dry -TS                                       | ---           |
| RUE Sensation                       | ---           | ---               | ---               | Present -TS  | ---           |
| R Radial Pulse                      | ---           | ---               | ---               | +2 -TS   | ---           |
| <b>LUE Neurovascular Assessment</b> |               |                   |                   |  |               |
| LUE Color                           | ---           | ---               | ---               | Appropriate for ethnicity -TS                      | ---           |
| LUE Temperature/Moisture            | ---           | ---               | ---               | Warm;Dry -TS                                       | ---           |
| LUE Sensation                       | ---           | ---               | ---               | Present -TS  | ---           |
| L Radial Pulse                      | ---           | ---               | ---               | +2 -TS   | ---           |
| <b>RLE Neurovascular Assessment</b> |               |                   |                   |  |               |
| RLE Color                           | ---           | ---               | ---               | Appropriate for ethnicity -TS                      | ---           |
| RLE Temperature/Moisture            | ---           | ---               | ---               | Warm;Dry -TS                                       | ---           |
| RLE Sensation                       | ---           | ---               | ---               | Present -TS  | ---           |
| R Pedal Pulse                       | ---           | ---               | ---               | +2 -TS   | ---           |
| <b>LLE Neurovascular Assessment</b> |               |                   |                   |  |               |
| LLE Color                           | ---           | ---               | ---               | Appropriate for ethnicity -TS                      | ---           |
| LLE Temperature/Moisture            | ---           | ---               | ---               | Warm;Dry -TS                                       | ---           |
| LLE Sensation                       | ---           | ---               | ---               | Present -TS  | ---           |
| L Pedal Pulse                       | ---           | ---               | ---               | +2 -TS   | ---           |
| <b>Integumentary</b>                |               |                   |                   |  |               |
| Integumentary (WDL)                 | ---           | ---               | ---               | X -TS  | ---           |
| Skin Color                          | ---           | ---               | ---               | Appropriate for ethnicity -TS                      | ---           |
| Skin Condition/Temp                 | ---           | ---               | ---               | Dry;Warm -TS                                       | ---           |
| Skin Integrity                      | ---           | ---               | ---               | Bruising -TS                                       | ---           |
| Skin Location                       | ---           | ---               | ---               | BUE -TS  | ---           |
| Skin Turgor                         | ---           | ---               | ---               | Non-tenting -TS                                    | ---           |
| <b>Braden Scale</b>                 |               |                   |                   |  |               |
| Sensory Perceptions                 | ---           | ---               | ---               | 4 -TS  | ---           |
| Moisture                            | ---           | ---               | ---               | 4 -TS  | ---           |
| Activity                            | ---           | ---               | ---               | 3 -TS  | ---           |
| Mobility                            | ---           | ---               | ---               | 4 -TS  | ---           |
| Nutrition                           | ---           | ---               | ---               | 3 -TS  | ---           |



WS Kennestone Hospital  
677 Church Street  
Marietta GA 30060-1101  
Inpatient Record

Maurice, Eugene George  
MRN: 561253820, DOB: 1/2/1949, Sex: M  
Adm: 6/17/2018, D/C: 6/21/2018

Flowsheets (all recorded) (continued)

Complex Assessment (continued)

| Row Name                                 | 06/21/18 0545              | 06/21/18 04:07:21    | 06/20/18 23:57:07    | 06/20/18 2133        | 06/20/18 2000        |
|--|----------------------------|----------------------|----------------------|----------------------|----------------------|
| Friction and Shear                       | ---                        | ---                  | ---                  | 3 -TS                | ---                  |
| Braden Scale Score                       | ---                        | ---                  | ---                  | 21 -TS               | ---                  |
| <b>Musculoskeletal</b>                   |                            |                      |                      |                      |                      |
| Musculoskeletal (WDL)                    | ---                        | ---                  | ---                  | WDL -TS              | ---                  |
| <b>Hester Davis Fall Risk Assessment</b> |                            |                      |                      |                      |                      |
| Last Known Fall                          | ---                        | ---                  | ---                  | 0 -TS                | ---                  |
| Mobility                                 | ---                        | ---                  | ---                  | 0 -TS                | ---                  |
| Medications                              | ---                        | ---                  | ---                  | 1 -TS                | ---                  |
| Mental Status/LOC/Awareness              | ---                        | ---                  | ---                  | 0 -TS                | ---                  |
| Toileting Needs                          | ---                        | ---                  | ---                  | 0 -TS                | ---                  |
| Volume/Electrolyte Status                | ---                        | ---                  | ---                  | 0 -TS                | ---                  |
| Communication/Sensory Behavior           | ---                        | ---                  | ---                  | 1 -TS                | ---                  |
| Hester Davis Fall Risk Total             | ---                        | ---                  | ---                  | 5 -TS                | ---                  |
| <b>Get-Up-And-Go Test</b>                |                            |                      |                      |                      |                      |
| Get-Up-And-Go Test: "Rising from Chair"  | ---                        | ---                  | ---                  | 0 -TS                | ---                  |
| <b>Gastrointestinal</b>                  |                            |                      |                      |                      |                      |
| Gastrointestinal (WDL)                   | ---                        | ---                  | ---                  | WDL -TS              | ---                  |
| Abdomen Inspection                       | ---                        | ---                  | ---                  | Rounded -TS          | ---                  |
| Bowel Sounds (All Quadrants)             | ---                        | ---                  | ---                  | Active -TS           | ---                  |
| <b>Stool Assessment</b>                  |                            |                      |                      |                      |                      |
| Stool Appearance                         | ---                        | Unable to assess -TW | Unable to assess -TW | ---                  | Unable to assess -TW |
| <b>Genitourinary</b>                     |                            |                      |                      |                      |                      |
| Genitourinary (WDL)                      | ---                        | ---                  | ---                  | WDL -TS              | ---                  |
| Urinary Source                           | ---                        | ---                  | ---                  | Voiding -TS          | ---                  |
| <b>Psychosocial</b>                      |                            |                      |                      |                      |                      |
| Psychosocial (WDL)                       | ---                        | ---                  | ---                  | WDL -TS              | ---                  |
| Needs Expressed                          | ---                        | ---                  | ---                  | Denies -TS           | ---                  |
| Ability to Express Feelings              | ---                        | ---                  | ---                  | Able to express -TS  | ---                  |
| Ability to Express Needs                 | ---                        | ---                  | ---                  | Able to express -TS  | ---                  |
| Ability to Express Thoughts              | ---                        | ---                  | ---                  | Able to express -TS  | ---                  |
| <b>Charting Type</b>                     |                            |                      |                      |                      |                      |
| Charting Type                            | Reassessment unchanged -TS | ---                  | ---                  | Shift assessment -TS | ---                  |

| Row Name                | 06/20/18 19:43:22 | 06/20/18 15:50:04 | 06/20/18 1458                   | 06/20/18 14:02:02 | 06/20/18 1200 |
|-------------------------|-------------------|-------------------|---------------------------------|-------------------|---------------|
| <b>Neurological</b>     |                   |                   |                                 |                   |               |
| Level of Consciousness  | ---               | ---               | Alert -MS                       | ---               | ---           |
| <b>HEENT</b>            |                   |                   |                                 |                   |               |
| HEENT (WDL)             | ---               | ---               | X -MS                           | ---               | ---           |
| R Eye                   | ---               | ---               | Impaired vision -MS             | ---               | ---           |
| L Eye                   | ---               | ---               | Impaired vision -MS             | ---               | ---           |
| Nose                    | ---               | ---               | Intact -MS                      | ---               | ---           |
| <b>Respiratory</b>      |                   |                   |                                 |                   |               |
| Respiratory Pattern     | ---               | ---               | Regular -MS                     | ---               | ---           |
| Chest Assessment        | ---               | ---               | Chest expansion symmetrical -MS | ---               | ---           |
| Bilateral Breath Sounds | ---               | ---               | Clear;Diminished -MS            | ---               | ---           |
| R Breath Sounds         | ---               | ---               | Clear -MS                       | ---               | ---           |
| L Breath Sounds         | ---               | ---               | Diminished -MS                  | ---               | ---           |





Flowsheets (all recorded) (continued)

Complex Assessment (continued)

| Row Name                            | 06/20/18 19:43:22    | 06/20/18 15:50:04       | 06/20/18 1458                                      | 06/20/18 14:02:02   | 06/20/18 1200 |
|-------------------------------------|----------------------|-------------------------|--|---------------------|---------------|
| Cough                               | ---                  | ---                     | None -MS   | ---                 | ---           |
| <b>Oxygen Therapy</b>               |                      |                         |  |                     |               |
| SpO2                                | 93 % -DI (r) TW (t)  | (I) 89 % -DI (r) LF (t) | ---  | 92 % -DI (r) LF (t) | ---           |
| O2 Device                           | None (Room air) -TW  | ---                     | None (Room air) -MS                                | ---                 | ---           |
| <b>Incentive Spirometer</b>         |                      |                         |  |                     |               |
| Is pt using incentive spirometer?   | Yes, independent -TW | ---                     | ---  | ---                 | ---           |
| <b>Cardiac</b>                      |                      |                         |  |                     |               |
| Heart Sounds                        | ---                  | ---                     | S1, S2 -MS   | ---                 | ---           |
| Cardiac Symptoms                    | ---                  | ---                     | None -MS   | ---                 | ---           |
| <b>Cardiac Monitor</b>              |                      |                         |  |                     |               |
| Telemetry Monitor On                | Yes -TW              | ---                     | ---  | ---                 | ---           |
| Telemetry Audible                   | Yes -TW              | ---                     | ---  | ---                 | ---           |
| Telemetry Alarms Set                | Yes -TW              | ---                     | ---  | ---                 | ---           |
| Telemetry Box Number                | 5208 -TW             | ---                     | ---  | ---                 | ---           |
| <b>Peripheral Vascular</b>          |                      |                         |  |                     |               |
| Peripheral Vascular (WDL)           | ---                  | ---                     | X -MS  | ---                 | ---           |
| Cyanosis                            | ---                  | ---                     | None -MS   | ---                 | ---           |
| Capillary Refill                    | ---                  | ---                     | Less than/equal to 2 seconds (All extremities) -MS | ---                 | ---           |
| RUE Capillary Refill                | ---                  | ---                     | Less than/equal to 3 seconds -MS                   | ---                 | ---           |
| LUE Capillary Refill                | ---                  | ---                     | Less than/equal to 3 seconds -MS                   | ---                 | ---           |
| RLE Capillary Refill                | ---                  | ---                     | Less than/equal to 3 seconds -MS                   | ---                 | ---           |
| LLE Capillary Refill                | ---                  | ---                     | Less than/equal to 3 seconds -MS                   | ---                 | ---           |
| Pulses                              | ---                  | ---                     | R radial;L radial;R pedal;L pedal -MS              | ---                 | ---           |
| Edema                               | ---                  | ---                     | Right lower extremity;Left lower extremity -MS     | ---                 | ---           |
| RLE Edema                           | ---                  | ---                     | +2 -MS   | ---                 | ---           |
| LLE Edema                           | ---                  | ---                     | +2 -MS   | ---                 | ---           |
| <b>RUE Neurovascular Assessment</b> |                      |                         |  |                     |               |
| RUE Color                           | ---                  | ---                     | Appropriate for ethnicity -MS                      | ---                 | ---           |
| RUE Temperature/Moisture            | ---                  | ---                     | Warm;Dry -MS                                       | ---                 | ---           |
| RUE Sensation                       | ---                  | ---                     | Present -MS  | ---                 | ---           |
| R Radial Pulse                      | ---                  | ---                     | +2 -MS   | ---                 | ---           |
| <b>LUE Neurovascular Assessment</b> |                      |                         |  |                     |               |
| LUE Color                           | ---                  | ---                     | Appropriate for ethnicity -MS                      | ---                 | ---           |
| LUE Temperature/Moisture            | ---                  | ---                     | Warm;Dry -MS                                       | ---                 | ---           |
| LUE Sensation                       | ---                  | ---                     | Present -MS  | ---                 | ---           |
| L Radial Pulse                      | ---                  | ---                     | +2 -MS   | ---                 | ---           |
| <b>RLE Neurovascular Assessment</b> |                      |                         |  |                     |               |
| RLE Color                           | ---                  | ---                     | Appropriate for ethnicity -MS                      | ---                 | ---           |
| RLE Temperature/Moisture            | ---                  | ---                     | Warm;Dry -MS                                       | ---                 | ---           |
| RLE Sensation                       | ---                  | ---                     | Present -MS  | ---                 | ---           |
| R Pedal Pulse                       | ---                  | ---                     | +2 -MS   | ---                 | ---           |
| <b>LLE Neurovascular Assessment</b> |                      |                         |  |                     |               |
| LLE Color                           | ---                  | ---                     | Appropriate for ethnicity -MS                      | ---                 | ---           |
| LLE Temperature/Moisture            | ---                  | ---                     | Warm;Dry -MS                                       | ---                 | ---           |
| LLE Sensation                       | ---                  | ---                     | Present -MS  | ---                 | ---           |



WS Kennestone Hospital  
677 Church Street  
Marietta GA 30060-1101  
Inpatient Record

Maurice, Eugene George  
MRN: 561253820, DOB: 1/2/1949, Sex: M  
Adm: 6/17/2018, D/C: 6/21/2018

**Flowsheets (all recorded) (continued)**

**Complex Assessment (continued)**

| Row Name                    | 06/20/18 19:43:22    | 06/20/18 15:50:04 | 06/20/18 1458                     | 06/20/18 14:02:02 | 06/20/18 1200               |
|-----------------------------|----------------------|-------------------|-----------------------------------|-------------------|-----------------------------|
| L Pedal Pulse               | ---                  | ---               | +2 -MS                            | ---               | ---                         |
| <b>Integumentary</b>        |                      |                   |                                   |                   |                             |
| Integumentary (WDL)         | ---                  | ---               | X -MS                             | ---               | ---                         |
| Skin Color                  | ---                  | ---               | Appropriate for ethnicity<br>-MS  | ---               | ---                         |
| Skin Condition/Temp         | ---                  | ---               | Dry;Warm -MS                      | ---               | ---                         |
| Skin Integrity              | ---                  | ---               | Bruising -MS                      | ---               | ---                         |
| Skin Location               | ---                  | ---               | BUE -MS                           | ---               | ---                         |
| Skin Turgor                 | ---                  | ---               | Non-tenting -MS                   | ---               | ---                         |
| <b>Musculoskeletal</b>      |                      |                   |                                   |                   |                             |
| Musculoskeletal (WDL)       | ---                  | ---               | WDL -MS                           | ---               | ---                         |
| <b>Gastrointestinal</b>     |                      |                   |                                   |                   |                             |
| Gastrointestinal (WDL)      | ---                  | ---               | WDL -MS                           | ---               | ---                         |
| Abdomen Inspection          | ---                  | ---               | Rounded -MS                       | ---               | ---                         |
| Tenderness                  | ---                  | ---               | Soft;No<br>guarding;Nontender -MS | ---               | ---                         |
| Last BM Date                | ---                  | ---               | 06/19/18 -MS                      | ---               | ---                         |
| Passing Flatus              | ---                  | ---               | Yes -MS                           | ---               | ---                         |
| GI Symptoms                 | ---                  | ---               | None -MS                          | ---               | ---                         |
| <b>Stool Assessment</b>     |                      |                   |                                   |                   |                             |
| Bowel Incontinence          | ---                  | ---               | No -MS                            | ---               | ---                         |
| Stool Appearance            | Unable to assess -TW | ---               | Unable to assess -MS              | ---               | ---                         |
| Stool Color                 | ---                  | ---               | Unable to assess -MS              | ---               | ---                         |
| Stool Amount                | ---                  | ---               | Unable to assess -MS              | ---               | ---                         |
| <b>Genitourinary</b>        |                      |                   |                                   |                   |                             |
| Genitourinary (WDL)         | ---                  | ---               | WDL -MS                           | ---               | ---                         |
| Urinary Source              | ---                  | ---               | Voiding -MS                       | ---               | ---                         |
| <b>Psychosocial</b>         |                      |                   |                                   |                   |                             |
| Psychosocial (WDL)          | ---                  | ---               | WDL -MS                           | ---               | ---                         |
| Needs Expressed             | ---                  | ---               | Denies -MS                        | ---               | ---                         |
| Ability to Express Feelings | ---                  | ---               | Able to express -MS               | ---               | ---                         |
| Ability to Express Needs    | ---                  | ---               | Able to express -MS               | ---               | ---                         |
| Ability to Express Thoughts | ---                  | ---               | Able to express -MS               | ---               | ---                         |
| <b>Charting Type</b>        |                      |                   |                                   |                   |                             |
| Charting Type               | ---                  | ---               | Shift assessment -MS              | ---               | Reassessment no changes -DG |

| Row Name                          | 06/20/18 1027 | 06/20/18 1000 | 06/20/18 0900 | 06/20/18 0800   | 06/20/18 0600 |
|-----------------------------------|---------------|---------------|---------------|---|---------------|
| <b>Neurological</b>               |               |               |               |   |               |
| Level of Consciousness            | ---           | ---           | ---           | Alert -DG   | ---           |
| Neuro (WDL)                       | ---           | ---           | ---           | WDL -DG   | ---           |
| <b>RASS Score</b>                 |               |               |               |   |               |
| RASS Score                        | ---           | ---           | ---           | 0 (Alert and Calm) -DG                                      | ---           |
| <b>CAM-ICU Assessment</b>         |               |               |               |   |               |
| Is RASS -4 or -5 ?                | ---           | ---           | ---           | No - Continue to<br>FEATURE 1 -DG                           | ---           |
| Feature 1-Change in Mental Status | ---           | ---           | ---           | No - STOP (CAM-ICU<br>Neg) -DG                              | ---           |
| Overall CAM-ICU                   | ---           | ---           | ---           | CAM ICU Negative, No<br>Delirium -DG                        | ---           |
| <b>HEENT</b>                      |               |               |               |   |               |
| HEENT (WDL)                       | ---           | ---           | ---           | X -DG   | ---           |
| Head and Face                     | ---           | ---           | ---           | Symmetrical -DG   | ---           |
| R Eye                             | ---           | ---           | ---           | Impaired vision -DG   | ---           |
| L Eye                             | ---           | ---           | ---           | Impaired vision -DG   | ---           |
| Nose                              | ---           | ---           | ---           | Other (Comment)<br>intermittent nose bleed<br>(minimal) -DG | ---           |



WS Kennestone Hospital  
 677 Church Street  
 Marietta GA 30060-1101  
 Inpatient Record

Maurice, Eugene George  
 MRN: 561253820, DOB: 1/2/1949, Sex: M  
 Adm: 6/17/2018, D/C: 6/21/2018

Flowsheets (all recorded) (continued)

Complex Assessment (continued)

| Row Name                          | 06/20/18 1027 | 06/20/18 1000 | 06/20/18 0900 | 06/20/18 0800                                      | 06/20/18 0600 |
|-----------------------------------|---------------|---------------|---------------|--|---------------|
| Teeth                             | ---           | ---           | ---           | Missing teeth -DG                                  | ---           |
| <b>Respiratory</b>                |               |               |               |  |               |
| Respiratory (WDL)                 | ---           | ---           | ---           | X -DG  | ---           |
| Respiratory Pattern               | ---           | ---           | ---           | Regular -DG  | ---           |
| Chest Assessment                  | ---           | ---           | ---           | Chest expansion symmetrical -DG                    | ---           |
| Bilateral Breath Sounds           | ---           | ---           | ---           | Diminished -DG                                     | ---           |
| <b>Cough and Deep Breathe</b>     |               |               |               |  |               |
| Cough and Deep Breathe            | ---           | ---           | ---           | Yes -DG  | ---           |
| <b>Oxygen Therapy</b>             |               |               |               |  |               |
| SpO2                              | ---           | (I) 88 % -DG  | (I) 87 % -DG  | (I) 88 % -DG                                       | 93 % -EE      |
| O2 Device                         | ---           | ---           | ---           | None (Room air) -DG                                | ---           |
| Pulse Oximetry Type               | ---           | ---           | ---           | Continuous -DG                                     | ---           |
| <b>Incentive Spirometer</b>       |               |               |               |  |               |
| Is pt using incentive spirometer? | ---           | ---           | ---           | Yes (independent) -DG                              | ---           |
| <b>Incentive Spirometry Tx</b>    |               |               |               |  |               |
| Respiratory Effort                | ---           | ---           | ---           | Good -DG   | ---           |
| Treatment Tolerance               | ---           | ---           | ---           | Tolerated well -DG                                 | ---           |
| <b>Cardiac</b>                    |               |               |               |  |               |
| Cardiac (WDL)                     | ---           | ---           | ---           | X -DG  | ---           |
| Cardiac Regularity                | ---           | ---           | ---           | Irregular -DG                                      | ---           |
| Heart Sounds                      | ---           | ---           | ---           | S1, S2 -DG   | ---           |
| Cardiac Rhythm                    | ---           | ---           | ---           | Normal sinus rhythm -DG                            | ---           |
| Ectopy                            | ---           | ---           | ---           | Premature ventricular contractions -DG             | ---           |
| Ectopy Frequency                  | ---           | ---           | ---           | Frequent -DG                                       | ---           |
| Cardiac Symptoms                  | ---           | ---           | ---           | None -DG   | ---           |
| <b>Cardiac Monitor</b>            |               |               |               |  |               |
| Bedside Cardiac Monitor On        | ---           | ---           | ---           | Yes -DG  | ---           |
| Bedside Cardiac Audible           | ---           | ---           | ---           | Yes -DG  | ---           |
| Bedside Cardiac Alarms Set        | ---           | ---           | ---           | Yes -DG  | ---           |
| Telemetry Monitor On              | ---           | ---           | ---           | No -DG   | ---           |
| <b>Pacemaker</b>                  |               |               |               |  |               |
| Pacemaker                         | ---           | ---           | ---           | No -DG   | ---           |
| <b>ICD</b>                        |               |               |               |  |               |
| ICD                               | ---           | ---           | ---           | No -DG   | ---           |
| <b>Peripheral Vascular</b>        |               |               |               |  |               |
| Peripheral Vascular (WDL)         | ---           | ---           | ---           | X -DG  | ---           |
| Cyanosis                          | ---           | ---           | ---           | None -DG   | ---           |
| Capillary Refill                  | ---           | ---           | ---           | Less than/equal to 2 seconds (All extremities) -DG | ---           |
| RUE Capillary Refill              | ---           | ---           | ---           | Less than/equal to 3 seconds -DG                   | ---           |
| LUE Capillary Refill              | ---           | ---           | ---           | Less than/equal to 3 seconds -DG                   | ---           |
| RLE Capillary Refill              | ---           | ---           | ---           | Less than/equal to 3 seconds -DG                   | ---           |
| LLE Capillary Refill              | ---           | ---           | ---           | Less than/equal to 3 seconds -DG                   | ---           |
| Pulses                            | ---           | ---           | ---           | R radial;L radial;R pedal;L pedal -DG              | ---           |
| Edema                             | ---           | ---           | ---           | Right lower extremity;Left lower extremity -DG     | ---           |
| RLE Edema                         | ---           | ---           | ---           | +2 -DG   | ---           |



Flowsheets (all recorded) (continued)

Complex Assessment (continued)

| Row Name                                 | 06/20/18 1027 | 06/20/18 1000 | 06/20/18 0900 | 06/20/18 0800                 | 06/20/18 0600 |
|--|---------------|---------------|---------------|-------------------------------|---------------|
| LLE Edema                                | ---           | ---           | ---           | +2 -DG                        | ---           |
| <b>RUE Neurovascular Assessment</b>      |               |               |               |                               |               |
| RUE Color                                | ---           | ---           | ---           | Ashen -DG                     | ---           |
| RUE Temperature/Moisture                 | ---           | ---           | ---           | Warm;Dry -DG                  | ---           |
| RUE Sensation                            | ---           | ---           | ---           | Present -DG                   | ---           |
| R Radial Pulse                           | ---           | ---           | ---           | +2 -DG                        | ---           |
| <b>LUE Neurovascular Assessment</b>      |               |               |               |                               |               |
| LUE Color                                | ---           | ---           | ---           | Appropriate for ethnicity -DG | ---           |
| LUE Temperature/Moisture                 | ---           | ---           | ---           | Warm;Dry -DG                  | ---           |
| LUE Sensation                            | ---           | ---           | ---           | Present -DG                   | ---           |
| L Radial Pulse                           | ---           | ---           | ---           | +2 -DG                        | ---           |
| <b>RLE Neurovascular Assessment</b>      |               |               |               |                               |               |
| RLE Color                                | ---           | ---           | ---           | Appropriate for ethnicity -DG | ---           |
| RLE Temperature/Moisture                 | ---           | ---           | ---           | Warm;Dry -DG                  | ---           |
| RLE Sensation                            | ---           | ---           | ---           | Present -DG                   | ---           |
| R Pedal Pulse                            | ---           | ---           | ---           | +1 -DG                        | ---           |
| <b>LLE Neurovascular Assessment</b>      |               |               |               |                               |               |
| LLE Color                                | ---           | ---           | ---           | Appropriate for ethnicity -DG | ---           |
| LLE Temperature/Moisture                 | ---           | ---           | ---           | Warm;Dry -DG                  | ---           |
| LLE Sensation                            | ---           | ---           | ---           | Present -DG                   | ---           |
| L Pedal Pulse                            | ---           | ---           | ---           | +1 -DG                        | ---           |
| <b>Integumentary</b>                     |               |               |               |                               |               |
| Integumentary (WDL)                      | ---           | ---           | ---           | X -DG                         | ---           |
| Skin Color                               | ---           | ---           | ---           | Appropriate for ethnicity -DG | ---           |
| Skin Integrity                           | ---           | ---           | ---           | Bruising -DG                  | ---           |
| Skin Location                            | ---           | ---           | ---           | BUE -DG                       | ---           |
| <b>Braden Scale</b>                      |               |               |               |                               |               |
| Sensory Perceptions                      | ---           | ---           | ---           | 4 -DG                         | ---           |
| Moisture                                 | ---           | ---           | ---           | 4 -DG                         | ---           |
| Activity                                 | ---           | ---           | ---           | 3 -DG                         | ---           |
| Mobility                                 | ---           | ---           | ---           | 4 -DG                         | ---           |
| Nutrition                                | ---           | ---           | ---           | 3 -DG                         | ---           |
| Friction and Shear                       | ---           | ---           | ---           | 3 -DG                         | ---           |
| Braden Scale Score                       | ---           | ---           | ---           | 21 -DG                        | ---           |
| <b>Musculoskeletal</b>                   |               |               |               |                               |               |
| Musculoskeletal (WDL)                    | ---           | ---           | ---           | WDL -DG                       | ---           |
| <b>Hester Davis Fall Risk Assessment</b> |               |               |               |                               |               |
| Last Known Fall                          | ---           | ---           | ---           | 0 -DG                         | ---           |
| Mobility                                 | ---           | ---           | ---           | 0 -DG                         | ---           |
| Medications                              | ---           | ---           | ---           | 1,3 -DG                       | ---           |
| Mental Status/LOC/Awareness              | ---           | ---           | ---           | 0 -DG                         | ---           |
| Toileting Needs                          | ---           | ---           | ---           | 0 -DG                         | ---           |
| Volume/Electrolyte Status                | ---           | ---           | ---           | 0 -DG                         | ---           |
| Communication/Sensory                    | ---           | ---           | ---           | 1 -DG                         | ---           |
| Behavior                                 | ---           | ---           | ---           | 0 -DG                         | ---           |
| Hester Davis Fall Risk Total             | ---           | ---           | ---           | 8 -DG                         | ---           |
| <b>Get-Up-And-Go Test</b>                |               |               |               |                               |               |
| Get-Up-And-Go Test: "Rising from Chair"  | ---           | ---           | ---           | 0 -DG                         | ---           |





WS Kennestone Hospital  
 677 Church Street  
 Marietta GA 30060-1101  
 Inpatient Record

Maurice, Eugene George  
 MRN: 561253820, DOB: 1/2/1949, Sex: M  
 Adm: 6/17/2018, D/C: 6/21/2018

**Flowsheets (all recorded) (continued)**

**Complex Assessment (continued)**

| Row Name                         | 06/20/18 1027  | 06/20/18 1000 | 06/20/18 0900 | 06/20/18 0800              | 06/20/18 0600 |
|----------------------------------|--|---------------|---------------|----------------------------|---------------|
| <b>Gastrointestinal</b>          |  |               |               |                            |               |
| Gastrointestinal (WDL)           | ---  | ---           | ---           | WDL -DG                    | ---           |
| <b>Stool Assessment</b>          |  |               |               |                            |               |
| Bowel Incontinence               | ---  | ---           | ---           | No -DG                     | ---           |
| <b>Genitourinary</b>             |  |               |               |                            |               |
| Genitourinary (WDL)              | ---  | ---           | ---           | WDL -DG                    | ---           |
| <b>Psychosocial</b>              |  |               |               |                            |               |
| Psychosocial (WDL)               | ---  | ---           | ---           | WDL -DG                    | ---           |
| <b>Provider Notification</b>     |  |               |               |                            |               |
| Reason for Communication         | Consult called -DG                                     | ---           | ---           | ---                        | ---           |
| Notification Time                | 1028 -DG   | ---           | ---           | ---                        | ---           |
| Provider Name                    | Whatley -DG  | ---           | ---           | ---                        | ---           |
| Provider Role                    | Consulting physician -DG                               | ---           | ---           | ---                        | ---           |
| Method of Communication          | Perfect Serve -DG                                      | ---           | ---           | ---                        | ---           |
| Response                         | Other (Comment)<br>consulted by Dhaval G Patel, MD -DG | ---           | ---           | ---                        | ---           |
| <b>Charting Type</b>             |  |               |               |                            |               |
| Charting Type                    | ---  | ---           | ---           | Shift assessment -DG       | ---           |
| <b>Respiratory Interventions</b> |  |               |               |                            |               |
| Respiratory Interventions        | ---  | ---           | ---           | Cough and deep breathe -DG | ---           |

| Row Name               | 06/20/18 0500 | 06/20/18 0400              | 06/20/18 0300 | 06/20/18 0200 | 06/20/18 0000              |
|------------------------|---------------|----------------------------|---------------|---------------|----------------------------|
| <b>Neurological</b>    |               |                            |               |               |                            |
| Level of Consciousness | ---           | Alert -EE                  | ---           | ---           | Alert -EE                  |
| <b>Oxygen Therapy</b>  |               |                            |               |               |                            |
| SpO2                   | 94 % -EE      | 94 % -EE                   | 97 % -EE      | 91 % -EE      | 90 % -EE                   |
| <b>Charting Type</b>   |               |                            |               |               |                            |
| Charting Type          | ---           | Reassessment unchanged -EE | ---           | ---           | Reassessment unchanged -EE |

| Row Name                          | 06/19/18 2300 | 06/19/18 2200 | 06/19/18 2100 | 06/19/18 2000                     | 06/19/18 1900 |
|-----------------------------------|---------------|---------------|---------------|-----------------------------------|---------------|
| <b>Neurological</b>               |               |               |               |                                   |               |
| Level of Consciousness            | ---           | ---           | ---           | Alert -EE                         | ---           |
| Neuro (WDL)                       | ---           | ---           | ---           | WDL -EE                           | ---           |
| <b>RASS Score</b>                 |               |               |               |                                   |               |
| RASS Score                        | ---           | ---           | ---           | 0 (Alert and Calm) -EE            | ---           |
| <b>CAM-ICU Assessment</b>         |               |               |               |                                   |               |
| Is RASS -4 or -5 ?                | ---           | ---           | ---           | No - Continue to FEATURE 1 -EE    | ---           |
| Feature 1-Change in Mental Status | ---           | ---           | ---           | No - STOP (CAM-ICU Neg) -EE       | ---           |
| Overall CAM-ICU                   | ---           | ---           | ---           | CAM ICU Negative, No Delirium -EE | ---           |
| <b>HEENT</b>                      |               |               |               |                                   |               |
| HEENT (WDL)                       | ---           | ---           | ---           | X -EE                             | ---           |
| Head and Face                     | ---           | ---           | ---           | Symmetrical -EE                   | ---           |
| Nose                              | ---           | ---           | ---           | Intact -EE                        | ---           |
| Mucous Membrane(s)                | ---           | ---           | ---           | Moist;Pink -EE                    | ---           |
| Teeth                             | ---           | ---           | ---           | Missing teeth -EE                 | ---           |
| <b>Respiratory</b>                |               |               |               |                                   |               |
| Respiratory (WDL)                 | ---           | ---           | ---           | X -EE                             | ---           |
| Respiratory Pattern               | ---           | ---           | ---           | Regular -EE                       | ---           |
| Chest Assessment                  | ---           | ---           | ---           | Chest expansion symmetrical -EE   | ---           |
| Bilateral Breath                  | ---           | ---           | ---           | Diminished -EE                    | ---           |



Flowsheets (all recorded) (continued)

Complex Assessment (continued)

| Row Name                            | 06/19/18 2300 | 06/19/18 2200 | 06/19/18 2100 | 06/19/18 2000                                      | 06/19/18 1900 |
|-------------------------------------|---------------|---------------|---------------|--|---------------|
| <b>Sounds</b>                       |               |               |               |  |               |
| Ventilator Patient                  | ---           | ---           | ---           | No -EE   | ---           |
| <b>Cough and Deep Breathe</b>       |               |               |               |  |               |
| Cough and Deep Breathe              | ---           | ---           | ---           | Yes -EE  | ---           |
| <b>Oxygen Therapy</b>               |               |               |               |  |               |
| SpO2                                | 97 % -EE      | 96 % -EE      | 94 % -EE      | 94 % -EE   | 94 % -EE      |
| O2 Device                           | ---           | ---           | ---           | Nasal cannula -EE                                  | ---           |
| O2 Flow Rate (L/min)                | ---           | ---           | ---           | 2 L/min -EE  | ---           |
| Pulse Oximetry Type                 | ---           | ---           | ---           | Continuous -EE                                     | ---           |
| <b>Incentive Spirometer</b>         |               |               |               |  |               |
| Is pt using incentive spirometer?   | ---           | ---           | ---           | Yes (independent) -EE                              | ---           |
| <b>Incentive Spirometry Tx</b>      |               |               |               |  |               |
| Respiratory Effort                  | ---           | ---           | ---           | Good -EE   | ---           |
| Treatment Tolerance                 | ---           | ---           | ---           | Tolerated well -EE                                 | ---           |
| <b>Cardiac</b>                      |               |               |               |  |               |
| Cardiac (WDL)                       | ---           | ---           | ---           | X -EE  | ---           |
| Cardiac Regularity                  | ---           | ---           | ---           | Irregular -EE                                      | ---           |
| Heart Sounds                        | ---           | ---           | ---           | S1, S2 -EE   | ---           |
| Cardiac Rhythm                      | ---           | ---           | ---           | Normal sinus rhythm -EE                            | ---           |
| Ectopy                              | ---           | ---           | ---           | Premature ventricular contractions -EE             | ---           |
| Ectopy Frequency                    | ---           | ---           | ---           | Frequent -EE                                       | ---           |
| Cardiac Symptoms                    | ---           | ---           | ---           | None -EE   | ---           |
| <b>Cardiac Monitor</b>              |               |               |               |  |               |
| Bedside Cardiac Monitor On          | ---           | ---           | ---           | Yes -EE  | ---           |
| Bedside Cardiac Audible             | ---           | ---           | ---           | Yes -EE  | ---           |
| Bedside Cardiac Alarms Set          | ---           | ---           | ---           | Yes -EE  | ---           |
| <b>Pacemaker</b>                    |               |               |               |  |               |
| Pacemaker                           | ---           | ---           | ---           | No -EE   | ---           |
| <b>ICD</b>                          |               |               |               |  |               |
| ICD                                 | ---           | ---           | ---           | No -EE   | ---           |
| <b>Peripheral Vascular</b>          |               |               |               |  |               |
| Peripheral Vascular (WDL)           | ---           | ---           | ---           | X -EE  | ---           |
| Cyanosis                            | ---           | ---           | ---           | None -EE   | ---           |
| Capillary Refill                    | ---           | ---           | ---           | Less than/equal to 2 seconds (All extremities) -EE | ---           |
| RUE Capillary Refill                | ---           | ---           | ---           | Less than/equal to 3 seconds -EE                   | ---           |
| LUE Capillary Refill                | ---           | ---           | ---           | Less than/equal to 3 seconds -EE                   | ---           |
| RLE Capillary Refill                | ---           | ---           | ---           | Less than/equal to 3 seconds -EE                   | ---           |
| LLE Capillary Refill                | ---           | ---           | ---           | Less than/equal to 3 seconds -EE                   | ---           |
| Pulses                              | ---           | ---           | ---           | R radial;L radial;R pedal;L pedal -EE              | ---           |
| Edema                               | ---           | ---           | ---           | Right lower extremity;Left lower extremity -EE     | ---           |
| RLE Edema                           | ---           | ---           | ---           | +2 -EE   | ---           |
| LLE Edema                           | ---           | ---           | ---           | +2 -EE   | ---           |
| <b>RUE Neurovascular Assessment</b> |               |               |               |  |               |
| RUE Color                           | ---           | ---           | ---           | Appropriate for ethnicity -EE                      | ---           |
| RUE Temperature/Moisture            | ---           | ---           | ---           | Warm;Dry -EE                                       | ---           |
| RUE Sensation                       | ---           | ---           | ---           | Present -EE  | ---           |



WS Kennestone Hospital  
 677 Church Street  
 Marietta GA 30060-1101  
 Inpatient Record

Maurice, Eugene George  
 MRN: 561253820, DOB: 1/2/1949, Sex: M  
 Adm: 6/17/2018, D/C: 6/21/2018

Flowsheets (all recorded) (continued)

Complex Assessment (continued)

| Row Name                                   | 06/19/18 2300 | 06/19/18 2200 | 06/19/18 2100 | 06/19/18 2000   | 06/19/18 1900 |
|--|---------------|---------------|---------------|---|---------------|
| R Radial Pulse                             | ---           | ---           | ---           | +2 -EE  | ---           |
| <b>LUE Neurovascular Assessment</b>        |               |               |               |   |               |
| LUE Color                                  | ---           | ---           | ---           | Appropriate for ethnicity<br>-EE                          | ---           |
| LUE Temperature/Moisture                   | ---           | ---           | ---           | Warm;Dry -EE  | ---           |
| LUE Sensation                              | ---           | ---           | ---           | Present -EE   | ---           |
| L Radial Pulse                             | ---           | ---           | ---           | +2 -EE  | ---           |
| <b>RLE Neurovascular Assessment</b>        |               |               |               |   |               |
| RLE Color                                  | ---           | ---           | ---           | Appropriate for ethnicity<br>-EE                          | ---           |
| RLE Temperature/Moisture                   | ---           | ---           | ---           | Warm;Dry -EE  | ---           |
| RLE Sensation                              | ---           | ---           | ---           | Present -EE   | ---           |
| R Pedal Pulse                              | ---           | ---           | ---           | +1 -EE  | ---           |
| R Homans' Sign                             | ---           | ---           | ---           | Negative -EE  | ---           |
| RLE DVT Prophylaxis                        | ---           | ---           | ---           | Sequential compression<br>device -EE                      | ---           |
| <b>LLE Neurovascular Assessment</b>        |               |               |               |   |               |
| LLE Color                                  | ---           | ---           | ---           | Appropriate for ethnicity<br>-EE                          | ---           |
| LLE Temperature/Moisture                   | ---           | ---           | ---           | Warm;Dry -EE  | ---           |
| LLE Sensation                              | ---           | ---           | ---           | Present -EE   | ---           |
| L Pedal Pulse                              | ---           | ---           | ---           | +1 -EE  | ---           |
| L Homans' Sign                             | ---           | ---           | ---           | Negative -EE  | ---           |
| LLE DVT Prophylaxis                        | ---           | ---           | ---           | Sequential compression<br>device -EE                      | ---           |
| <b>Integumentary</b>                       |               |               |               |   |               |
| Integumentary (WDL)                        | ---           | ---           | ---           | X -EE   | ---           |
| Skin Color                                 | ---           | ---           | ---           | Appropriate for ethnicity<br>-EE                          | ---           |
| Skin Integrity                             | ---           | ---           | ---           | Bruising -EE  | ---           |
| Skin Location                              | ---           | ---           | ---           | BUE -EE   | ---           |
| Skin Turgor                                | ---           | ---           | ---           | Epidermis thin with loss<br>of subcutaneous tissue<br>-EE | ---           |
| <b>Braden Scale</b>                        |               |               |               |   |               |
| Sensory Perceptions                        | ---           | ---           | ---           | 4 -EE   | ---           |
| Moisture                                   | ---           | ---           | ---           | 4 -EE   | ---           |
| Activity                                   | ---           | ---           | ---           | 3 -EE   | ---           |
| Mobility                                   | ---           | ---           | ---           | 4 -EE   | ---           |
| Nutrition                                  | ---           | ---           | ---           | 3 -EE   | ---           |
| Friction and Shear                         | ---           | ---           | ---           | 3 -EE   | ---           |
| Braden Scale Score                         | ---           | ---           | ---           | 21 -EE  | ---           |
| <b>Musculoskeletal</b>                     |               |               |               |   |               |
| Musculoskeletal (WDL)                      | ---           | ---           | ---           | WDL -EE   | ---           |
| <b>Fall Risk/ Unable to assess</b>         |               |               |               |   |               |
| Unable to assess Fall Risk Factors Due To: | ---           | ---           | ---           | Other (Specify) -EE                                       | ---           |
| <b>Hester Davis Fall Risk Assessment</b>   |               |               |               |   |               |
| Last Known Fall                            | ---           | ---           | ---           | 0 -EE   | ---           |
| Mobility                                   | ---           | ---           | ---           | 1;2 -EE   | ---           |
| Medications                                | ---           | ---           | ---           | 1 -EE   | ---           |
| Mental Status/LOC/Awareness                | ---           | ---           | ---           | 0 -EE   | ---           |
| Toileting Needs                            | ---           | ---           | ---           | 0 -EE   | ---           |
| Volume/Electrolyte Status                  | ---           | ---           | ---           | 2 -EE   | ---           |
| Communication/Sensory Behavior             | ---           | ---           | ---           | 1 -EE   | ---           |
| Behavior                                   | ---           | ---           | ---           | 0 -EE   | ---           |



WS Kennestone Hospital  
677 Church Street  
Marietta GA 30060-1101  
Inpatient Record

Maurice, Eugene George  
MRN: 561253820, DOB: 1/2/1949, Sex: M  
Adm: 6/17/2018, D/C: 6/21/2018

**Flowsheets (all recorded) (continued)**

**Complex Assessment (continued)**

| Row Name                                       | 06/19/18 2300 | 06/19/18 2200 | 06/19/18 2100 | 06/19/18 2000              | 06/19/18 1900 |
|--|---------------|---------------|---------------|----------------------------|---------------|
| Hester Davis Fall Risk Total                   | ---           | ---           | ---           | 10 -EE                     | ---           |
| <b>Get-Up-And-Go Test</b>                      |               |               |               |                            |               |
| Get-Up-And-Go Test: "Rising from Chair"        | ---           | ---           | ---           | 4 -EE                      | ---           |
| <b>Gastrointestinal</b>                        |               |               |               |                            |               |
| Gastrointestinal (WDL)                         | ---           | ---           | ---           | WDL -EE                    | ---           |
| <b>Stool Assessment</b>                        |               |               |               |                            |               |
| Bowel Incontinence                             | ---           | ---           | ---           | No -EE                     | ---           |
| Stool Appearance                               | ---           | ---           | ---           | Unable to assess -EE       | ---           |
| Stool Color                                    | ---           | ---           | ---           | Unable to assess -EE       | ---           |
| Stool Amount                                   | ---           | ---           | ---           | Unable to assess -EE       | ---           |
| <b>Genitourinary</b>                           |               |               |               |                            |               |
| Genitourinary (WDL)                            | ---           | ---           | ---           | WDL -EE                    | ---           |
| <b>Urine Assessment</b>                        |               |               |               |                            |               |
| Bladder Status (use only for bladder training) | ---           | ---           | ---           | Continent -EE              | ---           |
| <b>Psychosocial</b>                            |               |               |               |                            |               |
| Psychosocial (WDL)                             | ---           | ---           | ---           | WDL -EE                    | ---           |
| Needs Expressed                                | ---           | ---           | ---           | Denies -EE                 | ---           |
| <b>Charting Type</b>                           |               |               |               |                            |               |
| Charting Type                                  | ---           | ---           | ---           | Shift assessment -EE       | ---           |
| <b>Respiratory Interventions</b>               |               |               |               |                            |               |
| Respiratory Interventions                      | ---           | ---           | ---           | Cough and deep breathe -EE | ---           |

| Row Name              | 06/19/18 1800 | 06/19/18 1700 | 06/19/18 1600    | 06/19/18 1500 | 06/19/18 1430     |
|-----------------------|---------------|---------------|------------------|---------------|-------------------|
| <b>Oxygen Therapy</b> |               |               |                  |               |                   |
| SpO2                  | 92 % -JI      | 96 % -JI      | 95 % -JI         | 96 % -JI      | 96 % -JI          |
| O2 Device             | ---           | ---           | ---              | ---           | Nasal cannula -JI |
| O2 Flow Rate (L/min)  | ---           | ---           | ---              | ---           | 2 L/min -JI       |
| Pulse Oximetry Type   | ---           | ---           | ---              | ---           | Continuous -JI    |
| <b>Charting Type</b>  |               |               |                  |               |                   |
| Charting Type         | ---           | ---           | Reassessment -JI | ---           | ---               |

| Row Name              | 06/19/18 1335 | 06/19/18 1330 | 06/19/18 1325 | 06/19/18 1321 | 06/19/18 1117 |
|-----------------------|---------------|---------------|---------------|---------------|---------------|
| <b>Oxygen Therapy</b> |               |               |               |               |               |
| SpO2                  | 100 % -LFA    | 97 % -LFA     | 92 % -LFA     | 93 % -CR      | ---           |
| <b>Braden Scale</b>   |               |               |               |               |               |
| Sensory Perceptions   | ---           | ---           | ---           | ---           | 4 -PM         |
| Moisture              | ---           | ---           | ---           | ---           | 4 -PM         |
| Activity              | ---           | ---           | ---           | ---           | 3 -PM         |
| Mobility              | ---           | ---           | ---           | ---           | 4 -PM         |
| Nutrition             | ---           | ---           | ---           | ---           | 3 -PM         |
| Friction and Shear    | ---           | ---           | ---           | ---           | 3 -PM         |
| Braden Scale Score    | ---           | ---           | ---           | ---           | 21 -PM        |

| Row Name                          | 06/19/18 1114 | 06/19/18 1031 | 06/19/18 1000 | 06/19/18 0900 | 06/19/18 0800                     |
|-----------------------------------|---------------|---------------|---------------|---------------|-----------------------------------|
| <b>Neurological</b>               |               |               |               |               |                                   |
| Level of Consciousness            | ---           | ---           | ---           | ---           | Alert -JI                         |
| Neuro (WDL)                       | ---           | ---           | ---           | ---           | WDL -JI                           |
| <b>RASS Score</b>                 |               |               |               |               |                                   |
| RASS Score                        | ---           | ---           | ---           | ---           | 0 (Alert and Calm) -JI            |
| <b>CAM-ICU Assessment</b>         |               |               |               |               |                                   |
| Is RASS -4 or -5 ?                | ---           | ---           | ---           | ---           | No - Continue to FEATURE 1 -JI    |
| Feature 1-Change in Mental Status | ---           | ---           | ---           | ---           | No - STOP (CAM-ICU Neg) -JI       |
| Overall CAM-ICU                   | ---           | ---           | ---           | ---           | CAM ICU Negative, No Delirium -JI |





WS Kennestone Hospital  
677 Church Street  
Marietta GA 30060-1101  
Inpatient Record

Maurice, Eugene George  
MRN: 561253820, DOB: 1/2/1949, Sex: M  
Adm: 6/17/2018, D/C: 6/21/2018

Flowsheets (all recorded) (continued)

Complex Assessment (continued)

| Row Name                            | 06/19/18 1114     | 06/19/18 1031       | 06/19/18 1000 | 06/19/18 0900 | 06/19/18 0800                                      |
|-------------------------------------|-------------------|---------------------|---------------|---------------|--|
| <b>HEENT</b>                        |                   |                     |               |               |  |
| HEENT (WDL)                         | ---               | ---                 | ---           | ---           | X -JI  |
| R Eye                               | ---               | ---                 | ---           | ---           | Impaired vision -JI                                |
| L Eye                               | ---               | ---                 | ---           | ---           | Impaired vision -JI                                |
| Teeth                               | ---               | ---                 | ---           | ---           | Missing teeth -JI                                  |
| <b>Respiratory</b>                  |                   |                     |               |               |  |
| Respiratory (WDL)                   | ---               | ---                 | ---           | ---           | X -JI  |
| Respiratory Pattern                 | ---               | ---                 | ---           | ---           | Regular -JI  |
| Chest Assessment                    | ---               | ---                 | ---           | ---           | Chest expansion symmetrical -JI                    |
| Bilateral Breath Sounds             | ---               | ---                 | ---           | ---           | Diminished -JI                                     |
| Cough                               | ---               | ---                 | ---           | ---           | Spontaneous -JI                                    |
| Ventilator Patient                  | ---               | ---                 | ---           | ---           | No -JI   |
| <b>Oxygen Therapy</b>               |                   |                     |               |               |  |
| SpO2                                | 98 % -PM          | ---                 | 92 % -JI      | 95 % -JI      | 97 % -JI   |
| O2 Device                           | Nasal cannula -PM | None (Room air) -JI | ---           | ---           | Nasal cannula -JI                                  |
| O2 Flow Rate (L/min)                | 3 L/min -PM       | ---                 | ---           | ---           | 2 L/min -JI  |
| Pulse Oximetry Type                 | ---               | ---                 | ---           | ---           | Continuous -JI                                     |
| <b>Incentive Spirometer</b>         |                   |                     |               |               |  |
| Is pt using incentive spirometer?   | ---               | ---                 | ---           | ---           | Yes (independent) -JI                              |
| <b>Cardiac</b>                      |                   |                     |               |               |  |
| Cardiac (WDL)                       | ---               | ---                 | ---           | ---           | X -JI  |
| Cardiac Regularity                  | ---               | ---                 | ---           | ---           | Irregular -JI                                      |
| Heart Sounds                        | ---               | ---                 | ---           | ---           | S1, S2 -JI   |
| Cardiac Rhythm                      | ---               | ---                 | ---           | ---           | Normal sinus rhythm -JI                            |
| <b>Cardiac Monitor</b>              |                   |                     |               |               |  |
| Bedside Cardiac Monitor On          | ---               | ---                 | ---           | ---           | Yes -JI  |
| Bedside Cardiac Audible             | ---               | ---                 | ---           | ---           | Yes -JI  |
| Bedside Cardiac Alarms Set          | ---               | ---                 | ---           | ---           | Yes -JI  |
| <b>Pacemaker</b>                    |                   |                     |               |               |  |
| Pacemaker                           | ---               | ---                 | ---           | ---           | No -JI   |
| <b>ICD</b>                          |                   |                     |               |               |  |
| ICD                                 | ---               | ---                 | ---           | ---           | No -JI   |
| <b>Peripheral Vascular</b>          |                   |                     |               |               |  |
| Peripheral Vascular (WDL)           | ---               | ---                 | ---           | ---           | X -JI  |
| Cyanosis                            | ---               | ---                 | ---           | ---           | None -JI   |
| Capillary Refill                    | ---               | ---                 | ---           | ---           | Less than/equal to 2 seconds (All extremities) -JI |
| Pulses                              | ---               | ---                 | ---           | ---           | R radial;L radial;R pedal;L pedal -JI              |
| Edema                               | ---               | ---                 | ---           | ---           | Right lower extremity -JI                          |
| RLE Edema                           | ---               | ---                 | ---           | ---           | +2 -JI   |
| LLE Edema                           | ---               | ---                 | ---           | ---           | +2 -JI   |
| <b>RUE Neurovascular Assessment</b> |                   |                     |               |               |  |
| R Radial Pulse                      | ---               | ---                 | ---           | ---           | +2 -JI   |
| <b>LUE Neurovascular Assessment</b> |                   |                     |               |               |  |
| L Radial Pulse                      | ---               | ---                 | ---           | ---           | +2 -JI   |
| <b>RLE Neurovascular Assessment</b> |                   |                     |               |               |  |
| R Pedal Pulse                       | ---               | ---                 | ---           | ---           | +1 -JI   |
| <b>LLE Neurovascular Assessment</b> |                   |                     |               |               |  |
| L Pedal Pulse                       | ---               | ---                 | ---           | ---           | +1 -JI   |
| <b>Integumentary</b>                |                   |                     |               |               |  |
| Integumentary (WDL)                 | ---               | ---                 | ---           | ---           | X -JI  |
| Skin Color                          | ---               | ---                 | ---           | ---           | Appropriate for ethnicity                          |



WS Kennestone Hospital  
677 Church Street  
Marietta GA 30060-1101  
Inpatient Record

Maurice, Eugene George  
MRN: 561253820, DOB: 1/2/1949, Sex: M  
Adm: 6/17/2018, D/C: 6/21/2018

**Flowsheets (all recorded) (continued)**

**Complex Assessment (continued)**

| Row Name                                       | 06/19/18 1114 | 06/19/18 1031 | 06/19/18 1000     | 06/19/18 0900        | 06/19/18 0800   |
|--|---------------|---------------|-------------------|----------------------|---|
| Skin Integrity                                 | ---           | ---           | ---               | ---                  | -Jl<br>Bruising -Jl                                       |
| Skin Location                                  | ---           | ---           | ---               | ---                  | BUE -Jl   |
| Skin Turgor                                    | ---           | ---           | ---               | ---                  | Epidermis thin with loss<br>of subcutaneous tissue<br>-Jl |
| <b>Braden Scale</b>                            |               |               |                   |                      |   |
| Sensory Perceptions                            | ---           | ---           | ---               | ---                  | 4 -Jl   |
| Moisture                                       | ---           | ---           | ---               | ---                  | 4 -Jl   |
| Activity                                       | ---           | ---           | ---               | ---                  | 3 -Jl   |
| Mobility                                       | ---           | ---           | ---               | ---                  | 4 -Jl   |
| Nutrition                                      | ---           | ---           | ---               | ---                  | 3 -Jl   |
| Friction and Shear                             | ---           | ---           | ---               | ---                  | 3 -Jl   |
| Braden Scale Score                             | ---           | ---           | ---               | ---                  | 21 -Jl  |
| <b>Musculoskeletal</b>                         |               |               |                   |                      |   |
| Musculoskeletal (WDL)                          | ---           | ---           | ---               | ---                  | WDL -Jl   |
| <b>Hester Davis Fall Risk Assessment</b>       |               |               |                   |                      |   |
| Last Known Fall                                | ---           | ---           | ---               | ---                  | 0 -Jl   |
| Mobility                                       | ---           | ---           | ---               | ---                  | 1;2 -Jl   |
| Medications                                    | ---           | ---           | ---               | ---                  | 1 -Jl   |
| Mental Status/LOC/Awareness                    | ---           | ---           | ---               | ---                  | 0 -Jl   |
| Toileting Needs                                | ---           | ---           | ---               | ---                  | 0 -Jl   |
| Volume/Electrolyte Status                      | ---           | ---           | ---               | ---                  | 2 -Jl   |
| Communication/Sensory                          | ---           | ---           | ---               | ---                  | 1 -Jl   |
| Behavior                                       | ---           | ---           | ---               | ---                  | 0 -Jl   |
| Hester Davis Fall Risk Total                   | ---           | ---           | ---               | ---                  | 10 -Jl  |
| <b>Get-Up-And-Go Test</b>                      |               |               |                   |                      |   |
| Get-Up-And-Go Test: "Rising from Chair"        | ---           | ---           | ---               | ---                  | 4 -Jl   |
| <b>Gastrointestinal</b>                        |               |               |                   |                      |   |
| Gastrointestinal (WDL)                         | ---           | ---           | ---               | ---                  | WDL -Jl   |
| <b>Genitourinary</b>                           |               |               |                   |                      |   |
| Genitourinary (WDL)                            | ---           | ---           | ---               | ---                  | WDL -Jl   |
| <b>Charting Type</b>                           |               |               |                   |                      |   |
| Charting Type                                  | ---           | ---           | ---               | ---                  | Shift assessment -Jl                                      |
| Row Name                                       | 06/19/18 0700 | 06/19/18 0600 | 06/19/18 0500     | 06/19/18 0400        | 06/19/18 0300   |
| <b>Oxygen Therapy</b>                          |               |               |                   |                      |   |
| SpO2   | 96 % -Jl      | 94 % -RM      | 96 % -RM          | 98 % -RM             | 92 % -RM  |
| O2 Device                                      | ---           | ---           | Nasal cannula -RM | Nasal cannula -RM    | Nasal cannula -RM   |
| Pulse Oximetry Type                            | ---           | ---           | Continuous -RM    | Continuous -RM       | Continuous -RM  |
| SpO2 Alarm Limit High                          | ---           | ---           | 100 -RM           | 100 -RM              | 100 -RM   |
| SpO2 Alarm Limit Low                           | ---           | ---           | 90 -RM            | 90 -RM               | 90 -RM  |
| POX Probe Site Changed                         | ---           | ---           | No -RM            | No -RM               | No -RM  |
| <b>Stool Assessment</b>                        |               |               |                   |                      |   |
| Bowel Incontinence                             | ---           | ---           | ---               | No -RM               | ---   |
| Stool Appearance                               | ---           | ---           | ---               | Unable to assess -RM | ---   |
| Stool Color                                    | ---           | ---           | ---               | Unable to assess -RM | ---   |
| Stool Amount                                   | ---           | ---           | ---               | Unable to assess -RM | ---   |
| <b>Urine Assessment</b>                        |               |               |                   |                      |   |
| Bladder Status (use only for bladder training) | ---           | ---           | ---               | Continent -RM        | ---   |
| <b>Charting Type</b>                           |               |               |                   |                      |   |
| Charting Type                                  | ---           | ---           | ---               | Reassessment -RM     | ---   |



WS Kennestone Hospital  
677 Church Street  
Marietta GA 30060-1101  
Inpatient Record

Maurice, Eugene George  
MRN: 561253820, DOB: 1/2/1949, Sex: M  
Adm: 6/17/2018, D/C: 6/21/2018

**Flowsheets (all recorded) (continued)**

**Complex Assessment (continued)**

| Row Name                                       | 06/19/18 0700        | 06/19/18 0600                               | 06/19/18 0500        | 06/19/18 0400     | 06/19/18 0300        |
|--|----------------------|---|----------------------|-------------------|----------------------|
| <b>Current Legal Status</b>                    |                      |   |                      |                   |                      |
| Current Legal Status                           | ---                  | ---   | ---                  | Vol -RM           | ---                  |
| Row Name                                       | 06/19/18 0200        | 06/19/18 0100                               | 06/19/18 0000        | 06/18/18 2300     | 06/18/18 2200        |
| <b>Oxygen Therapy</b>                          |                      |   |                      |                   |                      |
| SpO2   | 93 % -RM             | 92 % -RM                                    | 94 % -RM             | 97 % -RM          | 99 % -RM             |
| O2 Device                                      | Nasal cannula -RM    | Nasal cannula -RM                           | Nasal cannula -RM    | Nasal cannula -RM | Nasal cannula -RM    |
| Pulse Oximetry Type                            | Continuous -RM       | Continuous -RM                              | Continuous -RM       | Continuous -RM    | Continuous -RM       |
| SpO2 Alarm Limit High                          | 100 -RM              | 100 -RM                                     | 100 -RM              | 100 -RM           | 100 -RM              |
| SpO2 Alarm Limit Low                           | 90 -RM               | 90 -RM                                      | 90 -RM               | 90 -RM            | 90 -RM               |
| POX Probe Site                                 | No -RM               | No -RM                                      | No -RM               | No -RM            | No -RM               |
| Changed  |                      |   |                      |                   |                      |
| <b>Stool Assessment</b>                        |                      |   |                      |                   |                      |
| Bowel Incontinence                             | No -RM               | ---   | No -RM               | ---               | No -RM               |
| Stool Appearance                               | Unable to assess -RM | ---   | Unable to assess -RM | ---               | Unable to assess -RM |
| Stool Color                                    | Unable to assess -RM | ---   | Unable to assess -RM | ---               | Unable to assess -RM |
| Stool Amount                                   | Unable to assess -RM | ---   | Unable to assess -RM | ---               | Unable to assess -RM |
| <b>Urine Assessment</b>                        |                      |   |                      |                   |                      |
| Bladder Status (use only for bladder training) | Continent -RM        | ---   | Continent -RM        | ---               | Continent -RM        |
| <b>Charting Type</b>                           |                      |   |                      |                   |                      |
| Charting Type                                  | Reassessment -RM     | ---   | Reassessment -RM     | ---               | Reassessment -RM     |
| <b>Current Legal Status</b>                    |                      |   |                      |                   |                      |
| Current Legal Status                           | Vol -RM              | ---   | Vol -RM              | ---               | Vol -RM              |
| Row Name                                       | 06/18/18 2100        | 06/18/18 2000                               | 06/18/18 1900        | 06/18/18 1800     | 06/18/18 1600        |
| <b>Neurological</b>                            |                      |   |                      |                   |                      |
| Level of Consciousness                         | ---                  | Alert -RM                                   | ---                  | ---               | ---                  |
| Neuro (WDL)                                    | ---                  | WDL -RM                                     | ---                  | ---               | ---                  |
| <b>RASS Score</b>                              |                      |   |                      |                   |                      |
| RASS Score                                     | ---                  | 0 (Alert and Calm) -RM                      | ---                  | ---               | ---                  |
| <b>CAM-ICU Assessment</b>                      |                      |   |                      |                   |                      |
| Is RASS -4 or -5 ?                             | ---                  | No - Continue to FEATURE 1 -RM              | ---                  | ---               | ---                  |
| Feature 1-Change in Mental Status              | ---                  | No - STOP (CAM-ICU Neg) -RM                 | ---                  | ---               | ---                  |
| Overall CAM-ICU                                | ---                  | CAM ICU Negative, No Delirium -RM           | ---                  | ---               | ---                  |
| <b>HEENT</b>                                   |                      |   |                      |                   |                      |
| HEENT (WDL)                                    | ---                  | X -RM                                       | ---                  | ---               | ---                  |
| Head and Face                                  | ---                  | Symmetrical -RM                             | ---                  | ---               | ---                  |
| R Eye  | ---                  | Impaired vision -RM                         | ---                  | ---               | ---                  |
| L Eye  | ---                  | Impaired vision -RM                         | ---                  | ---               | ---                  |
| R Ear  | ---                  | Intact -RM                                  | ---                  | ---               | ---                  |
| L Ear  | ---                  | Intact -RM                                  | ---                  | ---               | ---                  |
| Nose   | ---                  | Intact -RM                                  | ---                  | ---               | ---                  |
| Mucous Membrane(s)                             | ---                  | Moist:Pink -RM                              | ---                  | ---               | ---                  |
| Teeth  | ---                  | Missing teeth -RM                           | ---                  | ---               | ---                  |
| <b>Eye Blink Rate</b>                          |                      |   |                      |                   |                      |
| R. Eye   | ---                  | Blink Rate >6/min or 1 every 10 seconds -RM | ---                  | ---               | ---                  |
| L. Eye   | ---                  | Blink Rate >6/min or 1 every 10 seconds -RM | ---                  | ---               | ---                  |
| <b>Respiratory</b>                             |                      |   |                      |                   |                      |
| Respiratory (WDL)                              | ---                  | X -RM                                       | ---                  | ---               | ---                  |
| Respiratory Pattern                            | ---                  | Regular -RM                                 | ---                  | ---               | ---                  |
| Chest Assessment                               | ---                  | Chest expansion symmetrical -RM             | ---                  | ---               | ---                  |
| Bilateral Breath Sounds                        | ---                  | Diminished -RM                              | ---                  | ---               | ---                  |
| R Breath Sounds                                | ---                  | Diminished -RM                              | ---                  | ---               | ---                  |
| L Breath Sounds                                | ---                  | Diminished -RM                              | ---                  | ---               | ---                  |



**Flowsheets (all recorded) (continued)**

**Complex Assessment (continued)**

| Row Name                            | 06/18/18 2100     | 06/18/18 2000                                      | 06/18/18 1900     | 06/18/18 1800 | 06/18/18 1600 |
|-------------------------------------|-------------------|--|-------------------|---------------|---------------|
| Cough                               | ---               | Spontaneous;Strong<br>-RM                          | ---               | ---           | ---           |
| Ventilator Patient                  | ---               | No -RM   | ---               | ---           | ---           |
| <b>Cough and Deep Breathe</b>       |                   |  |                   |               |               |
| Cough and Deep Breathe              | ---               | Yes -RM  | ---               | ---           | ---           |
| <b>Oxygen Therapy</b>               |                   |  |                   |               |               |
| SpO2                                | 99 % -RM          | 96 % -RM   | (!) 89 % -RM      | 94 % -RM      | (!) 87 % -JI  |
| O2 Device                           | Nasal cannula -RM | Nasal cannula -RM                                  | Nasal cannula -RM | ---           | ---           |
| Pulse Oximetry Type                 | Continuous -RM    | Continuous -RM                                     | Continuous -RM    | ---           | ---           |
| SpO2 Alarm Limit High               | 100 -RM           | 100 -RM  | 100 -RM           | ---           | ---           |
| SpO2 Alarm Limit Low                | 90 -RM            | 90 -RM   | 90 -RM            | ---           | ---           |
| POX Probe Site Changed              | No -RM            | No -RM   | No -RM            | ---           | ---           |
| <b>Incentive Spirometer</b>         |                   |  |                   |               |               |
| Is pt using incentive spirometer?   | ---               | Yes (independent) -RM                              | ---               | ---           | ---           |
| <b>Cardiac</b>                      |                   |  |                   |               |               |
| Cardiac (WDL)                       | ---               | X -RM  | ---               | ---           | ---           |
| Cardiac Regularity                  | ---               | Irregular -RM                                      | ---               | ---           | ---           |
| Heart Sounds                        | ---               | S1, S2 -RM   | ---               | ---           | ---           |
| Cardiac Rhythm                      | ---               | Normal sinus rhythm;Sinus bradycardia -RM          | ---               | ---           | ---           |
| Ectopy                              | ---               | Premature ventricular contractions -RM             | ---               | ---           | ---           |
| Ectopy Frequency                    | ---               | Frequent -RM                                       | ---               | ---           | ---           |
| Cardiac Symptoms                    | ---               | None -RM   | ---               | ---           | ---           |
| <b>Cardiac Monitor</b>              |                   |  |                   |               |               |
| Bedside Cardiac Monitor On          | ---               | Yes -RM  | ---               | ---           | ---           |
| Bedside Cardiac Audible             | ---               | Yes -RM  | ---               | ---           | ---           |
| Bedside Cardiac Alarms Set          | ---               | Yes -RM  | ---               | ---           | ---           |
| Telemetry Monitor On                | ---               | No -RM   | ---               | ---           | ---           |
| <b>Pacemaker</b>                    |                   |  |                   |               |               |
| Pacemaker                           | ---               | No -RM   | ---               | ---           | ---           |
| <b>ICD</b>                          |                   |  |                   |               |               |
| ICD                                 | ---               | No -RM   | ---               | ---           | ---           |
| <b>Peripheral Vascular</b>          |                   |  |                   |               |               |
| Peripheral Vascular (WDL)           | ---               | X -RM  | ---               | ---           | ---           |
| Cyanosis                            | ---               | None -RM   | ---               | ---           | ---           |
| Capillary Refill                    | ---               | Less than/equal to 2 seconds (All extremities) -RM | ---               | ---           | ---           |
| RUE Capillary Refill                | ---               | Less than/equal to 3 seconds -RM                   | ---               | ---           | ---           |
| LUE Capillary Refill                | ---               | Less than/equal to 3 seconds -RM                   | ---               | ---           | ---           |
| RLE Capillary Refill                | ---               | Less than/equal to 3 seconds -RM                   | ---               | ---           | ---           |
| LLE Capillary Refill                | ---               | Less than/equal to 3 seconds -RM                   | ---               | ---           | ---           |
| Pulses                              | ---               | L pedal;R pedal;L radial;R radial -RM              | ---               | ---           | ---           |
| Edema                               | ---               | Right lower extremity;Left lower extremity -RM     | ---               | ---           | ---           |
| RLE Edema                           | ---               | +2 -RM   | ---               | ---           | ---           |
| LLE Edema                           | ---               | +2 -RM   | ---               | ---           | ---           |
| <b>RUE Neurovascular Assessment</b> |                   |  |                   |               |               |
| RUE Color                           | ---               | Appropriate for ethnicity -RM                      | ---               | ---           | ---           |





**Flowsheets (all recorded) (continued)**

**Complex Assessment (continued)**

| Row Name                                 | 06/18/18 2100 | 06/18/18 2000                                       | 06/18/18 1900 | 06/18/18 1800 | 06/18/18 1600 |
|--|---------------|---|---------------|---------------|---------------|
| RUE                                      | ---           | Warm;Dry -RM  | ---           | ---           | ---           |
| Temperature/Moisture                     |               |   |               |               |               |
| RUE Sensation                            | ---           | Present -RM   | ---           | ---           | ---           |
| R Radial Pulse                           | ---           | +2 -RM  | ---           | ---           | ---           |
| <b>LUE Neurovascular Assessment</b>      |               |   |               |               |               |
| LUE Color                                | ---           | Appropriate for ethnicity -RM                       | ---           | ---           | ---           |
| LUE                                      | ---           | Warm;Dry -RM  | ---           | ---           | ---           |
| Temperature/Moisture                     |               |   |               |               |               |
| LUE Sensation                            | ---           | Present -RM   | ---           | ---           | ---           |
| L Radial Pulse                           | ---           | +2 -RM  | ---           | ---           | ---           |
| <b>RLE Neurovascular Assessment</b>      |               |   |               |               |               |
| RLE Color                                | ---           | Appropriate for ethnicity -RM                       | ---           | ---           | ---           |
| RLE                                      | ---           | Warm;Dry -RM  | ---           | ---           | ---           |
| Temperature/Moisture                     |               |   |               |               |               |
| RLE Sensation                            | ---           | Present -RM   | ---           | ---           | ---           |
| R Pedal Pulse                            | ---           | +1 -RM  | ---           | ---           | ---           |
| R Homans' Sign                           | ---           | Negative -RM  | ---           | ---           | ---           |
| <b>LLE Neurovascular Assessment</b>      |               |   |               |               |               |
| LLE Color                                | ---           | Appropriate for ethnicity -RM                       | ---           | ---           | ---           |
| LLE                                      | ---           | Warm;Dry -RM  | ---           | ---           | ---           |
| Temperature/Moisture                     |               |   |               |               |               |
| LLE Sensation                            | ---           | Present -RM   | ---           | ---           | ---           |
| L Pedal Pulse                            | ---           | +1 -RM  | ---           | ---           | ---           |
| L Homans' Sign                           | ---           | Negative -RM  | ---           | ---           | ---           |
| <b>Integumentary</b>                     |               |   |               |               |               |
| Integumentary (WDL)                      | ---           | X -RM   | ---           | ---           | ---           |
| Skin Color                               | ---           | Appropriate for ethnicity -RM                       | ---           | ---           | ---           |
| Skin Integrity                           | ---           | Bruising -RM  | ---           | ---           | ---           |
| Skin Location                            | ---           | BUE -RM   | ---           | ---           | ---           |
| Skin Turgor                              | ---           | Epidermis thin with loss of subcutaneous tissue -RM | ---           | ---           | ---           |
| <b>Braden Scale</b>                      |               |   |               |               |               |
| Sensory Perceptions                      | ---           | 4 -RM   | ---           | ---           | ---           |
| Moisture                                 | ---           | 4 -RM   | ---           | ---           | ---           |
| Activity                                 | ---           | 3 -RM   | ---           | ---           | ---           |
| Mobility                                 | ---           | 4 -RM   | ---           | ---           | ---           |
| Nutrition                                | ---           | 3 -RM   | ---           | ---           | ---           |
| Friction and Shear                       | ---           | 3 -RM   | ---           | ---           | ---           |
| Braden Scale Score                       | ---           | 21 -RM  | ---           | ---           | ---           |
| <b>Musculoskeletal</b>                   |               |   |               |               |               |
| Musculoskeletal (WDL)                    | ---           | WDL -RM   | ---           | ---           | ---           |
| <b>Hester Davis Fall Risk Assessment</b> |               |   |               |               |               |
| Last Known Fall                          | ---           | 0 -RM   | ---           | ---           | ---           |
| Mobility                                 | ---           | 1 -RM   | ---           | ---           | ---           |
| Medications                              | ---           | 0 -RM   | ---           | ---           | ---           |
| Mental Status/LOC/Awareness              | ---           | 0 -RM   | ---           | ---           | ---           |
| Toileting Needs                          | ---           | 2 -RM   | ---           | ---           | ---           |
| Volume/Electrolyte Status                | ---           | 2 -RM   | ---           | ---           | ---           |
| Communication/Sensory                    | ---           | 1 -RM   | ---           | ---           | ---           |
| Behavior                                 | ---           | 0 -RM   | ---           | ---           | ---           |
| Hester Davis Fall Risk Total             | ---           | 9 -RM   | ---           | ---           | ---           |
| <b>Stool Assessment</b>                  |               |   |               |               |               |
| Bowel Incontinence                       | ---           | No -RM  | ---           | ---           | ---           |



WS Kennestone Hospital  
677 Church Street  
Marietta GA 30060-1101  
Inpatient Record

Maurice, Eugene George  
MRN: 561253820, DOB: 1/2/1949, Sex: M  
Adm: 6/17/2018, D/C: 6/21/2018

**Flowsheets (all recorded) (continued)**

**Complex Assessment (continued)**

| Row Name                                       | 06/18/18 2100 | 06/18/18 2000              | 06/18/18 1900 | 06/18/18 1800 | 06/18/18 1600 |
|--|---------------|----------------------------|---------------|---------------|---------------|
| Stool Appearance                               | ---           | Unable to assess -RM       | ---           | ---           | ---           |
| Stool Color                                    | ---           | Unable to assess -RM       | ---           | ---           | ---           |
| Stool Amount                                   | ---           | Unable to assess -RM       | ---           | ---           | ---           |
| <b>Emesis Assessment</b>                       |               |                            |               |               |               |
| Emesis Appearance                              | ---           | na -RM                     | ---           | ---           | ---           |
| <b>Genitourinary</b>                           |               |                            |               |               |               |
| Genitourinary (WDL)                            | ---           | WDL -RM                    | ---           | ---           | ---           |
| <b>Urine Assessment</b>                        |               |                            |               |               |               |
| Bladder Status (use only for bladder training) | ---           | Continent -RM              | ---           | ---           | ---           |
| <b>Psychosocial</b>                            |               |                            |               |               |               |
| Psychosocial (WDL)                             | ---           | WDL -RM                    | ---           | ---           | ---           |
| Needs Expressed                                | ---           | Denies -RM                 | ---           | ---           | ---           |
| <b>Charting Type</b>                           |               |                            |               |               |               |
| Charting Type                                  | ---           | Shift assessment -RM       | ---           | ---           | ---           |
| <b>Current Legal Status</b>                    |               |                            |               |               |               |
| Current Legal Status                           | ---           | Vol -RM                    | ---           | ---           | ---           |
| <b>Respiratory Interventions</b>               |               |                            |               |               |               |
| Respiratory Interventions                      | ---           | Cough and deep breathe -RM | ---           | ---           | ---           |

| Row Name              | 06/18/18 1500 | 06/18/18 1400 | 06/18/18 1300 | 06/18/18 1200    | 06/18/18 1100 |
|-----------------------|---------------|---------------|---------------|------------------|---------------|
| <b>Oxygen Therapy</b> |               |               |               |                  |               |
| SpO2                  | 95 % -JI      | 91 % -JI      | 93 % -JI      | ---              | 97 % -JI      |
| <b>Charting Type</b>  |               |               |               |                  |               |
| Charting Type         | ---           | ---           | ---           | Reassessment -JI | ---           |

| Row Name                          | 06/18/18 1025 | 06/18/18 1000 | 06/18/18 0900 | 06/18/18 0800                     | 06/18/18 0700 |
|-----------------------------------|---------------|---------------|---------------|-----------------------------------|---------------|
| <b>Neurological</b>               |               |               |               |                                   |               |
| Level of Consciousness            | ---           | ---           | ---           | Alert -JI                         | ---           |
| Neuro (WDL)                       | ---           | ---           | ---           | WDL -JI                           | ---           |
| <b>RASS Score</b>                 |               |               |               |                                   |               |
| RASS Score                        | ---           | ---           | ---           | 0 (Alert and Calm) -JI            | ---           |
| <b>CAM-ICU Assessment</b>         |               |               |               |                                   |               |
| Is RASS -4 or -5 ?                | ---           | ---           | ---           | No - Continue to FEATURE 1 -JI    | ---           |
| Feature 1-Change in Mental Status | ---           | ---           | ---           | No - STOP (CAM-ICU Neg) -JI       | ---           |
| Overall CAM-ICU                   | ---           | ---           | ---           | CAM ICU Negative, No Delirium -JI | ---           |
| <b>HEENT</b>                      |               |               |               |                                   |               |
| HEENT (WDL)                       | ---           | ---           | ---           | X -JI                             | ---           |
| R Eye                             | ---           | ---           | ---           | Impaired vision -JI               | ---           |
| L Eye                             | ---           | ---           | ---           | Impaired vision -JI               | ---           |
| Teeth                             | ---           | ---           | ---           | Missing teeth -JI                 | ---           |
| <b>Respiratory</b>                |               |               |               |                                   |               |
| Respiratory (WDL)                 | ---           | ---           | ---           | X -JI                             | ---           |
| Respiratory Pattern               | ---           | ---           | ---           | Regular -JI                       | ---           |
| Chest Assessment                  | ---           | ---           | ---           | Chest expansion symmetrical -JI   | ---           |
| Bilateral Breath Sounds           | ---           | ---           | ---           | Diminished -JI                    | ---           |
| Cough                             | ---           | ---           | ---           | Strong; Spontaneous -JI           | ---           |
| Ventilator Patient                | ---           | ---           | ---           | No -JI                            | ---           |
| <b>Oxygen Therapy</b>             |               |               |               |                                   |               |
| SpO2                              | ---           | 98 % -JI      | 100 % -JI     | 91 % -JI                          | 95 % -JI      |
| O2 Device                         | ---           | ---           | ---           | Nasal cannula -JI                 | ---           |
| O2 Flow Rate (L/min)              | ---           | ---           | ---           | 5 L/min -JI                       | ---           |
| Pulse Oximetry Type               | ---           | ---           | ---           | Continuous -JI                    | ---           |



WS Kennestone Hospital  
 677 Church Street  
 Marietta GA 30060-1101  
 Inpatient Record

Maurice, Eugene George  
 MRN: 561253820, DOB: 1/2/1949, Sex: M  
 Adm: 6/17/2018, D/C: 6/21/2018

Flowsheets (all recorded) (continued)

Complex Assessment (continued)

| Row Name                                 | 06/18/18 1025 | 06/18/18 1000 | 06/18/18 0900 | 06/18/18 0800                                      | 06/18/18 0700 |
|--|---------------|---------------|---------------|--|---------------|
| <b>Incentive Spirometer</b>              |               |               |               |  |               |
| Is pt using incentive spirometer?        | ---           | ---           | ---           | Yes (independent) -JI                              | ---           |
| <b>Cardiac</b>                           |               |               |               |  |               |
| Cardiac (WDL)                            | ---           | ---           | ---           | X -JI  | ---           |
| Cardiac Regularity                       | ---           | ---           | ---           | Irregular -JI                                      | ---           |
| Heart Sounds                             | ---           | ---           | ---           | S1, S2 -JI   | ---           |
| Cardiac Rhythm                           | ---           | ---           | ---           | Normal sinus rhythm; Sinus bradycardia -JI         | ---           |
| <b>Cardiac Monitor</b>                   |               |               |               |  |               |
| Bedside Cardiac Monitor On               | ---           | ---           | ---           | Yes -JI  | ---           |
| Bedside Cardiac Audible                  | ---           | ---           | ---           | Yes -JI  | ---           |
| Bedside Cardiac Alarms Set               | ---           | ---           | ---           | Yes -JI  | ---           |
| <b>Pacemaker</b>                         |               |               |               |  |               |
| Pacemaker                                | ---           | ---           | ---           | No -JI   | ---           |
| <b>ICD</b>                               |               |               |               |  |               |
| ICD                                      | ---           | ---           | ---           | No -JI   | ---           |
| <b>Peripheral Vascular</b>               |               |               |               |  |               |
| Peripheral Vascular (WDL)                | ---           | ---           | ---           | X -JI  | ---           |
| Cyanosis                                 | ---           | ---           | ---           | None -JI   | ---           |
| Capillary Refill                         | ---           | ---           | ---           | Less than/equal to 2 seconds (All extremities) -JI | ---           |
| Pulses                                   | ---           | ---           | ---           | R radial; L radial; R pedal; L pedal -JI           | ---           |
| RLE Edema                                | ---           | ---           | ---           | +2 -JI   | ---           |
| LLE Edema                                | ---           | ---           | ---           | +2 -JI   | ---           |
| <b>RUE Neurovascular Assessment</b>      |               |               |               |  |               |
| R Radial Pulse                           | ---           | ---           | ---           | +2 -JI   | ---           |
| <b>LUE Neurovascular Assessment</b>      |               |               |               |  |               |
| L Radial Pulse                           | ---           | ---           | ---           | +2 -JI   | ---           |
| <b>RLE Neurovascular Assessment</b>      |               |               |               |  |               |
| R Pedal Pulse                            | ---           | ---           | ---           | +1 -JI   | ---           |
| <b>LLE Neurovascular Assessment</b>      |               |               |               |  |               |
| L Pedal Pulse                            | ---           | ---           | ---           | +1 -JI   | ---           |
| <b>Integumentary</b>                     |               |               |               |  |               |
| Integumentary (WDL)                      | ---           | ---           | ---           | WDL -JI  | ---           |
| Skin Color                               | ---           | ---           | ---           | Appropriate for ethnicity -JI                      | ---           |
| <b>Braden Scale</b>                      |               |               |               |  |               |
| Sensory Perceptions                      | ---           | ---           | ---           | 4 -JI  | ---           |
| Moisture                                 | ---           | ---           | ---           | 4 -JI  | ---           |
| Activity                                 | ---           | ---           | ---           | 3 -JI  | ---           |
| Mobility                                 | ---           | ---           | ---           | 4 -JI  | ---           |
| Nutrition                                | ---           | ---           | ---           | 3 -JI  | ---           |
| Friction and Shear                       | ---           | ---           | ---           | 3 -JI  | ---           |
| Braden Scale Score                       | ---           | ---           | ---           | 21 -JI   | ---           |
| <b>Musculoskeletal</b>                   |               |               |               |  |               |
| Musculoskeletal (WDL)                    | ---           | ---           | ---           | WDL -JI  | ---           |
| <b>Hester Davis Fall Risk Assessment</b> |               |               |               |  |               |
| Last Known Fall                          | ---           | ---           | ---           | 0 -JI  | ---           |
| Mobility                                 | ---           | ---           | ---           | 1 -JI  | ---           |
| Medications                              | ---           | ---           | ---           | 3 -JI  | ---           |
| Mental Status/LOC/Awareness              | ---           | ---           | ---           | 0 -JI  | ---           |



WS Kennestone Hospital  
677 Church Street  
Marietta GA 30060-1101  
Inpatient Record

Maurice, Eugene George  
MRN: 561253820, DOB: 1/2/1949, Sex: M  
Adm: 6/17/2018, D/C: 6/21/2018

**Flowsheets (all recorded) (continued)**

**Complex Assessment (continued)**

| Row Name                                | 06/18/18 1025                                   | 06/18/18 1000 | 06/18/18 0900 | 06/18/18 0800        | 06/18/18 0700 |
|---|---|---------------|---------------|----------------------|---------------|
| <b>s</b>                                |   |               |               |                      |               |
| Toileting Needs                         | —   | —             | —             | 0 -JI                | —             |
| Volume/Electrolyte Status               | —   | —             | —             | 2 -JI                | —             |
| Communication/Sensory Behavior          | —   | —             | —             | 1 -JI                | —             |
| Hester Davis Fall Risk Total            | —   | —             | —             | 0 -JI                | —             |
|   |   |               |               | 10 -JI               | —             |
| <b>Get-Up-And-Go Test</b>               |   |               |               |                      |               |
| Get-Up-And-Go Test: "Rising from Chair" | —   | —             | —             | 1 -JI                | —             |
| <b>Gastrointestinal</b>                 |   |               |               |                      |               |
| Gastrointestinal (WDL)                  | —   | —             | —             | WDL -JI              | —             |
| <b>Genitourinary</b>                    |   |               |               |                      |               |
| Genitourinary (WDL)                     | —   | —             | —             | WDL -JI              | —             |
| <b>Psychosocial</b>                     |   |               |               |                      |               |
| Psychosocial (WDL)                      | —   | —             | —             | WDL -JI              | —             |
| <b>Provider Notification</b>            |   |               |               |                      |               |
| Reason for Communication                | Patient request Clarify order for Ramipril. -JI | —             | —             | —                    | —             |
| Notification Time                       | 1025 -JI  | —             | —             | —                    | —             |
| Provider Name                           | Sajja -JI                                       | —             | —             | —                    | —             |
| Provider Role                           | Consulting physician -JI                        | —             | —             | —                    | —             |
| Method of Communication                 | Perfect Serve -JI                               | —             | —             | —                    | —             |
| Response                                | Waiting for response -JI                        | —             | —             | —                    | —             |
| <b>Charting Type</b>                    |   |               |               |                      |               |
| Charting Type                           | —   | —             | —             | Shift assessment -JI | —             |

| Row Name                                       | 06/18/18 0600                | 06/18/18 0500        | 06/18/18 0445     | 06/18/18 0400         | 06/18/18 0339          |
|--|------------------------------|----------------------|-------------------|-----------------------|------------------------|
| <b>tPA Time out</b>                            |                              |                      |                   |                       |                        |
| Weight   | 104.9 kg (231 lb 4.2 oz) -RM | —                    | —                 | —                     | —                      |
| <b>Oxygen Therapy</b>                          |                              |                      |                   |                       |                        |
| SpO2   | 97 % -RM                     | 97 % -RM             | —                 | 97 % -RM              | —                      |
| O2 Device                                      | Nasal cannula -RM            | Nasal cannula -RM    | Nasal cannula -RM | Nasal cannula -RM     | —                      |
| Pulse Oximetry Type                            | Continuous -RM               | Continuous -RM       | Continuous -RM    | Continuous -RM        | —                      |
| SpO2 Alarm Limit High                          | 100 -RM                      | 100 -RM              | —                 | 100 -RM               | —                      |
| SpO2 Alarm Limit Low                           | 90 -RM                       | 90 -RM               | —                 | 90 -RM                | —                      |
| POX Probe Site Changed                         | No -RM                       | No -RM               | —                 | No -RM                | —                      |
| <b>Incentive Spirometer</b>                    |                              |                      |                   |                       |                        |
| Is pt using incentive spirometer?              | Yes (independent) -RM        | —                    | —                 | Yes (independent) -RM | —                      |
| <b>Cardiac Monitor</b>                         |                              |                      |                   |                       |                        |
| Telemetry Monitor On                           | No -RM                       | —                    | —                 | No -RM                | —                      |
| <b>Stool Assessment</b>                        |                              |                      |                   |                       |                        |
| Bowel Incontinence                             | —                            | No -RM               | —                 | —                     | —                      |
| Stool Appearance                               | —                            | Unable to assess -RM | —                 | —                     | —                      |
| Stool Color                                    | —                            | Unable to assess -RM | —                 | —                     | —                      |
| Stool Amount                                   | —                            | Unable to assess -RM | —                 | —                     | —                      |
| <b>Emesis Assessment</b>                       |                              |                      |                   |                       |                        |
| Emesis Appearance                              | —                            | — na -RM             | —                 | —                     | —                      |
| <b>Urine Assessment</b>                        |                              |                      |                   |                       |                        |
| Bladder Status (use only for bladder training) | —                            | Continent -RM        | —                 | —                     | —                      |
| <b>Provider Notification</b>                   |                              |                      |                   |                       |                        |
| Reason for Communication                       | Critical lab value -RM       | —                    | —                 | —                     | Critical lab value -RM |





WS Kennestone Hospital  
677 Church Street  
Marietta GA 30060-1101  
Inpatient Record

Maurice, Eugene George  
MRN: 561253820, DOB: 1/2/1949, Sex: M  
Adm: 6/17/2018, D/C: 6/21/2018

**Flowsheets (all recorded) (continued)**

**Complex Assessment (continued)**

| Row Name  | 06/18/18 0600            | 06/18/18 0500 | 06/18/18 0445 | 06/18/18 0400    | 06/18/18 0339   |
|---|--------------------------|---------------|---------------|------------------|---|
| Lab Value   | inr 3.06 -RM             | ---           | ---           | ---              | trop 0.05 -RM   |
| RBAC?   | Yes -RM                  | ---           | ---           | ---              | Yes -RM   |
| Notification Time   | 0602 -RM                 | ---           | ---           | ---              | 0338 -RM  |
| Provider Name   | Kingsley Agbeyebe -RM    | ---           | ---           | ---              | Andrew Goodner -RM  |
| Provider Role   | Hospitalist -RM          | ---           | ---           | ---              | PA -RM  |
| Method of Communication   | Perfect Serve -RM        | ---           | ---           | ---              | Perfect Serve -RM   |
| Response  | Waiting for response -RM | ---           | ---           | ---              | Waiting for response<br>Hospitalist called to request I advise CVM. -RM |
| <b>Charting Type</b>  |                          |               |               |                  |   |
| Charting Type   | Reassessment -RM         | ---           | ---           | Reassessment -RM | ---   |
| <b>Current Legal Status</b>   |                          |               |               |                  |   |
| Current Legal Status  | Vol -RM                  | ---           | ---           | Vol -RM          | ---   |
| Row Name  | 06/18/18 0334            | 06/18/18 0300 | 06/18/18 0200 | 06/18/18 0100    | 06/18/18 0000   |
| <b>Neurological</b>   |                          |               |               |                  |   |
| Level of Consciousness  | ---                      | ---           | ---           | ---              | Alert -RM   |
| Neuro (WDL)   | ---                      | ---           | ---           | ---              | WDL -RM   |
| <b>RASS Score</b>   |                          |               |               |                  |   |
| RASS Score  | ---                      | ---           | ---           | ---              | 0 (Alert and Calm) -RM  |
| <b>CAM-ICU Assessment</b>   |                          |               |               |                  |   |
| Is RASS -4 or -5 ?  | ---                      | ---           | ---           | ---              | No - Continue to FEATURE 1 -RM  |
| Feature 1-Change in Mental Status   | ---                      | ---           | ---           | ---              | No - STOP (CAM-ICU Neg) -RM   |
| Overall CAM-ICU   | ---                      | ---           | ---           | ---              | CAM ICU Negative, No Delirium -RM                                       |
| <b>Swallow Screening</b>  |                          |               |               |                  |   |
| Patient Alert   | ---                      | ---           | ---           | ---              | Yes -RM   |
| Continue Screen?  | ---                      | ---           | ---           | ---              | If yes-continue screen -RM  |
| Dx Aspiration PNA   | ---                      | ---           | ---           | ---              | No -RM  |
| Continue Screen?  | ---                      | ---           | ---           | ---              | If no-continue screen -RM   |
| Pt Drooling?  | ---                      | ---           | ---           | ---              | No -RM  |
| Continue Screen? (If screening to continue, give 1 Tsp of water)          | ---                      | ---           | ---           | ---              | If no-continue screen -RM   |
| Any Cough?  | ---                      | ---           | ---           | ---              | No -RM  |
| Voice gurgle/wet?   | ---                      | ---           | ---           | ---              | No -RM  |
| Continue Screen? (If screening to continue, provide sips of cup of water) | ---                      | ---           | ---           | ---              | If no to above questions-continue screen -RM                            |
| Any Cough?  | ---                      | ---           | ---           | ---              | No -RM  |
| Voice gurgle/wet?   | ---                      | ---           | ---           | ---              | No -RM  |
| Continue Screen?  | ---                      | ---           | ---           | ---              | If no to above questions-continue screen -RM                            |
| Did Patient Pass Swallow Screen?  | ---                      | ---           | ---           | ---              | Yes-passed screen -RM   |
| <b>HEENT</b>  |                          |               |               |                  |   |
| HEENT (WDL)   | ---                      | ---           | ---           | ---              | WDL -RM   |
| <b>Eye Blink Rate</b>   |                          |               |               |                  |   |
| R. Eye  | ---                      | ---           | ---           | ---              | Blink Rate >6/min or 1 every 10 seconds -RM                             |
| L. Eye  | ---                      | ---           | ---           | ---              | Blink Rate >6/min or 1 every 10 seconds -RM                             |
| <b>Respiratory</b>  |                          |               |               |                  |   |
| Respiratory (WDL)   | ---                      | ---           | ---           | ---              | X -RM   |
| Respiratory Pattern   | ---                      | ---           | ---           | ---              | Regular -RM   |
| Chest Assessment  | ---                      | ---           | ---           | ---              | Chest expansion symmetrical -RM   |



Flowsheets (all recorded) (continued)

Complex Assessment (continued)

| Row Name  | 06/18/18 0334 | 06/18/18 0300     | 06/18/18 0200         | 06/18/18 0100     | 06/18/18 0000                          |
|---|---------------|-------------------|-----------------------|-------------------|--|
| R Breath Sounds                                 | ---           | ---               | ---                   | ---               | Diminished -RM                         |
| L Breath Sounds                                 | ---           | ---               | ---                   | ---               | Diminished -RM                         |
| Cough   | ---           | ---               | ---                   | ---               | Strong;Loose -RM                       |
| Ventilator Patient                              | ---           | ---               | ---                   | ---               | No -RM                                 |
| <b>Cough and Deep Breathe</b>                   |               |                   |                       |                   |  |
| Cough and Deep Breathe                          | ---           | ---               | ---                   | ---               | Yes -RM                                |
| <b>Oxygen Therapy</b>                           |               |                   |                       |                   |  |
| SpO2  | ---           | 92 % -RM          | (I) 87 % -RM          | (I) 88 % -RM      | 92 % -RM                               |
| O2 Device                                       | ---           | Nasal cannula -RM | Nasal cannula -RM     | Nasal cannula -RM | Nasal cannula -RM                      |
| O2 Flow Rate (L/min)                            | ---           | 5 L/min -RM       | 5 L/min -RM           | ---               | ---                                    |
| Pulse Oximetry Type                             | ---           | Continuous -RM    | Continuous -RM        | Continuous -RM    | Continuous -RM                         |
| SpO2 Alarm Limit High                           | ---           | 100 -RM           | 100 -RM               | 100 -RM           | 100 -RM                                |
| SpO2 Alarm Limit Low                            | ---           | 90 -RM            | 90 -RM                | 90 -RM            | 90 -RM                                 |
| POX Probe Site Changed                          | ---           | No -RM            | No -RM                | No -RM            | Yes -RM                                |
| <b>Incentive Spirometer</b>                     |               |                   |                       |                   |  |
| Is pt using incentive spirometer?               | ---           | ---               | Yes (independent) -RM | ---               | Yes (independent) -RM                  |
| <b>Incentive Spirometry Tx</b>                  |               |                   |                       |                   |  |
| Respiratory Effort                              | ---           | ---               | ---                   | ---               | Good -RM                               |
| Treatment Tolerance                             | ---           | ---               | ---                   | ---               | Tolerated well -RM                     |
| Incentive Spirometry Goal (mL)                  | ---           | ---               | ---                   | ---               | 1500 mL -RM                            |
| Incentive Spirometry Achieved X 10 efforts (mL) | ---           | ---               | ---                   | ---               | 1500-2000 mL -RM                       |
| <b>Cardiac</b>                                  |               |                   |                       |                   |  |
| Cardiac (WDL)                                   | ---           | ---               | ---                   | ---               | X -RM                                  |
| Cardiac Regularity                              | ---           | ---               | ---                   | ---               | Irregular -RM                          |
| Heart Sounds                                    | ---           | ---               | ---                   | ---               | S1, S2 -RM                             |
| Cardiac Rhythm                                  | ---           | ---               | ---                   | ---               | Sinus bradycardia -RM                  |
| Ectopy  | ---           | ---               | ---                   | ---               | Premature ventricular contractions -RM |
| Ectopy Frequency                                | ---           | ---               | ---                   | ---               | Occasional -RM                         |
| Cardiac Symptoms                                | ---           | ---               | ---                   | ---               | None -RM                               |
| <b>Cardiac Monitor</b>                          |               |                   |                       |                   |  |
| Bedside Cardiac Monitor On                      | ---           | ---               | ---                   | ---               | Yes -RM                                |
| Bedside Cardiac Audible                         | ---           | ---               | ---                   | ---               | Yes -RM                                |
| Bedside Cardiac Alarms Set                      | ---           | ---               | ---                   | ---               | Yes -RM                                |
| Telemetry Monitor On                            | ---           | ---               | No -RM                | ---               | No -RM                                 |
| <b>Pacemaker</b>                                |               |                   |                       |                   |  |
| Pacemaker                                       | ---           | ---               | ---                   | ---               | No -RM                                 |
| <b>ICD</b>                                      |               |                   |                       |                   |  |
| ICD   | ---           | ---               | ---                   | ---               | No -RM                                 |
| <b>Peripheral Vascular</b>                      |               |                   |                       |                   |  |
| RUE Capillary Refill                            | ---           | ---               | ---                   | ---               | Less than/equal to 3 seconds -RM       |
| LUE Capillary Refill                            | ---           | ---               | ---                   | ---               | Less than/equal to 3 seconds -RM       |
| RLE Capillary Refill                            | ---           | ---               | ---                   | ---               | Less than/equal to 3 seconds -RM       |
| LLE Capillary Refill                            | ---           | ---               | ---                   | ---               | Less than/equal to 3 seconds -RM       |
| <b>RUE Neurovascular Assessment</b>             |               |                   |                       |                   |  |
| RUE Color                                       | ---           | ---               | ---                   | ---               | Appropriate for ethnicity -RM          |
| RUE Temperature/Moisture                        | ---           | ---               | ---                   | ---               | Warm;Dry -RM                           |
| RUE Sensation                                   | ---           | ---               | ---                   | ---               | Present -RM                            |



WS Kennestone Hospital  
 677 Church Street  
 Marietta GA 30060-1101  
 Inpatient Record

Maurice, Eugene George  
 MRN: 561253820, DOB: 1/2/1949, Sex: M  
 Adm: 6/17/2018, D/C: 6/21/2018

Flowsheets (all recorded) (continued)

Complex Assessment (continued)

| Row Name                                 | 06/18/18 0334 | 06/18/18 0300 | 06/18/18 0200 | 06/18/18 0100 | 06/18/18 0000                     |
|--|---------------|---------------|---------------|---------------|-----------------------------------|
| R Radial Pulse                           | ---           | ---           | ---           | ---           | +2 -RM                            |
| <b>LUE Neurovascular Assessment</b>      |               |               |               |               |                                   |
| LUE Color                                | ---           | ---           | ---           | ---           | Appropriate for ethnicity -RM     |
| LUE Temperature/Moisture                 | ---           | ---           | ---           | ---           | Warm;Dry -RM                      |
| LUE Sensation                            | ---           | ---           | ---           | ---           | Present -RM                       |
| L Radial Pulse                           | ---           | ---           | ---           | ---           | +2 -RM                            |
| <b>RLE Neurovascular Assessment</b>      |               |               |               |               |                                   |
| RLE Color                                | ---           | ---           | ---           | ---           | Appropriate for ethnicity -RM     |
| RLE Temperature/Moisture                 | ---           | ---           | ---           | ---           | Warm;Dry -RM                      |
| RLE Sensation                            | ---           | ---           | ---           | ---           | Present -RM                       |
| R Pedal Pulse                            | ---           | ---           | ---           | ---           | +1 -RM                            |
| RLE DVT Prophylaxis                      | ---           | ---           | ---           | ---           | Sequential compression device -RM |
| <b>LLE Neurovascular Assessment</b>      |               |               |               |               |                                   |
| LLE Color                                | ---           | ---           | ---           | ---           | Appropriate for ethnicity -RM     |
| LLE Temperature/Moisture                 | ---           | ---           | ---           | ---           | Warm;Dry -RM                      |
| LLE Sensation                            | ---           | ---           | ---           | ---           | Present -RM                       |
| L Pedal Pulse                            | ---           | ---           | ---           | ---           | +1 -RM                            |
| LLE DVT Prophylaxis                      | ---           | ---           | ---           | ---           | Sequential compression device -RM |
| <b>Integumentary</b>                     |               |               |               |               |                                   |
| Integumentary (WDL)                      | ---           | ---           | ---           | ---           | WDL -RM                           |
| Skin Color                               | ---           | ---           | ---           | ---           | Appropriate for ethnicity -RM     |
| <b>Braden Scale</b>                      |               |               |               |               |                                   |
| Sensory Perceptions                      | ---           | ---           | ---           | ---           | 4 -RM                             |
| Moisture                                 | ---           | ---           | ---           | ---           | 4 -RM                             |
| Activity                                 | ---           | ---           | ---           | ---           | 3 -RM                             |
| Mobility                                 | ---           | ---           | ---           | ---           | 4 -RM                             |
| Nutrition                                | ---           | ---           | ---           | ---           | 3 -RM                             |
| Friction and Shear                       | ---           | ---           | ---           | ---           | 3 -RM                             |
| Braden Scale Score                       | ---           | ---           | ---           | ---           | 21 -RM                            |
| <b>Musculoskeletal</b>                   |               |               |               |               |                                   |
| Musculoskeletal (WDL)                    | ---           | ---           | ---           | ---           | WDL -RM                           |
| <b>Hester Davis Fall Risk Assessment</b> |               |               |               |               |                                   |
| Last Known Fall                          | ---           | ---           | ---           | ---           | 0 -RM                             |
| Mobility                                 | ---           | ---           | ---           | ---           | 1 -RM                             |
| Medications                              | ---           | ---           | ---           | ---           | 3 -RM                             |
| Mental Status/LOC/Awareness              | ---           | ---           | ---           | ---           | 0 -RM                             |
| Toileting Needs                          | ---           | ---           | ---           | ---           | 0 -RM                             |
| Volume/Electrolyte Status                | ---           | ---           | ---           | ---           | 2 -RM                             |
| Communication/Sensory Behavior           | ---           | ---           | ---           | ---           | 1 -RM                             |
| Hester Davis Fall Risk Total             | ---           | ---           | ---           | ---           | 10 -RM                            |
| <b>Get-Up-And-Go Test</b>                |               |               |               |               |                                   |
| Get-Up-And-Go Test: "Rising from Chair"  | ---           | ---           | ---           | ---           | 1 -RM                             |
| <b>Stool Assessment</b>                  |               |               |               |               |                                   |
| Bowel Incontinence                       | ---           | ---           | ---           | ---           | No -RM                            |
| Stool Appearance                         | ---           | ---           | ---           | ---           | Unable to assess -RM              |
| Stool Color                              | ---           | ---           | ---           | ---           | Unable to assess -RM              |
| Stool Amount                             | ---           | ---           | ---           | ---           | Unable to assess -RM              |



WS Kennestone Hospital  
 677 Church Street  
 Marietta GA 30060-1101  
 Inpatient Record

Maurice, Eugene George  
 MRN: 561253820, DOB: 1/2/1949, Sex: M  
 Adm: 6/17/2018, D/C: 6/21/2018

**Flowsheets (all recorded) (continued)**

**Complex Assessment (continued)**

| Row Name                                       | 06/18/18 0334            | 06/18/18 0300 | 06/18/18 0200    | 06/18/18 0100 | 06/18/18 0000                                   |
|--|--------------------------|---------------|------------------|---------------|---|
| <b>Emesis Assessment</b>                       |                          |               |                  |               |   |
| Emesis Appearance                              | —                        | —             | —                | —             | — na -RM  |
| <b>Urine Assessment</b>                        |                          |               |                  |               |   |
| Bladder Status (use only for bladder training) | —                        | —             | —                | —             | Continent -RM                                   |
| <b>Psychosocial</b>                            |                          |               |                  |               |   |
| Psychosocial (WDL)                             | —                        | —             | —                | —             | WDL -RM   |
| Needs Expressed                                | —                        | —             | —                | —             | Physical;Emotional -RM                          |
| <b>Provider Notification</b>                   |                          |               |                  |               |   |
| Reason for Communication                       | Critical lab value -RM   | —             | —                | —             | —   |
| Lab Value                                      | trop 0.05 -RM            | —             | —                | —             | —   |
| RBAC?  | Yes -RM                  | —             | —                | —             | —   |
| Notification Time                              | 0334 -RM                 | —             | —                | —             | —   |
| Provider Name                                  | Joy -RM                  | —             | —                | —             | —   |
| Provider Role                                  | NP -RM                   | —             | —                | —             | —   |
| Method of Communication                        | Perfect Serve -RM        | —             | —                | —             | —   |
| Response                                       | Waiting for response -RM | —             | —                | —             | —   |
| <b>Charting Type</b>                           |                          |               |                  |               |   |
| Charting Type                                  | —                        | —             | Reassessment -RM | —             | Admission -RM                                   |
| <b>Current Legal Status</b>                    |                          |               |                  |               |   |
| Current Legal Status                           | —                        | —             | Vol -RM          | —             | Vol -RM   |
| <b>Respiratory Interventions</b>               |                          |               |                  |               |   |
| Respiratory Interventions                      | —                        | —             | —                | —             | Cough and deep breathe;Incentive spirometry -RM |





WS Kennestone Hospital  
 677 Church Street  
 Marietta GA 30060-1101  
 Inpatient Record

Maurice, Eugene George  
 MRN: 561253820, DOB: 1/2/1949, Sex: M  
 Adm: 6/17/2018, D/C: 6/21/2018

**Flowsheets (all recorded)**

**Complex Assessment (continued)**

| Row Name                                       | 06/17/18 2300     | 06/17/18 2225                    | 06/17/18 2037 | 06/17/18 1823       | 06/17/18 1738       |
|--|-------------------|----------------------------------|---------------|---------------------|---------------------|
| <b>tPA Time out</b>                            |                   |                                  |               |                     |                     |
| Weight   | —                 | 103.4 kg (227 lb 15.3 oz)<br>-AF | —             | —                   | —                   |
| <b>Oxygen Therapy</b>                          |                   |                                  |               |                     |                     |
| SpO2   | 90 % -RM          | 92 % -AF                         | 100 % -BR     | 100 % -BR           | 100 % -BR           |
| O2 Device                                      | Nasal cannula -RM | Nasal cannula -AF                | —             | None (Room air) -BR | None (Room air) -BR |
| O2 Flow Rate (L/min)                           | —                 | 2 L/min -AF                      | —             | —                   | —                   |
| Pulse Oximetry Type                            | Continuous -RM    | Continuous -RM                   | —             | —                   | —                   |
| SpO2 Alarm Limit High                          | 100 -RM           | 100 -RM                          | —             | —                   | —                   |
| SpO2 Alarm Limit Low                           | 90 -RM            | 90 -RM                           | —             | —                   | —                   |
| POX Probe Site                                 | No -RM            | No -RM                           | —             | —                   | —                   |
| Changed  | —                 | —                                | —             | —                   | —                   |
| <b>Stool Assessment</b>                        |                   |                                  |               |                     |                     |
| Bowel Incontinence                             | —                 | No -RM                           | —             | —                   | —                   |
| Stool Appearance                               | —                 | Unable to assess -RM             | —             | —                   | —                   |
| Stool Color                                    | —                 | Unable to assess -RM             | —             | —                   | —                   |
| Stool Amount                                   | —                 | Unable to assess -RM             | —             | —                   | —                   |
| <b>Emesis Assessment</b>                       |                   |                                  |               |                     |                     |
| Emesis Appearance                              | —                 | — na -RM                         | —             | —                   | —                   |
| <b>Urine Assessment</b>                        |                   |                                  |               |                     |                     |
| Bladder Status (use only for bladder training) | —                 | Continent -RM                    | —             | —                   | —                   |

| Row Name  | 06/17/18 1708       | 06/17/18 1610 | 06/17/18 1540                                | 06/17/18 1538                   | 06/17/18 1535        |
|---|---------------------|---------------|--|---------------------------------|----------------------|
| <b>Neurological</b>   |                     |               |  |                                 |                      |
| Level of Consciousness  | —                   | —             | —  | Alert -RG                       | —                    |
| <b>tPA Time out</b>   |                     |               |  |                                 |                      |
| Weight  | —                   | —             | —  | —                               | 95.3 kg (210 lb) -RG |
| <b>Swallow Screening</b>  |                     |               |  |                                 |                      |
| Patient Alert   | —                   | —             | Yes -RG                                      | —                               | —                    |
| Continue Screen?  | —                   | —             | If yes-continue screen -RG                   | —                               | —                    |
| Dx Aspiration PNA   | —                   | —             | No -RG                                       | —                               | —                    |
| Continue Screen?  | —                   | —             | If no-continue screen -RG                    | —                               | —                    |
| Pt Drooling?  | —                   | —             | No -RG                                       | —                               | —                    |
| Continue Screen? (If screening to continue, give 1 Tsp of water)          | —                   | —             | If no-continue screen -RG                    | —                               | —                    |
| Any Cough?  | —                   | —             | No -RG                                       | —                               | —                    |
| Voice gurgle/wet?   | —                   | —             | No -RG                                       | —                               | —                    |
| Continue Screen? (If screening to continue, provide sips of cup of water) | —                   | —             | If no to above questions-continue screen -RG | —                               | —                    |
| Any Cough?  | —                   | —             | No -RG                                       | —                               | —                    |
| Voice gurgle/wet?   | —                   | —             | No -RG                                       | —                               | —                    |
| Continue Screen?  | —                   | —             | If no to above questions-continue screen -RG | —                               | —                    |
| Did Patient Pass Swallow Screen?  | —                   | —             | Yes-passed screen -RG                        | —                               | —                    |
| <b>Respiratory</b>  |                     |               |  |                                 |                      |
| Respiratory Pattern   | —                   | —             | —  | Labored -RG                     | —                    |
| Chest Assessment  | —                   | —             | —  | Chest expansion symmetrical -RG | —                    |
| Bilateral Breath Sounds   | —                   | —             | —  | Diminished -RG                  | —                    |
| <b>Oxygen Therapy</b>   |                     |               |  |                                 |                      |
| SpO2  | 100 % -BR           | —             | —  | —                               | —                    |
| O2 Device   | None (Room air) -BR | —             | —  | None (Room air) -RG             | —                    |
| <b>Cardiac</b>  |                     |               |  |                                 |                      |



WS Kennestone Hospital  
 677 Church Street  
 Marietta GA 30060-1101  
 Inpatient Record

Maurice, Eugene George  
 MRN: 561253820, DOB: 1/2/1949, Sex: M  
 Adm: 6/17/2018, D/C: 6/21/2018

**Flowsheets (all recorded) (continued)**

**Complex Assessment (continued) (continued)**

| Row Name                     | 06/17/18 1708 | 06/17/18 1610           | 06/17/18 1540 | 06/17/18 1538         | 06/17/18 1535 |
|------------------------------|---------------|-------------------------|---------------|-----------------------|---------------|
| Cardiac Regularity           | ---           | ---                     | ---           | Regular -RG           | ---           |
| Cardiac Rhythm               | ---           | ---                     | ---           | Sinus bradycardia -RG | ---           |
| <b>Cardiac Monitor</b>       |               |                         |               |                       |               |
| Telemetry Monitor On         | ---           | ---                     | ---           | Yes -RG               | ---           |
| Telemetry Box Number         | ---           | ---                     | ---           | 5175 -RG              | ---           |
| <b>Peripheral Vascular</b>   |               |                         |               |                       |               |
| RLE Edema                    | ---           | ---                     | ---           | +2 -RG                | ---           |
| LLE Edema                    | ---           | ---                     | ---           | +2 -RG                | ---           |
| <b>Integumentary</b>         |               |                         |               |                       |               |
| Skin Color                   | ---           | ---                     | ---           | Pale -RG              | ---           |
| <b>Psychosocial</b>          |               |                         |               |                       |               |
| Needs Expressed              | ---           | ---                     | ---           | Denies -RG            | ---           |
| <b>Provider Notification</b> |               |                         |               |                       |               |
| Reason for Communication     | ---           | Critical lab value -KW  | ---           | ---                   | ---           |
| Lab Value                    | ---           | H&H 5.6/19 -KW          | ---           | ---                   | ---           |
| RBAC?                        | ---           | Yes -KW                 | ---           | ---                   | ---           |
| Notification Time            | ---           | 1611 -KW                | ---           | ---                   | ---           |
| Provider Name                | ---           | DR. KRUG -KW            | ---           | ---                   | ---           |
| Provider Role                | ---           | Attending physician -KW | ---           | ---                   | ---           |
| Method of Communication      | ---           | Face to face -KW        | ---           | ---                   | ---           |
| Response                     | ---           | In department -KW       | ---           | ---                   | ---           |

| Row Name | 06/17/18 1532 | 06/17/18 1502 | 06/17/18 1437 |
|----------|---------------|---------------|---------------|
|----------|---------------|---------------|---------------|

**Oxygen Therapy**

|                     |     |                     |          |
|---------------------|-----|---------------------|----------|
| SpO2                | --- | 100 % -RG           | 98 % -NS |
| O2 Device           | --- | None (Room air) -RG | ---      |
| Pulse Oximetry Type | --- | Continuous -RG      | ---      |

**[REMOVED] Anesthesia Airway Nasal Cannula**

AN Airway Properties Placement Date: 06/12/18 -AH Placement Time: 1253 -AH Airway Device: Nasal Cannula -AH Removal Date: 06/17/18 -RG, N/E

**[REMOVED] Urethral Catheter 16 Fr**

Urethral Catheter Properties Placement Date: 01/16/18 -RD Placement Time: 2140 -RD Inserted by: Denmark, RN -RD Present on arrival to hospital?: No -RD Patient location at time of placement:: ER -RD Catheter Indicator: Acute urinary retention -RD Tube Size (Fr.): 16 Fr -RD Catheter Balloon Size: 10 mL -RD Catheter Secured: Yes -RD Urine Returned: Yes -RD Removal Date: 06/17/18 -RG, N/E

**Provider Notification**

|                          |                                |     |     |
|--------------------------|--------------------------------|-----|-----|
| Reason for Communication | Critical lab value -RG         | --- | --- |
| Lab Value                | POC TROP 0.09 AND BNP 2307 -RG | --- | --- |
| RBAC?                    | Yes -RG                        | --- | --- |
| Notification Time        | 1532 -RG                       | --- | --- |
| Provider Name            | DR.KRUG -RG                    | --- | --- |
| Provider Role            | Attending physician -RG        | --- | --- |
| Method of Communication  | Face to face -RG               | --- | --- |
| Response                 | See orders -RG                 | --- | --- |



WS Kennestone Hospital  
677 Church Street  
Marietta GA 30060-1101  
Inpatient Record

Maurice, Eugene George  
MRN: 561253820, DOB: 1/2/1949, Sex: M  
Adm: 6/17/2018, D/C: 6/21/2018

Flowsheets (all recorded)

Blood Administration

| Row Name                                    | 06/21/18 11:36:09                   | 06/21/18 07:35:36                   | 06/21/18 04:07:21                 | 06/20/18 23:57:07                   | 06/20/18 19:43:22                   |
|---|-------------------------------------|-------------------------------------|-----------------------------------|-------------------------------------|-------------------------------------|
| Vitals                                      |                                     |                                     |                                   |                                     |                                     |
| BP  | 123/59 -DI (r) CI (t)               | 137/64 -DI (r) CI (t)               | 121/58 -DI (r) TW (t)             | 124/53 -DI (r) TW (t)               | 113/55 -DI (r) TW (t)               |
| Temp  | 98.5 °F (36.9 °C) -DI (r)<br>CI (t) | 98 °F (36.7 °C) -DI (r) CI<br>(t)   | 98 °F (36.7 °C) -DI (r)<br>TW (t) | 98.4 °F (36.9 °C) -DI (r)<br>TW (t) | 98.2 °F (36.8 °C) -DI (r)<br>TW (t) |
| Temp src                                    | Oral -CI                            | Oral -CI                            | Oral -TW                          | Oral -TW                            | Oral -TW                            |
| Pulse                                       | 60 -DI (r) CI (t)                   | 62 -DI (r) CI (t)                   | 63 -DI (r) TW (t)                 | 109 -DI (r) TW (t)                  | 66 -DI (r) TW (t)                   |
| Resp  | 18 -CI                              | 18 -CI                              | 18 -DI (r) TW (t)                 | 16 -DI (r) TW (t)                   | 16 -DI (r) TW (t)                   |
| Row Name                                    | 06/20/18 15:50:04                   | 06/20/18 14:02:02                   | 06/20/18 1000                     | 06/20/18 0909                       | 06/20/18 0900                       |
| Vitals                                      |                                     |                                     |                                   |                                     |                                     |
| BP  | 154/80 -DI (r) LF (t)               | 104/66 -DI (r) LF (t)               | 122/54 -DG                        | (l) 122/49 -DG                      | (l) 122/49 -DG                      |
| Temp  | 98.3 °F (36.8 °C) -DI (r)<br>LF (t) | 98.2 °F (36.8 °C) -DI (r)<br>LF (t) | —                                 | —                                   | —                                   |
| Pulse                                       | 62 -DI (r) LF (t)                   | 61 -DI (r) LF (t)                   | 61 -DG                            | 59 -DG                              | 60 -DG                              |
| Resp  | 17 -DI (r) LF (t)                   | —                                   | 18 -DG                            | —                                   | 17 -DG                              |
| Row Name                                    | 06/20/18 0800                       | 06/20/18 0730                       | 06/20/18 0600                     | 06/20/18 0500                       | 06/20/18 0400                       |
| Vitals                                      |                                     |                                     |                                   |                                     |                                     |
| BP  | 138/62 -DG                          | —                                   | 129/57 -EE                        | 130/50 -EE                          | 119/51 -EE                          |
| Temp  | —                                   | 98.3 °F (36.8 °C) -HT               | —                                 | —                                   | 98 °F (36.7 °C) -JP                 |
| Temp src                                    | —                                   | Oral -HT                            | —                                 | —                                   | Oral -JP                            |
| Pulse                                       | 58 -DG                              | —                                   | 59 -EE                            | 57 -EE                              | 56 -EE                              |
| Resp  | 18 -DG                              | —                                   | 20 -EE                            | 20 -EE                              | 19 -EE                              |
| Row Name                                    | 06/20/18 0300                       | 06/20/18 0200                       | 06/20/18 0000                     | 06/19/18 2300                       | 06/19/18 2200                       |
| Vitals                                      |                                     |                                     |                                   |                                     |                                     |
| BP  | 122/58 -EE                          | (l) 111/47 -EE                      | —                                 | 128/56 -EE                          | 132/51 -EE                          |
| Temp  | —                                   | —                                   | 97.5 °F (36.4 °C) -JP             | —                                   | —                                   |
| Temp src                                    | —                                   | —                                   | Axillary -JP                      | —                                   | —                                   |
| Pulse                                       | 57 -EE                              | 64 -EE                              | 59 -EE                            | 61 -EE                              | 62 -EE                              |
| Resp  | 21 -EE                              | 16 -EE                              | 22 -EE                            | 21 -EE                              | 22 -EE                              |
| Row Name                                    | 06/19/18 2100                       | 06/19/18 2000                       | 06/19/18 1900                     | 06/19/18 1800                       | 06/19/18 1700                       |
| Vitals                                      |                                     |                                     |                                   |                                     |                                     |
| BP  | 130/60 -EE                          | 135/58 -EE                          | 133/61 -EE                        | 128/56 -JI                          | 132/52 -JI                          |
| Temp  | —                                   | 98.4 °F (36.9 °C) -JP               | —                                 | —                                   | —                                   |
| Temp src                                    | —                                   | Oral -JP                            | —                                 | —                                   | —                                   |
| Pulse                                       | 61 -EE                              | 63 -EE                              | 64 -EE                            | 61 -JI                              | 59 -JI                              |
| Resp  | 16 -EE                              | 21 -EE                              | 19 -EE                            | 25 -JI                              | 21 -JI                              |
| Row Name                                    | 06/19/18 1644                       | 06/19/18 1600                       | 06/19/18 1500                     | 06/19/18 1430                       | 06/19/18 1428                       |
| Vitals                                      |                                     |                                     |                                   |                                     |                                     |
| BP  | —                                   | 134/58 -JI                          | 130/51 -JI                        | 142/60 -JI                          | —                                   |
| Temp  | 97.9 °F (36.6 °C) -FT               | —                                   | —                                 | —                                   | 97.7 °F (36.5 °C) -FT               |
| Temp src                                    | Oral -FT                            | —                                   | —                                 | —                                   | Oral -FT                            |
| Pulse                                       | —                                   | 58 -JI                              | 56 -JI                            | 57 -JI                              | —                                   |
| Resp  | —                                   | 20 -JI                              | 22 -JI                            | 19 -JI                              | —                                   |
| Row Name                                    | 06/19/18 1335                       | 06/19/18 1330                       | 06/19/18 1325                     | 06/19/18 1321                       | 06/19/18 1118                       |
| Vitals                                      |                                     |                                     |                                   |                                     |                                     |
| BP  | 123/59 -LFA                         | 128/55 -LFA                         | (l) 95/46 -LFA                    | 110/53 -CR                          | —                                   |
| Pulse                                       | 54 -LFA                             | 54 -LFA                             | 53 -LFA                           | 53 -CR                              | —                                   |
| Resp  | 22 -LFA                             | 19 -LFA                             | 21 -LFA                           | 18 -CR                              | —                                   |
| Blood Product Identifiers                   |                                     |                                     |                                   |                                     |                                     |
| Blood Bank ID<br>Number (from<br>Wristband) | —                                   | —                                   | —                                 | —                                   | 90803 -PM                           |
| Row Name                                    | 06/19/18 1114                       | 06/19/18 1000                       | 06/19/18 0900                     | 06/19/18 0808                       | 06/19/18 0800                       |
| Vitals                                      |                                     |                                     |                                   |                                     |                                     |
| BP  | 123/54 -PM                          | (l) 124/49 -JI                      | (l) 119/44 -JI                    | (l) 126/47 -JI                      | (l) 126/47 -JI                      |
| Temp  | —                                   | —                                   | —                                 | —                                   | 98.6 °F (37 °C) -DF                 |
| Temp src                                    | —                                   | —                                   | —                                 | —                                   | Oral -DF                            |
| Pulse                                       | 51 -PM                              | 50 -JI                              | 51 -JI                            | 55 -JI                              | 56 -JI                              |
| Resp  | 13 -PM                              | 20 -JI                              | 18 -JI                            | —                                   | 18 -JI                              |
| Row Name                                    | 06/19/18 0700                       | 06/19/18 0600                       | 06/19/18 0500                     | 06/19/18 0400                       | 06/19/18 0300                       |
| Vitals                                      |                                     |                                     |                                   |                                     |                                     |





WS Kennestone Hospital  
677 Church Street  
Marietta GA 30060-1101  
Inpatient Record

Maurice, Eugene George  
MRN: 561253820, DOB: 1/2/1949, Sex: M  
Adm: 6/17/2018, D/C: 6/21/2018

Flowsheets (all recorded) (continued)

Blood Administration (continued)

| Row Name                              | 06/19/18 0700  | 06/19/18 0600         | 06/19/18 0500  | 06/19/18 0400          | 06/19/18 0300   |
|---------------------------------------|----------------|-----------------------|--|------------------------|---|
| BP                                    | 143/52 -Jl     | (!) 109/40 -RM        | (!) 124/49 -RM   | 127/55 -RM             | 120/59 -RM  |
| Temp                                  | ---            | ---                   | ---  | 98.2 °F (36.8 °C) -MJ  | ---   |
| Pulse                                 | 63 -Jl         | 52 -RM                | 53 -RM   | 55 -RM                 | 55 -RM  |
| Resp                                  | 18 -Jl         | 17 -RM                | 17 -RM   | 20 -RM                 | 16 -RM  |
| Row Name                              | 06/19/18 0200  | 06/19/18 0100         | 06/19/18 0000  | 06/18/18 2300          | 06/18/18 2200   |
| Vitals                                |                |                       |  |                        |   |
| BP                                    | 113/50 -RM     | (!) 109/44 -RM        | (!) 123/43 -RM   | 127/59 -RM             | ---   |
| Temp                                  | ---            | ---                   | 98.1 °F (36.7 °C) -MJ  | ---                    | ---   |
| Pulse                                 | 54 -RM         | 53 -RM                | 56 -RM   | 59 -RM                 | 55 -RM  |
| Resp                                  | 19 -RM         | 19 -RM                | 21 -RM   | 20 -RM                 | 21 -RM  |
| Row Name                              | 06/18/18 2100  | 06/18/18 2000         | 06/18/18 1900  | 06/18/18 1800          | 06/18/18 1727   |
| Vitals                                |                |                       |  |                        |   |
| BP                                    | ---            | ---                   | ---  | 132/60 -RM             | ---   |
| Temp                                  | ---            | 98.4 °F (36.9 °C) -MJ | ---  | ---                    | 98.1 °F (36.7 °C) -JD   |
| Temp src                              | ---            | ---                   | ---  | ---                    | Oral -JD  |
| Pulse                                 | 56 -RM         | 56 -RM                | 56 -RM   | 56 -RM                 | ---   |
| Resp                                  | 21 -RM         | 22 -RM                | 22 -RM   | 20 -RM                 | ---   |
| Suspected Transfusion Reaction        |                |                       |  |                        |   |
| Blood Specimen Collection             | ---            | Unit -RM              | ---  | ---                    | ---   |
| Row Name                              | 06/18/18 1600  | 06/18/18 1500         | 06/18/18 1400  | 06/18/18 1300          | 06/18/18 1230   |
| Vitals                                |                |                       |  |                        |   |
| BP                                    | 142/57 -Jl     | 151/56 -Jl            | 134/53 -Jl   | (!) 130/45 -Jl         | ---   |
| Temp                                  | ---            | ---                   | ---  | ---                    | 97.7 °F (36.5 °C) -JD   |
| Temp src                              | ---            | ---                   | ---  | ---                    | Oral -JD  |
| Pulse                                 | 52 -Jl         | 54 -Jl                | 58 -Jl   | 57 -Jl                 | ---   |
| Resp                                  | 20 -Jl         | 18 -Jl                | 19 -Jl   | 15 -Jl                 | ---   |
| Row Name                              | 06/18/18 1200  | 06/18/18 1100         | 06/18/18 1000  | 06/18/18 0900          | 06/18/18 0831   |
| Vitals                                |                |                       |  |                        |   |
| BP                                    | 140/56 -Jl     | (!) 128/46 -Jl        | 131/52 -Jl   | 137/54 -Jl             | ---   |
| Temp                                  | ---            | ---                   | ---  | ---                    | 97.8 °F (36.6 °C) -JD   |
| Temp src                              | ---            | ---                   | ---  | ---                    | Oral -JD  |
| Pulse                                 | 52 -Jl         | 50 -Jl                | 51 -Jl   | (!) 49 -Jl             | ---   |
| Resp                                  | 18 -Jl         | 17 -Jl                | 16 -Jl   | 16 -Jl                 | ---   |
| Row Name                              | 06/18/18 0800  | 06/18/18 0700         | 06/18/18 0600  | 06/18/18 0500          | 06/18/18 0445   |
| Vitals                                |                |                       |  |                        |   |
| Pre, During, Post Vital Signs         | ---            | ---                   | 1st HR -RM   | 15 min after start -RM | Pre-Transfusion -RM   |
| BP                                    | (!) 123/49 -Jl | (!) 115/49 -Jl        | (!) 126/48 -RM   | 122/52 -RM             | 120/52 -RM  |
| Temp                                  | ---            | ---                   | 98.2 °F (36.8 °C) -RM  | ---                    | 98.6 °F (37 °C) -RM   |
| Temp src                              | ---            | ---                   | Axillary -RM   | ---                    | Axillary -RM  |
| Pulse                                 | (!) 48 -Jl     | (!) 46 -Jl            | (!) 46 -RM   | (!) 47 -RM             | (!) 47 -RM  |
| Resp                                  | 17 -Jl         | 17 -Jl                | 13 -RM   | 18 -RM                 | 18 -RM  |
| Blood Product Identifiers             |                |                       |  |                        |   |
| Blood Bank ID Number (from Wristband) | ---            | ---                   | ---  | ---                    | 90803 -RM   |
| \$ Blood Admin Charge                 |                |                       |  |                        |   |
| \$\$ Blood Administration Charge      | ---            | ---                   | Unit complete -RM  | ---                    | ---   |
| TRANSFUSE RED BLOOD CELLS             |                |                       |  |                        |   |
| Transfusion Start Date                | ---            | ---                   | ---  | ---                    | 06/18/18 -RM  |
| Rate                                  | ---            | ---                   | *0 There are multiple administrations at this time. Please see the MAR for detailed information. -RM | ---                    | * There are multiple administrations at this time. Please see the MAR for detailed information. -RM |
| Completed Volume                      | ---            | ---                   | 500 -RM  | ---                    | ---   |
| Suspected Reaction?                   | ---            | ---                   | No -RM   | ---                    | No -RM  |
| Row Name                              | 06/18/18 0400  | 06/18/18 0300         | 06/18/18 0200  | 06/18/18 0115          | 06/18/18 0100   |





WS Kennestone Hospital  
677 Church Street  
Marietta GA 30060-1101  
Inpatient Record

Maurice, Eugene George  
MRN: 561253820, DOB: 1/2/1949, Sex: M  
Adm: 6/17/2018, D/C: 6/21/2018

**Flowsheets (all recorded) (continued)**

**Blood Administration (continued)**

| Row Name                         | 06/18/18 0400        | 06/18/18 0300  | 06/18/18 0200  | 06/18/18 0115          | 06/18/18 0100 |
|----------------------------------|----------------------|--|----------------|------------------------|---------------|
| <b>Vitals</b>                    |                      |  |                |                        |               |
| Pre, During, Post Vital Signs    | Post Transfusion -RM | 2nd HR -RM   | 1st HR -RM     | 15 min after start -RM | ---           |
| BP                               | 117/50 -RM           | (!) 109/43 -RM   | (!) 102/39 -RM | ---                    | 123/51 -RM    |
| Pulse                            | (!) 49 -RM           | (!) 49 -RM   | 51 -RM         | 54 -RM                 | 57 -RM        |
| Resp                             | 19 -RM               | 18 -RM   | 19 -RM         | 20 -RM                 | 21 -RM        |
| <b>\$ Blood Admin Charge</b>     |                      |  |                |                        |               |
| \$\$ Blood Administration Charge | ---                  | Unit complete -RM  | ---            | ---                    | ---           |
| <b>TRANSFUSE RED BLOOD CELLS</b> |                      |  |                |                        |               |
| Rate                             | ---                  | *0 There are multiple administrations at this time. Please see the MAR for detailed information. -RM | ---            | ---                    | ---           |
| Completed Volume                 | ---                  | 500 -RM  | ---            | ---                    | ---           |
| Suspected Reaction?              | ---                  | No -RM   | ---            | ---                    | ---           |

| Row Name                              | 06/18/18 0051                                     | 06/18/18 0030 | 06/18/18 0000  | 06/17/18 2300  | 06/17/18 2225       |
|---------------------------------------|---|---------------|----------------|----------------|---------------------|
| <b>Vitals</b>                         |   |               |                |                |                     |
| Pre, During, Post Vital Signs         | Pre-Transfusion -RM                               | ---           | ---            | ---            | ---                 |
| BP                                    | 140/52 -RM  | ---           | (!) 115/45 -RM | (!) 110/41 -RM | (!) 128/41 -AF      |
| Temp                                  | 98.1 °F (36.7 °C) -RM                             | ---           | ---            | ---            | 98 °F (36.7 °C) -AF |
| Temp src                              | Oral -RM  | ---           | ---            | ---            | Oral -AF            |
| Pulse                                 | 57 -RM  | ---           | 55 -RM         | 54 -RM         | 53 -AF              |
| Resp                                  | 20 -RM  | ---           | 20 -RM         | 17 -RM         | 18 -AF              |
| <b>Pre-Transfusion Documentation</b>  |   |               |                |                |                     |
| Previous Transfusion Reaction?        | No -RM  | ---           | ---            | ---            | ---                 |
| Pre-Meds Given?                       | Yes -RM   | ---           | ---            | ---            | ---                 |
| Consent Obtained?                     | Yes -RM   | ---           | ---            | ---            | ---                 |
| Education Provided ?                  | Yes;Patient -RM                                   | ---           | ---            | ---            | ---                 |
| <b>Blood Product Identifiers</b>      |   |               |                |                |                     |
| Blood Product Type                    | Red blood cells ( packed cells) -RM               | ---           | ---            | ---            | ---                 |
| Special Requirements                  | Leukocyte reduced cells;Saline Washed Product -RM | ---           | ---            | ---            | ---                 |
| Blood Bank ID Number (from Wristband) | 90803 -RM   | ---           | ---            | ---            | ---                 |
| Patient Blood Type                    | O Pos -RM   | ---           | ---            | ---            | ---                 |
| Donor Blood Type                      | O Pos -RM   | ---           | ---            | ---            | ---                 |
| Expiration Date                       | 07/20/18 -RM                                      | ---           | ---            | ---            | ---                 |
| Expiration Time                       | 2359 -RM  | ---           | ---            | ---            | ---                 |

|                                       |   |              |          |     |     |
|---------------------------------------|---|--------------|----------|-----|-----|
| <b>TRANSFUSE RED BLOOD CELLS</b>      |   |              |          |     |     |
| Transfusion Start Date                | 06/18/18 -RM  | 06/18/18 -RM | ---      | --- | --- |
| Rate                                  | * There are multiple administrations at this time. Please see the MAR for detailed information. -RM | ---          | ---      | --- | --- |
| <b>Suspected Transfusion Reaction</b> |   |              |          |     |     |
| Blood Specimen Collection             | ---   | ---          | Unit -RM | --- | --- |

| Row Name      | 06/17/18 2123 | 06/17/18 2037         | 06/17/18 1823         | 06/17/18 1738         | 06/17/18 1723 |
|---------------|---------------|-----------------------|-----------------------|-----------------------|---------------|
| <b>Vitals</b> |               |                       |                       |                       |               |
| BP            | ---           | 134/59 -BR            | 126/55 -BR            | 132/56 -BR            | ---           |
| Temp          | ---           | 98.2 °F (36.8 °C) -BR | 98.2 °F (36.8 °C) -BR | 98.2 °F (36.8 °C) -BR | ---           |
| Temp src      | ---           | Oral -BR              | Oral -BR              | Oral -BR              | ---           |
| Pulse         | ---           | 57 -BR                | 51 -BR                | 55 -BR                | ---           |
| Resp          | ---           | 16 -BR                | 18 -BR                | 18 -BR                | ---           |



WS Kennestone Hospital  
 677 Church Street  
 Marietta GA 30060-1101  
 Inpatient Record

Maurice, Eugene George  
 MRN: 561253820, DOB: 1/2/1949, Sex: M  
 Adm: 6/17/2018, D/C: 6/21/2018

**Flowsheets (all recorded) (continued)**

**Blood Administration (continued)**

| Row Name                              | 06/17/18 2123  | 06/17/18 2037 | 06/17/18 1823 | 06/17/18 1738 | 06/17/18 1723   |
|---------------------------------------|--|---------------|---------------|---------------|---|
| <b>Blood Product Identifiers</b>      |  |               |               |               |   |
| Blood Bank ID Number (from Wristband) | ---  | ---           | ---           | ---           | r90803 -BR  |
| <b>TRANSFUSE RED BLOOD CELLS</b>      |  |               |               |               |   |
| Rate                                  | *0 There are multiple administrations at this time. Please see the MAR for detailed information. -NI | ---           | ---           | ---           | * There are multiple administrations at this time. Please see the MAR for detailed information. -BR |
| Line                                  | ---  | ---           | ---           | ---           | [REMOVED] Peripheral IV 06/17/18 20 G Right Antecubital -BR   |

| Row Name                      | 06/17/18 1720         | 06/17/18 1708         | 06/17/18 1537         | 06/17/18 1502         | 06/17/18 1437 |
|-------------------------------|-----------------------|-----------------------|-----------------------|-----------------------|---------------|
| <b>Vitals</b>                 |                       |                       |                       |                       |               |
| Pre, During, Post Vital Signs | Pre-Transfusion -BR   | ---                   | ---                   | ---                   | ---           |
| BP                            | 129/53 -BR            | (I) 115/49 -BR        | 114/51 -RG            | 112/52 -RG            | ---           |
| Temp                          | 98.2 °F (36.8 °C) -BR | 97.8 °F (36.6 °C) -BR | 97.8 °F (36.6 °C) -RG | 97.7 °F (36.5 °C) -RG | ---           |
| Temp src                      | Oral -BR              | Oral -BR              | ---                   | Oral -RG              | ---           |
| Pulse                         | 55 -BR                | 55 -BR                | 55 -RG                | 54 -RG                | 56 -NS        |
| Resp                          | 18 -BR                | 18 -BR                | 22 -RG                | 25 -RG                | ---           |

**Pre-Transfusion Documentation**

|                                |         |     |     |     |     |
|--------------------------------|---------|-----|-----|-----|-----|
| Previous Transfusion Reaction? | No -BR  | --- | --- | --- | --- |
| Consent Obtained?              | Yes -BR | --- | --- | --- | --- |
| Education Provided ?           | Yes -BR | --- | --- | --- | --- |

**Blood Product Identifiers**

|                                       |                                     |     |     |     |     |
|---------------------------------------|-------------------------------------|-----|-----|-----|-----|
| Blood Product Type                    | Red blood cells ( packed cells) -BR | --- | --- | --- | --- |
| Special Requirements                  | None -BR                            | --- | --- | --- | --- |
| Blood Bank ID Number (from Wristband) | r90803 -BR                          | --- | --- | --- | --- |
| Patient Blood Type                    | O Pos -BR                           | --- | --- | --- | --- |
| Donor Blood Type                      | O Pos -BR                           | --- | --- | --- | --- |
| Expiration Date                       | 07/20/18 -BR                        | --- | --- | --- | --- |
| Expiration Time                       | 2359 -BR                            | --- | --- | --- | --- |

**TRANSFUSE RED BLOOD CELLS**

|                        |              |     |     |     |     |
|------------------------|--------------|-----|-----|-----|-----|
| Transfusion Start Date | 06/17/18 -BR | --- | --- | --- | --- |
| Completed Volume       | 350 -BR      | --- | --- | --- | --- |



WS Kennestone Hospital  
677 Church Street  
Marietta GA 30060-1101  
Inpatient Record

Maurice, Eugene George  
MRN: 561253820, DOB: 1/2/1949, Sex: M  
Adm: 6/17/2018, D/C: 6/21/2018

Flowsheets (all recorded)

Intake/Output

| Row Name                       | 06/21/18 11:36:09 | 06/21/18 1000 | 06/21/18 0830 | 06/21/18 07:35:36 | 06/21/18 0545 |
|--------------------------------|-------------------|---------------|---------------|-------------------|---------------|
| Intake (mL)                    |                   |               |               |                   |               |
| P.O.                           | —                 | 240 mL -JK    | —             | —                 | —             |
| Percent Meals Eaten (%)        | —                 | 100 % -JK     | —             | —                 | —             |
| Simple Vitals                  |                   |               |               |                   |               |
| Pulse                          | 60 -DI (r) CI (t) | —             | —             | 62 -DI (r) CI (t) | —             |
| Resp                           | 18 -CI            | —             | —             | 18 -CI            | —             |
| Numeric Pain Intensity Score 1 | —                 | —             | 0 -AM         | —                 | 0 -TS         |

| Row Name                       | 06/21/18 04:07:21    | 06/20/18 23:57:07    | 06/20/18 2133 | 06/20/18 2000        | 06/20/18 19:43:22    |
|--------------------------------|----------------------|----------------------|---------------|----------------------|----------------------|
| Intake (mL)                    |                      |                      |               |                      |                      |
| P.O.                           | 0 mL -TW             | 0 mL -TW             | —             | —                    | 0 mL -TW             |
| Percent Meals Eaten (%)        | 0 % -TW              | 0 % -TW              | —             | —                    | 0 % -TW              |
| Snacks Eaten (%)               | 0 -TW                | 0 -TW                | —             | —                    | 0 -TW                |
| Supplement Consumed (%)        | 0 -TW                | 0 -TW                | —             | —                    | 0 -TW                |
| Simple Vitals                  |                      |                      |               |                      |                      |
| Pulse                          | 63 -DI (r) TW (t)    | 109 -DI (r) TW (t)   | —             | —                    | 66 -DI (r) TW (t)    |
| Resp                           | 18 -DI (r) TW (t)    | 16 -DI (r) TW (t)    | —             | —                    | 16 -DI (r) TW (t)    |
| Numeric Pain Intensity Score 1 | —                    | —                    | 0 -TS         | —                    | —                    |
| Urine Output                   |                      |                      |               |                      |                      |
| Urine Occurrence               | 1 -TW                | 1 -TW                | —             | 1 -TW                | 0 -TW                |
| Stool Output                   |                      |                      |               |                      |                      |
| Stool Occurrence               | 0 -TW                | 0 -TW                | —             | 0 -TW                | 0 -TW                |
| Stool Appearance               | Unable to assess -TW | Unable to assess -TW | —             | Unable to assess -TW | Unable to assess -TW |
| Emesis Output                  |                      |                      |               |                      |                      |
| Emesis Occurrence              | 0 -TW                | 0 -TW                | —             | 0 -TW                | 0 -TW                |

| Row Name  | 06/20/18 15:50:04 | 06/20/18 1458        | 06/20/18 14:02:02 | 06/20/18 1000 | 06/20/18 0912 |
|---|-------------------|----------------------|-------------------|---------------|---------------|
| piperacillin-tazobactam (ZOSYN) 4.5 g in NS 100 mL IVPB ADD-vantage |                   |                      |                   |               |               |
| Piggyback Dose  | —                 | —                    | —                 | —             | *4.5 g -DG    |
| Simple Vitals   |                   |                      |                   |               |               |
| Pulse   | 62 -DI (r) LF (t) | —                    | 61 -DI (r) LF (t) | 61 -DG        | —             |
| Resp  | 17 -DI (r) LF (t) | —                    | —                 | 18 -DG        | —             |
| Stool Output  |                   |                      |                   |               |               |
| Bowel Incontinence  | —                 | No -MS               | —                 | —             | —             |
| Stool Amount  | —                 | Unable to assess -MS | —                 | —             | —             |
| Stool Appearance  | —                 | Unable to assess -MS | —                 | —             | —             |
| Stool Color   | —                 | Unable to assess -MS | —                 | —             | —             |

| Row Name                       | 06/20/18 0909 | 06/20/18 0900 | 06/20/18 0830   | 06/20/18 0800 | 06/20/18 0730 |
|--------------------------------|---------------|---------------|---|---------------|---------------|
| Simple Vitals                  |               |               |   |               |               |
| Pulse                          | 59 -DG        | 60 -DG        | —   | 58 -DG        | —             |
| Resp                           | —             | 17 -DG        | —   | 18 -DG        | —             |
| Numeric Pain Intensity Score 1 | —             | —             | 0 Simultaneous filing. User may be unaware of other data. -MS | —             | 2 -DG         |
| Urine Output                   |               |               |   |               |               |
| Urine                          | —             | —             | —   | —             | 200 mL -HT    |
| Stool Output                   |               |               |   |               |               |
| Bowel Incontinence             | —             | —             | —   | No -DG        | —             |

| Row Name      | 06/20/18 0600 | 06/20/18 0500 | 06/20/18 0400 | 06/20/18 0300 | 06/20/18 0200 |
|---------------|---------------|---------------|---------------|---------------|---------------|
| Simple Vitals |               |               |               |               |               |
| Pulse         | 59 -EE        | 57 -EE        | 56 -EE        | 57 -EE        | 64 -EE        |
| Resp          | 20 -EE        | 20 -EE        | 19 -EE        | 21 -EE        | 16 -EE        |
| Urine Output  |               |               |               |               |               |
| Urine         | —             | 350 mL -EE    | — -EE         | —             | —             |
| Row Name      | 06/20/18 0118 | 06/20/18 0000 | 06/19/18 2300 | 06/19/18 2200 | 06/19/18 2100 |



WS Kennestone Hospital  
677 Church Street  
Marietta GA 30060-1101  
Inpatient Record

Maurice, Eugene George  
MRN: 561253820, DOB: 1/2/1949, Sex: M  
Adm: 6/17/2018, D/C: 6/21/2018

Flowsheets (all recorded) (continued)

Intake/Output (continued)

| Row Name  | 06/20/18 0118  | 06/20/18 0000   | 06/19/18 2300 | 06/19/18 2200  | 06/19/18 2100   |
|---|--|---|---------------|----------------|---|
| piperacillin-tazobactam (ZOSYN) 4.5 g in NS 100 mL IVPB ADD-vantage |  |   |               |                |   |
| Piggyback Dose  | *4.5 g 100 ml sodium chloride not available in Omnicel -EE | ---   | ---           | ---            | ---   |
| Simple Vitals   |  |   |               |                |   |
| Pulse   | ---  | 59 -EE  | 61 -EE        | 62 -EE         | 61 -EE  |
| Resp  | ---  | 22 -EE  | 21 -EE        | 22 -EE         | 16 -EE  |
| Row Name  | 06/19/18 2000  | 06/19/18 1900   | 06/19/18 1800 | 06/19/18 1700  | 06/19/18 1654   |
| piperacillin-tazobactam (ZOSYN) 4.5 g in NS 100 mL IVPB ADD-vantage |  |   |               |                |   |
| Piggyback Dose  | ---  | ---   | ---           | ---            | *4.5 g -JI  |
| Simple Vitals   |  |   |               |                |   |
| Pulse   | 63 -EE   | 64 -EE  | 61 -JI        | 59 -JI         | ---   |
| Resp  | 21 -EE   | 19 -EE  | 25 -JI        | 21 -JI         | ---   |
| Numeric Pain Intensity Score 1                                      | 0 -EE  | ---   | ---           | ---            | ---   |
| Urine Output  |  |   |               |                |   |
| Urine   | 400 mL -JP   | ---   | ---           | ---            | ---   |
| Urine Occurrence  | 1 -EE  | ---   | ---           | ---            | ---   |
| Bladder Status (use only for bladder training)                      | Continent -EE  | ---   | ---           | ---            | ---   |
| Stool Output  |  |   |               |                |   |
| Bowel Incontinence  | No -EE   | ---   | ---           | ---            | ---   |
| Stool Amount  | Unable to assess -EE                                       | ---   | ---           | ---            | ---   |
| Stool Appearance  | Unable to assess -EE                                       | ---   | ---           | ---            | ---   |
| Stool Color   | Unable to assess -EE                                       | ---   | ---           | ---            | ---   |
| Row Name  | 06/19/18 1600  | 06/19/18 1500   | 06/19/18 1433 | 06/19/18 1430  | 06/19/18 1335   |
| Simple Vitals   |  |   |               |                |   |
| Pulse   | 58 -JI   | 56 -JI  | ---           | 57 -JI         | 54 -LFA   |
| Resp  | 20 -JI   | 22 -JI  | ---           | 19 -JI         | 22 -LFA   |
| Numeric Pain Intensity Score 1                                      | 0 -JI  | ---   | ---           | ---            | ---   |
| Urine Output  |  |   |               |                |   |
| Urine Occurrence  | ---  | ---   | 1 -JI         | ---            | ---   |
| Row Name  | 06/19/18 1330  | 06/19/18 1325   | 06/19/18 1321 | 06/19/18 1311  | 06/19/18 1311   |
| sodium chloride 0.9% (NS) infusion                                  |  |   |               |                |   |
| Rate  | ---  | ---   | ---           | ---            | * There are multiple administrations at this time. Please see the MAR for detailed information. -CM |
| Volume (mL)   | ---  | ---   | ---           | 200 mL -CM     | ---   |
| Simple Vitals   |  |   |               |                |   |
| Pulse   | 54 -LFA  | 53 -LFA   | 53 -CR        | ---            | ---   |
| Resp  | 19 -LFA  | 21 -LFA   | 18 -CR        | ---            | ---   |
| Numeric Pain Intensity Score 1                                      | ---  | ---   | 0 -CR         | ---            | ---   |
| Row Name  | 06/19/18 1303  | 06/19/18 1129   | 06/19/18 1114 | 06/19/18 1039  | 06/19/18 1037   |
| sodium chloride 0.9% (NS) infusion                                  |  |   |               |                |   |
| Rate  | ---  | * There are multiple administrations at this time. Please see the MAR for detailed information. -PM | ---           | ---            | ---   |
| sodium chloride 0.9% (NS) bolus 250 mL                              |  |   |               |                |   |
| Bolus Dose  | ---  | ---   | ---           | *0 mL EGD. -JI | ---   |
| Simple Vitals   |  |   |               |                |   |
| Pulse   | ---  | ---   | 51 -PM        | ---            | ---   |
| Resp  | ---  | ---   | 13 -PM        | ---            | ---   |
| propofol  |  |   |               |                |   |
| propofol Bolus Dose   | 130 mg -CM   | ---   | ---           | ---            | ---   |





WS Kennestone Hospital  
677 Church Street  
Marietta GA 30060-1101  
Inpatient Record

Maurice, Eugene George  
MRN: 561253820, DOB: 1/2/1949, Sex: M  
Adm: 6/17/2018, D/C: 6/21/2018

**Flowsheets (all recorded) (continued)**

**Intake/Output (continued)**

| Row Name               | 06/19/18 1303   | 06/19/18 1129 | 06/19/18 1114 | 06/19/18 1039 | 06/19/18 1037 |
|------------------------|---|---------------|---------------|---------------|---------------|
| (mg)                   |   |               |               |               |               |
| propofol Rate          | * There are multiple administrations at this time. Please see the MAR for detailed information. -CM | ---           | ---           | ---           | ---           |
| propofol Concentration | * There are multiple administrations at this time. Please see the MAR for detailed information. -CM | ---           | ---           | ---           | ---           |

**Urine Output**

| Row Name | 06/19/18 1000 | 06/19/18 0900 | 06/19/18 0808 | 06/19/18 0800 | 06/19/18 0700 |
|----------|---------------|---------------|---------------|---------------|---------------|
| Urine    | ---           | ---           | ---           | ---           | 300 mL -JI    |

**Simple Vitals**

|                                |        |        |        |        |        |
|--------------------------------|--------|--------|--------|--------|--------|
| Pulse                          | 50 -JI | 51 -JI | 55 -JI | 56 -JI | 63 -JI |
| Resp                           | 20 -JI | 18 -JI | ---    | 18 -JI | 18 -JI |
| Numeric Pain Intensity Score 1 | ---    | ---    | ---    | 0 -JI  | ---    |

**Urine Output**

| Row Name | 06/19/18 0600 | 06/19/18 0500 | 06/19/18 0445 | 06/19/18 0400 | 06/19/18 0300 |
|----------|---------------|---------------|---------------|---------------|---------------|
| Urine    | ---           | 450 mL -DF    | ---           | ---           | ---           |

**Intake (mL)**

|   |       |     |            |            |     |
|---|-------|-----|------------|------------|-----|
| P.O.  | ---   | --- | ---        | 250 mL -RM | --- |
| piperacillin-tazobactam (ZOSYN) 4.5 g in NS 100 mL IVPB (w/adaptor) |       |     |            |            |     |
| Piggyback Dose  | ---   | --- | *4.5 g -RM | ---        | --- |
| Piggyback Volume (mL)   | 0 -RM | --- | 100 -RM    | ---        | --- |

**Simple Vitals**

|       |        |        |     |        |        |
|-------|--------|--------|-----|--------|--------|
| Pulse | 52 -RM | 53 -RM | --- | 55 -RM | 55 -RM |
| Resp  | 17 -RM | 17 -RM | --- | 20 -RM | 16 -RM |

**magnesium sulfate**

|                          |     |     |     |     |     |
|--------------------------|-----|-----|-----|-----|-----|
| Latest MgSO4 serum level | --- | --- | 2.3 | --- | --- |
|--------------------------|-----|-----|-----|-----|-----|

**pantoprazole**

|                          |            |     |     |     |     |
|--------------------------|------------|-----|-----|-----|-----|
| pantoprazole Volume (mL) | 200 mL -RM | --- | --- | --- | --- |
|--------------------------|------------|-----|-----|-----|-----|

**Urine Output**

|  |     |            |     |               |            |
|--|-----|------------|-----|---------------|------------|
| Urine  | --- | 250 mL -RM | --- | ---           | 300 mL -RM |
| Bladder Status (use only for bladder training) | --- | ---        | --- | Continent -RM | ---        |

**Stool Output**

|                    |     |     |     |                      |     |
|--------------------|-----|-----|-----|----------------------|-----|
| Bowel Incontinence | --- | --- | --- | No -RM               | --- |
| Stool Amount       | --- | --- | --- | Unable to assess -RM | --- |
| Stool Appearance   | --- | --- | --- | Unable to assess -RM | --- |
| Stool Color        | --- | --- | --- | Unable to assess -RM | --- |

| Row Name | 06/19/18 0200 | 06/19/18 0100 | 06/19/18 0000 | 06/18/18 2300 | 06/18/18 2200 |
|----------|---------------|---------------|---------------|---------------|---------------|
|----------|---------------|---------------|---------------|---------------|---------------|

**Simple Vitals**

|       |        |        |        |        |        |
|-------|--------|--------|--------|--------|--------|
| Pulse | 54 -RM | 53 -RM | 56 -RM | 59 -RM | 55 -RM |
| Resp  | 19 -RM | 19 -RM | 21 -RM | 20 -RM | 21 -RM |

**Urine Output**

|  |               |     |               |     |               |
|--|---------------|-----|---------------|-----|---------------|
| Urine  | ---           | --- | 200 mL -MJ    | --- | ---           |
| Bladder Status (use only for bladder training) | Continent -RM | --- | Continent -RM | --- | Continent -RM |

**Stool Output**

|                    |                      |     |                      |     |                      |
|--------------------|----------------------|-----|----------------------|-----|----------------------|
| Bowel Incontinence | No -RM               | --- | No -RM               | --- | No -RM               |
| Stool Amount       | Unable to assess -RM | --- | Unable to assess -RM | --- | Unable to assess -RM |
| Stool Appearance   | Unable to assess -RM | --- | Unable to assess -RM | --- | Unable to assess -RM |
| Stool Color        | Unable to assess -RM | --- | Unable to assess -RM | --- | Unable to assess -RM |



WS Kennestone Hospital  
677 Church Street  
Marietta GA 30060-1101  
Inpatient Record

Maurice, Eugene George  
MRN: 561253820, DOB: 1/2/1949, Sex: M  
Adm: 6/17/2018, D/C: 6/21/2018

**Flowsheets (all recorded) (continued)**

**Intake/Output (continued)**

| Row Name   | 06/18/18 2100 | 06/18/18 2000        | 06/18/18 1900 | 06/18/18 1819     | 06/18/18 1804 |
|--|---------------|----------------------|---------------|-------------------|---------------|
| <b>Intake (mL)</b>   |               |                      |               |                   |               |
| Percent Meals Eaten (%)  | —             | —                    | —             | 100 % Dinner. -JI | —             |
| <b>sodium chloride 0.9% (NS) infusion</b>                                  |               |                      |               |                   |               |
| Volume (mL)  | —             | 1400 mL -RM          | —             | —                 | —             |
| <b>piperacillin-tazobactam (ZOSYN) 4.5 g in NS 100 mL IVPB (w/adapter)</b> |               |                      |               |                   |               |
| Piggyback Dose   | —             | —                    | —             | —                 | *4.5 g -JI    |
| Piggyback Volume (mL)  | —             | 200 -RM              | —             | —                 | —             |
| <b>Simple Vitals</b>   |               |                      |               |                   |               |
| Pulse  | 56 -RM        | 56 -RM               | 56 -RM        | —                 | —             |
| Resp   | 21 -RM        | 22 -RM               | 22 -RM        | —                 | —             |
| Numeric Pain Intensity Score 1   | 0 -RM         | 0 -RM                | 0 -RM         | —                 | —             |
| <b>pantoprazole</b>  |               |                      |               |                   |               |
| pantoprazole Volume (mL)   | —             | 200 mL -RM           | —             | —                 | —             |
| <b>Urine Output</b>  |               |                      |               |                   |               |
| Urine Occurrence   | —             | 0 -RM                | —             | —                 | —             |
| Bladder Status (use only for bladder training)                             | —             | Continent -RM        | —             | —                 | —             |
| <b>Stool Output</b>  |               |                      |               |                   |               |
| Stool Occurrence   | —             | 0 -RM                | —             | —                 | —             |
| Bowel Incontinence   | —             | No -RM               | —             | —                 | —             |
| Stool Amount   | —             | Unable to assess -RM | —             | —                 | —             |
| Stool Appearance   | —             | Unable to assess -RM | —             | —                 | —             |
| Stool Color  | —             | Unable to assess -RM | —             | —                 | —             |
| <b>Emesis Output</b>   |               |                      |               |                   |               |
| Emesis Occurrence  | —             | 0 -RM                | —             | —                 | —             |
| Emesis Appearance  | —             | — na -RM             | —             | —                 | —             |

| Row Name                       | 06/18/18 1803 | 06/18/18 1800 | 06/18/18 1600 | 06/18/18 1500 | 06/18/18 1400 |
|--------------------------------|---------------|---------------|---------------|---------------|---------------|
| <b>Intake (mL)</b>             |               |               |               |               |               |
| Saline Flush (mL)              | 40 mL -JI     | —             | —             | —             | —             |
| <b>Simple Vitals</b>           |               |               |               |               |               |
| Pulse                          | —             | 56 -RM        | 52 -JI        | 54 -JI        | 58 -JI        |
| Resp                           | —             | 20 -RM        | 20 -JI        | 18 -JI        | 19 -JI        |
| Numeric Pain Intensity Score 1 | —             | —             | 0 -JI         | —             | —             |

| Row Name                | 06/18/18 1345 | 06/18/18 1303  | 06/18/18 1300 | 06/18/18 1247 | 06/18/18 1205 |
|-------------------------|---------------|----------------|---------------|---------------|---------------|
| <b>Intake (mL)</b>      |               |                |               |               |               |
| Percent Meals Eaten (%) | —             | 95 % Lunch -JI | —             | —             | —             |
| Saline Flush (mL)       | —             | —              | —             | 20 mL -JI     | —             |
| <b>Simple Vitals</b>    |               |                |               |               |               |
| Pulse                   | —             | —              | 57 -JI        | —             | —             |
| Resp                    | —             | —              | 15 -JI        | —             | —             |
| <b>Urine Output</b>     |               |                |               |               |               |
| Urine Occurrence        | 1 -JI         | —              | —             | —             | 1 -JI         |

| Row Name   | 06/18/18 1200 | 06/18/18 1100 | 06/18/18 1000 | 06/18/18 0916 | 06/18/18 0907 |
|--|---------------|---------------|---------------|---------------|---------------|
| <b>piperacillin-tazobactam (ZOSYN) 4.5 g in NS 100 mL IVPB (w/adapter)</b> |               |               |               |               |               |
| Piggyback Dose   | —             | —             | —             | —             | *4.5 g -JI    |
| <b>Simple Vitals</b>   |               |               |               |               |               |
| Pulse  | 52 -JI        | 50 -JI        | 51 -JI        | —             | —             |
| Resp   | 18 -JI        | 17 -JI        | 16 -JI        | —             | —             |
| Numeric Pain Intensity Score 1   | 0 -JI         | —             | —             | —             | —             |
| <b>Urine Output</b>  |               |               |               |               |               |
| Urine  | —             | —             | —             | 150 mL -JI    | —             |



WS Kennestone Hospital  
677 Church Street  
Marietta GA 30060-1101  
Inpatient Record

Maurice, Eugene George  
MRN: 561253820, DOB: 1/2/1949, Sex: M  
Adm: 6/17/2018, D/C: 6/21/2018

**Flowsheets (all recorded) (continued)**

**Intake/Output (continued)**

| Row Name   | 06/18/18 0900                | 06/18/18 0848        | 06/18/18 0800   | 06/18/18 0700 | 06/18/18 0640 |
|--|------------------------------|----------------------|---|---------------|---------------|
| <b>sodium chloride 0.9% (NS) bolus 250 mL</b>                              |                              |                      |   |               |               |
| Bolus Dose   | —                            | —                    | —   | —             | *250 mL -RM   |
| <b>Simple Vitals</b>   |                              |                      |   |               |               |
| Pulse  | (I) 49 -JI                   | —                    | (I) 48 -JI  | (I) 46 -JI    | —             |
| Resp   | 16 -JI                       | —                    | 17 -JI  | 17 -JI        | —             |
| Numeric Pain Intensity Score 1   | —                            | —                    | 0 -JI   | —             | —             |
| <b>Urine Output</b>  |                              |                      |   |               |               |
| Urine  | —                            | 300 mL -JI           | —   | —             | —             |
| Row Name   | 06/18/18 0600                | 06/18/18 0500        | 06/18/18 0445   | 06/18/18 0400 | 06/18/18 0300 |
| <b>Weights</b>   |                              |                      |   |               |               |
| Weight   | 104.9 kg (231 lb 4.2 oz) -RM | —                    | —   | —             | —             |
| Weight Method  | Actual -RM                   | —                    | —   | —             | —             |
| <b>sodium chloride 0.9% (NS) infusion</b>                                  |                              |                      |   |               |               |
| Volume (mL)  | 495 mL -RM                   | —                    | —   | —             | —             |
| <b>sodium chloride 0.9% (NS) bolus 250 mL</b>                              |                              |                      |   |               |               |
| Bolus Volume (mL)  | 250 -RM                      | —                    | —   | —             | —             |
| <b>piperacillin-tazobactam (ZOSYN) 4.5 g in NS 100 mL IVPB (w/adapter)</b> |                              |                      |   |               |               |
| Piggyback Dose   | —                            | —                    | —   | *4.5 g -RM    | —             |
| Piggyback Volume (mL)  | 0 -RM                        | 100 -RM              | —   | —             | —             |
| <b>Simple Vitals</b>   |                              |                      |   |               |               |
| Pulse  | (I) 46 -RM                   | (I) 47 -RM           | (I) 47 -RM  | (I) 49 -RM    | (I) 49 -RM    |
| Resp   | 13 -RM                       | 18 -RM               | 18 -RM  | 19 -RM        | 18 -RM        |
| Numeric Pain Intensity Score 1   | 0 -RM                        | 0 -RM                | —   | 0 -RM         | 0 -RM         |
| <b>pantoprazole</b>  |                              |                      |   |               |               |
| pantoprazole Volume (mL)   | 20 mL -RM                    | 100 mL -RM           | —   | —             | —             |
| <b>Urine Output</b>  |                              |                      |   |               |               |
| Urine  | 300 mL -RM                   | 275 mL -RM           | —   | —             | 200 mL -RM    |
| Urine Occurrence   | —                            | 0 -RM                | —   | —             | —             |
| Bladder Status (use only for bladder training)                             | —                            | Continent -RM        | —   | —             | —             |
| <b>Stool Output</b>  |                              |                      |   |               |               |
| Stool Occurrence   | —                            | 0 -RM                | —   | —             | —             |
| Bowel Incontinence   | —                            | No -RM               | —   | —             | —             |
| Stool Amount   | —                            | Unable to assess -RM | —   | —             | —             |
| Stool Appearance   | —                            | Unable to assess -RM | —   | —             | —             |
| Stool Color  | —                            | Unable to assess -RM | —   | —             | —             |
| <b>Emesis Output</b>   |                              |                      |   |               |               |
| Emesis Occurrence  | —                            | 0 -RM                | —   | —             | —             |
| Emesis Appearance  | —                            | — na -RM             | —   | —             | —             |
| <b>TRANSFUSE RED BLOOD CELLS</b>   |                              |                      |   |               |               |
| Completed Volume   | —                            | —                    | —   | —             | 500 -RM       |
| <b>TRANSFUSE RED BLOOD CELLS</b>   |                              |                      |   |               |               |
| Completed Volume   | 500 -RM                      | —                    | —   | —             | —             |
| Row Name   | 06/18/18 0200                | 06/18/18 0115        | 06/18/18 0103   | 06/18/18 0100 | 06/18/18 0051 |
| <b>sodium chloride 0.9% (NS) infusion</b>                                  |                              |                      |   |               |               |
| Rate   | —                            | —                    | * There are multiple administrations at this time. Please see the MAR for detailed information. -RM | —             | —             |
| <b>Simple Vitals</b>   |                              |                      |   |               |               |
| Pulse  | 51 -RM                       | 54 -RM               | —   | 57 -RM        | 57 -RM        |
| Resp   | 19 -RM                       | 20 -RM               | —   | 21 -RM        | 20 -RM        |



WS Kennestone Hospital  
677 Church Street  
Marietta GA 30060-1101  
Inpatient Record

Maurice, Eugene George  
MRN: 561253820, DOB: 1/2/1949, Sex: M  
Adm: 6/17/2018, D/C: 6/21/2018

**Flowsheets (all recorded) (continued)**

**Intake/Output (continued)**

| Row Name   | 06/18/18 0200 | 06/18/18 0115        | 06/18/18 0103 | 06/18/18 0100                 | 06/18/18 0051 |
|--|---------------|----------------------|---------------|-------------------------------|---------------|
| Numeric Pain Intensity Score 1   | 0 -RM         | ---                  | ---           | 0 -RM                         | ---           |
| Row Name   | 06/18/18 0030 | 06/18/18 0000        | 06/17/18 2300 | 06/17/18 2225                 | 06/17/18 2037 |
| <b>Weights</b>   |               |                      |               |                               |               |
| Weight   | ---           | ---                  | ---           | 103.4 kg (227 lb 15.3 oz) -AF | ---           |
| Weight Method  | ---           | ---                  | ---           | Actual -AF                    | ---           |
| BSA (Calculated - sq m)  | ---           | ---                  | ---           | 2.21 sq meters -AF            | ---           |
| <b>sodium chloride 0.9% (NS) infusion</b>                                  |               |                      |               |                               |               |
| Volume (mL)  | ---           | 0 mL -RM             | ---           | ---                           | ---           |
| <b>sodium chloride 0.9% (NS) bolus 250 mL</b>                              |               |                      |               |                               |               |
| Bolus Volume (mL)  | ---           | 0 -RM                | ---           | ---                           | ---           |
| <b>piperacillin-tazobactam (ZOSYN) 4.5 g in NS 100 mL IVPB (w/adapter)</b> |               |                      |               |                               |               |
| Piggyback Volume (mL)  | ---           | 0 -RM                | ---           | ---                           | ---           |
| <b>Simple Vitals</b>   |               |                      |               |                               |               |
| Pulse  | ---           | 55 -RM               | 54 -RM        | 53 -AF                        | 57 -BR        |
| Resp   | ---           | 20 -RM               | 17 -RM        | 18 -AF                        | 16 -BR        |
| Numeric Pain Intensity Score 1   | ---           | 0 -RM                | 0 -RM         | 0 -RM                         | 0 -BR         |
| <b>magnesium sulfate</b>   |               |                      |               |                               |               |
| Latest MgSO4 serum level   | 2.1           | ---                  | ---           | ---                           | ---           |
| <b>pantoprazole</b>  |               |                      |               |                               |               |
| pantoprazole Volume (mL)   | ---           | ---                  | ---           | 100 mL -RM                    | ---           |
| <b>Urine Output</b>  |               |                      |               |                               |               |
| Urine  | ---           | 300 mL -RM           | ---           | ---                           | ---           |
| Urine Occurrence   | ---           | ---                  | ---           | 0 -RM                         | ---           |
| Bladder Status (use only for bladder training)                             | ---           | Continent -RM        | ---           | Continent -RM                 | ---           |
| <b>Stool Output</b>  |               |                      |               |                               |               |
| Stool (mL)   | ---           | 0 mL -RM             | ---           | ---                           | ---           |
| Stool Occurrence   | ---           | ---                  | ---           | 0 -RM                         | ---           |
| Bowel Incontinence   | ---           | No -RM               | ---           | No -RM                        | ---           |
| Stool Amount   | ---           | Unable to assess -RM | ---           | Unable to assess -RM          | ---           |
| Stool Appearance   | ---           | Unable to assess -RM | ---           | Unable to assess -RM          | ---           |
| Stool Color  | ---           | Unable to assess -RM | ---           | Unable to assess -RM          | ---           |
| <b>Emesis Output</b>   |               |                      |               |                               |               |
| Emesis   | ---           | 0 mL -RM             | ---           | ---                           | ---           |
| Emesis Occurrence  | ---           | ---                  | ---           | 0 -RM                         | ---           |
| Emesis Appearance  | ---           | na -RM               | ---           | na -RM                        | ---           |
| <b>Output</b>  |               |                      |               |                               |               |
| Blood  | ---           | 0 mL -RM             | ---           | ---                           | ---           |
| Row Name   | 06/17/18 1859 | 06/17/18 1823        | 06/17/18 1738 | 06/17/18 1720                 | 06/17/18 1718 |
| <b>piperacillin-tazobactam (ZOSYN) 4.5 g in NS 100 mL IVPB (w/adapter)</b> |               |                      |               |                               |               |
| Piggyback Dose   | ---           | ---                  | ---           | ---                           | *4.5 g -BR    |
| <b>vancomycin (VANCOBIN) 1,500 mg in NS 250 mL IVPB</b>                    |               |                      |               |                               |               |
| Piggyback Dose   | *1500 mg -BR  | ---                  | ---           | ---                           | ---           |
| <b>Simple Vitals</b>   |               |                      |               |                               |               |
| Pulse  | ---           | 51 -BR               | 55 -BR        | 55 -BR                        | ---           |
| Resp   | ---           | 18 -BR               | 18 -BR        | 18 -BR                        | ---           |
| Numeric Pain Intensity Score 1   | ---           | 0 -BR                | ---           | ---                           | ---           |
| <b>TRANSFUSE RED BLOOD CELLS</b>   |               |                      |               |                               |               |
| Completed Volume   | ---           | ---                  | ---           | 350 -BR                       | ---           |
| Row Name   | 06/17/18 1708 | 06/17/18 1706        | 06/17/18 1537 | 06/17/18 1535                 | 06/17/18 1533 |





WS Kennestone Hospital  
 677 Church Street  
 Marietta GA 30060-1101  
 Inpatient Record

Maurice, Eugene George  
 MRN: 561253820, DOB: 1/2/1949, Sex: M  
 Adm: 6/17/2018, D/C: 6/21/2018

**Flowsheets (all recorded) (continued)**

**Intake/Output (continued)**

| Row Name   | 06/17/18 1708   | 06/17/18 1706 | 06/17/18 1537 | 06/17/18 1535        | 06/17/18 1533  |
|--|---|---------------|---------------|----------------------|--|
| <b>Weights</b>                                   |   |               |               |                      |  |
| Weight   | ---   | ---           | ---           | 95.3 kg (210 lb) -RG | ---  |
| Weight Method                                    | ---   | ---           | ---           | Stated -RG           | ---  |
| <b>sodium chloride 0.9% (NS) infusion</b>        |   |               |               |                      |  |
| Rate   | ---   | ---           | ---           | ---                  | *0 There are multiple administrations at this time. Please see the MAR for detailed information. -RG |
| <b>Simple Vitals</b>                             |   |               |               |                      |  |
| Pulse  | 55 -BR  | ---           | 55 -RG        | ---                  | ---  |
| Resp   | 18 -BR  | ---           | 22 -RG        | ---                  | ---  |
| Numeric Pain Intensity Score 1                   | ---   | 0 -BR         | ---           | ---                  | ---  |
| Row Name   | 06/17/18 1514   | 06/17/18 1504 | 06/17/18 1502 | 06/17/18 1437        |  |
| <b>Simple Vitals</b>                             |   |               |               |                      |  |
| Pulse  | ---   | ---           | 54 -RG        | 56 -NS               |  |
| Resp   | ---   | ---           | 25 -RG        | ---                  |  |
| Numeric Pain Intensity Score 1                   | ---   | 0 -RG         | ---           | ---                  |  |
| <b>magnesium sulfate</b>                         |   |               |               |                      |  |
| Latest MgSO4 serum level                         | 2.3   | ---           | ---           | ---                  |  |
| <b>[REMOVED] Urethral Catheter 16 Fr</b>         |   |               |               |                      |  |
| Urethral Catheter Properties                     | Placement Date: 01/16/18 -RD Placement Time: 2140 -RD Inserted by: Denmark, RN -RD Present on arrival to hospital?: No -RD Patient location at time of placement:: ER -RD Catheter Indicator: Acute urinary retention -RD Tube Size (Fr.): 16 Fr -RD Catheter Balloon Size: 10 mL -RD Catheter Secured: Yes -RD Urine Returned: Yes -RD Removal Date: 06/17/18 -RG, N/E |               |               |                      |  |
| <b>[REMOVED] Anesthesia Airway Nasal Cannula</b> |   |               |               |                      |  |
| AN Airway Properties                             | Placement Date: 06/12/18 -AH Placement Time: 1253 -AH Airway Device: Nasal Cannula -AH Removal Date: 06/17/18 -RG, N/E  |               |               |                      |  |



WS Kennestone Hospital  
677 Church Street  
Marietta GA 30060-1101  
Inpatient Record

Maurice, Eugene George  
MRN: 561253820, DOB: 1/2/1949, Sex: M  
Adm: 6/17/2018, D/C: 6/21/2018

**Flowsheets (all recorded)**

**IV Assessment**

| Row Name  | 06/20/18 2300   | 06/20/18 1400            | 06/20/18 1200 | 06/20/18 0800                               | 06/20/18 0400        |
|---|---|--------------------------|---------------|---|----------------------|
| [REMOVED] Peripheral IV 06/17/18 20 G Left Hand |   |                          |               |   |                      |
| IV Properties                                   | Placement Date: 06/17/18 -CD Placement Time: 1640 -CD Type of Catheter: Straight -CD Size (Gauge): 20 G -CD Orientation: Left -CD Location: Hand -CD Removal Date: 06/21/18 -AM Removal Time: 1300 -AM Catheter Intact on removal?: Yes -AM Removal Reason : Patient discharged -AM |                          |               |   |                      |
| Site Assessment                                 | Clean;Dry;Intact -TS  | Clean;Dry;Intact -MS     | —             | Clean;Dry;Intact -DG                        | Clean;Dry;Intact -EE |
| Phlebitis Scale                                 | 0 -TS   | 0 -MS                    | —             | 0 -DG                                       | —                    |
| Infiltration/Extravasation Scale                | 0 -TS   | 0 -MS                    | —             | 0 -DG                                       | —                    |
| Line Assessment                                 | Saline locked -TS   | Patent;Saline locked -MS | —             | Blood return noted;Patent;Saline locked -DG | —                    |
| Dressing Assessment                             | —   | Clean;Dry;Intact -MS     | —             | Clean;Dry;Intact -DG                        | —                    |
| IV Interventions                                | —   | Flushed -MS              | —             | Flushed -DG                                 | —                    |
| IV Additional Comments                          | —   | —                        | unchanged -DG | —   | No changes -EE       |

| Row Name  | 06/20/18 0000   | 06/19/18 2000          | 06/19/18 0800                   | 06/19/18 0400            | 06/19/18 0000            |
|---|---|------------------------|---------------------------------|--------------------------|--------------------------|
| Dominant Hand                                   |   |                        |                                 |                          |                          |
| Which is your dominant hand?                    | —   | —                      | Right -JI                       | —                        | —                        |
| [REMOVED] Peripheral IV 06/17/18 20 G Left Hand |   |                        |                                 |                          |                          |
| IV Properties                                   | Placement Date: 06/17/18 -CD Placement Time: 1640 -CD Type of Catheter: Straight -CD Size (Gauge): 20 G -CD Orientation: Left -CD Location: Hand -CD Removal Date: 06/21/18 -AM Removal Time: 1300 -AM Catheter Intact on removal?: Yes -AM Removal Reason : Patient discharged -AM |                        |                                 |                          |                          |
| Site Assessment                                 | Clean;Dry;Intact -EE  | Clean;Dry;Intact -EE   | Clean;Dry;Intact -JI            | —                        | —                        |
| Phlebitis Scale                                 | —   | 0 -EE                  | 0 -JI                           | —                        | —                        |
| Infiltration/Extravasation Scale                | —   | 0 -EE                  | 0 -JI                           | —                        | —                        |
| Line Assessment                                 | —   | Blood return noted -EE | Blood return noted;Infusing -JI | —                        | —                        |
| Dressing Assessment                             | —   | Clean;Dry;Intact -EE   | Clean;Dry;Intact -JI            | —                        | —                        |
| IV Interventions                                | —   | Flushed -EE            | Flushed -JI                     | —                        | —                        |
| IV Additional Comments                          | No changes -EE  | —                      | —                               | assessment unchanged -RM | assessment unchanged -RM |

| Row Name                         | 06/18/18 2000 | 06/18/18 1345 | 06/18/18 0800 | 06/18/18 0400 | 06/18/18 0000 |
|----------------------------------|---------------|---------------|---------------|---------------|---------------|
| Blood Specimen Collection Status |               |               |               |               |               |
| Blood Specimen Collection        | Unit -RM      | —             | —             | —             | Unit -RM      |
| Dominant Hand                    |               |               |               |               |               |
| Which is your dominant hand?     | Right -RM     | —             | Right -JI     | —             | Right -RM     |

|   |   |   |                                 |                          |  |
|---|---|---|---------------------------------|--------------------------|--|
| [REMOVED] Peripheral IV 06/17/18 20 G Right Antecubital |   |   |                                 |                          |  |
| IV Properties   | Placement Date: 06/17/18 -RG Placement Time: 1510 -RG Present on arrival to hospital?: No -RG Type of Catheter: Straight -RG Size (Gauge): 20 G -RG Orientation: Right -RG Location: Antecubital -RG Site Prep: Chlorhexidine ;Alcohol -RG Inserted by: RGT -RG Removal Date: 06/18/18 -JI Removal Time: 1345 -JI Catheter Intact on removal?: Yes -JI Removal Reason : Other (Comment) -JI Remaining intact at discharge?: Yes -JI |   |                                 |                          |  |
| Site Assessment   | —   | Clean;Dry;Intact -JI                        | Clean;Dry;Intact -JI            | —                        | Clean;Dry;Intact -RM                   |
| Phlebitis Scale   | —   | 0 -JI                                       | 0 -JI                           | —                        | 0 -RM                                  |
| Infiltration/Extravasation Scale                        | —   | 0 -JI                                       | 0 -JI                           | —                        | 0 -RM                                  |
| Line Assessment   | —   | Blood return noted;Patent;Saline locked -JI | Blood return noted;Infusing -JI | —                        | Blood return noted;Infusing;Patent -RM |
| Dressing Interventions                                  | —   | —   | —                               | —                        | Dressing reinforced -RM                |
| IV Interventions  | —   | —   | Flushed -JI                     | —                        | Flushed -RM                            |
| IV Additional Comments                                  | —   | — Accidentally pulled out. -JI              | —                               | assessment uncahnged -RM | —                                      |

|   |   |   |                      |   |                      |
|---|---|---|----------------------|---|----------------------|
| [REMOVED] Peripheral IV 06/17/18 20 G Left Hand |   |   |                      |   |                      |
| IV Properties                                   | Placement Date: 06/17/18 -CD Placement Time: 1640 -CD Type of Catheter: Straight -CD Size (Gauge): 20 G -CD Orientation: Left -CD Location: Hand -CD Removal Date: 06/21/18 -AM Removal Time: 1300 -AM Catheter Intact on removal?: Yes -AM Removal Reason : Patient discharged -AM |   |                      |   |                      |
| Site Assessment                                 | Clean;Intact;Dry -RM  | — | Clean;Dry;Intact -JI | — | Clean;Dry;Intact -RM |
| Phlebitis Scale                                 | 0 -RM   | — | 0 -JI                | — | 0 -RM                |
| Infiltration/Extravasation Scale                | 0 -RM   | — | 0 -JI                | — | 0 -RM                |
| Line Assessment                                 | Blood return  | — | Blood return         | — | Blood return         |



WS Kennestone Hospital  
 677 Church Street  
 Marietta GA 30060-1101  
 Inpatient Record

Maurice, Eugene George  
 MRN: 561253820, DOB: 1/2/1949, Sex: M  
 Adm: 6/17/2018, D/C: 6/21/2018

**Flowsheets (all recorded) (continued)**

**IV Assessment (continued)**

| Row Name               | 06/18/18 2000        | 06/18/18 1345 | 06/18/18 0800        | 06/18/18 0400            | 06/18/18 0000             |
|------------------------|----------------------|---------------|----------------------|--------------------------|---------------------------|
|                        | noted;infusing -RM   |               | noted;infusing -JI   |                          | noted;infusing;Patent -RM |
| Dressing Assesment     | Clean;Dry;Intact -RM | —             | Clean;Dry;Intact -JI | —                        | Clean;Dry;Intact -RM      |
| Dressing Interventions | —                    | —             | —                    | —                        | Dressing reinforced -RM   |
| IV Interventions       | Flushed -RM          | —             | Flushed -JI          | —                        | Flushed -RM               |
| IV Additional Comments | —                    | —             | —                    | assessment unchanged -RM | —                         |

[REMOVED] Peripheral IV 06/12/18 20 G Right Hand

IV Properties Placement Date: 06/12/18 -MD Placement Time: 1200 -MD Present on arrival to hospital?: No -MD Type of Catheter: Straight -MD Size (Gauge): 20 G -MD Orientation: Right -MD Location: Hand -MD Site Prep: Chlorhexidine -MD Insertion attempts: 1 -MD Successful IV Attempt?: Yes -MD Patient Tolerance: Tolerated well -MD IV Access Problem: No -MD Removal Date: 06/17/18 -RG, N/E



WS Kennestone Hospital  
 677 Church Street  
 Marietta GA 30060-1101  
 Inpatient Record

Maurice, Eugene George  
 MRN: 561253820, DOB: 1/2/1949, Sex: M  
 Adm: 6/17/2018, D/C: 6/21/2018

**Flowsheets (all recorded)**

**Assessment**

| Row Name                            | 06/21/18 11:36:09   | 06/21/18 1000        | 06/21/18 0830                                  | 06/21/18 0800          | 06/21/18 07:35:36   |
|-------------------------------------|---------------------|----------------------|--|------------------------|---------------------|
| <b>Neurological</b>                 |                     |                      |  |                        |                     |
| Level of Consciousness              | ---                 | ---                  | Alert -AM                                      | ---                    | ---                 |
| Neuro (WDL)                         | ---                 | ---                  | WDL -AM  | ---                    | ---                 |
| <b>Respiratory</b>                  |                     |                      |  |                        |                     |
| Respiratory Pattern                 | ---                 | ---                  | Regular -AM                                    | ---                    | ---                 |
| Bilateral Breath Sounds             | ---                 | ---                  | Clear -AM                                      | ---                    | ---                 |
| Respiratory (WDL)                   | ---                 | ---                  | WDL -AM  | ---                    | ---                 |
| <b>Oxygen Therapy</b>               |                     |                      |  |                        |                     |
| SpO2                                | 96 % -DI (r) CI (t) | ---                  | ---  | ---                    | 95 % -DI (r) CI (t) |
| O2 Device                           | None (Room air) -CI | ---                  | None (Room air) -AM                            | ---                    | None (Room air) -CI |
| <b>Incentive Spirometer</b>         |                     |                      |  |                        |                     |
| Is pt using incentive spirometer?   | ---                 | Yes, independent -JK | ---  | Yes, independent -CI   | ---                 |
| <b>Cardiac</b>                      |                     |                      |  |                        |                     |
| Cardiac (WDL)                       | ---                 | ---                  | WDL -AM  | ---                    | ---                 |
| <b>Cardiac</b>                      |                     |                      |  |                        |                     |
| Telemetry Monitor On                | ---                 | ---                  | ---  | Other (Comment) dc -CI | ---                 |
| Telemetry Audible                   | ---                 | ---                  | ---  | No -CI                 | ---                 |
| Telemetry Alarms Set                | ---                 | ---                  | ---  | -CI                    | ---                 |
| Telemetry Box Number                | ---                 | ---                  | ---  | -CI                    | ---                 |
| <b>Peripheral Vascular</b>          |                     |                      |  |                        |                     |
| Peripheral Vascular (WDL)           | ---                 | ---                  | X -AM  | ---                    | ---                 |
| RLE Capillary Refill                | ---                 | ---                  | Less than/equal to 3 seconds -AM               | ---                    | ---                 |
| LLE Capillary Refill                | ---                 | ---                  | Less than/equal to 3 seconds -AM               | ---                    | ---                 |
| Edema                               | ---                 | ---                  | Left lower extremity;Right lower extremity -AM | ---                    | ---                 |
| RLE Edema                           | ---                 | ---                  | +2 -AM   | ---                    | ---                 |
| LLE Edema                           | ---                 | ---                  | +2 -AM   | ---                    | ---                 |
| <b>RUE Neurovascular Assessment</b> |                     |                      |  |                        |                     |
| R Radial Pulse                      | ---                 | ---                  | +2 -AM   | ---                    | ---                 |
| <b>LUE Neurovascular Assessment</b> |                     |                      |  |                        |                     |
| L Radial Pulse                      | ---                 | ---                  | +2 -AM   | ---                    | ---                 |
| <b>RLE Neurovascular Assessment</b> |                     |                      |  |                        |                     |
| RLE Color                           | ---                 | ---                  | Appropriate for ethnicity -AM                  | ---                    | ---                 |
| RLE Temperature/Moisture            | ---                 | ---                  | Warm -AM                                       | ---                    | ---                 |
| RLE Sensation                       | ---                 | ---                  | Present -AM                                    | ---                    | ---                 |
| R Pedal Pulse                       | ---                 | ---                  | +2 -AM   | ---                    | ---                 |
| <b>LLE Neurovascular Assessment</b> |                     |                      |  |                        |                     |
| LLE Color                           | ---                 | ---                  | Appropriate for ethnicity -AM                  | ---                    | ---                 |
| LLE Temperature/Moisture            | ---                 | ---                  | Warm -AM                                       | ---                    | ---                 |
| LLE Sensation                       | ---                 | ---                  | Present -AM                                    | ---                    | ---                 |
| L Pedal Pulse                       | ---                 | ---                  | +2 -AM   | ---                    | ---                 |
| <b>Integumentary</b>                |                     |                      |  |                        |                     |
| Integumentary (WDL)                 | ---                 | ---                  | WDL -AM  | ---                    | ---                 |
| <b>Braden Scale</b>                 |                     |                      |  |                        |                     |
| Sensory Perceptions                 | ---                 | ---                  | 4 -AM  | ---                    | ---                 |
| Moisture                            | ---                 | ---                  | 4 -AM  | ---                    | ---                 |
| Activity                            | ---                 | ---                  | 3 -AM  | ---                    | ---                 |
| Mobility                            | ---                 | ---                  | 4 -AM  | ---                    | ---                 |
| Nutrition                           | ---                 | ---                  | 3 -AM  | ---                    | ---                 |
| Friction and Shear                  | ---                 | ---                  | 3 -AM  | ---                    | ---                 |





WS Kennestone Hospital  
677 Church Street  
Marietta GA 30060-1101  
Inpatient Record

Maurice, Eugene George  
MRN: 561253820, DOB: 1/2/1949, Sex: M  
Adm: 6/17/2018, D/C: 6/21/2018

Flowsheets (all recorded) (continued)

Assessment (continued)

| Row Name                                     | 06/21/18 11:36:09 | 06/21/18 1000       | 06/21/18 0830        | 06/21/18 0800   | 06/21/18 07:35:36 |
|--|-------------------|---------------------|----------------------|---|-------------------|
| Braden Scale Score                           | ---               | ---                 | 21 -AM               | ---   | ---               |
| <b>Musculoskeletal</b>                       |                   |                     |                      |   |                   |
| Musculoskeletal (WDL)                        | ---               | ---                 | WDL -AM              | ---   | ---               |
| <b>Hester Davis Fall Risk Assessment</b>     |                   |                     |                      |   |                   |
| Last Known Fall                              | ---               | ---                 | 0 -AM                | ---   | ---               |
| Mobility                                     | ---               | ---                 | 0 -AM                | ---   | ---               |
| Medications                                  | ---               | ---                 | 1 -AM                | ---   | ---               |
| Mental Status/LOC/Awareness                  | ---               | ---                 | 0 -AM                | ---   | ---               |
| Toileting Needs                              | ---               | ---                 | 0 -AM                | ---   | ---               |
| Volume/Electrolyte Status                    | ---               | ---                 | 0 -AM                | ---   | ---               |
| Communication/Sensory Behavior               | ---               | ---                 | 1 -AM                | ---   | ---               |
| Hester Davis Fall Risk Total                 | ---               | ---                 | 0 -AM                | ---   | ---               |
| <b>Get-Up-And-Go Test</b>                    |                   |                     |                      |   |                   |
| Get-Up-And-Go Test: "Rising from Chair"      | ---               | ---                 | 5 -AM                | ---   | ---               |
| <b>Gastrointestinal</b>                      |                   |                     |                      |   |                   |
| Gastrointestinal (WDL)                       | ---               | ---                 | 1 -AM                | ---   | ---               |
| Abdomen Inspection                           | ---               | ---                 | WDL -AM              | ---   | ---               |
| Bowel Sounds (All Quadrants)                 | ---               | ---                 | Soft;Rounded -AM     | ---   | ---               |
| <b>Genitourinary</b>                         |                   |                     |                      |   |                   |
| Genitourinary (WDL)                          | ---               | ---                 | Active -AM           | ---   | ---               |
| Urinary Source                               | ---               | ---                 | WDL -AM              | ---   | ---               |
| <b>Psychosocial</b>                          |                   |                     |                      |   |                   |
| Psychosocial (WDL)                           | ---               | ---                 | Voiding -AM          | ---   | ---               |
| <b>Charting Type</b>                         |                   |                     |                      |   |                   |
| Charting Type                                | ---               | ---                 | Shift assessment -AM | ---   | ---               |
| Row Name                                     | 06/21/18 0545     | 06/21/18 04:07:21   | 06/20/18 23:57:07    | 06/20/18 2133   | 06/20/18 2000     |
| <b>Neurological</b>                          |                   |                     |                      |   |                   |
| Level of Consciousness                       | ---               | ---                 | ---                  | Alert -TS   | ---               |
| Neuro (WDL)                                  | ---               | ---                 | ---                  | WDL -TS   | ---               |
| <b>CAM Delirium Assessment</b>               |                   |                     |                      |   |                   |
| Feature 1: Acute Onset of Fluctuating Course | ---               | ---                 | ---                  | Negative -TS  | ---               |
| CAM Delirium Assessment                      | ---               | ---                 | ---                  | Negative -TS  | ---               |
| <b>HEENT</b>                                 |                   |                     |                      |   |                   |
| HEENT (WDL)                                  | ---               | ---                 | ---                  | X -TS   | ---               |
| R Eye  | ---               | ---                 | ---                  | Impaired vision -TS   | ---               |
| L Eye  | ---               | ---                 | ---                  | Impaired vision -TS   | ---               |
| Nose   | ---               | ---                 | ---                  | Intact;Other (Comment) scant bloody mucus when blowing nose -TS | ---               |
| Teeth  | ---               | ---                 | ---                  | Missing teeth -TS   | ---               |
| <b>Respiratory</b>                           |                   |                     |                      |   |                   |
| Respiratory Pattern                          | ---               | ---                 | ---                  | Regular -TS   | ---               |
| Chest Assessment                             | ---               | ---                 | ---                  | Chest expansion symmetrical -TS                                 | ---               |
| Bilateral Breath Sounds                      | ---               | ---                 | ---                  | Clear;Diminished -TS  | ---               |
| Respiratory (WDL)                            | ---               | ---                 | ---                  | X -TS   | ---               |
| <b>Oxygen Therapy</b>                        |                   |                     |                      |   |                   |
| SpO2   | ---               | 93 % -DI (r) TW (t) | 93 % -DI (r) TW (t)  | ---   | ---               |



WS Kennestone Hospital  
 677 Church Street  
 Marietta GA 30060-1101  
 Inpatient Record

Maurice, Eugene George  
 MRN: 561253820, DOB: 1/2/1949, Sex: M  
 Adm: 6/17/2018, D/C: 6/21/2018

Flowsheets (all recorded) (continued)

Assessment (continued)

| Row Name                          | 06/21/18 0545 | 06/21/18 04:07:21    | 06/20/18 23:57:07    | 06/20/18 2133                                      | 06/20/18 2000 |
|-----------------------------------|---------------|----------------------|----------------------|--|---------------|
| O2 Device                         | ---           | None (Room air) -TW  | None (Room air) -TW  | None (Room air) -TS                                | ---           |
| Incentive Spirometer              |               |                      |                      |  |               |
| Is pt using incentive spirometer? | ---           | Yes, independent -TW | Yes, independent -TW | Yes (independent) -TS                              | ---           |
| Cardiac                           |               |                      |                      |  |               |
| Cardiac (WDL)                     | ---           | ---                  | ---                  | WDL -TS  | ---           |
| Heart Sounds                      | ---           | ---                  | ---                  | S1, S2 -TS   | ---           |
| Cardiac Symptoms                  | ---           | ---                  | ---                  | None -TS   | ---           |
| Cardiac                           |               |                      |                      |  |               |
| Telemetry Monitor On              | ---           | Yes -TW              | Yes -TW              | Yes -TS  | ---           |
| Telemetry Audible                 | ---           | Yes -TW              | Yes -TW              | Yes -TS  | ---           |
| Telemetry Alarms Set              | ---           | Yes -TW              | Yes -TW              | Yes -TS  | ---           |
| Telemetry Box Number              | ---           | 5208 -TW             | 5208 -TW             | 5208 -TS   | ---           |
| Peripheral Vascular               |               |                      |                      |  |               |
| Peripheral Vascular (WDL)         | ---           | ---                  | ---                  | X -TS  | ---           |
| Cyanosis                          | ---           | ---                  | ---                  | None -TS   | ---           |
| Capillary Refill                  | ---           | ---                  | ---                  | Less than/equal to 2 seconds (All extremities) -TS | ---           |
| RUE Capillary Refill              | ---           | ---                  | ---                  | Less than/equal to 3 seconds -TS                   | ---           |
| LUE Capillary Refill              | ---           | ---                  | ---                  | Less than/equal to 3 seconds -TS                   | ---           |
| RLE Capillary Refill              | ---           | ---                  | ---                  | Less than/equal to 3 seconds -TS                   | ---           |
| LLE Capillary Refill              | ---           | ---                  | ---                  | Less than/equal to 3 seconds -TS                   | ---           |
| Pulses                            | ---           | ---                  | ---                  | R pedal;L pedal;R radial;L radial -TS              | ---           |
| Edema                             | ---           | ---                  | ---                  | Right lower extremity;Left lower extremity -TS     | ---           |
| RLE Edema                         | ---           | ---                  | ---                  | +2 -TS   | ---           |
| LLE Edema                         | ---           | ---                  | ---                  | +2 -TS   | ---           |
| RUE Neurovascular Assessment      |               |                      |                      |  |               |
| RUE Color                         | ---           | ---                  | ---                  | Appropriate for ethnicity -TS                      | ---           |
| RUE Temperature/Moisture          | ---           | ---                  | ---                  | Warm;Dry -TS                                       | ---           |
| RUE Sensation                     | ---           | ---                  | ---                  | Present -TS  | ---           |
| R Radial Pulse                    | ---           | ---                  | ---                  | +2 -TS   | ---           |
| LUE Neurovascular Assessment      |               |                      |                      |  |               |
| LUE Color                         | ---           | ---                  | ---                  | Appropriate for ethnicity -TS                      | ---           |
| LUE Temperature/Moisture          | ---           | ---                  | ---                  | Warm;Dry -TS                                       | ---           |
| LUE Sensation                     | ---           | ---                  | ---                  | Present -TS  | ---           |
| L Radial Pulse                    | ---           | ---                  | ---                  | +2 -TS   | ---           |
| RLE Neurovascular Assessment      |               |                      |                      |  |               |
| RLE Color                         | ---           | ---                  | ---                  | Appropriate for ethnicity -TS                      | ---           |
| RLE Temperature/Moisture          | ---           | ---                  | ---                  | Warm;Dry -TS                                       | ---           |
| RLE Sensation                     | ---           | ---                  | ---                  | Present -TS  | ---           |
| R Pedal Pulse                     | ---           | ---                  | ---                  | +2 -TS   | ---           |
| LLE Neurovascular Assessment      |               |                      |                      |  |               |
| LLE Color                         | ---           | ---                  | ---                  | Appropriate for ethnicity -TS                      | ---           |
| LLE Temperature/Moisture          | ---           | ---                  | ---                  | Warm;Dry -TS                                       | ---           |
| LLE Sensation                     | ---           | ---                  | ---                  | Present -TS  | ---           |
| L Pedal Pulse                     | ---           | ---                  | ---                  | +2 -TS   | ---           |
| Integumentary                     |               |                      |                      |  |               |



WS Kennestone Hospital  
 677 Church Street  
 Marietta GA 30060-1101  
 Inpatient Record

Maurice, Eugene George  
 MRN: 561253820, DOB: 1/2/1949, Sex: M  
 Adm: 6/17/2018, D/C: 6/21/2018

**Flowsheets (all recorded) (continued)**

**Assessment (continued)**

| Row Name                                 | 06/21/18 0545              | 06/21/18 04:07:21    | 06/20/18 23:57:07    | 06/20/18 2133                 | 06/20/18 2000        |
|--|----------------------------|----------------------|----------------------|-------------------------------|----------------------|
| Integumentary (WDL)                      | ---                        | ---                  | ---                  | X -TS                         | ---                  |
| Skin Color                               | ---                        | ---                  | ---                  | Appropriate for ethnicity -TS | ---                  |
| Skin Condition/Temp                      | ---                        | ---                  | ---                  | Dry;Warm -TS                  | ---                  |
| Skin Integrity                           | ---                        | ---                  | ---                  | Bruising -TS                  | ---                  |
| Skin Location                            | ---                        | ---                  | ---                  | BUE -TS                       | ---                  |
| Skin Turgor                              | ---                        | ---                  | ---                  | Non-tenting -TS               | ---                  |
| <b>Braden Scale</b>                      |                            |                      |                      |                               |                      |
| Sensory Perceptions                      | ---                        | ---                  | ---                  | 4 -TS                         | ---                  |
| Moisture                                 | ---                        | ---                  | ---                  | 4 -TS                         | ---                  |
| Activity                                 | ---                        | ---                  | ---                  | 3 -TS                         | ---                  |
| Mobility                                 | ---                        | ---                  | ---                  | 4 -TS                         | ---                  |
| Nutrition                                | ---                        | ---                  | ---                  | 3 -TS                         | ---                  |
| Friction and Shear                       | ---                        | ---                  | ---                  | 3 -TS                         | ---                  |
| Braden Scale Score                       | ---                        | ---                  | ---                  | 21 -TS                        | ---                  |
| <b>Musculoskeletal</b>                   |                            |                      |                      |                               |                      |
| Musculoskeletal (WDL)                    | ---                        | ---                  | ---                  | WDL -TS                       | ---                  |
| <b>Hester Davis Fall Risk Assessment</b> |                            |                      |                      |                               |                      |
| Last Known Fall                          | ---                        | ---                  | ---                  | 0 -TS                         | ---                  |
| Mobility                                 | ---                        | ---                  | ---                  | 0 -TS                         | ---                  |
| Medications                              | ---                        | ---                  | ---                  | 1 -TS                         | ---                  |
| Mental Status/LOC/Awareness              | ---                        | ---                  | ---                  | 0 -TS                         | ---                  |
| Toileting Needs                          | ---                        | ---                  | ---                  | 0 -TS                         | ---                  |
| Volume/Electrolyte Status                | ---                        | ---                  | ---                  | 0 -TS                         | ---                  |
| Communication/Sensory                    | ---                        | ---                  | ---                  | 1 -TS                         | ---                  |
| Behavior                                 | ---                        | ---                  | ---                  | 0 -TS                         | ---                  |
| Hester Davis Fall Risk Total             | ---                        | ---                  | ---                  | 5 -TS                         | ---                  |
| <b>Get-Up-And-Go Test</b>                |                            |                      |                      |                               |                      |
| Get-Up-And-Go Test: "Rising from Chair"  | ---                        | ---                  | ---                  | 0 -TS                         | ---                  |
| <b>Gastrointestinal</b>                  |                            |                      |                      |                               |                      |
| Gastrointestinal (WDL)                   | ---                        | ---                  | ---                  | WDL -TS                       | ---                  |
| Abdomen Inspection                       | ---                        | ---                  | ---                  | Rounded -TS                   | ---                  |
| Bowel Sounds (All Quadrants)             | ---                        | ---                  | ---                  | Active -TS                    | ---                  |
| <b>Stool Assessment</b>                  |                            |                      |                      |                               |                      |
| Stool Appearance                         | ---                        | Unable to assess -TW | Unable to assess -TW | ---                           | Unable to assess -TW |
| <b>Genitourinary</b>                     |                            |                      |                      |                               |                      |
| Genitourinary (WDL)                      | ---                        | ---                  | ---                  | WDL -TS                       | ---                  |
| Urinary Source                           | ---                        | ---                  | ---                  | Voiding -TS                   | ---                  |
| <b>Psychosocial</b>                      |                            |                      |                      |                               |                      |
| Psychosocial (WDL)                       | ---                        | ---                  | ---                  | WDL -TS                       | ---                  |
| Needs Expressed                          | ---                        | ---                  | ---                  | Denies -TS                    | ---                  |
| Ability to Express Feelings              | ---                        | ---                  | ---                  | Able to express -TS           | ---                  |
| Ability to Express Needs                 | ---                        | ---                  | ---                  | Able to express -TS           | ---                  |
| Ability to Express Thoughts              | ---                        | ---                  | ---                  | Able to express -TS           | ---                  |
| <b>Charting Type</b>                     |                            |                      |                      |                               |                      |
| Charting Type                            | Reassessment unchanged -TS | ---                  | ---                  | Shift assessment -TS          | ---                  |
| Row Name                                 | 06/20/18 19:43:22          | 06/20/18 15:50:04    | 06/20/18 1458        | 06/20/18 14:02:02             | 06/20/18 1200        |
| <b>Neurological</b>                      |                            |                      |                      |                               |                      |
| Level of Consciousness                   | ---                        | ---                  | Alert -MS            | ---                           | ---                  |
| Neuro (WDL)                              | ---                        | ---                  | WDL -MS              | ---                           | ---                  |



WS Kennestone Hospital  
677 Church Street  
Marietta GA 30060-1101  
Inpatient Record

Maurice, Eugene George  
MRN: 561253820, DOB: 1/2/1949, Sex: M  
Adm: 6/17/2018, D/C: 6/21/2018

Flowsheets (all recorded) (continued)

Assessment (continued)

| Row Name                            | 06/20/18 19:43:22    | 06/20/18 15:50:04       | 06/20/18 1458                                      | 06/20/18 14:02:02   | 06/20/18 1200 |
|-------------------------------------|----------------------|-------------------------|--|---------------------|---------------|
| <b>HEENT</b>                        |                      |                         |  |                     |               |
| HEENT (WDL)                         | ---                  | ---                     | X -MS  | ---                 | ---           |
| R Eye                               | ---                  | ---                     | Impaired vision -MS                                | ---                 | ---           |
| L Eye                               | ---                  | ---                     | Impaired vision -MS                                | ---                 | ---           |
| Nose                                | ---                  | ---                     | Intact -MS   | ---                 | ---           |
| <b>Respiratory</b>                  |                      |                         |  |                     |               |
| Respiratory Pattern                 | ---                  | ---                     | Regular -MS  | ---                 | ---           |
| Chest Assessment                    | ---                  | ---                     | Chest expansion symmetrical -MS                    | ---                 | ---           |
| Bilateral Breath Sounds             | ---                  | ---                     | Clear;Diminished -MS                               | ---                 | ---           |
| R Breath Sounds                     | ---                  | ---                     | Clear -MS  | ---                 | ---           |
| L Breath Sounds                     | ---                  | ---                     | Diminished -MS                                     | ---                 | ---           |
| Respiratory (WDL)                   | ---                  | ---                     | X -MS  | ---                 | ---           |
| Cough                               | ---                  | ---                     | None -MS   | ---                 | ---           |
| <b>Oxygen Therapy</b>               |                      |                         |  |                     |               |
| SpO2                                | 93 % -DI (r) TW (t)  | (I) 89 % -DI (r) LF (t) | ---  | 92 % -DI (r) LF (t) | ---           |
| O2 Device                           | None (Room air) -TW  | ---                     | None (Room air) -MS                                | ---                 | ---           |
| <b>Incentive Spirometer</b>         |                      |                         |  |                     |               |
| Is pt using incentive spirometer?   | Yes, independent -TW | ---                     | ---  | ---                 | ---           |
| <b>Cardiac</b>                      |                      |                         |  |                     |               |
| Cardiac (WDL)                       | ---                  | ---                     | WDL -MS  | ---                 | ---           |
| Heart Sounds                        | ---                  | ---                     | S1, S2 -MS   | ---                 | ---           |
| Cardiac Symptoms                    | ---                  | ---                     | None -MS   | ---                 | ---           |
| <b>Cardiac</b>                      |                      |                         |  |                     |               |
| Telemetry Monitor On                | Yes -TW              | ---                     | ---  | ---                 | ---           |
| Telemetry Audible                   | Yes -TW              | ---                     | ---  | ---                 | ---           |
| Telemetry Alarms Set                | Yes -TW              | ---                     | ---  | ---                 | ---           |
| Telemetry Box Number                | 5208 -TW             | ---                     | ---  | ---                 | ---           |
| <b>Peripheral Vascular</b>          |                      |                         |  |                     |               |
| Peripheral Vascular (WDL)           | ---                  | ---                     | X -MS  | ---                 | ---           |
| Cyanosis                            | ---                  | ---                     | None -MS   | ---                 | ---           |
| Capillary Refill                    | ---                  | ---                     | Less than/equal to 2 seconds (All extremities) -MS | ---                 | ---           |
| RUE Capillary Refill                | ---                  | ---                     | Less than/equal to 3 seconds -MS                   | ---                 | ---           |
| LUE Capillary Refill                | ---                  | ---                     | Less than/equal to 3 seconds -MS                   | ---                 | ---           |
| RLE Capillary Refill                | ---                  | ---                     | Less than/equal to 3 seconds -MS                   | ---                 | ---           |
| LLE Capillary Refill                | ---                  | ---                     | Less than/equal to 3 seconds -MS                   | ---                 | ---           |
| Pulses                              | ---                  | ---                     | R radiat;L radiat;R pedal;L pedal -MS              | ---                 | ---           |
| Edema                               | ---                  | ---                     | Right lower extremity;Left lower extremity -MS     | ---                 | ---           |
| RLE Edema                           | ---                  | ---                     | +2 -MS   | ---                 | ---           |
| LLE Edema                           | ---                  | ---                     | +2 -MS   | ---                 | ---           |
| <b>RUE Neurovascular Assessment</b> |                      |                         |  |                     |               |
| RUE Color                           | ---                  | ---                     | Appropriate for ethnicity -MS                      | ---                 | ---           |
| RUE Temperature/Moisture            | ---                  | ---                     | Warm;Dry -MS                                       | ---                 | ---           |
| RUE Sensation                       | ---                  | ---                     | Present -MS  | ---                 | ---           |
| R Radial Pulse                      | ---                  | ---                     | +2 -MS   | ---                 | ---           |
| <b>LUE Neurovascular Assessment</b> |                      |                         |  |                     |               |
| LUE Color                           | ---                  | ---                     | Appropriate for ethnicity -MS                      | ---                 | ---           |
| LUE Temperature/Moisture            | ---                  | ---                     | Warm;Dry -MS                                       | ---                 | ---           |





WS Kennestone Hospital  
677 Church Street  
Marietta GA 30060-1101  
Inpatient Record

Maurice, Eugene George  
MRN: 561253820, DOB: 1/2/1949, Sex: M  
Adm: 6/17/2018, D/C: 6/21/2018

**Flowsheets (all recorded) (continued)**

**Assessment (continued)**

| Row Name                            | 06/20/18 19:43:22    | 06/20/18 15:50:04 | 06/20/18 1458                  | 06/20/18 14:02:02 | 06/20/18 1200               |
|-------------------------------------|----------------------|-------------------|--------------------------------|-------------------|-----------------------------|
| LUE Sensation                       | ---                  | ---               | Present -MS                    | ---               | ---                         |
| L Radial Pulse                      | ---                  | ---               | +2 -MS                         | ---               | ---                         |
| <b>RLE Neurovascular Assessment</b> |                      |                   |                                |                   |                             |
| RLE Color                           | ---                  | ---               | Appropriate for ethnicity -MS  | ---               | ---                         |
| RLE Temperature/Moisture            | ---                  | ---               | Warm;Dry -MS                   | ---               | ---                         |
| RLE Sensation                       | ---                  | ---               | Present -MS                    | ---               | ---                         |
| R Pedal Pulse                       | ---                  | ---               | +2 -MS                         | ---               | ---                         |
| <b>LLE Neurovascular Assessment</b> |                      |                   |                                |                   |                             |
| LLE Color                           | ---                  | ---               | Appropriate for ethnicity -MS  | ---               | ---                         |
| LLE Temperature/Moisture            | ---                  | ---               | Warm;Dry -MS                   | ---               | ---                         |
| LLE Sensation                       | ---                  | ---               | Present -MS                    | ---               | ---                         |
| L Pedal Pulse                       | ---                  | ---               | +2 -MS                         | ---               | ---                         |
| <b>Integumentary</b>                |                      |                   |                                |                   |                             |
| Integumentary (WDL)                 | ---                  | ---               | X -MS                          | ---               | ---                         |
| Skin Color                          | ---                  | ---               | Appropriate for ethnicity -MS  | ---               | ---                         |
| Skin Condition/Temp                 | ---                  | ---               | Dry;Warm -MS                   | ---               | ---                         |
| Skin Integrity                      | ---                  | ---               | Bruising -MS                   | ---               | ---                         |
| Skin Location                       | ---                  | ---               | BUE -MS                        | ---               | ---                         |
| Skin Turgor                         | ---                  | ---               | Non-tenting -MS                | ---               | ---                         |
| <b>Musculoskeletal</b>              |                      |                   |                                |                   |                             |
| Musculoskeletal (WDL)               | ---                  | ---               | WDL -MS                        | ---               | ---                         |
| <b>Gastrointestinal</b>             |                      |                   |                                |                   |                             |
| Gastrointestinal (WDL)              | ---                  | ---               | WDL -MS                        | ---               | ---                         |
| Abdomen Inspection                  | ---                  | ---               | Rounded -MS                    | ---               | ---                         |
| Tenderness                          | ---                  | ---               | Soft;No guarding;Nontender -MS | ---               | ---                         |
| Last BM Date                        | ---                  | ---               | 06/19/18 -MS                   | ---               | ---                         |
| Passing Flatus                      | ---                  | ---               | Yes -MS                        | ---               | ---                         |
| GI Symptoms                         | ---                  | ---               | None -MS                       | ---               | ---                         |
| <b>Stool Assessment</b>             |                      |                   |                                |                   |                             |
| Bowel Incontinence                  | ---                  | ---               | No -MS                         | ---               | ---                         |
| Stool Appearance                    | Unable to assess -TW | ---               | Unable to assess -MS           | ---               | ---                         |
| Stool Color                         | ---                  | ---               | Unable to assess -MS           | ---               | ---                         |
| Stool Amount                        | ---                  | ---               | Unable to assess -MS           | ---               | ---                         |
| <b>Genitourinary</b>                |                      |                   |                                |                   |                             |
| Genitourinary (WDL)                 | ---                  | ---               | WDL -MS                        | ---               | ---                         |
| Urinary Source                      | ---                  | ---               | Voiding -MS                    | ---               | ---                         |
| <b>Psychosocial</b>                 |                      |                   |                                |                   |                             |
| Psychosocial (WDL)                  | ---                  | ---               | WDL -MS                        | ---               | ---                         |
| Needs Expressed                     | ---                  | ---               | Denies -MS                     | ---               | ---                         |
| Ability to Express Feelings         | ---                  | ---               | Able to express -MS            | ---               | ---                         |
| Ability to Express Needs            | ---                  | ---               | Able to express -MS            | ---               | ---                         |
| Ability to Express Thoughts         | ---                  | ---               | Able to express -MS            | ---               | ---                         |
| <b>Charting Type</b>                |                      |                   |                                |                   |                             |
| Charting Type                       | ---                  | ---               | Shift assessment -MS           | ---               | Reassessment no changes -DG |
| Row Name                            | 06/20/18 1027        | 06/20/18 1000     | 06/20/18 0900                  | 06/20/18 0800     | 06/20/18 0600               |
| <b>Neurological</b>                 |                      |                   |                                |                   |                             |
| Level of Consciousness              | ---                  | ---               | ---                            | Alert -DG         | ---                         |
| <b>HEENT</b>                        |                      |                   |                                |                   |                             |
| HEENT (WDL)                         | ---                  | ---               | ---                            | X -DG             | ---                         |
| Head and Face                       | ---                  | ---               | ---                            | Symmetrical -DG   | ---                         |



Flowsheets (all recorded) (continued)

Assessment (continued)

| Row Name                             | 06/20/18 1027 | 06/20/18 1000 | 06/20/18 0900 | 06/20/18 0800   | 06/20/18 0600 |
|--------------------------------------|---------------|---------------|---------------|---|---------------|
| R Eye                                | ---           | ---           | ---           | Impaired vision -DG   | ---           |
| L Eye                                | ---           | ---           | ---           | Impaired vision -DG   | ---           |
| Nose                                 | ---           | ---           | ---           | Other (Comment)<br>intermittent nose bleed<br>(minimal) -DG | ---           |
| Teeth                                | ---           | ---           | ---           | Missing teeth -DG   | ---           |
| <b>Respiratory</b>                   |               |               |               |   |               |
| Respiratory Pattern                  | ---           | ---           | ---           | Regular -DG   | ---           |
| Chest Assessment                     | ---           | ---           | ---           | Chest expansion<br>symmetrical -DG                          | ---           |
| Bilateral Breath<br>Sounds           | ---           | ---           | ---           | Diminished -DG  | ---           |
| <b>Respiratory Interventions</b>     |               |               |               |   |               |
| Respiratory<br>Interventions         | ---           | ---           | ---           | Cough and deep breathe<br>-DG                               | ---           |
| <b>Cough and Deep Breathe</b>        |               |               |               |   |               |
| Cough and Deep<br>Breathe            | ---           | ---           | ---           | Yes -DG   | ---           |
| <b>Oxygen Therapy</b>                |               |               |               |   |               |
| SpO2                                 | ---           | (I) 88 % -DG  | (I) 87 % -DG  | (I) 88 % -DG  | 93 % -EE      |
| O2 Device                            | ---           | ---           | ---           | None (Room air) -DG   | ---           |
| Pulse Oximetry Type                  | ---           | ---           | ---           | Continuous -DG  | ---           |
| <b>Incentive Spirometer</b>          |               |               |               |   |               |
| Is pt using incentive<br>spirometer? | ---           | ---           | ---           | Yes (independent) -DG                                       | ---           |
| <b>Incentive Spirometry Tx</b>       |               |               |               |   |               |
| Respiratory Effort                   | ---           | ---           | ---           | Good -DG  | ---           |
| Treatment Tolerance                  | ---           | ---           | ---           | Tolerated well -DG  | ---           |
| <b>Cardiac</b>                       |               |               |               |   |               |
| Heart Sounds                         | ---           | ---           | ---           | S1, S2 -DG  | ---           |
| Cardiac Symptoms                     | ---           | ---           | ---           | None -DG  | ---           |
| <b>Cardiac</b>                       |               |               |               |   |               |
| Cardiac Regularity                   | ---           | ---           | ---           | Irregular -DG   | ---           |
| Bedside Cardiac<br>Monitor On        | ---           | ---           | ---           | Yes -DG   | ---           |
| Bedside Cardiac<br>Audible           | ---           | ---           | ---           | Yes -DG   | ---           |
| Bedside Cardiac<br>Alarms Set        | ---           | ---           | ---           | Yes -DG   | ---           |
| Telemetry Monitor On                 | ---           | ---           | ---           | No -DG  | ---           |
| <b>Peripheral Vascular</b>           |               |               |               |   |               |
| Peripheral Vascular<br>(WDL)         | ---           | ---           | ---           | X -DG   | ---           |
| Cyanosis                             | ---           | ---           | ---           | None -DG  | ---           |
| Capillary Refill                     | ---           | ---           | ---           | Less than/equal to 2<br>seconds (All extremities)<br>-DG    | ---           |
| RUE Capillary Refill                 | ---           | ---           | ---           | Less than/equal to 3<br>seconds -DG                         | ---           |
| LUE Capillary Refill                 | ---           | ---           | ---           | Less than/equal to 3<br>seconds -DG                         | ---           |
| RLE Capillary Refill                 | ---           | ---           | ---           | Less than/equal to 3<br>seconds -DG                         | ---           |
| LLE Capillary Refill                 | ---           | ---           | ---           | Less than/equal to 3<br>seconds -DG                         | ---           |
| Pulses                               | ---           | ---           | ---           | R radial;L radial;R<br>pedal;L pedal -DG                    | ---           |
| Edema                                | ---           | ---           | ---           | Right lower extremity;Left<br>lower extremity -DG           | ---           |
| RLE Edema                            | ---           | ---           | ---           | +2 -DG  | ---           |
| LLE Edema                            | ---           | ---           | ---           | +2 -DG  | ---           |
| <b>RUE Neurovascular Assessment</b>  |               |               |               |   |               |
| RUE Color                            | ---           | ---           | ---           | Ashen -DG   | ---           |
| RUE                                  | ---           | ---           | ---           | Warm;Dry -DG  | ---           |



WS Kennestone Hospital  
677 Church Street  
Marietta GA 30060-1101  
Inpatient Record

Maurice, Eugene George  
MRN: 561253820, DOB: 1/2/1949, Sex: M  
Adm: 6/17/2018, D/C: 6/21/2018

**Flowsheets (all recorded) (continued)**

**Assessment (continued)**

| Row Name                                 | 06/20/18 1027 | 06/20/18 1000 | 06/20/18 0900 | 06/20/18 0800                 | 06/20/18 0600 |
|--|---------------|---------------|---------------|-------------------------------|---------------|
| <b>Temperature/Moisture</b>              |               |               |               |                               |               |
| RUE Sensation                            | ---           | ---           | ---           | Present -DG                   | ---           |
| R Radial Pulse                           | ---           | ---           | ---           | +2 -DG                        | ---           |
| <b>LUE Neurovascular Assessment</b>      |               |               |               |                               |               |
| LUE Color                                | ---           | ---           | ---           | Appropriate for ethnicity -DG | ---           |
| LUE Temperature/Moisture                 | ---           | ---           | ---           | Warm;Dry -DG                  | ---           |
| LUE Sensation                            | ---           | ---           | ---           | Present -DG                   | ---           |
| L Radial Pulse                           | ---           | ---           | ---           | +2 -DG                        | ---           |
| <b>RLE Neurovascular Assessment</b>      |               |               |               |                               |               |
| RLE Color                                | ---           | ---           | ---           | Appropriate for ethnicity -DG | ---           |
| RLE Temperature/Moisture                 | ---           | ---           | ---           | Warm;Dry -DG                  | ---           |
| RLE Sensation                            | ---           | ---           | ---           | Present -DG                   | ---           |
| R Pedal Pulse                            | ---           | ---           | ---           | +1 -DG                        | ---           |
| <b>LLE Neurovascular Assessment</b>      |               |               |               |                               |               |
| LLE Color                                | ---           | ---           | ---           | Appropriate for ethnicity -DG | ---           |
| LLE Temperature/Moisture                 | ---           | ---           | ---           | Warm;Dry -DG                  | ---           |
| LLE Sensation                            | ---           | ---           | ---           | Present -DG                   | ---           |
| L Pedal Pulse                            | ---           | ---           | ---           | +1 -DG                        | ---           |
| <b>Integumentary</b>                     |               |               |               |                               |               |
| Integumentary (WDL)                      | ---           | ---           | ---           | X -DG                         | ---           |
| Skin Color                               | ---           | ---           | ---           | Appropriate for ethnicity -DG | ---           |
| Skin Integrity                           | ---           | ---           | ---           | Bruising -DG                  | ---           |
| Skin Location                            | ---           | ---           | ---           | BUE -DG                       | ---           |
| <b>Braden Scale</b>                      |               |               |               |                               |               |
| Sensory Perceptions                      | ---           | ---           | ---           | 4 -DG                         | ---           |
| Moisture                                 | ---           | ---           | ---           | 4 -DG                         | ---           |
| Activity                                 | ---           | ---           | ---           | 3 -DG                         | ---           |
| Mobility                                 | ---           | ---           | ---           | 4 -DG                         | ---           |
| Nutrition                                | ---           | ---           | ---           | 3 -DG                         | ---           |
| Friction and Shear                       | ---           | ---           | ---           | 3 -DG                         | ---           |
| Braden Scale Score                       | ---           | ---           | ---           | 21 -DG                        | ---           |
| <b>Musculoskeletal</b>                   |               |               |               |                               |               |
| Musculoskeletal (WDL)                    | ---           | ---           | ---           | WDL -DG                       | ---           |
| <b>Hester Davis Fall Risk Assessment</b> |               |               |               |                               |               |
| Last Known Fall                          | ---           | ---           | ---           | 0 -DG                         | ---           |
| Mobility                                 | ---           | ---           | ---           | 0 -DG                         | ---           |
| Medications                              | ---           | ---           | ---           | 1;3 -DG                       | ---           |
| Mental Status/LOC/Awareness              | ---           | ---           | ---           | 0 -DG                         | ---           |
| Toileting Needs                          | ---           | ---           | ---           | 0 -DG                         | ---           |
| Volume/Electrolyte Status                | ---           | ---           | ---           | 0 -DG                         | ---           |
| Communication/Sensory                    | ---           | ---           | ---           | 1 -DG                         | ---           |
| Behavior                                 | ---           | ---           | ---           | 0 -DG                         | ---           |
| Hester Davis Fall Risk Total             | ---           | ---           | ---           | 8 -DG                         | ---           |
| <b>Get-Up-And-Go Test</b>                |               |               |               |                               |               |
| Get-Up-And-Go Test: "Rising from Chair"  | ---           | ---           | ---           | 0 -DG                         | ---           |
| <b>Gastrointestinal</b>                  |               |               |               |                               |               |
| Gastrointestinal (WDL)                   | ---           | ---           | ---           | WDL -DG                       | ---           |
| <b>Stool Assessment</b>                  |               |               |               |                               |               |
| Bowel Incontinence                       | ---           | ---           | ---           | No -DG                        | ---           |



WS Kennestone Hospital  
677 Church Street  
Marietta GA 30060-1101  
Inpatient Record

Maurice, Eugene George  
MRN: 561253820, DOB: 1/2/1949, Sex: M  
Adm: 6/17/2018, D/C: 6/21/2018

**Flowsheets (all recorded) (continued)**

**Assessment (continued)**

| Row Name                         | 06/20/18 1027  | 06/20/18 1000              | 06/20/18 0900 | 06/20/18 0800                          | 06/20/18 0600              |
|----------------------------------|--|----------------------------|---------------|--|----------------------------|
| <b>Genitourinary</b>             |  |                            |               |  |                            |
| Genitourinary (WDL)              | ---  | ---                        | ---           | WDL -DG                                | ---                        |
| <b>Psychosocial</b>              |  |                            |               |  |                            |
| Psychosocial (WDL)               | ---  | ---                        | ---           | WDL -DG                                | ---                        |
| <b>Provider Notification</b>     |  |                            |               |  |                            |
| Reason for Communication         | Consult called -DG                                     | ---                        | ---           | ---                                    | ---                        |
| Notification Time                | 1028 -DG   | ---                        | ---           | ---                                    | ---                        |
| Provider Name                    | Whatley -DG  | ---                        | ---           | ---                                    | ---                        |
| Provider Role                    | Consulting physician -DG                               | ---                        | ---           | ---                                    | ---                        |
| Method of Communication          | Perfect Serve -DG                                      | ---                        | ---           | ---                                    | ---                        |
| Response                         | Other (Comment)<br>consulted by Dhaval G Patel, MD -DG | ---                        | ---           | ---                                    | ---                        |
| <b>Charting Type</b>             |  |                            |               |  |                            |
| Charting Type                    | ---  | ---                        | ---           | Shift assessment -DG                   | ---                        |
| <b>Cardiac</b>                   |  |                            |               |  |                            |
| Cardiac Rhythm                   | ---  | ---                        | ---           | Normal sinus rhythm -DG                | ---                        |
| Ectopy                           | ---  | ---                        | ---           | Premature ventricular contractions -DG | ---                        |
| Ectopy Frequency                 | ---  | ---                        | ---           | Frequent -DG                           | ---                        |
| Row Name                         | 06/20/18 0500  | 06/20/18 0400              | 06/20/18 0300 | 06/20/18 0200                          | 06/20/18 0000              |
| <b>Neurological</b>              |  |                            |               |  |                            |
| Level of Consciousness           | ---  | Alert -EE                  | ---           | ---                                    | Alert -EE                  |
| <b>Oxygen Therapy</b>            |  |                            |               |  |                            |
| SpO2                             | 94 % -EE   | 94 % -EE                   | 97 % -EE      | 91 % -EE                               | 90 % -EE                   |
| <b>Charting Type</b>             |  |                            |               |  |                            |
| Charting Type                    | ---  | Reassessment unchanged -EE | ---           | ---                                    | Reassessment unchanged -EE |
| Row Name                         | 06/19/18 2300  | 06/19/18 2200              | 06/19/18 2100 | 06/19/18 2000                          | 06/19/18 1900              |
| <b>Neurological</b>              |  |                            |               |  |                            |
| Level of Consciousness           | ---  | ---                        | ---           | Alert -EE                              | ---                        |
| <b>HEENT</b>                     |  |                            |               |  |                            |
| HEENT (WDL)                      | ---  | ---                        | ---           | X -EE                                  | ---                        |
| Head and Face                    | ---  | ---                        | ---           | Symmetrical -EE                        | ---                        |
| Nose                             | ---  | ---                        | ---           | Intact -EE                             | ---                        |
| Mucous Membrane(s)               | ---  | ---                        | ---           | Moist;Pink -EE                         | ---                        |
| Teeth                            | ---  | ---                        | ---           | Missing teeth -EE                      | ---                        |
| <b>Respiratory</b>               |  |                            |               |  |                            |
| Respiratory Pattern              | ---  | ---                        | ---           | Regular -EE                            | ---                        |
| Chest Assessment                 | ---  | ---                        | ---           | Chest expansion symmetrical -EE        | ---                        |
| Bilateral Breath Sounds          | ---  | ---                        | ---           | Diminished -EE                         | ---                        |
| Ventilator Patient               | ---  | ---                        | ---           | No -EE                                 | ---                        |
| <b>Respiratory Interventions</b> |  |                            |               |  |                            |
| Respiratory Interventions        | ---  | ---                        | ---           | Cough and deep breathe -EE             | ---                        |
| <b>Cough and Deep Breathe</b>    |  |                            |               |  |                            |
| Cough and Deep Breathe           | ---  | ---                        | ---           | Yes -EE                                | ---                        |
| <b>Oxygen Therapy</b>            |  |                            |               |  |                            |
| SpO2                             | 97 % -EE   | 96 % -EE                   | 94 % -EE      | 94 % -EE                               | 94 % -EE                   |
| O2 Device                        | ---  | ---                        | ---           | Nasal cannula -EE                      | ---                        |
| O2 Flow Rate (L/min)             | ---  | ---                        | ---           | 2 L/min -EE                            | ---                        |





Flowsheets (all recorded) (continued)

Assessment (continued)

| Row Name                            | 06/19/18 2300 | 06/19/18 2200 | 06/19/18 2100 | 06/19/18 2000                                      | 06/19/18 1900 |
|-------------------------------------|---------------|---------------|---------------|--|---------------|
| Pulse Oximetry Type                 | ---           | ---           | ---           | Continuous -EE                                     | ---           |
| <b>Incentive Spirometer</b>         |               |               |               |  |               |
| Is pt using incentive spirometer?   | ---           | ---           | ---           | Yes (independent) -EE                              | ---           |
| <b>Incentive Spirometry Tx</b>      |               |               |               |  |               |
| Respiratory Effort                  | ---           | ---           | ---           | Good -EE   | ---           |
| Treatment Tolerance                 | ---           | ---           | ---           | Tolerated well -EE                                 | ---           |
| <b>Cardiac</b>                      |               |               |               |  |               |
| Heart Sounds                        | ---           | ---           | ---           | S1, S2 -EE   | ---           |
| Cardiac Symptoms                    | ---           | ---           | ---           | None -EE   | ---           |
| <b>Cardiac</b>                      |               |               |               |  |               |
| Cardiac Regularity                  | ---           | ---           | ---           | Irregular -EE                                      | ---           |
| Bedside Cardiac Monitor On          | ---           | ---           | ---           | Yes -EE  | ---           |
| Bedside Cardiac Audible             | ---           | ---           | ---           | Yes -EE  | ---           |
| Bedside Cardiac Alarms Set          | ---           | ---           | ---           | Yes -EE  | ---           |
| <b>Peripheral Vascular</b>          |               |               |               |  |               |
| Peripheral Vascular (WDL)           | ---           | ---           | ---           | X -EE  | ---           |
| Cyanosis                            | ---           | ---           | ---           | None -EE   | ---           |
| Capillary Refill                    | ---           | ---           | ---           | Less than/equal to 2 seconds (All extremities) -EE | ---           |
| RUE Capillary Refill                | ---           | ---           | ---           | Less than/equal to 3 seconds -EE                   | ---           |
| LUE Capillary Refill                | ---           | ---           | ---           | Less than/equal to 3 seconds -EE                   | ---           |
| RLE Capillary Refill                | ---           | ---           | ---           | Less than/equal to 3 seconds -EE                   | ---           |
| LLE Capillary Refill                | ---           | ---           | ---           | Less than/equal to 3 seconds -EE                   | ---           |
| Pulses                              | ---           | ---           | ---           | R radial;L radial;R pedal;L pedal -EE              | ---           |
| Edema                               | ---           | ---           | ---           | Right lower extremity;Left lower extremity -EE     | ---           |
| RLE Edema                           | ---           | ---           | ---           | +2 -EE   | ---           |
| LLE Edema                           | ---           | ---           | ---           | +2 -EE   | ---           |
| <b>RUE Neurovascular Assessment</b> |               |               |               |  |               |
| RUE Color                           | ---           | ---           | ---           | Appropriate for ethnicity -EE                      | ---           |
| RUE Temperature/Moisture            | ---           | ---           | ---           | Warm;Dry -EE                                       | ---           |
| RUE Sensation                       | ---           | ---           | ---           | Present -EE  | ---           |
| R Radial Pulse                      | ---           | ---           | ---           | +2 -EE   | ---           |
| <b>LUE Neurovascular Assessment</b> |               |               |               |  |               |
| LUE Color                           | ---           | ---           | ---           | Appropriate for ethnicity -EE                      | ---           |
| LUE Temperature/Moisture            | ---           | ---           | ---           | Warm;Dry -EE                                       | ---           |
| LUE Sensation                       | ---           | ---           | ---           | Present -EE  | ---           |
| L Radial Pulse                      | ---           | ---           | ---           | +2 -EE   | ---           |
| <b>RLE Neurovascular Assessment</b> |               |               |               |  |               |
| RLE Color                           | ---           | ---           | ---           | Appropriate for ethnicity -EE                      | ---           |
| RLE Temperature/Moisture            | ---           | ---           | ---           | Warm;Dry -EE                                       | ---           |
| RLE Sensation                       | ---           | ---           | ---           | Present -EE  | ---           |
| R Pedal Pulse                       | ---           | ---           | ---           | +1 -EE   | ---           |
| R Homans' Sign                      | ---           | ---           | ---           | Negative -EE                                       | ---           |
| RLE DVT Prophylaxis                 | ---           | ---           | ---           | Sequential compression device -EE                  | ---           |
| <b>LLE Neurovascular Assessment</b> |               |               |               |  |               |



WS Kennestone Hospital  
 677 Church Street  
 Marietta GA 30060-1101  
 Inpatient Record

Maurice, Eugene George  
 MRN: 561253820, DOB: 1/2/1949, Sex: M  
 Adm: 6/17/2018, D/C: 6/21/2018

Flowsheets (all recorded) (continued)

Assessment (continued)

| Row Name                                       | 06/19/18 2300 | 06/19/18 2200 | 06/19/18 2100 | 06/19/18 2000   | 06/19/18 1900 |
|--|---------------|---------------|---------------|---|---------------|
| LLE Color                                      | ---           | ---           | ---           | Appropriate for ethnicity<br>-EE                          | ---           |
| LLE Temperature/Moisture                       | ---           | ---           | ---           | Warm;Dry -EE  | ---           |
| LLE Sensation                                  | ---           | ---           | ---           | Present -EE   | ---           |
| L Pedal Pulse                                  | ---           | ---           | ---           | +1 -EE  | ---           |
| L Homans' Sign                                 | ---           | ---           | ---           | Negative -EE  | ---           |
| LLE DVT Prophylaxis                            | ---           | ---           | ---           | Sequential compression<br>device -EE                      | ---           |
| <b>Integumentary</b>                           |               |               |               |   |               |
| Integumentary (WDL)                            | ---           | ---           | ---           | X -EE   | ---           |
| Skin Color                                     | ---           | ---           | ---           | Appropriate for ethnicity<br>-EE                          | ---           |
| Skin Integrity                                 | ---           | ---           | ---           | Bruising -EE  | ---           |
| Skin Location                                  | ---           | ---           | ---           | BUE -EE   | ---           |
| Skin Turgor                                    | ---           | ---           | ---           | Epidermis thin with loss<br>of subcutaneous tissue<br>-EE | ---           |
| <b>Braden Scale</b>                            |               |               |               |   |               |
| Sensory Perceptions                            | ---           | ---           | ---           | 4 -EE   | ---           |
| Moisture                                       | ---           | ---           | ---           | 4 -EE   | ---           |
| Activity                                       | ---           | ---           | ---           | 3 -EE   | ---           |
| Mobility                                       | ---           | ---           | ---           | 4 -EE   | ---           |
| Nutrition                                      | ---           | ---           | ---           | 3 -EE   | ---           |
| Friction and Shear                             | ---           | ---           | ---           | 3 -EE   | ---           |
| Braden Scale Score                             | ---           | ---           | ---           | 21 -EE  | ---           |
| <b>Musculoskeletal</b>                         |               |               |               |   |               |
| Musculoskeletal (WDL)                          | ---           | ---           | ---           | WDL -EE   | ---           |
| <b>Fall Risk/ Unable to assess</b>             |               |               |               |   |               |
| Unable to assess Fall Risk Factors Due To:     | ---           | ---           | ---           | Other (Specify) -EE                                       | ---           |
| <b>Hester Davis Fall Risk Assessment</b>       |               |               |               |   |               |
| Last Known Fall                                | ---           | ---           | ---           | 0 -EE   | ---           |
| Mobility                                       | ---           | ---           | ---           | 1;2 -EE   | ---           |
| Medications                                    | ---           | ---           | ---           | 1 -EE   | ---           |
| Mental Status/LOC/Awareness                    | ---           | ---           | ---           | 0 -EE   | ---           |
| Toileting Needs                                | ---           | ---           | ---           | 0 -EE   | ---           |
| Volume/Electrolyte Status                      | ---           | ---           | ---           | 2 -EE   | ---           |
| Communication/Sensory Behavior                 | ---           | ---           | ---           | 1 -EE   | ---           |
| Hester Davis Fall Risk Total                   | ---           | ---           | ---           | 10 -EE  | ---           |
| <b>Get-Up-And-Go Test</b>                      |               |               |               |   |               |
| Get-Up-And-Go Test: "Rising from Chair"        | ---           | ---           | ---           | 4 -EE   | ---           |
| <b>Gastrointestinal</b>                        |               |               |               |   |               |
| Gastrointestinal (WDL)                         | ---           | ---           | ---           | WDL -EE   | ---           |
| <b>Stool Assessment</b>                        |               |               |               |   |               |
| Bowel Incontinence                             | ---           | ---           | ---           | No -EE  | ---           |
| Stool Appearance                               | ---           | ---           | ---           | Unable to assess -EE                                      | ---           |
| Stool Color                                    | ---           | ---           | ---           | Unable to assess -EE                                      | ---           |
| Stool Amount                                   | ---           | ---           | ---           | Unable to assess -EE                                      | ---           |
| <b>Genitourinary</b>                           |               |               |               |   |               |
| Genitourinary (WDL)                            | ---           | ---           | ---           | WDL -EE   | ---           |
| <b>Urine Assessment</b>                        |               |               |               |   |               |
| Bladder Status (use only for bladder training) | ---           | ---           | ---           | Continent -EE   | ---           |



WS Kennestone Hospital  
677 Church Street  
Marietta GA 30060-1101  
Inpatient Record

Maurice, Eugene George  
MRN: 561253820, DOB: 1/2/1949, Sex: M  
Adm: 6/17/2018, D/C: 6/21/2018

Flowsheets (all recorded) (continued)

Assessment (continued)

| Row Name                          | 06/19/18 2300     | 06/19/18 2200       | 06/19/18 2100    | 06/19/18 2000                          | 06/19/18 1900                   |
|-----------------------------------|-------------------|---------------------|------------------|--|---------------------------------|
| <b>Psychosocial</b>               |                   |                     |                  |  |                                 |
| Psychosocial (WDL)                | ---               | ---                 | ---              | WDL -EE                                | ---                             |
| Needs Expressed                   | ---               | ---                 | ---              | Denies -EE                             | ---                             |
| <b>Charting Type</b>              |                   |                     |                  |  |                                 |
| Charting Type                     | ---               | ---                 | ---              | Shift assessment -EE                   | ---                             |
| <b>Cardiac</b>                    |                   |                     |                  |  |                                 |
| Cardiac Rhythm                    | ---               | ---                 | ---              | Normal sinus rhythm -EE                | ---                             |
| Ectopy                            | ---               | ---                 | ---              | Premature ventricular contractions -EE | ---                             |
| Ectopy Frequency                  | ---               | ---                 | ---              | Frequent -EE                           | ---                             |
| Row Name                          | 06/19/18 1800     | 06/19/18 1700       | 06/19/18 1600    | 06/19/18 1500                          | 06/19/18 1430                   |
| <b>Oxygen Therapy</b>             |                   |                     |                  |  |                                 |
| SpO2                              | 92 % -JI          | 96 % -JI            | 95 % -JI         | 96 % -JI                               | 96 % -JI                        |
| O2 Device                         | ---               | ---                 | ---              | ---                                    | Nasal cannula -JI               |
| O2 Flow Rate (L/min)              | ---               | ---                 | ---              | ---                                    | 2 L/min -JI                     |
| Pulse Oximetry Type               | ---               | ---                 | ---              | ---                                    | Continuous -JI                  |
| <b>Charting Type</b>              |                   |                     |                  |  |                                 |
| Charting Type                     | ---               | ---                 | Reassessment -JI | ---                                    | ---                             |
| Row Name                          | 06/19/18 1335     | 06/19/18 1330       | 06/19/18 1325    | 06/19/18 1321                          | 06/19/18 1117                   |
| <b>Oxygen Therapy</b>             |                   |                     |                  |  |                                 |
| SpO2                              | 100 % -LFA        | 97 % -LFA           | 92 % -LFA        | 93 % -CR                               | ---                             |
| <b>Braden Scale</b>               |                   |                     |                  |  |                                 |
| Sensory Perceptions               | ---               | ---                 | ---              | ---                                    | 4 -PM                           |
| Moisture                          | ---               | ---                 | ---              | ---                                    | 4 -PM                           |
| Activity                          | ---               | ---                 | ---              | ---                                    | 3 -PM                           |
| Mobility                          | ---               | ---                 | ---              | ---                                    | 4 -PM                           |
| Nutrition                         | ---               | ---                 | ---              | ---                                    | 3 -PM                           |
| Friction and Shear                | ---               | ---                 | ---              | ---                                    | 3 -PM                           |
| Braden Scale Score                | ---               | ---                 | ---              | ---                                    | 21 -PM                          |
| Row Name                          | 06/19/18 1114     | 06/19/18 1031       | 06/19/18 1000    | 06/19/18 0900                          | 06/19/18 0800                   |
| <b>Neurological</b>               |                   |                     |                  |  |                                 |
| Level of Consciousness            | ---               | ---                 | ---              | ---                                    | Alert -JI                       |
| <b>HEENT</b>                      |                   |                     |                  |  |                                 |
| HEENT (WDL)                       | ---               | ---                 | ---              | ---                                    | X -JI                           |
| R Eye                             | ---               | ---                 | ---              | ---                                    | Impaired vision -JI             |
| L Eye                             | ---               | ---                 | ---              | ---                                    | Impaired vision -JI             |
| Teeth                             | ---               | ---                 | ---              | ---                                    | Missing teeth -JI               |
| <b>Respiratory</b>                |                   |                     |                  |  |                                 |
| Respiratory Pattern               | ---               | ---                 | ---              | ---                                    | Regular -JI                     |
| Chest Assessment                  | ---               | ---                 | ---              | ---                                    | Chest expansion symmetrical -JI |
| Bilateral Breath Sounds           | ---               | ---                 | ---              | ---                                    | Diminished -JI                  |
| Ventilator Patient                | ---               | ---                 | ---              | ---                                    | No -JI                          |
| Cough                             | ---               | ---                 | ---              | ---                                    | Spontaneous -JI                 |
| <b>Oxygen Therapy</b>             |                   |                     |                  |  |                                 |
| SpO2                              | 98 % -PM          | ---                 | 92 % -JI         | 95 % -JI                               | 97 % -JI                        |
| O2 Device                         | Nasal cannula -PM | None (Room air) -JI | ---              | ---                                    | Nasal cannula -JI               |
| O2 Flow Rate (L/min)              | 3 L/min -PM       | ---                 | ---              | ---                                    | 2 L/min -JI                     |
| Pulse Oximetry Type               | ---               | ---                 | ---              | ---                                    | Continuous -JI                  |
| <b>Incentive Spirometer</b>       |                   |                     |                  |  |                                 |
| Is pt using incentive spirometer? | ---               | ---                 | ---              | ---                                    | Yes (independent) -JI           |
| <b>Cardiac</b>                    |                   |                     |                  |  |                                 |
| Heart Sounds                      | ---               | ---                 | ---              | ---                                    | S1, S2 -JI                      |
| <b>Cardiac</b>                    |                   |                     |                  |  |                                 |
| Cardiac Regularity                | ---               | ---                 | ---              | ---                                    | Irregular -JI                   |
| Bedside Cardiac Monitor On        | ---               | ---                 | ---              | ---                                    | Yes -JI                         |



WS Kennestone Hospital  
 677 Church Street  
 Marietta GA 30060-1101  
 Inpatient Record

Maurice, Eugene George  
 MRN: 561253820, DOB: 1/2/1949, Sex: M  
 Adm: 6/17/2018, D/C: 6/21/2018

**Flowsheets (all recorded) (continued)**

**Assessment (continued)**

| Row Name                                 | 06/19/18 1114 | 06/19/18 1031 | 06/19/18 1000 | 06/19/18 0900 | 06/19/18 0800                                       |
|--|---------------|---------------|---------------|---------------|---|
| Bedside Cardiac Audible                  | ---           | ---           | ---           | ---           | Yes -Jl   |
| Bedside Cardiac Alarms Set               | ---           | ---           | ---           | ---           | Yes -Jl   |
| <b>Peripheral Vascular</b>               |               |               |               |               |   |
| Peripheral Vascular (WDL)                | ---           | ---           | ---           | ---           | X -Jl   |
| Cyanosis                                 | ---           | ---           | ---           | ---           | None -Jl  |
| Capillary Refill                         | ---           | ---           | ---           | ---           | Less than/equal to 2 seconds (All extremities) -Jl  |
| Pulses                                   | ---           | ---           | ---           | ---           | R radial;L radial;R pedal;L pedal -Jl               |
| Edema                                    | ---           | ---           | ---           | ---           | Right lower extremity -Jl                           |
| RLE Edema                                | ---           | ---           | ---           | ---           | +2 -Jl  |
| LLE Edema                                | ---           | ---           | ---           | ---           | +2 -Jl  |
| <b>RUE Neurovascular Assessment</b>      |               |               |               |               |   |
| R Radial Pulse                           | ---           | ---           | ---           | ---           | +2 -Jl  |
| <b>LUE Neurovascular Assessment</b>      |               |               |               |               |   |
| L Radial Pulse                           | ---           | ---           | ---           | ---           | +2 -Jl  |
| <b>RLE Neurovascular Assessment</b>      |               |               |               |               |   |
| R Pedal Pulse                            | ---           | ---           | ---           | ---           | +1 -Jl  |
| <b>LLE Neurovascular Assessment</b>      |               |               |               |               |   |
| L Pedal Pulse                            | ---           | ---           | ---           | ---           | +1 -Jl  |
| <b>Integumentary</b>                     |               |               |               |               |   |
| Integumentary (WDL)                      | ---           | ---           | ---           | ---           | X -Jl   |
| Skin Color                               | ---           | ---           | ---           | ---           | Appropriate for ethnicity -Jl                       |
| Skin Integrity                           | ---           | ---           | ---           | ---           | Bruising -Jl  |
| Skin Location                            | ---           | ---           | ---           | ---           | BUE -Jl   |
| Skin Turgor                              | ---           | ---           | ---           | ---           | Epidermis thin with loss of subcutaneous tissue -Jl |
| <b>Braden Scale</b>                      |               |               |               |               |   |
| Sensory Perceptions                      | ---           | ---           | ---           | ---           | 4 -Jl   |
| Moisture                                 | ---           | ---           | ---           | ---           | 4 -Jl   |
| Activity                                 | ---           | ---           | ---           | ---           | 3 -Jl   |
| Mobility                                 | ---           | ---           | ---           | ---           | 4 -Jl   |
| Nutrition                                | ---           | ---           | ---           | ---           | 3 -Jl   |
| Friction and Shear                       | ---           | ---           | ---           | ---           | 3 -Jl   |
| Braden Scale Score                       | ---           | ---           | ---           | ---           | 21 -Jl  |
| <b>Musculoskeletal</b>                   |               |               |               |               |   |
| Musculoskeletal (WDL)                    | ---           | ---           | ---           | ---           | WDL -Jl   |
| <b>Hester Davis Fall Risk Assessment</b> |               |               |               |               |   |
| Last Known Fall                          | ---           | ---           | ---           | ---           | 0 -Jl   |
| Mobility                                 | ---           | ---           | ---           | ---           | 1;2 -Jl   |
| Medications                              | ---           | ---           | ---           | ---           | 1 -Jl   |
| Mental Status/LOC/Awareness              | ---           | ---           | ---           | ---           | 0 -Jl   |
| Toileting Needs                          | ---           | ---           | ---           | ---           | 0 -Jl   |
| Volume/Electrolyte Status                | ---           | ---           | ---           | ---           | 2 -Jl   |
| Communication/Sensory                    | ---           | ---           | ---           | ---           | 1 -Jl   |
| Behavior                                 | ---           | ---           | ---           | ---           | 0 -Jl   |
| Hester Davis Fall Risk Total             | ---           | ---           | ---           | ---           | 10 -Jl  |
| <b>Get-Up-And-Go Test</b>                |               |               |               |               |   |
| Get-Up-And-Go Test: "Rising from Chair"  | ---           | ---           | ---           | ---           | 4 -Jl   |





WS Kennestone Hospital  
677 Church Street  
Marietta GA 30060-1101  
Inpatient Record

Maurice, Eugene George  
MRN: 561253820, DOB: 1/2/1949, Sex: M  
Adm: 6/17/2018, D/C: 6/21/2018

**Flowsheets (all recorded) (continued)**

**Assessment (continued)**

| Row Name                | 06/19/18 1114 | 06/19/18 1031 | 06/19/18 1000 | 06/19/18 0900 | 06/19/18 0800           |
|-------------------------|---------------|---------------|---------------|---------------|-------------------------|
| <b>Gastrointestinal</b> |               |               |               |               |                         |
| Gastrointestinal (WDL)  | ---           | ---           | ---           | ---           | WDL -JI                 |
| <b>Genitourinary</b>    |               |               |               |               |                         |
| Genitourinary (WDL)     | ---           | ---           | ---           | ---           | WDL -JI                 |
| <b>Charting Type</b>    |               |               |               |               |                         |
| Charting Type           | ---           | ---           | ---           | ---           | Shift assessment -JI    |
| <b>Cardiac</b>          |               |               |               |               |                         |
| Cardiac Rhythm          | ---           | ---           | ---           | ---           | Normal sinus rhythm -JI |

| Row Name                                       | 06/19/18 0700 | 06/19/18 0600 | 06/19/18 0500     | 06/19/18 0400        | 06/19/18 0300     |
|--|---------------|---------------|-------------------|----------------------|-------------------|
| <b>Oxygen Therapy</b>                          |               |               |                   |                      |                   |
| SpO2   | 96 % -JI      | 94 % -RM      | 96 % -RM          | 98 % -RM             | 92 % -RM          |
| O2 Device                                      | ---           | ---           | Nasal cannula -RM | Nasal cannula -RM    | Nasal cannula -RM |
| Pulse Oximetry Type                            | ---           | ---           | Continuous -RM    | Continuous -RM       | Continuous -RM    |
| SpO2 Alarm Limit High                          | ---           | ---           | 100 -RM           | 100 -RM              | 100 -RM           |
| SpO2 Alarm Limit Low                           | ---           | ---           | 90 -RM            | 90 -RM               | 90 -RM            |
| POX Probe Site Changed                         | ---           | ---           | No -RM            | No -RM               | No -RM            |
| <b>Stool Assessment</b>                        |               |               |                   |                      |                   |
| Bowel Incontinence                             | ---           | ---           | ---               | No -RM               | ---               |
| Stool Appearance                               | ---           | ---           | ---               | Unable to assess -RM | ---               |
| Stool Color                                    | ---           | ---           | ---               | Unable to assess -RM | ---               |
| Stool Amount                                   | ---           | ---           | ---               | Unable to assess -RM | ---               |
| <b>Urine Assessment</b>                        |               |               |                   |                      |                   |
| Bladder Status (use only for bladder training) | ---           | ---           | ---               | Continent -RM        | ---               |
| <b>Charting Type</b>                           |               |               |                   |                      |                   |
| Charting Type                                  | ---           | ---           | ---               | Reassessment -RM     | ---               |
| <b>Current Legal Status</b>                    |               |               |                   |                      |                   |
| Current Legal Status                           | ---           | ---           | ---               | Vol -RM              | ---               |

| Row Name                                       | 06/19/18 0200        | 06/19/18 0100     | 06/19/18 0000        | 06/18/18 2300     | 06/18/18 2200        |
|--|----------------------|-------------------|----------------------|-------------------|----------------------|
| <b>Oxygen Therapy</b>                          |                      |                   |                      |                   |                      |
| SpO2   | 93 % -RM             | 92 % -RM          | 94 % -RM             | 97 % -RM          | 99 % -RM             |
| O2 Device                                      | Nasal cannula -RM    | Nasal cannula -RM | Nasal cannula -RM    | Nasal cannula -RM | Nasal cannula -RM    |
| Pulse Oximetry Type                            | Continuous -RM       | Continuous -RM    | Continuous -RM       | Continuous -RM    | Continuous -RM       |
| SpO2 Alarm Limit High                          | 100 -RM              | 100 -RM           | 100 -RM              | 100 -RM           | 100 -RM              |
| SpO2 Alarm Limit Low                           | 90 -RM               | 90 -RM            | 90 -RM               | 90 -RM            | 90 -RM               |
| POX Probe Site Changed                         | No -RM               | No -RM            | No -RM               | No -RM            | No -RM               |
| <b>Stool Assessment</b>                        |                      |                   |                      |                   |                      |
| Bowel Incontinence                             | No -RM               | ---               | No -RM               | ---               | No -RM               |
| Stool Appearance                               | Unable to assess -RM | ---               | Unable to assess -RM | ---               | Unable to assess -RM |
| Stool Color                                    | Unable to assess -RM | ---               | Unable to assess -RM | ---               | Unable to assess -RM |
| Stool Amount                                   | Unable to assess -RM | ---               | Unable to assess -RM | ---               | Unable to assess -RM |
| <b>Urine Assessment</b>                        |                      |                   |                      |                   |                      |
| Bladder Status (use only for bladder training) | Continent -RM        | ---               | Continent -RM        | ---               | Continent -RM        |
| <b>Charting Type</b>                           |                      |                   |                      |                   |                      |
| Charting Type                                  | Reassessment -RM     | ---               | Reassessment -RM     | ---               | Reassessment -RM     |
| <b>Current Legal Status</b>                    |                      |                   |                      |                   |                      |
| Current Legal Status                           | Vol -RM              | ---               | Vol -RM              | ---               | Vol -RM              |

| Row Name               | 06/18/18 2100 | 06/18/18 2000   | 06/18/18 1900 | 06/18/18 1800 | 06/18/18 1600 |
|------------------------|---------------|-----------------|---------------|---------------|---------------|
| <b>Neurological</b>    |               |                 |               |               |               |
| Level of Consciousness | ---           | Alert -RM       | ---           | ---           | ---           |
| <b>HEENT</b>           |               |                 |               |               |               |
| HEENT (WDL)            | ---           | X -RM           | ---           | ---           | ---           |
| Head and Face          | ---           | Symmetrical -RM | ---           | ---           | ---           |



WS Kennestone Hospital  
 677 Church Street  
 Marietta GA 30060-1101  
 Inpatient Record

Maurice, Eugene George  
 MRN: 561253820, DOB: 1/2/1949, Sex: M  
 Adm: 6/17/2018, D/C: 6/21/2018

**Flowsheets (all recorded) (continued)**

**Assessment (continued)**

| Row Name                          | 06/18/18 2100     | 06/18/18 2000                                      | 06/18/18 1900     | 06/18/18 1800 | 06/18/18 1600 |
|-----------------------------------|-------------------|--|-------------------|---------------|---------------|
| R Eye                             | ---               | Impaired vision -RM                                | ---               | ---           | ---           |
| L Eye                             | ---               | Impaired vision -RM                                | ---               | ---           | ---           |
| R Ear                             | ---               | Intact -RM   | ---               | ---           | ---           |
| L Ear                             | ---               | Intact -RM   | ---               | ---           | ---           |
| Nose                              | ---               | Intact -RM   | ---               | ---           | ---           |
| Mucous Membrane(s)                | ---               | Moist;Pink -RM                                     | ---               | ---           | ---           |
| Teeth                             | ---               | Missing teeth -RM                                  | ---               | ---           | ---           |
| <b>Eye Blink Rate</b>             |                   |  |                   |               |               |
| R. Eye                            | ---               | Blink Rate >6/min or 1 every 10 seconds -RM        | ---               | ---           | ---           |
| L. Eye                            | ---               | Blink Rate >6/min or 1 every 10 seconds -RM        | ---               | ---           | ---           |
| <b>Respiratory</b>                |                   |  |                   |               |               |
| Respiratory Pattern               | ---               | Regular -RM  | ---               | ---           | ---           |
| Chest Assessment                  | ---               | Chest expansion symmetrical -RM                    | ---               | ---           | ---           |
| Bilateral Breath Sounds           | ---               | Diminished -RM                                     | ---               | ---           | ---           |
| R Breath Sounds                   | ---               | Diminished -RM                                     | ---               | ---           | ---           |
| L Breath Sounds                   | ---               | Diminished -RM                                     | ---               | ---           | ---           |
| Ventilator Patient                | ---               | No -RM   | ---               | ---           | ---           |
| Cough                             | ---               | Spontaneous;Strong -RM                             | ---               | ---           | ---           |
| <b>Respiratory Interventions</b>  |                   |  |                   |               |               |
| Respiratory Interventions         | ---               | Cough and deep breathe -RM                         | ---               | ---           | ---           |
| <b>Cough and Deep Breathe</b>     |                   |  |                   |               |               |
| Cough and Deep Breathe            | ---               | Yes -RM  | ---               | ---           | ---           |
| <b>Oxygen Therapy</b>             |                   |  |                   |               |               |
| SpO2                              | 99 % -RM          | 96 % -RM   | (!) 89 % -RM      | 94 % -RM      | (!) 87 % -JI  |
| O2 Device                         | Nasal cannula -RM | Nasal cannula -RM                                  | Nasal cannula -RM | ---           | ---           |
| Pulse Oximetry Type               | Continuous -RM    | Continuous -RM                                     | Continuous -RM    | ---           | ---           |
| SpO2 Alarm Limit High             | 100 -RM           | 100 -RM  | 100 -RM           | ---           | ---           |
| SpO2 Alarm Limit Low              | 90 -RM            | 90 -RM   | 90 -RM            | ---           | ---           |
| POX Probe Site Changed            | No -RM            | No -RM   | No -RM            | ---           | ---           |
| <b>Incentive Spirometer</b>       |                   |  |                   |               |               |
| Is pt using incentive spirometer? | ---               | Yes (independent) -RM                              | ---               | ---           | ---           |
| <b>Cardiac</b>                    |                   |  |                   |               |               |
| Heart Sounds                      | ---               | S1, S2 -RM   | ---               | ---           | ---           |
| Cardiac Symptoms                  | ---               | None -RM   | ---               | ---           | ---           |
| <b>Cardiac</b>                    |                   |  |                   |               |               |
| Cardiac Regularity                | ---               | Irregular -RM                                      | ---               | ---           | ---           |
| Bedside Cardiac Monitor On        | ---               | Yes -RM  | ---               | ---           | ---           |
| Bedside Cardiac Audible           | ---               | Yes -RM  | ---               | ---           | ---           |
| Bedside Cardiac Alarms Set        | ---               | Yes -RM  | ---               | ---           | ---           |
| Telemetry Monitor On              | ---               | No -RM   | ---               | ---           | ---           |
| <b>Peripheral Vascular</b>        |                   |  |                   |               |               |
| Peripheral Vascular (WDL)         | ---               | X -RM  | ---               | ---           | ---           |
| Cyanosis                          | ---               | None -RM   | ---               | ---           | ---           |
| Capillary Refill                  | ---               | Less than/equal to 2 seconds (All extremities) -RM | ---               | ---           | ---           |
| RUE Capillary Refill              | ---               | Less than/equal to 3 seconds -RM                   | ---               | ---           | ---           |
| LUE Capillary Refill              | ---               | Less than/equal to 3 seconds -RM                   | ---               | ---           | ---           |
| RLE Capillary Refill              | ---               | Less than/equal to 3                               | ---               | ---           | ---           |



**Flowsheets (all recorded) (continued)**

**Assessment (continued)**

| Row Name                                 | 06/18/18 2100 | 06/18/18 2000                                       | 06/18/18 1900 | 06/18/18 1800 | 06/18/18 1600 |
|--|---------------|---|---------------|---------------|---------------|
| LLE Capillary Refill                     | —             | seconds -RM<br>Less than/equal to 3 seconds -RM     | —             | —             | —             |
| Pulses                                   | —             | L pedal;R pedal;L radial;R radial -RM               | —             | —             | —             |
| Edema                                    | —             | Right lower extremity;Left lower extremity -RM      | —             | —             | —             |
| RLE Edema                                | —             | +2 -RM  | —             | —             | —             |
| LLE Edema                                | —             | +2 -RM  | —             | —             | —             |
| <b>RUE Neurovascular Assessment</b>      |               |   |               |               |               |
| RUE Color                                | —             | Appropriate for ethnicity -RM                       | —             | —             | —             |
| RUE Temperature/Moisture                 | —             | Warm;Dry -RM  | —             | —             | —             |
| RUE Sensation                            | —             | Present -RM   | —             | —             | —             |
| R Radial Pulse                           | —             | +2 -RM  | —             | —             | —             |
| <b>LUE Neurovascular Assessment</b>      |               |   |               |               |               |
| LUE Color                                | —             | Appropriate for ethnicity -RM                       | —             | —             | —             |
| LUE Temperature/Moisture                 | —             | Warm;Dry -RM  | —             | —             | —             |
| LUE Sensation                            | —             | Present -RM   | —             | —             | —             |
| L Radial Pulse                           | —             | +2 -RM  | —             | —             | —             |
| <b>RLE Neurovascular Assessment</b>      |               |   |               |               |               |
| RLE Color                                | —             | Appropriate for ethnicity -RM                       | —             | —             | —             |
| RLE Temperature/Moisture                 | —             | Warm;Dry -RM  | —             | —             | —             |
| RLE Sensation                            | —             | Present -RM   | —             | —             | —             |
| R Pedal Pulse                            | —             | +1 -RM  | —             | —             | —             |
| R Homans' Sign                           | —             | Negative -RM  | —             | —             | —             |
| <b>LLE Neurovascular Assessment</b>      |               |   |               |               |               |
| LLE Color                                | —             | Appropriate for ethnicity -RM                       | —             | —             | —             |
| LLE Temperature/Moisture                 | —             | Warm;Dry -RM  | —             | —             | —             |
| LLE Sensation                            | —             | Present -RM   | —             | —             | —             |
| L Pedal Pulse                            | —             | +1 -RM  | —             | —             | —             |
| L Homans' Sign                           | —             | Negative -RM  | —             | —             | —             |
| <b>Integumentary</b>                     |               |   |               |               |               |
| Integumentary (WDL)                      | —             | X -RM   | —             | —             | —             |
| Skin Color                               | —             | Appropriate for ethnicity -RM                       | —             | —             | —             |
| Skin Integrity                           | —             | Bruising -RM  | —             | —             | —             |
| Skin Location                            | —             | BUE -RM   | —             | —             | —             |
| Skin Turgor                              | —             | Epidermis thin with loss of subcutaneous tissue -RM | —             | —             | —             |
| <b>Braden Scale</b>                      |               |   |               |               |               |
| Sensory Perceptions                      | —             | 4 -RM   | —             | —             | —             |
| Moisture                                 | —             | 4 -RM   | —             | —             | —             |
| Activity                                 | —             | 3 -RM   | —             | —             | —             |
| Mobility                                 | —             | 4 -RM   | —             | —             | —             |
| Nutrition                                | —             | 3 -RM   | —             | —             | —             |
| Friction and Shear                       | —             | 3 -RM   | —             | —             | —             |
| Braden Scale Score                       | —             | 21 -RM  | —             | —             | —             |
| <b>Musculoskeletal</b>                   |               |   |               |               |               |
| Musculoskeletal (WDL)                    | —             | WDL -RM   | —             | —             | —             |
| <b>Hester Davis Fall Risk Assessment</b> |               |   |               |               |               |
| Last Known Fall                          | —             | 0 -RM   | —             | —             | —             |
| Mobility                                 | —             | 1 -RM   | —             | —             | —             |
| Medications                              | —             | 0 -RM   | —             | —             | —             |
| Mental                                   | —             | 0 -RM   | —             | —             | —             |



WS Kennestone Hospital  
677 Church Street  
Marietta GA 30060-1101  
Inpatient Record

Maurice, Eugene George  
MRN: 561253820, DOB: 1/2/1949, Sex: M  
Adm: 6/17/2018, D/C: 6/21/2018

**Flowsheets (all recorded) (continued)**

**Assessment (continued)**

| Row Name                                       | 06/18/18 2100 | 06/18/18 2000                              | 06/18/18 1900 | 06/18/18 1800 | 06/18/18 1600 |
|--|---------------|--|---------------|---------------|---------------|
| Status/LOC/Awareness                           |               |  |               |               |               |
| Toileting Needs                                | —             | 2 -RM                                      | —             | —             | —             |
| Volume/Electrolyte Status                      | —             | 2 -RM                                      | —             | —             | —             |
| Communication/Sensory                          | —             | 1 -RM                                      | —             | —             | —             |
| Behavior                                       | —             | 0 -RM                                      | —             | —             | —             |
| Hester Davis Fall Risk Total                   | —             | 9 -RM                                      | —             | —             | —             |
| <b>Stool Assessment</b>                        |               |  |               |               |               |
| Bowel Incontinence                             | —             | No -RM                                     | —             | —             | —             |
| Stool Appearance                               | —             | Unable to assess -RM                       | —             | —             | —             |
| Stool Color                                    | —             | Unable to assess -RM                       | —             | —             | —             |
| Stool Amount                                   | —             | Unable to assess -RM                       | —             | —             | —             |
| <b>Emesis Assessment</b>                       |               |  |               |               |               |
| Emesis Appearance                              | —             | — na -RM                                   | —             | —             | —             |
| <b>Genitourinary</b>                           |               |  |               |               |               |
| Genitourinary (WDL)                            | —             | WDL -RM                                    | —             | —             | —             |
| <b>Urine Assessment</b>                        |               |  |               |               |               |
| Bladder Status (use only for bladder training) | —             | Continent -RM                              | —             | —             | —             |
| <b>Psychosocial</b>                            |               |  |               |               |               |
| Psychosocial (WDL)                             | —             | WDL -RM                                    | —             | —             | —             |
| Needs Expressed                                | —             | Denies -RM                                 | —             | —             | —             |
| <b>Charting Type</b>                           |               |  |               |               |               |
| Charting Type                                  | —             | Shift assessment -RM                       | —             | —             | —             |
| <b>Current Legal Status</b>                    |               |  |               |               |               |
| Current Legal Status                           | —             | Vol -RM                                    | —             | —             | —             |
| <b>Cardiac</b>                                 |               |  |               |               |               |
| Cardiac Rhythm                                 | —             | Normal sinus rhythm; Sinus bradycardia -RM | —             | —             | —             |
| Ectopy   | —             | Premature ventricular contractions -RM     | —             | —             | —             |
| Ectopy Frequency                               | —             | Frequent -RM                               | —             | —             | —             |

| Row Name              | 06/18/18 1500 | 06/18/18 1400 | 06/18/18 1300 | 06/18/18 1200    | 06/18/18 1100 |
|-----------------------|---------------|---------------|---------------|------------------|---------------|
| <b>Oxygen Therapy</b> |               |               |               |                  |               |
| SpO2                  | 95 % -Jl      | 91 % -Jl      | 93 % -Jl      | —                | 97 % -Jl      |
| <b>Charting Type</b>  |               |               |               |                  |               |
| Charting Type         | —             | —             | —             | Reassessment -Jl | —             |

| Row Name                | 06/18/18 1025 | 06/18/18 1000 | 06/18/18 0900 | 06/18/18 0800                   | 06/18/18 0700 |
|-------------------------|---------------|---------------|---------------|---------------------------------|---------------|
| <b>Neurological</b>     |               |               |               |                                 |               |
| Level of Consciousness  | —             | —             | —             | Alert -Jl                       | —             |
| <b>HEENT</b>            |               |               |               |                                 |               |
| HEENT (WDL)             | —             | —             | —             | X -Jl                           | —             |
| R Eye                   | —             | —             | —             | Impaired vision -Jl             | —             |
| L Eye                   | —             | —             | —             | Impaired vision -Jl             | —             |
| Teeth                   | —             | —             | —             | Missing teeth -Jl               | —             |
| <b>Respiratory</b>      |               |               |               |                                 |               |
| Respiratory Pattern     | —             | —             | —             | Regular -Jl                     | —             |
| Chest Assessment        | —             | —             | —             | Chest expansion symmetrical -Jl | —             |
| Bilateral Breath Sounds | —             | —             | —             | Diminished -Jl                  | —             |
| Ventilator Patient      | —             | —             | —             | No -Jl                          | —             |
| Cough                   | —             | —             | —             | Strong; Spontaneous -Jl         | —             |
| <b>Oxygen Therapy</b>   |               |               |               |                                 |               |





WS Kennestone Hospital  
 677 Church Street  
 Marietta GA 30060-1101  
 Inpatient Record

Maurice, Eugene George  
 MRN: 561253820, DOB: 1/2/1949, Sex: M  
 Adm: 6/17/2018, D/C: 6/21/2018

**Flowsheets (all recorded) (continued)**

**Assessment (continued)**

| Row Name                                 | 06/18/18 1025 | 06/18/18 1000 | 06/18/18 0900 | 06/18/18 0800                                      | 06/18/18 0700 |
|--|---------------|---------------|---------------|--|---------------|
| SpO2                                     | ---           | 98 % -Jl      | 100 % -Jl     | 91 % -Jl   | 95 % -Jl      |
| O2 Device                                | ---           | ---           | ---           | Nasal cannula -Jl                                  | ---           |
| O2 Flow Rate (L/min)                     | ---           | ---           | ---           | 5 L/min -Jl  | ---           |
| Pulse Oximetry Type                      | ---           | ---           | ---           | Continuous -Jl                                     | ---           |
| <b>Incentive Spirometer</b>              |               |               |               |  |               |
| Is pt using incentive spirometer?        | ---           | ---           | ---           | Yes (independent) -Jl                              | ---           |
| <b>Cardiac</b>                           |               |               |               |  |               |
| Heart Sounds                             | ---           | ---           | ---           | S1, S2 -Jl   | ---           |
| <b>Cardiac</b>                           |               |               |               |  |               |
| Cardiac Regularity                       | ---           | ---           | ---           | Irregular -Jl                                      | ---           |
| Bedside Cardiac Monitor On               | ---           | ---           | ---           | Yes -Jl  | ---           |
| Bedside Cardiac Audible                  | ---           | ---           | ---           | Yes -Jl  | ---           |
| Bedside Cardiac Alarms Set               | ---           | ---           | ---           | Yes -Jl  | ---           |
| <b>Peripheral Vascular</b>               |               |               |               |  |               |
| Peripheral Vascular (WDL)                | ---           | ---           | ---           | X -Jl  | ---           |
| Cyanosis                                 | ---           | ---           | ---           | None -Jl   | ---           |
| Capillary Refill                         | ---           | ---           | ---           | Less than/equal to 2 seconds (All extremities) -Jl | ---           |
| Pulses                                   | ---           | ---           | ---           | R radial;L radial;R pedal;L pedal -Jl              | ---           |
| RLE Edema                                | ---           | ---           | ---           | +2 -Jl   | ---           |
| LLE Edema                                | ---           | ---           | ---           | +2 -Jl   | ---           |
| <b>RUE Neurovascular Assessment</b>      |               |               |               |  |               |
| R Radial Pulse                           | ---           | ---           | ---           | +2 -Jl   | ---           |
| <b>LUE Neurovascular Assessment</b>      |               |               |               |  |               |
| L Radial Pulse                           | ---           | ---           | ---           | +2 -Jl   | ---           |
| <b>RLE Neurovascular Assessment</b>      |               |               |               |  |               |
| R Pedal Pulse                            | ---           | ---           | ---           | +1 -Jl   | ---           |
| <b>LLE Neurovascular Assessment</b>      |               |               |               |  |               |
| L Pedal Pulse                            | ---           | ---           | ---           | +1 -Jl   | ---           |
| <b>Integumentary</b>                     |               |               |               |  |               |
| Integumentary (WDL)                      | ---           | ---           | ---           | WDL -Jl  | ---           |
| Skin Color                               | ---           | ---           | ---           | Appropriate for ethnicity -Jl                      | ---           |
| <b>Braden Scale</b>                      |               |               |               |  |               |
| Sensory Perceptions                      | ---           | ---           | ---           | 4 -Jl  | ---           |
| Moisture                                 | ---           | ---           | ---           | 4 -Jl  | ---           |
| Activity                                 | ---           | ---           | ---           | 3 -Jl  | ---           |
| Mobility                                 | ---           | ---           | ---           | 4 -Jl  | ---           |
| Nutrition                                | ---           | ---           | ---           | 3 -Jl  | ---           |
| Friction and Shear                       | ---           | ---           | ---           | 3 -Jl  | ---           |
| Braden Scale Score                       | ---           | ---           | ---           | 21 -Jl   | ---           |
| <b>Musculoskeletal</b>                   |               |               |               |  |               |
| Musculoskeletal (WDL)                    | ---           | ---           | ---           | WDL -Jl  | ---           |
| <b>Hester Davis Fall Risk Assessment</b> |               |               |               |  |               |
| Last Known Fall                          | ---           | ---           | ---           | 0 -Jl  | ---           |
| Mobility                                 | ---           | ---           | ---           | 1 -Jl  | ---           |
| Medications                              | ---           | ---           | ---           | 3 -Jl  | ---           |
| Mental Status/LOC/Awareness              | ---           | ---           | ---           | 0 -Jl  | ---           |
| Toileting Needs                          | ---           | ---           | ---           | 0 -Jl  | ---           |
| Volume/Electrolyte Status                | ---           | ---           | ---           | 2 -Jl  | ---           |
| Communication/Senses                     | ---           | ---           | ---           | 1 -Jl  | ---           |



Flowsheets (all recorded) (continued)

Assessment (continued)

| Row Name                                | 06/18/18 1025                                   | 06/18/18 1000 | 06/18/18 0900 | 06/18/18 0800                              | 06/18/18 0700 |
|---|---|---------------|---------------|--|---------------|
| Behavior                                | ---   | ---           | ---           | 0 -JI                                      | ---           |
| Hester Davis Fall Risk Total            | ---   | ---           | ---           | 10 -JI                                     | ---           |
| <b>Get-Up-And-Go Test</b>               |   |               |               |  |               |
| Get-Up-And-Go Test: "Rising from Chair" | ---   | ---           | ---           | 1 -JI                                      | ---           |
| <b>Gastrointestinal</b>                 |   |               |               |  |               |
| Gastrointestinal (WDL)                  | ---   | ---           | ---           | WDL -JI                                    | ---           |
| <b>Genitourinary</b>                    |   |               |               |  |               |
| Genitourinary (WDL)                     | ---   | ---           | ---           | WDL -JI                                    | ---           |
| <b>Psychosocial</b>                     |   |               |               |  |               |
| Psychosocial (WDL)                      | ---   | ---           | ---           | WDL -JI                                    | ---           |
| <b>Provider Notification</b>            |   |               |               |  |               |
| Reason for Communication                | Patient request Clarify order for Ramipril. -JI | ---           | ---           | ---  | ---           |
| Notification Time                       | 1025 -JI  | ---           | ---           | ---  | ---           |
| Provider Name                           | Sajja -JI                                       | ---           | ---           | ---  | ---           |
| Provider Role                           | Consulting physician -JI                        | ---           | ---           | ---  | ---           |
| Method of Communication                 | Perfect Serve -JI                               | ---           | ---           | ---  | ---           |
| Response                                | Waiting for response -JI                        | ---           | ---           | ---  | ---           |
| <b>Charting Type</b>                    |   |               |               |  |               |
| Charting Type                           | ---   | ---           | ---           | Shift assessment -JI                       | ---           |
| <b>Cardiac</b>                          |   |               |               |  |               |
| Cardiac Rhythm                          | ---   | ---           | ---           | Normal sinus rhythm; Sinus bradycardia -JI | ---           |

| Row Name                                       | 06/18/18 0600                | 06/18/18 0500        | 06/18/18 0445     | 06/18/18 0400         | 06/18/18 0339          |
|--|------------------------------|----------------------|-------------------|-----------------------|------------------------|
| <b>tPA Time out</b>                            |                              |                      |                   |                       |                        |
| Weight   | 104.9 kg (231 lb 4.2 oz) -RM | ---                  | ---               | ---                   | ---                    |
| <b>Oxygen Therapy</b>                          |                              |                      |                   |                       |                        |
| SpO2   | 97 % -RM                     | 97 % -RM             | ---               | 97 % -RM              | ---                    |
| O2 Device                                      | Nasal cannula -RM            | Nasal cannula -RM    | Nasal cannula -RM | Nasal cannula -RM     | ---                    |
| Pulse Oximetry Type                            | Continuous -RM               | Continuous -RM       | Continuous -RM    | Continuous -RM        | ---                    |
| SpO2 Alarm Limit High                          | 100 -RM                      | 100 -RM              | ---               | 100 -RM               | ---                    |
| SpO2 Alarm Limit Low                           | 90 -RM                       | 90 -RM               | ---               | 90 -RM                | ---                    |
| POX Probe Site Changed                         | No -RM                       | No -RM               | ---               | No -RM                | ---                    |
| <b>Incentive Spirometer</b>                    |                              |                      |                   |                       |                        |
| Is pt using incentive spirometer?              | Yes (independent) -RM        | ---                  | ---               | Yes (independent) -RM | ---                    |
| <b>Cardiac</b>                                 |                              |                      |                   |                       |                        |
| Telemetry Monitor On                           | No -RM                       | ---                  | ---               | No -RM                | ---                    |
| <b>Stool Assessment</b>                        |                              |                      |                   |                       |                        |
| Bowel Incontinence                             | ---                          | No -RM               | ---               | ---                   | ---                    |
| Stool Appearance                               | ---                          | Unable to assess -RM | ---               | ---                   | ---                    |
| Stool Color                                    | ---                          | Unable to assess -RM | ---               | ---                   | ---                    |
| Stool Amount                                   | ---                          | Unable to assess -RM | ---               | ---                   | ---                    |
| <b>Emesis Assessment</b>                       |                              |                      |                   |                       |                        |
| Emesis Appearance                              | ---                          | na -RM               | ---               | ---                   | ---                    |
| <b>Urine Assessment</b>                        |                              |                      |                   |                       |                        |
| Bladder Status (use only for bladder training) | ---                          | Continent -RM        | ---               | ---                   | ---                    |
| <b>Provider Notification</b>                   |                              |                      |                   |                       |                        |
| Reason for Communication                       | Critical lab value -RM       | ---                  | ---               | ---                   | Critical lab value -RM |
| Lab Value                                      | inr 3.06 -RM                 | ---                  | ---               | ---                   | trop 0.05 -RM          |



WS Kennestone Hospital  
677 Church Street  
Marietta GA 30060-1101  
Inpatient Record

Maurice, Eugene George  
MRN: 561253820, DOB: 1/2/1949, Sex: M  
Adm: 6/17/2018, D/C: 6/21/2018

**Flowsheets (all recorded) (continued)**

**Assessment (continued)**

| Row Name                | 06/18/18 0600            | 06/18/18 0500 | 06/18/18 0445 | 06/18/18 0400 | 06/18/18 0339   |
|-------------------------|--------------------------|---------------|---------------|---------------|---|
| RBAC?                   | Yes -RM                  | ---           | ---           | ---           | Yes -RM   |
| Notification Time       | 0602 -RM                 | ---           | ---           | ---           | 0338 -RM  |
| Provider Name           | Kingsley Agbeyebe -RM    | ---           | ---           | ---           | Andrew Goodner -RM  |
| Provider Role           | Hospitalist -RM          | ---           | ---           | ---           | PA -RM  |
| Method of Communication | Perfect Serve -RM        | ---           | ---           | ---           | Perfect Serve -RM   |
| Response                | Waiting for response -RM | ---           | ---           | ---           | Waiting for response<br>Hospitalist called to request I advise CVM. -RM |

**Charting Type**

|               |                  |     |     |                  |     |
|---------------|------------------|-----|-----|------------------|-----|
| Charting Type | Reassessment -RM | --- | --- | Reassessment -RM | --- |
|---------------|------------------|-----|-----|------------------|-----|

**Current Legal Status**

|                      |         |     |     |         |     |
|----------------------|---------|-----|-----|---------|-----|
| Current Legal Status | Vol -RM | --- | --- | Vol -RM | --- |
|----------------------|---------|-----|-----|---------|-----|

| Row Name | 06/18/18 0334 | 06/18/18 0300 | 06/18/18 0200 | 06/18/18 0100 | 06/18/18 0000 |
|----------|---------------|---------------|---------------|---------------|---------------|
|----------|---------------|---------------|---------------|---------------|---------------|

**Neurological**

|                        |     |     |     |     |           |
|------------------------|-----|-----|-----|-----|-----------|
| Level of Consciousness | --- | --- | --- | --- | Alert -RM |
|------------------------|-----|-----|-----|-----|-----------|

**Swallow Screening**

|   |     |     |     |     |  |
|---|-----|-----|-----|-----|--|
| Patient Alert   | --- | --- | --- | --- | Yes -RM                                      |
| Continue Screen?  | --- | --- | --- | --- | If yes-continue screen -RM                   |
| Dx Aspiration PNA   | --- | --- | --- | --- | No -RM                                       |
| Continue Screen?  | --- | --- | --- | --- | If no-continue screen -RM                    |
| Pt Drooling?  | --- | --- | --- | --- | No -RM                                       |
| Continue Screen? (If screening to continue, give 1 Tsp of water)          | --- | --- | --- | --- | If no-continue screen -RM                    |
| Any Cough?  | --- | --- | --- | --- | No -RM                                       |
| Voice gurgle/wet?   | --- | --- | --- | --- | No -RM                                       |
| Continue Screen? (If screening to continue, provide sips of cup of water) | --- | --- | --- | --- | If no to above questions-continue screen -RM |
| Any Cough?  | --- | --- | --- | --- | No -RM                                       |
| Voice gurgle/wet?   | --- | --- | --- | --- | No -RM                                       |
| Continue Screen?  | --- | --- | --- | --- | If no to above questions-continue screen -RM |
| Did Patient Pass Swallow Screen?  | --- | --- | --- | --- | Yes-passed screen -RM                        |

**HEENT**

|             |     |     |     |     |         |
|-------------|-----|-----|-----|-----|---------|
| HEENT (WDL) | --- | --- | --- | --- | WDL -RM |
|-------------|-----|-----|-----|-----|---------|

**Eye Blink Rate**

|        |     |     |     |     |   |
|--------|-----|-----|-----|-----|---|
| R. Eye | --- | --- | --- | --- | Blink Rate >6/min or 1 every 10 seconds -RM |
| L. Eye | --- | --- | --- | --- | Blink Rate >6/min or 1 every 10 seconds -RM |

**Respiratory**

|                     |     |     |     |     |                                 |
|---------------------|-----|-----|-----|-----|---------------------------------|
| Respiratory Pattern | --- | --- | --- | --- | Regular -RM                     |
| Chest Assessment    | --- | --- | --- | --- | Chest expansion symmetrical -RM |
| R Breath Sounds     | --- | --- | --- | --- | Diminished -RM                  |
| L Breath Sounds     | --- | --- | --- | --- | Diminished -RM                  |
| Ventilator Patient  | --- | --- | --- | --- | No -RM                          |
| Cough               | --- | --- | --- | --- | Strong;Loose -RM                |

**Respiratory Interventions**

|                           |     |     |     |     |   |
|---------------------------|-----|-----|-----|-----|---|
| Respiratory Interventions | --- | --- | --- | --- | Cough and deep breathe;Incentive spirometry -RM |
|---------------------------|-----|-----|-----|-----|---|

**Cough and Deep Breathe**

|                        |     |     |     |     |         |
|------------------------|-----|-----|-----|-----|---------|
| Cough and Deep Breathe | --- | --- | --- | --- | Yes -RM |
|------------------------|-----|-----|-----|-----|---------|



WS Kennestone Hospital  
677 Church Street  
Marietta GA 30060-1101  
Inpatient Record

Maurice, Eugene George  
MRN: 561253820, DOB: 1/2/1949, Sex: M  
Adm: 6/17/2018, D/C: 6/21/2018

Flowsheets (all recorded) (continued)

Assessment (continued)

| Row Name  | 06/18/18 0334 | 06/18/18 0300     | 06/18/18 0200         | 06/18/18 0100     | 06/18/18 0000                     |
|---|---------------|-------------------|-----------------------|-------------------|-----------------------------------|
| <b>Oxygen Therapy</b>                           |               |                   |                       |                   |                                   |
| SpO2  | ---           | 92 % -RM          | (I) 87 % -RM          | (I) 88 % -RM      | 92 % -RM                          |
| O2 Device                                       | ---           | Nasal cannula -RM | Nasal cannula -RM     | Nasal cannula -RM | Nasal cannula -RM                 |
| O2 Flow Rate (L/min)                            | ---           | 5 L/min -RM       | 5 L/min -RM           | ---               | ---                               |
| Pulse Oximetry Type                             | ---           | Continuous -RM    | Continuous -RM        | Continuous -RM    | Continuous -RM                    |
| SpO2 Alarm Limit High                           | ---           | 100 -RM           | 100 -RM               | 100 -RM           | 100 -RM                           |
| SpO2 Alarm Limit Low                            | ---           | 90 -RM            | 90 -RM                | 90 -RM            | 90 -RM                            |
| POX Probe Site Changed                          | ---           | No -RM            | No -RM                | No -RM            | Yes -RM                           |
| <b>Incentive Spirometer</b>                     |               |                   |                       |                   |                                   |
| Is pt using incentive spirometer?               | ---           | ---               | Yes (independent) -RM | ---               | Yes (independent) -RM             |
| <b>Incentive Spirometry Tx</b>                  |               |                   |                       |                   |                                   |
| Respiratory Effort                              | ---           | ---               | ---                   | ---               | Good -RM                          |
| Treatment Tolerance                             | ---           | ---               | ---                   | ---               | Tolerated well -RM                |
| Incentive Spirometry Goal (mL)                  | ---           | ---               | ---                   | ---               | 1500 mL -RM                       |
| Incentive Spirometry Achieved X 10 efforts (mL) | ---           | ---               | ---                   | ---               | 1500-2000 mL -RM                  |
| <b>Cardiac</b>                                  |               |                   |                       |                   |                                   |
| Heart Sounds                                    | ---           | ---               | ---                   | ---               | S1, S2 -RM                        |
| Cardiac Symptoms                                | ---           | ---               | ---                   | ---               | None -RM                          |
| <b>Cardiac</b>                                  |               |                   |                       |                   |                                   |
| Cardiac Regularity                              | ---           | ---               | ---                   | ---               | Irregular -RM                     |
| Bedside Cardiac Monitor On                      | ---           | ---               | ---                   | ---               | Yes -RM                           |
| Bedside Cardiac Audible                         | ---           | ---               | ---                   | ---               | Yes -RM                           |
| Bedside Cardiac Alarms Set                      | ---           | ---               | ---                   | ---               | Yes -RM                           |
| Telemetry Monitor On                            | ---           | ---               | No -RM                | ---               | No -RM                            |
| <b>Peripheral Vascular</b>                      |               |                   |                       |                   |                                   |
| RUE Capillary Refill                            | ---           | ---               | ---                   | ---               | Less than/equal to 3 seconds -RM  |
| LUE Capillary Refill                            | ---           | ---               | ---                   | ---               | Less than/equal to 3 seconds -RM  |
| RLE Capillary Refill                            | ---           | ---               | ---                   | ---               | Less than/equal to 3 seconds -RM  |
| LLE Capillary Refill                            | ---           | ---               | ---                   | ---               | Less than/equal to 3 seconds -RM  |
| <b>RUE Neurovascular Assessment</b>             |               |                   |                       |                   |                                   |
| RUE Color                                       | ---           | ---               | ---                   | ---               | Appropriate for ethnicity -RM     |
| RUE Temperature/Moisture                        | ---           | ---               | ---                   | ---               | Warm;Dry -RM                      |
| RUE Sensation                                   | ---           | ---               | ---                   | ---               | Present -RM                       |
| R Radial Pulse                                  | ---           | ---               | ---                   | ---               | +2 -RM                            |
| <b>LUE Neurovascular Assessment</b>             |               |                   |                       |                   |                                   |
| LUE Color                                       | ---           | ---               | ---                   | ---               | Appropriate for ethnicity -RM     |
| LUE Temperature/Moisture                        | ---           | ---               | ---                   | ---               | Warm;Dry -RM                      |
| LUE Sensation                                   | ---           | ---               | ---                   | ---               | Present -RM                       |
| L Radial Pulse                                  | ---           | ---               | ---                   | ---               | +2 -RM                            |
| <b>RLE Neurovascular Assessment</b>             |               |                   |                       |                   |                                   |
| RLE Color                                       | ---           | ---               | ---                   | ---               | Appropriate for ethnicity -RM     |
| RLE Temperature/Moisture                        | ---           | ---               | ---                   | ---               | Warm;Dry -RM                      |
| RLE Sensation                                   | ---           | ---               | ---                   | ---               | Present -RM                       |
| R Pedal Pulse                                   | ---           | ---               | ---                   | ---               | +1 -RM                            |
| RLE DVT Prophylaxis                             | ---           | ---               | ---                   | ---               | Sequential compression device -RM |





WS Kennestone Hospital  
677 Church Street  
Marietta GA 30060-1101  
Inpatient Record

Maurice, Eugene George  
MRN: 561253820, DOB: 1/2/1949, Sex: M  
Adm: 6/17/2018, D/C: 6/21/2018

**Flowsheets (all recorded) (continued)**

**Assessment (continued)**

| Row Name                                       | 06/18/18 0334          | 06/18/18 0300 | 06/18/18 0200 | 06/18/18 0100 | 06/18/18 0000                     |
|--|------------------------|---------------|---------------|---------------|-----------------------------------|
| <b>LLE Neurovascular Assessment</b>            |                        |               |               |               |                                   |
| LLE Color                                      | ---                    | ---           | ---           | ---           | Appropriate for ethnicity -RM     |
| LLE Temperature/Moisture                       | ---                    | ---           | ---           | ---           | Warm;Dry -RM                      |
| LLE Sensation                                  | ---                    | ---           | ---           | ---           | Present -RM                       |
| L Pedal Pulse                                  | ---                    | ---           | ---           | ---           | +1 -RM                            |
| LLE DVT Prophylaxis                            | ---                    | ---           | ---           | ---           | Sequential compression device -RM |
| <b>Integumentary</b>                           |                        |               |               |               |                                   |
| Integumentary (WDL)                            | ---                    | ---           | ---           | ---           | WDL -RM                           |
| Skin Color                                     | ---                    | ---           | ---           | ---           | Appropriate for ethnicity -RM     |
| <b>Braden Scale</b>                            |                        |               |               |               |                                   |
| Sensory Perceptions                            | ---                    | ---           | ---           | ---           | 4 -RM                             |
| Moisture                                       | ---                    | ---           | ---           | ---           | 4 -RM                             |
| Activity                                       | ---                    | ---           | ---           | ---           | 3 -RM                             |
| Mobility                                       | ---                    | ---           | ---           | ---           | 4 -RM                             |
| Nutrition                                      | ---                    | ---           | ---           | ---           | 3 -RM                             |
| Friction and Shear                             | ---                    | ---           | ---           | ---           | 3 -RM                             |
| Braden Scale Score                             | ---                    | ---           | ---           | ---           | 21 -RM                            |
| <b>Musculoskeletal</b>                         |                        |               |               |               |                                   |
| Musculoskeletal (WDL)                          | ---                    | ---           | ---           | ---           | WDL -RM                           |
| <b>Hester Davis Fall Risk Assessment</b>       |                        |               |               |               |                                   |
| Last Known Fall                                | ---                    | ---           | ---           | ---           | 0 -RM                             |
| Mobility                                       | ---                    | ---           | ---           | ---           | 1 -RM                             |
| Medications                                    | ---                    | ---           | ---           | ---           | 3 -RM                             |
| Mental Status/LOC/Awareness                    | ---                    | ---           | ---           | ---           | 0 -RM                             |
| Toileting Needs                                | ---                    | ---           | ---           | ---           | 0 -RM                             |
| Volume/Electrolyte Status                      | ---                    | ---           | ---           | ---           | 2 -RM                             |
| Communication/Sensory                          | ---                    | ---           | ---           | ---           | 1 -RM                             |
| Behavior                                       | ---                    | ---           | ---           | ---           | 0 -RM                             |
| Hester Davis Fall Risk Total                   | ---                    | ---           | ---           | ---           | 10 -RM                            |
| <b>Get-Up-And-Go Test</b>                      |                        |               |               |               |                                   |
| Get-Up-And-Go Test: "Rising from Chair"        | ---                    | ---           | ---           | ---           | 1 -RM                             |
| <b>Stool Assessment</b>                        |                        |               |               |               |                                   |
| Bowel Incontinence                             | ---                    | ---           | ---           | ---           | No -RM                            |
| Stool Appearance                               | ---                    | ---           | ---           | ---           | Unable to assess -RM              |
| Stool Color                                    | ---                    | ---           | ---           | ---           | Unable to assess -RM              |
| Stool Amount                                   | ---                    | ---           | ---           | ---           | Unable to assess -RM              |
| <b>Emesis Assessment</b>                       |                        |               |               |               |                                   |
| Emesis Appearance                              | ---                    | ---           | ---           | ---           | na -RM                            |
| <b>Urine Assessment</b>                        |                        |               |               |               |                                   |
| Bladder Status (use only for bladder training) | ---                    | ---           | ---           | ---           | Continent -RM                     |
| <b>Psychosocial</b>                            |                        |               |               |               |                                   |
| Psychosocial (WDL)                             | ---                    | ---           | ---           | ---           | WDL -RM                           |
| Needs Expressed                                | ---                    | ---           | ---           | ---           | Physical;Emotional -RM            |
| <b>Provider Notification</b>                   |                        |               |               |               |                                   |
| Reason for Communication                       | Critical lab value -RM | ---           | ---           | ---           | ---                               |
| Lab Value                                      | trop 0.05 -RM          | ---           | ---           | ---           | ---                               |
| RBAC?  | Yes -RM                | ---           | ---           | ---           | ---                               |
| Notification Time                              | 0334 -RM               | ---           | ---           | ---           | ---                               |
| Provider Name                                  | Joy -RM                | ---           | ---           | ---           | ---                               |



WS Kennestone Hospital  
 677 Church Street  
 Marietta GA 30060-1101  
 Inpatient Record

Maurice, Eugene George  
 MRN: 561253820, DOB: 1/2/1949, Sex: M  
 Adm: 6/17/2018, D/C: 6/21/2018

**Flowsheets (all recorded) (continued)**

**Assessment (continued)**

| Row Name                    | 06/18/18 0334            | 06/18/18 0300 | 06/18/18 0200    | 06/18/18 0100 | 06/18/18 0000                          |
|-----------------------------|--------------------------|---------------|------------------|---------------|--|
| Provider Role               | NP -RM                   | ---           | ---              | ---           | ---                                    |
| Method of Communication     | Perfect Serve -RM        | ---           | ---              | ---           | ---                                    |
| Response                    | Waiting for response -RM | ---           | ---              | ---           | ---                                    |
| <b>Charting Type</b>        |                          |               |                  |               |  |
| Charting Type               | ---                      | ---           | Reassessment -RM | ---           | Admission -RM                          |
| <b>Current Legal Status</b> |                          |               |                  |               |  |
| Current Legal Status        | ---                      | ---           | Vol -RM          | ---           | Vol -RM                                |
| <b>Cardiac</b>              |                          |               |                  |               |  |
| Cardiac Rhythm              | ---                      | ---           | ---              | ---           | Sinus bradycardia -RM                  |
| Ectopy                      | ---                      | ---           | ---              | ---           | Premature ventricular contractions -RM |
| Ectopy Frequency            | ---                      | ---           | ---              | ---           | Occasional -RM                         |



WS Kennestone Hospital  
 677 Church Street  
 Marietta GA 30060-1101  
 Inpatient Record

Maurice, Eugene George  
 MRN: 561253820, DOB: 1/2/1949, Sex: M  
 Adm: 6/17/2018, D/C: 6/21/2018

**Flowsheets (all recorded)**

**Assessment (continued)**

| Row Name                                       | 06/17/18 2300     | 06/17/18 2225                    | 06/17/18 2037 | 06/17/18 1823       | 06/17/18 1738       |
|--|-------------------|----------------------------------|---------------|---------------------|---------------------|
| <b>tPA Time out</b>                            |                   |                                  |               |                     |                     |
| Weight   | —                 | 103.4 kg (227 lb 15.3 oz)<br>-AF | —             | —                   | —                   |
| <b>Oxygen Therapy</b>                          |                   |                                  |               |                     |                     |
| SpO2   | 90 % -RM          | 92 % -AF                         | 100 % -BR     | 100 % -BR           | 100 % -BR           |
| O2 Device                                      | Nasal cannula -RM | Nasal cannula -AF                | —             | None (Room air) -BR | None (Room air) -BR |
| O2 Flow Rate (L/min)                           | —                 | 2 L/min -AF                      | —             | —                   | —                   |
| Pulse Oximetry Type                            | Continuous -RM    | Continuous -RM                   | —             | —                   | —                   |
| SpO2 Alarm Limit High                          | 100 -RM           | 100 -RM                          | —             | —                   | —                   |
| SpO2 Alarm Limit Low                           | 90 -RM            | 90 -RM                           | —             | —                   | —                   |
| POX Probe Site                                 | No -RM            | No -RM                           | —             | —                   | —                   |
| Changed  | —                 | —                                | —             | —                   | —                   |
| <b>Stool Assessment</b>                        |                   |                                  |               |                     |                     |
| Bowel Incontinence                             | —                 | No -RM                           | —             | —                   | —                   |
| Stool Appearance                               | —                 | Unable to assess -RM             | —             | —                   | —                   |
| Stool Color                                    | —                 | Unable to assess -RM             | —             | —                   | —                   |
| Stool Amount                                   | —                 | Unable to assess -RM             | —             | —                   | —                   |
| <b>Emesis Assessment</b>                       |                   |                                  |               |                     |                     |
| Emesis Appearance                              | —                 | — na -RM                         | —             | —                   | —                   |
| <b>Urine Assessment</b>                        |                   |                                  |               |                     |                     |
| Bladder Status (use only for bladder training) | —                 | Continent -RM                    | —             | —                   | —                   |

| Row Name  | 06/17/18 1708       | 06/17/18 1610 | 06/17/18 1540                                | 06/17/18 1538                   | 06/17/18 1535        |
|---|---------------------|---------------|--|---------------------------------|----------------------|
| <b>Neurological</b>   |                     |               |  |                                 |                      |
| Level of Consciousness  | —                   | —             | —  | Alert -RG                       | —                    |
| <b>tPA Time out</b>   |                     |               |  |                                 |                      |
| Weight  | —                   | —             | —  | —                               | 95.3 kg (210 lb) -RG |
| <b>Swallow Screening</b>  |                     |               |  |                                 |                      |
| Patient Alert   | —                   | —             | Yes -RG                                      | —                               | —                    |
| Continue Screen?  | —                   | —             | If yes-continue screen -RG                   | —                               | —                    |
| Dx Aspiration PNA   | —                   | —             | No -RG                                       | —                               | —                    |
| Continue Screen?  | —                   | —             | If no-continue screen -RG                    | —                               | —                    |
| Pt Drooling?  | —                   | —             | No -RG                                       | —                               | —                    |
| Continue Screen? (If screening to continue, give 1 Tsp of water)          | —                   | —             | If no-continue screen -RG                    | —                               | —                    |
| Any Cough?  | —                   | —             | No -RG                                       | —                               | —                    |
| Voice gurgle/wet?   | —                   | —             | No -RG                                       | —                               | —                    |
| Continue Screen? (If screening to continue, provide sips of cup of water) | —                   | —             | If no to above questions-continue screen -RG | —                               | —                    |
| Any Cough?  | —                   | —             | No -RG                                       | —                               | —                    |
| Voice gurgle/wet?   | —                   | —             | No -RG                                       | —                               | —                    |
| Continue Screen?  | —                   | —             | If no to above questions-continue screen -RG | —                               | —                    |
| Did Patient Pass Swallow Screen?  | —                   | —             | Yes-passed screen -RG                        | —                               | —                    |
| <b>Respiratory</b>  |                     |               |  |                                 |                      |
| Respiratory Pattern   | —                   | —             | —  | Labored -RG                     | —                    |
| Chest Assessment  | —                   | —             | —  | Chest expansion symmetrical -RG | —                    |
| Bilateral Breath Sounds   | —                   | —             | —  | Diminished -RG                  | —                    |
| <b>Oxygen Therapy</b>   |                     |               |  |                                 |                      |
| SpO2  | 100 % -BR           | —             | —  | —                               | —                    |
| O2 Device   | None (Room air) -BR | —             | —  | None (Room air) -RG             | —                    |
| <b>Cardiac</b>  |                     |               |  |                                 |                      |



WS Kennestone Hospital  
677 Church Street  
Marietta GA 30060-1101  
Inpatient Record

Maurice, Eugene George  
MRN: 561253820, DOB: 1/2/1949, Sex: M  
Adm: 6/17/2018, D/C: 6/21/2018

**Flowsheets (all recorded) (continued)**

**Assessment (continued) (continued)**

| Row Name                     | 06/17/18 1708 | 06/17/18 1610           | 06/17/18 1540 | 06/17/18 1538         | 06/17/18 1535 |
|------------------------------|---------------|-------------------------|---------------|-----------------------|---------------|
| Cardiac Regularity           | ---           | ---                     | ---           | Regular -RG           | ---           |
| Telemetry Monitor On         | ---           | ---                     | ---           | Yes -RG               | ---           |
| Telemetry Box Number         | ---           | ---                     | ---           | 5175 -RG              | ---           |
| <b>Peripheral Vascular</b>   |               |                         |               |                       |               |
| RLE Edema                    | ---           | ---                     | ---           | +2 -RG                | ---           |
| LLE Edema                    | ---           | ---                     | ---           | +2 -RG                | ---           |
| <b>Integumentary</b>         |               |                         |               |                       |               |
| Skin Color                   | ---           | ---                     | ---           | Pale -RG              | ---           |
| <b>Psychosocial</b>          |               |                         |               |                       |               |
| Needs Expressed              | ---           | ---                     | ---           | Denies -RG            | ---           |
| <b>Provider Notification</b> |               |                         |               |                       |               |
| Reason for Communication     | ---           | Critical lab value -KW  | ---           | ---                   | ---           |
| Lab Value                    | ---           | H&H 5.6/19 -KW          | ---           | ---                   | ---           |
| RBAC?                        | ---           | Yes -KW                 | ---           | ---                   | ---           |
| Notification Time            | ---           | 1611 -KW                | ---           | ---                   | ---           |
| Provider Name                | ---           | DR. KRUG -KW            | ---           | ---                   | ---           |
| Provider Role                | ---           | Attending physician -KW | ---           | ---                   | ---           |
| Method of Communication      | ---           | Face to face -KW        | ---           | ---                   | ---           |
| Response                     | ---           | In department -KW       | ---           | ---                   | ---           |
| <b>Cardiac</b>               |               |                         |               |                       |               |
| Cardiac Rhythm               | ---           | ---                     | ---           | Sinus bradycardia -RG | ---           |

| Row Name              | 06/17/18 1532 | 06/17/18 1502       | 06/17/18 1437 |
|-----------------------|---------------|---------------------|---------------|
| <b>Oxygen Therapy</b> |               |                     |               |
| SpO2                  | ---           | 100 % -RG           | 98 % -NS      |
| O2 Device             | ---           | None (Room air) -RG | ---           |
| Pulse Oximetry Type   | ---           | Continuous -RG      | ---           |

**[REMOVED] Anesthesia Airway Nasal Cannula**

AN Airway Properties Placement Date: 06/12/18 -AH Placement Time: 1253 -AH Airway Device: Nasal Cannula -AH Removal Date: 06/17/18 -RG, N/E

**[REMOVED] Urethral Catheter 16 Fr**

Urethral Catheter Properties Placement Date: 01/16/18 -RD Placement Time: 2140 -RD Inserted by: Denmark, RN -RD Present on arrival to hospital?: No -RD Patient location at time of placement:: ER -RD Catheter Indicator: Acute urinary retention -RD Tube Size (Fr.): 16 Fr -RD Catheter Balloon Size: 10 mL -RD Catheter Secured: Yes -RD Urine Returned: Yes -RD Removal Date: 06/17/18 -RG, N/E

**Provider Notification**

|                          |                                |     |     |
|--------------------------|--------------------------------|-----|-----|
| Reason for Communication | Critical lab value -RG         | --- | --- |
| Lab Value                | POC TROP 0.09 AND BNP 2307 -RG | --- | --- |
| RBAC?                    | Yes -RG                        | --- | --- |
| Notification Time        | 1532 -RG                       | --- | --- |
| Provider Name            | DR.KRUG -RG                    | --- | --- |
| Provider Role            | Attending physician -RG        | --- | --- |
| Method of Communication  | Face to face -RG               | --- | --- |
| Response                 | See orders -RG                 | --- | --- |





WS Kennestone Hospital  
677 Church Street  
Marietta GA 30060-1101  
Inpatient Record

Maurice, Eugene George  
MRN: 561253820, DOB: 1/2/1949, Sex: M  
Adm: 6/17/2018, D/C: 6/21/2018

Flowsheets (all recorded)

CCP Vitals, Intake and Output

| Row Name                 | 06/21/18 11:36:09                | 06/21/18 1000 | 06/21/18 0830       | 06/21/18 07:35:36              | 06/21/18 04:07:21              |
|--------------------------|----------------------------------|---------------|---------------------|--------------------------------|--------------------------------|
| <b>Vitals</b>            |                                  |               |                     |                                |                                |
| Temp                     | 98.5 °F (36.9 °C) -DI (r) CI (t) | —             | —                   | 98 °F (36.7 °C) -DI (r) CI (t) | 98 °F (36.7 °C) -DI (r) TW (t) |
| Temp src                 | Oral -CI                         | —             | —                   | Oral -CI                       | Oral -TW                       |
| Pulse                    | 60 -DI (r) CI (t)                | —             | —                   | 62 -DI (r) CI (t)              | 63 -DI (r) TW (t)              |
| Heart Rate Source        | Monitor -CI                      | —             | —                   | Monitor -CI                    | Monitor -TW                    |
| Resp                     | 18 -CI                           | —             | —                   | 18 -CI                         | 18 -DI (r) TW (t)              |
| Respiration Source       | visual -CI                       | —             | —                   | visual -CI                     | visual -TW                     |
| BP                       | 123/59 -DI (r) CI (t)            | —             | —                   | 137/64 -DI (r) CI (t)          | 121/58 -DI (r) TW (t)          |
| BP Location              | Right arm -CI                    | —             | —                   | Right arm -CI                  | Right arm -TW                  |
| BP Method                | Portable -CI                     | —             | —                   | Portable -CI                   | Portable -TW                   |
| Patient Position         | Supine -CI                       | —             | —                   | Supine -CI                     | Supine -TW                     |
| SpO2                     | 96 % -DI (r) CI (t)              | —             | —                   | 95 % -DI (r) CI (t)            | 93 % -DI (r) TW (t)            |
| O2 Device                | None (Room air) -CI              | —             | None (Room air) -AM | None (Room air) -CI            | None (Room air) -TW            |
| <b>Intake (mL)</b>       |                                  |               |                     |                                |                                |
| P.O.                     | —                                | 240 mL -JK    | —                   | —                              | 0 mL -TW                       |
| Percent Meals Eaten (%)  | —                                | 100 % -JK     | —                   | —                              | 0 % -TW                        |
| Snacks Eaten (%)         | —                                | —             | —                   | —                              | 0 -TW                          |
| Supplement Consumed (%)  | —                                | —             | —                   | —                              | 0 -TW                          |
| <b>Unmeasured Output</b> |                                  |               |                     |                                |                                |
| Urine Occurrence         | —                                | —             | —                   | —                              | 1 -TW                          |
| Stool Occurrence         | —                                | —             | —                   | —                              | 0 -TW                          |
| Emesis Occurrence        | —                                | —             | —                   | —                              | 0 -TW                          |
| <b>Stool Appearance</b>  |                                  |               |                     |                                |                                |
| Stool Appearance         | —                                | —             | —                   | —                              | Unable to assess -TW           |

| Row Name                 | 06/20/18 23:57:07                | 06/20/18 2133       | 06/20/18 2000        | 06/20/18 19:43:22                | 06/20/18 15:50:04                |
|--------------------------|----------------------------------|---------------------|----------------------|----------------------------------|----------------------------------|
| <b>Vitals</b>            |                                  |                     |                      |                                  |                                  |
| Temp                     | 98.4 °F (36.9 °C) -DI (r) TW (t) | —                   | —                    | 98.2 °F (36.8 °C) -DI (r) TW (t) | 98.3 °F (36.8 °C) -DI (r) LF (t) |
| Temp src                 | Oral -TW                         | —                   | —                    | Oral -TW                         | —                                |
| Pulse                    | 109 -DI (r) TW (t)               | —                   | —                    | 66 -DI (r) TW (t)                | 62 -DI (r) LF (t)                |
| Heart Rate Source        | Monitor -TW                      | —                   | —                    | Monitor -TW                      | —                                |
| Resp                     | 16 -DI (r) TW (t)                | —                   | —                    | 16 -DI (r) TW (t)                | 17 -DI (r) LF (t)                |
| Respiration Source       | visual -TW                       | —                   | —                    | visual -TW                       | —                                |
| BP                       | 124/53 -DI (r) TW (t)            | —                   | —                    | 113/55 -DI (r) TW (t)            | 154/80 -DI (r) LF (t)            |
| BP Location              | Right arm -TW                    | —                   | —                    | Right arm -TW                    | —                                |
| BP Method                | Portable -TW                     | —                   | —                    | Portable -TW                     | —                                |
| Patient Position         | Supine -TW                       | —                   | —                    | Supine -TW                       | —                                |
| SpO2                     | 93 % -DI (r) TW (t)              | —                   | —                    | 93 % -DI (r) TW (t)              | (l) 89 % -DI (r) LF (t)          |
| O2 Device                | None (Room air) -TW              | None (Room air) -TS | —                    | None (Room air) -TW              | —                                |
| <b>Intake (mL)</b>       |                                  |                     |                      |                                  |                                  |
| P.O.                     | 0 mL -TW                         | —                   | —                    | 0 mL -TW                         | —                                |
| Percent Meals Eaten (%)  | 0 % -TW                          | —                   | —                    | 0 % -TW                          | —                                |
| Snacks Eaten (%)         | 0 -TW                            | —                   | —                    | 0 -TW                            | —                                |
| Supplement Consumed (%)  | 0 -TW                            | —                   | —                    | 0 -TW                            | —                                |
| <b>Unmeasured Output</b> |                                  |                     |                      |                                  |                                  |
| Urine Occurrence         | 1 -TW                            | —                   | 1 -TW                | 0 -TW                            | —                                |
| Stool Occurrence         | 0 -TW                            | —                   | 0 -TW                | 0 -TW                            | —                                |
| Emesis Occurrence        | 0 -TW                            | —                   | 0 -TW                | 0 -TW                            | —                                |
| <b>Stool Appearance</b>  |                                  |                     |                      |                                  |                                  |
| Stool Appearance         | Unable to assess -TW             | —                   | Unable to assess -TW | Unable to assess -TW             | —                                |

| Row Name      | 06/20/18 1458 | 06/20/18 14:02:02                | 06/20/18 1000 | 06/20/18 0909  | 06/20/18 0900  |
|---------------|---------------|----------------------------------|---------------|----------------|----------------|
| <b>Vitals</b> |               |                                  |               |                |                |
| Temp          | —             | 98.2 °F (36.8 °C) -DI (r) LF (t) | —             | —              | —              |
| Pulse         | —             | 61 -DI (r) LF (t)                | 61 -DG        | 59 -DG         | 60 -DG         |
| Resp          | —             | —                                | 18 -DG        | —              | 17 -DG         |
| BP            | —             | 104/66 -DI (r) LF (t)            | 122/54 -DG    | (l) 122/49 -DG | (l) 122/49 -DG |



WS Kennestone Hospital  
677 Church Street  
Marietta GA 30060-1101  
Inpatient Record

Maurice, Eugene George  
MRN: 561253820, DOB: 1/2/1949, Sex: M  
Adm: 6/17/2018, D/C: 6/21/2018

Flowsheets (all recorded) (continued)

CCP Vitals, Intake and Output (continued)

| Row Name         | 06/20/18 1458        | 06/20/18 14:02:02   | 06/20/18 1000 | 06/20/18 0909 | 06/20/18 0900 |
|------------------|----------------------|---------------------|---------------|---------------|---------------|
| MAP (mmHg)       | ---                  | ---                 | 71 mm Hg -DG  | ---           | 68 mm Hg -DG  |
| SpO2             | ---                  | 92 % -DI (r) LF (l) | (l) 88 % -DG  | ---           | (l) 87 % -DG  |
| O2 Device        | None (Room air) -MS  | ---                 | ---           | ---           | ---           |
| Stool Appearance |                      |                     |               |               |               |
| Stool Appearance | Unable to assess -MS | ---                 | ---           | ---           | ---           |

| Row Name   | 06/20/18 0800       | 06/20/18 0730         | 06/20/18 0600 | 06/20/18 0500 | 06/20/18 0400       |
|------------|---------------------|-----------------------|---------------|---------------|---------------------|
| Vitals     |                     |                       |               |               |                     |
| Temp       | ---                 | 98.3 °F (36.8 °C) -HT | ---           | ---           | 98 °F (36.7 °C) -JP |
| Temp src   | ---                 | Oral -HT              | ---           | ---           | Oral -JP            |
| Pulse      | 58 -DG              | ---                   | 59 -EE        | 57 -EE        | 56 -EE              |
| Resp       | 18 -DG              | ---                   | 20 -EE        | 20 -EE        | 19 -EE              |
| BP         | 138/62 -DG          | ---                   | 129/57 -EE    | 130/50 -EE    | 119/51 -EE          |
| MAP (mmHg) | 81 mm Hg -DG        | ---                   | 74 mm Hg -EE  | 70 mm Hg -EE  | 67 mm Hg -EE        |
| SpO2       | (l) 88 % -DG        | ---                   | 93 % -EE      | 94 % -EE      | 94 % -EE            |
| O2 Device  | None (Room air) -DG | ---                   | ---           | ---           | ---                 |

| Row Name    | 06/20/18 0300 | 06/20/18 0200 | 06/20/18 0000 | 06/19/18 2300 | 06/19/18 2200 |
|-------------|---------------|---------------|---------------|---------------|---------------|
| Output (mL) |               |               |               |               |               |
| Urine       | ---           | 200 mL -HT    | ---           | 350 mL -EE    | ---           |

| Row Name   | 06/19/18 2100 | 06/19/18 2000  | 06/19/18 1900         | 06/19/18 1800 | 06/19/18 1700 |
|------------|---------------|----------------|-----------------------|---------------|---------------|
| Vitals     |               |                |                       |               |               |
| Temp       | ---           | ---            | 97.5 °F (36.4 °C) -JP | ---           | ---           |
| Temp src   | ---           | ---            | Axillary -JP          | ---           | ---           |
| Pulse      | 57 -EE        | 64 -EE         | 59 -EE                | 61 -EE        | 62 -EE        |
| Resp       | 21 -EE        | 16 -EE         | 22 -EE                | 21 -EE        | 22 -EE        |
| BP         | 122/58 -EE    | (l) 111/47 -EE | ---                   | 128/56 -EE    | 132/51 -EE    |
| MAP (mmHg) | 73 mm Hg -EE  | 62 mm Hg -EE   | ---                   | ---           | 73 mm Hg -EE  |
| SpO2       | 97 % -EE      | 91 % -EE       | 90 % -EE              | 97 % -EE      | 96 % -EE      |

| Row Name   | 06/19/18 2100 | 06/19/18 2000         | 06/19/18 1900 | 06/19/18 1800 | 06/19/18 1700 |
|------------|---------------|-----------------------|---------------|---------------|---------------|
| Vitals     |               |                       |               |               |               |
| Temp       | ---           | 98.4 °F (36.9 °C) -JP | ---           | ---           | ---           |
| Temp src   | ---           | Oral -JP              | ---           | ---           | ---           |
| Pulse      | 61 -EE        | 63 -EE                | 64 -EE        | 61 -JI        | 59 -JI        |
| Resp       | 16 -EE        | 21 -EE                | 19 -EE        | 25 -JI        | 21 -JI        |
| BP         | 130/60 -EE    | 135/58 -EE            | 133/61 -EE    | 128/56 -JI    | 132/52 -JI    |
| MAP (mmHg) | 77 mm Hg -EE  | 76 mm Hg -EE          | 77 mm Hg -EE  | 72 mm Hg -JI  | 73 mm Hg -JI  |
| SpO2       | 94 % -EE      | 94 % -EE              | 94 % -EE      | 92 % -JI      | 96 % -JI      |
| O2 Device  | ---           | Nasal cannula -EE     | ---           | ---           | ---           |

| Row Name    | 06/19/18 1644 | 06/19/18 1600 | 06/19/18 1500 | 06/19/18 1433 | 06/19/18 1430 |
|-------------|---------------|---------------|---------------|---------------|---------------|
| Output (mL) |               |               |               |               |               |
| Urine       | ---           | 400 mL -JP    | ---           | ---           | ---           |

| Row Name          | 06/19/18 1644 | 06/19/18 1600 | 06/19/18 1500 | 06/19/18 1433 | 06/19/18 1430 |
|-------------------|---------------|---------------|---------------|---------------|---------------|
| Unmeasured Output |               |               |               |               |               |
| Urine Occurrence  | ---           | 1 -EE         | ---           | ---           | ---           |

| Row Name         | 06/19/18 1644 | 06/19/18 1600        | 06/19/18 1500 | 06/19/18 1433 | 06/19/18 1430 |
|------------------|---------------|----------------------|---------------|---------------|---------------|
| Stool Appearance |               |                      |               |               |               |
| Stool Appearance | ---           | Unable to assess -EE | ---           | ---           | ---           |

| Row Name   | 06/19/18 1644         | 06/19/18 1600 | 06/19/18 1500 | 06/19/18 1433 | 06/19/18 1430     |
|------------|-----------------------|---------------|---------------|---------------|-------------------|
| Vitals     |                       |               |               |               |                   |
| Temp       | 97.9 °F (36.6 °C) -FT | ---           | ---           | ---           | ---               |
| Temp src   | Oral -FT              | ---           | ---           | ---           | ---               |
| Pulse      | ---                   | 58 -JI        | 56 -JI        | ---           | 57 -JI            |
| Resp       | ---                   | 20 -JI        | 22 -JI        | ---           | 19 -JI            |
| BP         | ---                   | 134/58 -JI    | 130/51 -JI    | ---           | 142/60 -JI        |
| MAP (mmHg) | ---                   | 76 mm Hg -JI  | 69 mm Hg -JI  | ---           | 82 mm Hg -JI      |
| SpO2       | ---                   | 95 % -JI      | 96 % -JI      | ---           | 96 % -JI          |
| O2 Device  | ---                   | ---           | ---           | ---           | Nasal cannula -JI |

| Row Name          | 06/19/18 1428 | 06/19/18 1335 | 06/19/18 1330 | 06/19/18 1325 | 06/19/18 1321 |
|-------------------|---------------|---------------|---------------|---------------|---------------|
| Unmeasured Output |               |               |               |               |               |
| Urine Occurrence  | ---           | ---           | ---           | 1 -JI         | ---           |

| Row Name | 06/19/18 1428         | 06/19/18 1335 | 06/19/18 1330 | 06/19/18 1325 | 06/19/18 1321 |
|----------|-----------------------|---------------|---------------|---------------|---------------|
| Vitals   |                       |               |               |               |               |
| Temp     | 97.7 °F (36.5 °C) -FT | ---           | ---           | ---           | ---           |
| Temp src | Oral -FT              | ---           | ---           | ---           | ---           |
| Pulse    | ---                   | 54 -LFA       | 54 -LFA       | 53 -LFA       | 53 -CR        |
| Resp     | ---                   | 22 -LFA       | 19 -LFA       | 21 -LFA       | 18 -CR        |



WS Kennestone Hospital  
677 Church Street  
Marietta GA 30060-1101  
Inpatient Record

Maurice, Eugene George  
MRN: 561253820, DOB: 1/2/1949, Sex: M  
Adm: 6/17/2018, D/C: 6/21/2018

Flowsheets (all recorded) (continued)

CCP Vitals, Intake and Output (continued)

| Row Name | 06/19/18 1428 | 06/19/18 1335 | 06/19/18 1330 | 06/19/18 1325  | 06/19/18 1321 |
|----------|---------------|---------------|---------------|----------------|---------------|
| BP       | ---           | 123/59 -LFA   | 128/55 -LFA   | (I) 95/46 -LFA | 110/53 -CR    |
| SpO2     | ---           | 100 % -LFA    | 97 % -LFA     | 92 % -LFA      | 93 % -CR      |
| Row Name | 06/19/18 1311 | 06/19/18 1311 | 06/19/18 1129 | 06/19/18 1114  | 06/19/18 1039 |

Vitals

|                   |     |     |     |                   |     |
|-------------------|-----|-----|-----|-------------------|-----|
| Pulse             | --- | --- | --- | 51 -PM            | --- |
| Heart Rate Source | --- | --- | --- | Monitor -PM       | --- |
| Resp              | --- | --- | --- | 13 -PM            | --- |
| BP                | --- | --- | --- | 123/54 -PM        | --- |
| Patient Position  | --- | --- | --- | Sitting -PM       | --- |
| SpO2              | --- | --- | --- | 98 % -PM          | --- |
| O2 Device         | --- | --- | --- | Nasal cannula -PM | --- |

sodium chloride 0.9% (NS) bolus 250 mL

|            |     |     |     |     |                |
|------------|-----|-----|-----|-----|----------------|
| Bolus Dose | --- | --- | --- | --- | *0 mL EGD. -JI |
|------------|-----|-----|-----|-----|----------------|

sodium chloride 0.9% (NS) infusion

|             |            |   |   |     |     |
|-------------|------------|---|---|-----|-----|
| Rate        | ---        | * There are multiple administrations at this time. Please see the MAR for detailed information. -CM | * There are multiple administrations at this time. Please see the MAR for detailed information. -PM | --- | --- |
| Volume (mL) | 200 mL -CM | ---   | ---   | --- | --- |

| Row Name | 06/19/18 1037 | 06/19/18 1031 | 06/19/18 1000 | 06/19/18 0900 | 06/19/18 0808 |
|----------|---------------|---------------|---------------|---------------|---------------|
|----------|---------------|---------------|---------------|---------------|---------------|

Vitals

|            |     |                     |                |                |                |
|------------|-----|---------------------|----------------|----------------|----------------|
| Pulse      | --- | ---                 | 50 -JI         | 51 -JI         | 55 -JI         |
| Resp       | --- | ---                 | 20 -JI         | 18 -JI         | ---            |
| BP         | --- | ---                 | (I) 124/49 -JI | (I) 119/44 -JI | (I) 126/47 -JI |
| MAP (mmHg) | --- | ---                 | 68 mm Hg -JI   | 62 mm Hg -JI   | ---            |
| SpO2       | --- | ---                 | 92 % -JI       | 95 % -JI       | ---            |
| O2 Device  | --- | None (Room air) -JI | ---            | ---            | ---            |

Output (mL)

|       |            |     |     |            |     |
|-------|------------|-----|-----|------------|-----|
| Urine | 300 mL -JI | --- | --- | 450 mL -DF | --- |
|-------|------------|-----|-----|------------|-----|

| Row Name | 06/19/18 0800 | 06/19/18 0700 | 06/19/18 0600 | 06/19/18 0500 | 06/19/18 0400 |
|----------|---------------|---------------|---------------|---------------|---------------|
|----------|---------------|---------------|---------------|---------------|---------------|

Vitals

|                   |                     |              |                  |                       |                       |
|-------------------|---------------------|--------------|------------------|-----------------------|-----------------------|
| Temp              | 98.6 °F (37 °C) -DF | ---          | ---              | ---                   | 98.2 °F (36.8 °C) -MJ |
| Temp src          | Oral -DF            | ---          | ---              | ---                   | ---                   |
| Pulse             | 56 -JI              | 63 -JI       | 52 -RM           | 53 -RM                | 55 -RM                |
| Heart Rate Source | ---                 | ---          | ---              | Monitor -RM           | Monitor -RM           |
| Resp              | 18 -JI              | 18 -JI       | 17 -RM           | 17 -RM                | 20 -RM                |
| BP                | (I) 126/47 -JI      | 143/52 -JI   | (I) 109/40 -RM   | (I) 124/49 -RM        | 127/55 -RM            |
| BP Location       | ---                 | ---          | ---              | Right arm -RM         | Right arm -RM         |
| BP Method         | ---                 | ---          | ---              | Non-invasive Cuff -RM | Non-invasive Cuff -RM |
| MAP (mmHg)        | 66 mm Hg -JI        | 76 mm Hg -JI | (I) 56 mm Hg -RM | 68 mm Hg -RM          | 73 mm Hg -RM          |
| Patient Position  | ---                 | ---          | ---              | Sitting -RM           | Supine -RM            |
| SpO2              | 97 % -JI            | 96 % -JI     | 94 % -RM         | 96 % -RM              | 98 % -RM              |
| O2 Device         | Nasal cannula -JI   | ---          | ---              | Nasal cannula -RM     | Nasal cannula -RM     |

Intake (mL)

|      |     |     |     |     |            |
|------|-----|-----|-----|-----|------------|
| P.O. | --- | --- | --- | --- | 250 mL -RM |
|------|-----|-----|-----|-----|------------|

Output (mL)

|       |     |     |     |            |     |
|-------|-----|-----|-----|------------|-----|
| Urine | --- | --- | --- | 250 mL -RM | --- |
|-------|-----|-----|-----|------------|-----|

Stool Appearance

|                  |     |     |     |     |                      |
|------------------|-----|-----|-----|-----|----------------------|
| Stool Appearance | --- | --- | --- | --- | Unable to assess -RM |
|------------------|-----|-----|-----|-----|----------------------|

| Row Name | 06/19/18 0300 | 06/19/18 0200 | 06/19/18 0100 | 06/19/18 0000 | 06/18/18 2300 |
|----------|---------------|---------------|---------------|---------------|---------------|
|----------|---------------|---------------|---------------|---------------|---------------|

Vitals

|                   |                       |                       |                       |                       |                       |
|-------------------|-----------------------|-----------------------|-----------------------|-----------------------|-----------------------|
| Temp              | ---                   | ---                   | ---                   | 98.1 °F (36.7 °C) -MJ | ---                   |
| Pulse             | 55 -RM                | 54 -RM                | 53 -RM                | 56 -RM                | 59 -RM                |
| Heart Rate Source | Monitor -RM           | Monitor -RM           | Monitor -RM           | Monitor -RM           | Monitor -RM           |
| Resp              | 16 -RM                | 19 -RM                | 19 -RM                | 21 -RM                | 20 -RM                |
| BP                | 120/59 -RM            | 113/50 -RM            | (I) 109/44 -RM        | (I) 123/43 -RM        | 127/59 -RM            |
| BP Location       | Right arm -RM         | Right arm -RM         | Right arm -RM         | Right arm -RM         | Right arm -RM         |
| BP Method         | Non-invasive Cuff -RM | Non-invasive Cuff -RM | Non-invasive Cuff -RM | Non-invasive Cuff -RM | Non-invasive Cuff -RM |
| MAP (mmHg)        | 73 mm Hg -RM          | 62 mm Hg -RM          | 61 mm Hg -RM          | 61 mm Hg -RM          | 75 mm Hg -RM          |
| Patient Position  | Lying right side -RM  | Lying right side -RM  | Lying left side -RM   | Lying left side -RM   | Lying left side -RM   |





WS Kennestone Hospital  
677 Church Street  
Marietta GA 30060-1101  
Inpatient Record

Maurice, Eugene George  
MRN: 561253820, DOB: 1/2/1949, Sex: M  
Adm: 6/17/2018, D/C: 6/21/2018

**Flowsheets (all recorded) (continued)**

**CCP Vitals, Intake and Output (continued)**

| Row Name                | 06/19/18 0300     | 06/19/18 0200        | 06/19/18 0100     | 06/19/18 0000        | 06/18/18 2300     |
|-------------------------|-------------------|----------------------|-------------------|----------------------|-------------------|
| SpO2                    | 92 % -RM          | 93 % -RM             | 92 % -RM          | 94 % -RM             | 97 % -RM          |
| O2 Device               | Nasal cannula -RM | Nasal cannula -RM    | Nasal cannula -RM | Nasal cannula -RM    | Nasal cannula -RM |
| <b>Output (mL)</b>      |                   |                      |                   |                      |                   |
| Urine                   | 300 mL -RM        | —                    | —                 | 200 mL -MJ           | —                 |
| <b>Stool Appearance</b> |                   |                      |                   |                      |                   |
| Stool Appearance        | —                 | Unable to assess -RM | —                 | Unable to assess -RM | —                 |

| Row Name                           | 06/18/18 2200         | 06/18/18 2100     | 06/18/18 2000         | 06/18/18 1900     | 06/18/18 1819     |
|------------------------------------|-----------------------|-------------------|-----------------------|-------------------|-------------------|
| <b>Vitals</b>                      |                       |                   |                       |                   |                   |
| Temp                               | —                     | —                 | 98.4 °F (36.9 °C) -MJ | —                 | —                 |
| Pulse                              | 55 -RM                | 56 -RM            | 56 -RM                | 56 -RM            | —                 |
| Heart Rate Source                  | Monitor -RM           | Monitor -RM       | Monitor -RM           | Monitor -RM       | —                 |
| Resp                               | 21 -RM                | 21 -RM            | 22 -RM                | 22 -RM            | —                 |
| BP Location                        | Right arm -RM         | —                 | —                     | —                 | —                 |
| BP Method                          | Non-invasive Cuff -RM | —                 | —                     | —                 | —                 |
| Patient Position                   | Supine -RM            | —                 | —                     | —                 | —                 |
| SpO2                               | 99 % -RM              | 99 % -RM          | 96 % -RM              | (I) 89 % -RM      | —                 |
| O2 Device                          | Nasal cannula -RM     | Nasal cannula -RM | Nasal cannula -RM     | Nasal cannula -RM | —                 |
| <b>Intake (mL)</b>                 |                       |                   |                       |                   |                   |
| Percent Meals Eaten (%)            | —                     | —                 | —                     | —                 | 100 % Dinner. -JI |
| <b>Unmeasured Output</b>           |                       |                   |                       |                   |                   |
| Urine Occurrence                   | —                     | —                 | 0 -RM                 | —                 | —                 |
| Stool Occurrence                   | —                     | —                 | 0 -RM                 | —                 | —                 |
| Emesis Occurrence                  | —                     | —                 | 0 -RM                 | —                 | —                 |
| <b>Stool Appearance</b>            |                       |                   |                       |                   |                   |
| Stool Appearance                   | Unable to assess -RM  | —                 | Unable to assess -RM  | —                 | —                 |
| sodium chloride 0.9% (NS) infusion |                       |                   |                       |                   |                   |
| Volume (mL)                        | —                     | —                 | 1400 mL -RM           | —                 | —                 |

| Row Name           | 06/18/18 1803 | 06/18/18 1800 | 06/18/18 1727         | 06/18/18 1600 | 06/18/18 1500 |
|--------------------|---------------|---------------|-----------------------|---------------|---------------|
| <b>Vitals</b>      |               |               |                       |               |               |
| Temp               | —             | —             | 98.1 °F (36.7 °C) -JD | —             | —             |
| Temp src           | —             | —             | Oral -JD              | —             | —             |
| Pulse              | —             | 56 -RM        | —                     | 52 -JI        | 54 -JI        |
| Resp               | —             | 20 -RM        | —                     | 20 -JI        | 18 -JI        |
| BP                 | —             | 132/60 -RM    | —                     | 142/57 -JI    | 151/56 -JI    |
| MAP (mmHg)         | —             | 75 mm Hg -RM  | —                     | 76 mm Hg -JI  | 79 mm Hg -JI  |
| SpO2               | —             | 94 % -RM      | —                     | (I) 87 % -JI  | 95 % -JI      |
| <b>Intake (mL)</b> |               |               |                       |               |               |
| Saline Flush (mL)  | 40 mL -JI     | —             | —                     | —             | —             |

| Row Name                 | 06/18/18 1400 | 06/18/18 1345 | 06/18/18 1303  | 06/18/18 1300  | 06/18/18 1247 |
|--------------------------|---------------|---------------|----------------|----------------|---------------|
| <b>Vitals</b>            |               |               |                |                |               |
| Pulse                    | 58 -JI        | —             | —              | 57 -JI         | —             |
| Resp                     | 19 -JI        | —             | —              | 15 -JI         | —             |
| BP                       | 134/53 -JI    | —             | —              | (I) 130/45 -JI | —             |
| MAP (mmHg)               | 72 mm Hg -JI  | —             | —              | 65 mm Hg -JI   | —             |
| SpO2                     | 91 % -JI      | —             | —              | 93 % -JI       | —             |
| <b>Intake (mL)</b>       |               |               |                |                |               |
| Percent Meals Eaten (%)  | —             | —             | 95 % Lunch -JI | —              | —             |
| Saline Flush (mL)        | —             | —             | —              | —              | 20 mL -JI     |
| <b>Unmeasured Output</b> |               |               |                |                |               |
| Urine Occurrence         | —             | 1 -JI         | —              | —              | —             |

| Row Name      | 06/18/18 1230         | 06/18/18 1205 | 06/18/18 1200 | 06/18/18 1100  | 06/18/18 1000 |
|---------------|-----------------------|---------------|---------------|----------------|---------------|
| <b>Vitals</b> |                       |               |               |                |               |
| Temp          | 97.7 °F (36.5 °C) -JD | —             | —             | —              | —             |
| Temp src      | Oral -JD              | —             | —             | —              | —             |
| Pulse         | —                     | —             | 52 -JI        | 50 -JI         | 51 -JI        |
| Resp          | —                     | —             | 18 -JI        | 17 -JI         | 16 -JI        |
| BP            | —                     | —             | 140/56 -JI    | (I) 128/46 -JI | 131/52 -JI    |





WS Kennestone Hospital  
677 Church Street  
Marietta GA 30060-1101  
Inpatient Record

Maurice, Eugene George  
MRN: 561253820, DOB: 1/2/1949, Sex: M  
Adm: 6/17/2018, D/C: 6/21/2018

Flowsheets (all recorded) (continued)

CCP Vitals, Intake and Output (continued)

| Row Name          | 06/18/18 1230 | 06/18/18 1205 | 06/18/18 1200 | 06/18/18 1100 | 06/18/18 1000 |
|-------------------|---------------|---------------|---------------|---------------|---------------|
| MAP (mmHg)        | ---           | ---           | 77 mm Hg -JI  | 66 mm Hg -JI  | 72 mm Hg -JI  |
| SpO2              | ---           | ---           | ---           | 97 % -JI      | 98 % -JI      |
| Unmeasured Output |               |               |               |               |               |
| Urine Occurrence  | ---           | 1 -JI         | ---           | ---           | ---           |

| Row Name   | 06/18/18 0916 | 06/18/18 0900 | 06/18/18 0848 | 06/18/18 0831         | 06/18/18 0800     |
|------------|---------------|---------------|---------------|-----------------------|-------------------|
| Vitals     |               |               |               |                       |                   |
| Temp       | ---           | ---           | ---           | 97.8 °F (36.6 °C) -JD | ---               |
| Temp src   | ---           | ---           | ---           | Oral -JD              | ---               |
| Pulse      | ---           | (I) 49 -JI    | ---           | ---                   | (I) 48 -JI        |
| Resp       | ---           | 16 -JI        | ---           | ---                   | 17 -JI            |
| BP         | ---           | 137/54 -JI    | ---           | ---                   | (I) 123/49 -JI    |
| MAP (mmHg) | ---           | 75 mm Hg -JI  | ---           | ---                   | 66 mm Hg -JI      |
| SpO2       | ---           | 100 % -JI     | ---           | ---                   | 91 % -JI          |
| O2 Device  | ---           | ---           | ---           | ---                   | Nasal cannula -JI |

| Row Name    | 06/18/18 0700 | 06/18/18 0640 | 06/18/18 0600 | 06/18/18 0500 | 06/18/18 0445 |
|-------------|---------------|---------------|---------------|---------------|---------------|
| Output (mL) |               |               |               |               |               |
| Urine       | 150 mL -JI    | ---           | 300 mL -JI    | ---           | ---           |

| Row Name          | 06/18/18 0700  | 06/18/18 0640 | 06/18/18 0600                | 06/18/18 0500         | 06/18/18 0445       |
|-------------------|----------------|---------------|------------------------------|-----------------------|---------------------|
| Vitals            |                |               |                              |                       |                     |
| Temp              | ---            | ---           | 98.2 °F (36.8 °C) -RM        | ---                   | 98.6 °F (37 °C) -RM |
| Temp src          | ---            | ---           | Axillary -RM                 | ---                   | Axillary -RM        |
| Pulse             | (I) 46 -JI     | ---           | (I) 46 -RM                   | (I) 47 -RM            | (I) 47 -RM          |
| Heart Rate Source | ---            | ---           | Monitor -RM                  | Monitor -RM           | ---                 |
| Resp              | 17 -JI         | ---           | 13 -RM                       | 18 -RM                | 18 -RM              |
| BP                | (I) 115/49 -JI | ---           | (I) 126/48 -RM               | 122/52 -RM            | 120/52 -RM          |
| BP Location       | ---            | ---           | Right arm -RM                | Right arm -RM         | ---                 |
| BP Method         | ---            | ---           | Non-invasive Cuff -RM        | Non-invasive Cuff -RM | ---                 |
| MAP (mmHg)        | 65 mm Hg -JI   | ---           | 68 mm Hg -RM                 | 69 mm Hg -RM          | ---                 |
| Patient Position  | ---            | ---           | Supine -RM                   | Lying left side -RM   | ---                 |
| SpO2              | 95 % -JI       | ---           | 97 % -RM                     | 97 % -RM              | ---                 |
| O2 Device         | ---            | ---           | Nasal cannula -RM            | Nasal cannula -RM     | Nasal cannula -RM   |
| Weight            | ---            | ---           | 104.9 kg (231 lb 4.2 oz) -RM | ---                   | ---                 |
| Weight Method     | ---            | ---           | Actual -RM                   | ---                   | ---                 |

| Row Name    | 06/18/18 0700 | 06/18/18 0640 | 06/18/18 0600 | 06/18/18 0500 | 06/18/18 0445 |
|-------------|---------------|---------------|---------------|---------------|---------------|
| Output (mL) |               |               |               |               |               |
| Urine       | ---           | ---           | 300 mL -RM    | 275 mL -RM    | ---           |

| Row Name          | 06/18/18 0700 | 06/18/18 0640 | 06/18/18 0600 | 06/18/18 0500 | 06/18/18 0445 |
|-------------------|---------------|---------------|---------------|---------------|---------------|
| Unmeasured Output |               |               |               |               |               |
| Urine Occurrence  | ---           | ---           | ---           | 0 -RM         | ---           |
| Stool Occurrence  | ---           | ---           | ---           | 0 -RM         | ---           |
| Emesis Occurrence | ---           | ---           | ---           | 0 -RM         | ---           |

| Row Name         | 06/18/18 0700 | 06/18/18 0640 | 06/18/18 0600 | 06/18/18 0500        | 06/18/18 0445 |
|------------------|---------------|---------------|---------------|----------------------|---------------|
| Stool Appearance |               |               |               |                      |               |
| Stool Appearance | ---           | ---           | ---           | Unable to assess -RM | ---           |

| Row Name                           | 06/18/18 0700 | 06/18/18 0640 | 06/18/18 0600 | 06/18/18 0500 | 06/18/18 0445 |
|------------------------------------|---------------|---------------|---------------|---------------|---------------|
| sodium chloride 0.9% (NS) infusion |               |               |               |               |               |
| Volume (mL)                        | ---           | ---           | 495 mL -RM    | ---           | ---           |

| Row Name                               | 06/18/18 0700 | 06/18/18 0640 | 06/18/18 0600 | 06/18/18 0500 | 06/18/18 0445 |
|--|---------------|---------------|---------------|---------------|---------------|
| sodium chloride 0.9% (NS) bolus 250 mL |               |               |               |               |               |
| Bolus Dose                             | ---           | *250 mL -RM   | ---           | ---           | ---           |
| Bolus Volume (mL)                      | ---           | ---           | 250 -RM       | ---           | ---           |

| Row Name          | 06/18/18 0400         | 06/18/18 0300         | 06/18/18 0200         | 06/18/18 0115 | 06/18/18 0103 |
|-------------------|-----------------------|-----------------------|-----------------------|---------------|---------------|
| Vitals            |                       |                       |                       |               |               |
| Pulse             | (I) 49 -RM            | (I) 49 -RM            | 51 -RM                | 54 -RM        | ---           |
| Heart Rate Source | Monitor -RM           | Monitor -RM           | Monitor -RM           | ---           | ---           |
| Resp              | 19 -RM                | 18 -RM                | 19 -RM                | 20 -RM        | ---           |
| BP                | 117/50 -RM            | (I) 109/43 -RM        | (I) 102/39 -RM        | ---           | ---           |
| BP Location       | Right arm -RM         | Right arm -RM         | Right arm -RM         | ---           | ---           |
| BP Method         | Non-invasive Cuff -RM | Non-invasive Cuff -RM | Non-invasive Cuff -RM | ---           | ---           |
| MAP (mmHg)        | 67 mm Hg -RM          | 60 mm Hg -RM          | (I) 55 mm Hg -RM      | ---           | ---           |
| Patient Position  | Sitting -RM           | Supine -RM            | Lying right side -RM  | ---           | ---           |
| SpO2              | 97 % -RM              | 92 % -RM              | (I) 87 % -RM          | ---           | ---           |
| O2 Device         | Nasal cannula -RM     | Nasal cannula -RM     | Nasal cannula -RM     | ---           | ---           |
| Output (mL)       |                       |                       |                       |               |               |
| Urine             | ---                   | 200 mL -RM            | ---                   | ---           | ---           |



WS Kennestone Hospital  
677 Church Street  
Marietta GA 30060-1101  
Inpatient Record

Maurice, Eugene George  
MRN: 561253820, DOB: 1/2/1949, Sex: M  
Adm: 6/17/2018, D/C: 6/21/2018

Flowsheets (all recorded) (continued)

CCP Vitals, Intake and Output (continued)

| Row Name                           | 06/18/18 0400 | 06/18/18 0300 | 06/18/18 0200 | 06/18/18 0115 | 06/18/18 0103   |
|------------------------------------|---------------|---------------|---------------|---------------|---|
| sodium chloride 0.9% (NS) infusion |               |               |               |               |   |
| Rate                               | ---           | ---           | ---           | ---           | * There are multiple administrations at this time. Please see the MAR for detailed information. -RM |

| Row Name          | 06/18/18 0100         | 06/18/18 0051         | 06/18/18 0000         | 06/17/18 2300         | 06/17/18 2225                 |
|-------------------|-----------------------|-----------------------|-----------------------|-----------------------|-------------------------------|
| Vitals            |                       |                       |                       |                       |                               |
| Temp              | ---                   | 98.1 °F (36.7 °C) -RM | ---                   | ---                   | 98 °F (36.7 °C) -AF           |
| Temp src          | ---                   | Oral -RM              | ---                   | ---                   | Oral -AF                      |
| Pulse             | 57 -RM                | 57 -RM                | 55 -RM                | 54 -RM                | 53 -AF                        |
| Heart Rate Source | Monitor -RM           | Monitor -RM           | Monitor -RM           | Monitor -RM           | Monitor -AF                   |
| Resp              | 21 -RM                | 20 -RM                | 20 -RM                | 17 -RM                | 18 -AF                        |
| BP                | 123/51 -RM            | 140/52 -RM            | (I) 115/45 -RM        | (I) 110/41 -RM        | (I) 128/41 -AF                |
| BP Location       | Right arm -RM         | ---                   | Right arm -RM         | Right arm -RM         | Right arm -RM                 |
| BP Method         | Non-invasive Cuff -RM | ---                   | Non-invasive Cuff -RM | Non-invasive Cuff -RM | Non-invasive Cuff -RM         |
| MAP (mmHg)        | 69 mm Hg -RM          | ---                   | 62 mm Hg -RM          | (I) 58 mm Hg -RM      | ---                           |
| Patient Position  | Lying left side -RM   | ---                   | Lying left side -RM   | Sitting -RM           | Sitting -RM                   |
| SpO2              | (I) 88 % -RM          | ---                   | 92 % -RM              | 90 % -RM              | 92 % -AF                      |
| O2 Device         | Nasal cannula -RM     | ---                   | Nasal cannula -RM     | Nasal cannula -RM     | Nasal cannula -AF             |
| Height            | ---                   | ---                   | ---                   | ---                   | 67" (1.702 m) -AF             |
| Weight            | ---                   | ---                   | ---                   | ---                   | 103.4 kg (227 lb 15.3 oz) -AF |
| Weight Method     | ---                   | ---                   | ---                   | ---                   | Actual -AF                    |

| Output (mL) |     |     |            |     |     |
|-------------|-----|-----|------------|-----|-----|
| Urine       | --- | --- | 300 mL -RM | --- | --- |
| Emesis      | --- | --- | 0 mL -RM   | --- | --- |
| Stool (mL)  | --- | --- | 0 mL -RM   | --- | --- |
| Blood       | --- | --- | 0 mL -RM   | --- | --- |

| Unmeasured Output |     |     |     |     |       |
|-------------------|-----|-----|-----|-----|-------|
| Urine Occurrence  | --- | --- | --- | --- | 0 -RM |
| Stool Occurrence  | --- | --- | --- | --- | 0 -RM |
| Emesis Occurrence | --- | --- | --- | --- | 0 -RM |

| Stool Appearance |     |     |                      |     |                      |
|------------------|-----|-----|----------------------|-----|----------------------|
| Stool Appearance | --- | --- | Unable to assess -RM | --- | Unable to assess -RM |

| sodium chloride 0.9% (NS) infusion |     |     |          |     |     |
|------------------------------------|-----|-----|----------|-----|-----|
| Volume (mL)                        | --- | --- | 0 mL -RM | --- | --- |

| sodium chloride 0.9% (NS) bolus 250 mL |     |     |       |     |     |
|--|-----|-----|-------|-----|-----|
| Bolus Volume (mL)                      | --- | --- | 0 -RM | --- | --- |

| Row Name           | 06/17/18 2037         | 06/17/18 1823         | 06/17/18 1738         | 06/17/18 1720         | 06/17/18 1708         |
|--------------------|-----------------------|-----------------------|-----------------------|-----------------------|-----------------------|
| Vitals             |                       |                       |                       |                       |                       |
| Temp               | 98.2 °F (36.8 °C) -BR | 98.2 °F (36.8 °C) -BR | 98.2 °F (36.8 °C) -BR | 98.2 °F (36.8 °C) -BR | 97.8 °F (36.6 °C) -BR |
| Temp src           | Oral -BR              | Oral -BR              | Oral -BR              | Oral -BR              | Oral -BR              |
| Pulse              | 57 -BR                | 51 -BR                | 55 -BR                | 55 -BR                | 55 -BR                |
| Heart Rate Source  | Monitor -BR           | Monitor -BR           | Monitor -BR           | ---                   | Monitor -BR           |
| Resp               | 16 -BR                | 18 -BR                | 18 -BR                | 18 -BR                | 18 -BR                |
| Respiration Source | visual -BR            | visual -BR            | visual -BR            | ---                   | visual -BR            |
| BP                 | 134/59 -BR            | 126/55 -BR            | 132/56 -BR            | 129/53 -BR            | (I) 115/49 -BR        |
| BP Location        | Right arm -BR         | Right arm -BR         | Right arm -BR         | ---                   | Right arm -BR         |
| BP Method          | Portable -BR          | Portable -BR          | Portable -BR          | ---                   | Portable -BR          |
| Patient Position   | Sitting -BR           | Sitting -BR           | Sitting -BR           | ---                   | Standing -BR          |
| SpO2               | 100 % -BR             | 100 % -BR             | 100 % -BR             | ---                   | 100 % -BR             |
| O2 Device          | ---                   | None (Room air) -BR   | None (Room air) -BR   | ---                   | None (Room air) -BR   |

| Row Name           | 06/17/18 1538 | 06/17/18 1537         | 06/17/18 1535 | 06/17/18 1533 | 06/17/18 1502         |
|--------------------|---------------|-----------------------|---------------|---------------|-----------------------|
| Vitals             |               |                       |               |               |                       |
| Temp               | ---           | 97.8 °F (36.6 °C) -RG | ---           | ---           | 97.7 °F (36.5 °C) -RG |
| Temp src           | ---           | ---                   | ---           | ---           | Oral -RG              |
| Pulse              | ---           | 55 -RG                | ---           | ---           | 54 -RG                |
| Heart Rate Source  | ---           | ---                   | ---           | ---           | Monitor -RG           |
| Resp               | ---           | 22 -RG                | ---           | ---           | 25 -RG                |
| Respiration Source | ---           | ---                   | ---           | ---           | visual -RG            |
| BP                 | ---           | 114/51 -RG            | ---           | ---           | 112/52 -RG            |



WS Kennestone Hospital  
 677 Church Street  
 Marietta GA 30060-1101  
 Inpatient Record

Maurice, Eugene George  
 MRN: 561253820, DOB: 1/2/1949, Sex: M  
 Adm: 6/17/2018, D/C: 6/21/2018

**Flowsheets (all recorded) (continued)**

**CCP Vitals, Intake and Output (continued)**

| Row Name                           | 06/17/18 1538       | 06/17/18 1537 | 06/17/18 1535        | 06/17/18 1533  | 06/17/18 1502         |
|------------------------------------|---------------------|---------------|----------------------|--|-----------------------|
| BP Location                        | ---                 | ---           | ---                  | ---  | Left arm -RG          |
| BP Method                          | ---                 | ---           | ---                  | ---  | Non-invasive Cuff -RG |
| Patient Position                   | ---                 | ---           | ---                  | ---  | Supine -RG            |
| SpO2                               | ---                 | ---           | ---                  | ---  | 100 % -RG             |
| O2 Device                          | None (Room air) -RG | ---           | ---                  | ---  | None (Room air) -RG   |
| Weight                             | ---                 | ---           | 95.3 kg (210 lb) -RG | ---  | ---                   |
| Weight Method                      | ---                 | ---           | Stated -RG           | ---  | ---                   |
| sodium chloride 0.9% (NS) infusion |                     |               |                      |  |                       |
| Rate                               | ---                 | ---           | ---                  | *0 There are multiple administrations at this time. Please see the MAR for detailed information. -RG | ---                   |

| Row Name                                 | 06/17/18 1437   |
|--|---|
| <b>Vitals</b>                            |   |
| Pulse                                    | 56 -NS  |
| SpO2                                     | 98 % -NS  |
| <b>[REMOVED] Urethral Catheter 16 Fr</b> |   |
| Urethral Catheter Properties             | Placement Date: 01/16/18 -RD Placement Time: 2140 -RD Inserted by: Denmark, RN -RD Present on arrival to hospital?: No -RD Patient location at time of placement:: ER -RD Catheter Indicator: Acute urinary retention -RD Tube Size (Fr.): 16 Fr -RD Catheter Balloon Size: 10 mL -RD Catheter Secured: Yes -RD Urine Returned: Yes -RD Removal Date: 06/17/18 -RG, N/E |



WS Kennestone Hospital  
 677 Church Street  
 Marietta GA 30060-1101  
 Inpatient Record

Maurice, Eugene George  
 MRN: 561253820, DOB: 1/2/1949, Sex: M  
 Adm: 6/17/2018, D/C: 6/21/2018

**Flowsheets (all recorded)**

**Screenings**

| Row Name                                   | 06/21/18 0830 | 06/20/18 2133 | 06/20/18 0800 | 06/19/18 2000 | 06/19/18 1118                               |
|--|---------------|---------------|---------------|---------------|---|
| <b>Advance Directives (For Healthcare)</b> |               |               |               |               |   |
| Advance Directive                          | —             | —             | —             | —             | Patient does not have advance directive -PM |
| <b>Braden Scale</b>                        |               |               |               |               |   |
| Sensory Perceptions                        | 4 -AM         | 4 -TS         | 4 -DG         | 4 -EE         | —   |
| Moisture                                   | 4 -AM         | 4 -TS         | 4 -DG         | 4 -EE         | —   |
| Activity                                   | 3 -AM         | 3 -TS         | 3 -DG         | 3 -EE         | —   |
| Mobility                                   | 4 -AM         | 4 -TS         | 4 -DG         | 4 -EE         | —   |
| Nutrition                                  | 3 -AM         | 3 -TS         | 3 -DG         | 3 -EE         | —   |
| Friction and Shear                         | 3 -AM         | 3 -TS         | 3 -DG         | 3 -EE         | —   |
| Braden Scale Score                         | 21 -AM        | 21 -TS        | 21 -DG        | 21 -EE        | —   |
| <b>Nurse-Driven Mobility Guidelines</b>    |               |               |               |               |   |
| Get-Up-And-Go Test: "Rising from Chair"    | 1 -AM         | 0 -TS         | 0 -DG         | 4 -EE         | —   |

| Row Name  | 06/19/18 1117 | 06/19/18 0800 | 06/18/18 2136 | 06/18/18 2000 | 06/18/18 1259                                       |
|---|---------------|---------------|---------------|---------------|---|
| <b>ADL Screening</b>                            |               |               |               |               |   |
| Which is your dominant hand?                    | —             | Right -JI     | —             | Right -RM     | —   |
| <b>Values/Beliefs</b>                           |               |               |               |               |   |
| Cultural Preferences Affecting Hospitalization  | —             | —             | No -RM        | —             | —   |
| Spiritual Preferences Affecting Hospitalization | —             | —             | No -RM        | —             | —   |
| <b>Braden Scale</b>                             |               |               |               |               |   |
| Sensory Perceptions                             | 4 -PM         | 4 -JI         | —             | 4 -RM         | —   |
| Moisture  | 4 -PM         | 4 -JI         | —             | 4 -RM         | —   |
| Activity  | 3 -PM         | 3 -JI         | —             | 3 -RM         | —   |
| Mobility  | 4 -PM         | 4 -JI         | —             | 4 -RM         | —   |
| Nutrition                                       | 3 -PM         | 3 -JI         | —             | 3 -RM         | —   |
| Friction and Shear                              | 3 -PM         | 3 -JI         | —             | 3 -RM         | —   |
| Braden Scale Score                              | 21 -PM        | 21 -JI        | —             | 21 -RM        | —   |
| <b>Discharge Planning</b>                       |               |               |               |               |   |
| Living Situation Prior to Admission             | —             | —             | —             | —             | Home -KG  |
| Primary Caregiver                               | —             | —             | —             | —             | Family (relationship) primary caregiver is self -KG |
| Is Discharge Transport arranged?                | —             | —             | —             | —             | Yes -KG   |
| <b>Nurse-Driven Mobility Guidelines</b>         |               |               |               |               |   |
| Get-Up-And-Go Test: "Rising from Chair"         | —             | 4 -JI         | —             | —             | —   |

| Row Name  | 06/18/18 0800 | 06/18/18 0127 | 06/18/18 0000                               | 06/17/18 1540 | 06/17/18 1537 |
|---|---------------|---------------|---|---------------|---------------|
| <b>Advance Directives (For Healthcare)</b>                              |               |               |   |               |               |
| Have you reviewed your Advance Directive and is it valid for this stay? | —             | —             | Not applicable -RM                          | —             | —             |
| Advance Directive   | —             | —             | Patient does not have advance directive -RM | —             | —             |
| Healthcare Agent Appointed  | —             | —             | Yes -RM                                     | —             | —             |
| Pre-existing Allow Natural Death Order                                  | —             | —             | No -RM                                      | —             | —             |
| Information Provided on Healthcare Directives                           | —             | —             | No -RM                                      | —             | —             |
| Patient Requests Assistance (Retired)                                   | —             | —             | No -RM                                      | —             | —             |
| <b>Nutrition Screen Scoring (Retired)</b>                               |               |               |   |               |               |
| Weight Loss in the  | —             | —             | 1 -RM                                       | —             | —             |





WS Kennestone Hospital  
 677 Church Street  
 Marietta GA 30060-1101  
 Inpatient Record

Maurice, Eugene George  
 MRN: 561253820, DOB: 1/2/1949, Sex: M  
 Adm: 6/17/2018, D/C: 6/21/2018

**Flowsheets (all recorded) (continued)**

**Screenings (continued)**

| Row Name   | 06/18/18 0800 | 06/18/18 0127 | 06/18/18 0000                | 06/17/18 1540 | 06/17/18 1537 |
|--|---------------|---------------|------------------------------|---------------|---------------|
| past 3 months (Retired)  |               |               |                              |               |               |
| BMI (Body Mass Index)-Retired                                    | ---           | ---           | 0 -RM                        | ---           | ---           |
| Appetite (Retired)   | ---           | ---           | 0 -RM                        | ---           | ---           |
| Ability to eat/retain food (Retired)                             | ---           | ---           | 0 -RM                        | ---           | ---           |
| Stress factors (Retired)   | ---           | ---           | 1 -RM                        | ---           | ---           |
| Total Nutrition Screen Score (Retired)                           | ---           | ---           | 2 -RM                        | ---           | ---           |
| <b>ADL Screening</b>   |               |               |                              |               |               |
| Patient's Vision Adequate to Safely Complete Daily Activities    | ---           | ---           | Yes -RM                      | ---           | ---           |
| Patient's Judgement Adequate to Safely Complete Daily Activities | ---           | ---           | Yes -RM                      | ---           | ---           |
| Patient's Memory Adequate to Safely Complete Daily Activities    | ---           | ---           | Yes -RM                      | ---           | ---           |
| Patient Able to Express Needs/Desires                            | ---           | ---           | Yes -RM                      | ---           | ---           |
| Which is your dominant hand?                                     | Right -Jl     | ---           | Right -RM                    | ---           | ---           |
| Dressing   | ---           | ---           | Independent -RM              | ---           | ---           |
| Grooming   | ---           | ---           | Independent -RM              | ---           | ---           |
| Feeding  | ---           | ---           | Independent -RM              | ---           | ---           |
| Bathing  | ---           | ---           | Independent -RM              | ---           | ---           |
| Toileting  | ---           | ---           | Independent -RM              | ---           | ---           |
| In/Out Bed   | ---           | ---           | Independent -RM              | ---           | ---           |
| Walks in Home  | ---           | ---           | Independent -RM              | ---           | ---           |
| Weakness of Legs   | ---           | ---           | None -RM                     | ---           | ---           |
| Weakness of Arms/Hands   | ---           | ---           | None -RM                     | ---           | ---           |
| Hearing - Right Ear  | ---           | ---           | Functional -RM               | ---           | ---           |
| Hearing - Left Ear   | ---           | ---           | Functional -RM               | ---           | ---           |
| <b>Assistive Devices</b>   |               |               |                              |               |               |
| Assistive Devices  | ---           | ---           | Eyeglasses -RM               | ---           | ---           |
| <b>Therapy Consults (RETIRED)</b>                                |               |               |                              |               |               |
| PT Evaluation Needed (RETIRED)                                   | ---           | ---           | 2 -RM                        | ---           | ---           |
| OT Evaluation Needed (RETIRED)                                   | ---           | ---           | 2 -RM                        | ---           | ---           |
| SLP Evaluation Needed (RETIRED)                                  | ---           | ---           | 2 -RM                        | ---           | ---           |
| <b>Values/Beliefs</b>  |               |               |                              |               |               |
| Cultural Preferences Affecting Hospitalization                   | ---           | No -RM        | No -RM                       | ---           | ---           |
| Spiritual Preferences Affecting Hospitalization                  | ---           | No -RM        | No -RM                       | ---           | ---           |
| <b>Nursing Referrals</b>   |               |               |                              |               |               |
| Spiritual Health Consult   | ---           | ---           | No -RM                       | ---           | ---           |
| Social Services Consult  | ---           | ---           | No -RM                       | ---           | ---           |
| <b>Patient Belongings at Bedside</b>                             |               |               |                              |               |               |
| Belongings at Bedside  | ---           | ---           | Vision;Electronic device -RM | ---           | ---           |
| Belongings sent to security (Retired)                            | ---           | ---           | No -RM                       | ---           | ---           |



WS Kennestone Hospital  
677 Church Street  
Marietta GA 30060-1101  
Inpatient Record

Maurice, Eugene George  
MRN: 561253820, DOB: 1/2/1949, Sex: M  
Adm: 6/17/2018, D/C: 6/21/2018

**Flowsheets (all recorded) (continued)**

**Screenings (continued)**

| Row Name   | 06/18/18 0800 | 06/18/18 0127 | 06/18/18 0000                                | 06/17/18 1540                                | 06/17/18 1537 |
|--|---------------|---------------|--|--|---------------|
| (RETIRED)Belongings Sent Home  | ---           | ---           | Yes -RM                                      | ---  | ---           |
| <b>Suicide/Harm Risk</b>   |               |               |  |  |               |
| Ever harm self (Retired)   | ---           | ---           | No -RM                                       | ---  | No -RG        |
| Current thoughts (Retired)   | ---           | ---           | No -RM                                       | ---  | No -RG        |
| Self harm plan (Retired)   | ---           | ---           | No -RM                                       | ---  | No -RG        |
| Patient information obtained from  | ---           | ---           | Patient -RM                                  | ---  | Patient -RG   |
| <b>Suicide Risk Re-Assessment</b>  |               |               |  |  |               |
| Any changes in Suicide Risk Assessment?  | ---           | ---           | No -RM                                       | ---  | ---           |
| <b>Braden Scale</b>  |               |               |  |  |               |
| Sensory Perceptions  | 4 -JI         | ---           | 4 -RM  | ---  | ---           |
| Moisture   | 4 -JI         | ---           | 4 -RM  | ---  | ---           |
| Activity   | 3 -JI         | ---           | 3 -RM  | ---  | ---           |
| Mobility   | 4 -JI         | ---           | 4 -RM  | ---  | ---           |
| Nutrition  | 3 -JI         | ---           | 3 -RM  | ---  | ---           |
| Friction and Shear   | 3 -JI         | ---           | 3 -RM  | ---  | ---           |
| Braden Scale Score   | 21 -JI        | ---           | 21 -RM                                       | ---  | ---           |
| Pressure Ulcer Present on Admission (IF YES, DOCUMENT BY GOING TO: 1) NOTES ACTIVITY 2) PROGRESS NOTES 3) TYPE "PRESSURE ULCER ON ADMISSION" IN SMART TEXT BOX 4) CLICK CO-SIGN WITH MD SIGNATURE) |               |               |  |  |               |
| Pressure ulcer present on admission  | ---           | ---           | No -RM                                       | ---  | ---           |
| <b>Discharge Planning</b>  |               |               |  |  |               |
| Living Situation Prior to Admission  | ---           | ---           | Home -RM                                     | ---  | ---           |
| Primary Caregiver  | ---           | ---           | None -RM                                     | ---  | ---           |
| Is Discharge Transport arranged?   | ---           | ---           | Yes -RM                                      | ---  | ---           |
| Anticipated assistance needed at discharge   | ---           | ---           | No -RM                                       | ---  | ---           |
| Barriers to discharge  | ---           | ---           | No Barriers -RM                              | ---  | ---           |
| Discharge plan consult/Discharge referrals needed  | ---           | ---           | none -RM                                     | ---  | ---           |
| <b>Nurse-Driven Mobility Guidelines</b>  |               |               |  |  |               |
| Get-Up-And-Go Test: "Rising from Chair"  | 1 -JI         | ---           | 1 -RM  | ---  | ---           |
| <b>Swallow Screening</b>   |               |               |  |  |               |
| Patient Alert  | ---           | ---           | Yes -RM                                      | Yes -RG                                      | ---           |
| Continue Screen?   | ---           | ---           | If yes-continue screen -RM                   | If yes-continue screen -RG                   | ---           |
| Dx Aspiration PNA  | ---           | ---           | No -RM                                       | No -RG                                       | ---           |
| Continue Screen?   | ---           | ---           | If no-continue screen -RM                    | If no-continue screen -RG                    | ---           |
| Pt Drooling?   | ---           | ---           | No -RM                                       | No -RG                                       | ---           |
| Continue Screen? (If screening to continue, give 1 Tsp of water)   | ---           | ---           | If no-continue screen -RM                    | If no-continue screen -RG                    | ---           |
| Any Cough?   | ---           | ---           | No -RM                                       | No -RG                                       | ---           |
| Voice gurgle/wet?  | ---           | ---           | No -RM                                       | No -RG                                       | ---           |
| Continue Screen? (If screening to continue, provide sips of cup of water)  | ---           | ---           | If no to above questions-continue screen -RM | If no to above questions-continue screen -RG | ---           |
| Any Cough?   | ---           | ---           | No -RM                                       | No -RG                                       | ---           |
| Voice gurgle/wet?  | ---           | ---           | No -RM                                       | No -RG                                       | ---           |
| Continue Screen?   | ---           | ---           | If no to above questions-continue screen -RM | If no to above questions-continue screen -RG | ---           |
| Did Patient Pass Swallow Screen?   | ---           | ---           | Yes-passed screen -RM                        | Yes-passed screen -RG                        | ---           |



WS Kennestone Hospital  
 677 Church Street  
 Marietta GA 30060-1101  
 Inpatient Record

Maurice, Eugene George  
 MRN: 561253820, DOB: 1/2/1949, Sex: M  
 Adm: 6/17/2018, D/C: 6/21/2018

**Flowsheets (all recorded) (continued)**

**Screenings (continued)**

| Row Name  | 06/18/18 0800 | 06/18/18 0127 | 06/18/18 0000 | 06/17/18 1540 | 06/17/18 1537 |
|---|---------------|---------------|---------------|---------------|---------------|
| <b>Abuse Assessment</b>                             |               |               |               |               |               |
| Safe in Home  | ---           | ---           | Yes -RM       | ---           | UTA -RG       |
| Do you feel threatened or unsafe in a relationship? | ---           | ---           | No -RM        | ---           | ---           |
| Are you in immediate danger?                        | ---           | ---           | No -RM        | ---           | ---           |
| Do you feel neglected?                              | ---           | ---           | No -RM        | ---           | ---           |
| Physical harm?                                      | ---           | ---           | No -RM        | ---           | ---           |
| Verbal harm   | ---           | ---           | No -RM        | ---           | ---           |
| <b>Abuse Re-Assessment</b>                          |               |               |               |               |               |
| Any new signs/symptoms of abuse?                    | ---           | ---           | No -RM        | ---           | ---           |



WS Kennestone Hospital  
677 Church Street  
Marietta GA 30060-1101  
Inpatient Record

Maurice, Eugene George  
MRN: 561253820, DOB: 1/2/1949, Sex: M  
Adm: 6/17/2018, D/C: 6/21/2018

**Flowsheets (all recorded)**

**Daily Cares/Safety**

| Row Name                                      | 06/21/18 1200  | 06/21/18 1000  | 06/21/18 0800  | 06/21/18 04:07:21          | 06/20/18 23:57:07   |
|---|--|--|--|----------------------------|---|
| <b>Precautions</b>                            |  |  |  |                            |   |
| Precautions                                   | —  | None -JK   | —  | None -TW                   | None -TW  |
| <b>Safe Environment</b>                       |  |  |  |                            |   |
| Arm Bands On                                  | ID;Allergies -CI   | ID;Allergies -JK   | ID;Allergies -CI   | ID;Allergies -TW           | ID;Allergies -TW  |
| Safety Checks                                 | Overbed table in reach;Bed in lowest position;Wheels on bed locked;NonSkid Footwear on;Call light in reach -CI | Overbed table in reach;Bed in lowest position;Wheels on bed locked;NonSkid Footwear on;Call light in reach -JK | Overbed table in reach;Bed in lowest position;Wheels on bed locked;NonSkid Footwear on;Call light in reach -CI | Overbed table in reach -TW | Overbed table in reach -TW  |
| Safety Alarm Verified                         | No alarm -CI   | No alarm -JK   | No alarm -CI   | No alarm -TW               | No alarm -TW  |
| Side Rails/Bed Safety                         | 3/4 -CI  | 3/4 -JK  | 3/4 -CI  | 3/4 -TW                    | 3/4 -TW   |
| <b>Fall Risk Interventions</b>                |  |  |  |                            |   |
| Fall Prevention Interventions                 | Frequent Visual Checks/Rounding -CI  | Frequent Visual Checks/Rounding;Needed items within reach;Adequate room lighting;Yellow Armband, Socks -JK     | Yellow Armband, Socks -CI  | Yellow Armband, Socks -TW  | Yellow Armband, Socks -TW   |
| Fall Prevention Education Reviewed with :     | Patient -CI  | Patient -JK  | Patient -CI  | Patient -TW                | Patient -TW   |
| <b>Mobility</b>                               |  |  |  |                            |   |
| Mobility Intervention                         | Resting in bed -CI   | Stand at bedside;Ambulate in room;Back to bed -JK  | Resting in bed -CI   | Ambulate in hall -TW       | Ambulate in room -TW  |
| Assistive Device                              | None -CI   | None -JK   | None -CI   | None -TW                   | None -TW  |
| Level of Assistance                           | Independent -CI  | Independent -JK  | Independent -CI  | Independent -TW            | Standby assist, set-up cues, supervision of patient - no hands on -TW |
| Distance Ambulated (ft)                       | —  | 20 ft -JK  | —  | 700 ft -TW                 | 20 ft -TW   |
| Ambulation Response                           | Tolerated well -CI   | Tolerated well -JK   | Tolerated well -CI   | Tolerated well -TW         | Tolerated well -TW  |
| Active Range of Motion                        | Active -CI   | Active -JK   | Active;All extremities -CI   | All extremities -TW        | Active;All extremities -TW  |
| <b>Patient Position</b>                       |  |  |  |                            |   |
| Head of Bed Elevated > / = 30 degrees         | Yes -CI  | —  | Yes -CI  | Yes -TW                    | Yes -TW   |
| Repositioned                                  | Turns self;Semi Fowler's -CI   | Sitting -JK  | Turns self -CI   | Turns self -TW             | Turns self -TW  |
| Heels/Feet                                    | Foot of bed elevated -CI   | —  | Foot of bed elevated -CI   | Foot of bed elevated -TW   | Heels elevated off bed -TW  |
| <b>Anti-Embolism Devices</b>                  |  |  |  |                            |   |
| Anti-Embolism Devices                         | Temporarily "Off" -CI  | Temporarily "Off" -JK  | Temporarily "Off" -CI  | Temporarily "Off" -TW      | Temporarily "Off" -TW   |
| Patient Refused                               | Yes -CI  | Yes -JK  | Yes -CI  | Yes -TW                    | Yes -TW   |
| <b>Nutrition</b>                              |  |  |  |                            |   |
| Feeding                                       | Able to feed self -CI  | Able to feed self -JK  | —  | Able to feed self -TW      | Able to feed self -TW   |
| Appetite                                      | —  | Good -JK   | —  | Good -TW                   | Good -TW  |
| Diet Supplements                              | —  | —  | —  | None -TW                   | None -TW  |
| Percent Meals Eaten (%)                       | —  | 100 % -JK  | —  | 0 % -TW                    | 0 % -TW   |
| Snacks Eaten (%)                              | —  | —  | —  | 0 -TW                      | 0 -TW   |
| Supplement Consumed (%)                       | —  | —  | —  | 0 -TW                      | 0 -TW   |
| <b>Hygiene</b>                                |  |  |  |                            |   |
| Hygiene Performed                             | Patient/family refused -CI   | —  | —  | Patient/family refused -TW | Patient/family refused -TW  |
| Performed by                                  | Self -CI   | —  | Self -CI   | Self -TW                   | Self -TW  |
| <b>Incentive Spirometer</b>                   |  |  |  |                            |   |
| Is pt using incentive spirometer?             | —  | Yes, independent -JK   | Yes, independent -CI   | Yes, independent -TW       | Yes, independent -TW  |
| <b>Family/Significant Other Communication</b> |  |  |  |                            |   |
| Family/Significant                            | —  | —  | —  | Other (Comment) -TW        | Other (Comment) -TW   |





WS Kennestone Hospital  
677 Church Street  
Marietta GA 30060-1101  
Inpatient Record

Maurice, Eugene George  
MRN: 561253820, DOB: 1/2/1949, Sex: M  
Adm: 6/17/2018, D/C: 6/21/2018

**Flowsheets (all recorded) (continued)**

**Daily Cares/Safety (continued)**

| Row Name                                  | 06/21/18 1200   | 06/21/18 1000   | 06/21/18 0800          | 06/21/18 04:07:21  | 06/20/18 23:57:07  |
|---|---|---|------------------------|--|--|
| Other Update                              |   |   |                        |  |  |
| Telemetry Details                         |   |   |                        |  |  |
| Telemetry Monitor On                      | ---   | ---   | Other (Comment) dc -CI | Yes -TW  | Yes -TW  |
| Telemetry Audible                         | ---   | ---   | No -CI                 | Yes -TW  | Yes -TW  |
| Telemetry Box Number                      | ---   | ---   | --- -CI                | 5208 -TW   | 5208 -TW   |
| Telemetry Alarms Set                      | ---   | ---   | --- -CI                | Yes -TW  | Yes -TW  |
| Row Name                                  | 06/20/18 2133   | 06/20/18 19:43:22   | 06/20/18 0800          | 06/20/18 0600  | 06/20/18 0400  |
| Precautions                               |   |   |                        |  |  |
| Precautions                               | ---   | None -TW  | ---                    | ---  | ---  |
| Safe Environment                          |   |   |                        |  |  |
| Arm Bands On                              | ---   | ID;Allergies -TW  | ---                    | ID -JP   | ID -JP   |
| Safety Checks                             | ---   | Overbed table in reach -TW  | ---                    | Overbed table in reach;Bed in lowest position;Wheels on bed locked;NonSkid Footwear on;Call light in reach -JP | Overbed table in reach;Bed in lowest position;Wheels on bed locked;NonSkid Footwear on;Call light in reach -JP |
| Safety Alarm Verified                     | ---   | No alarm -TW  | ---                    | No alarm -JP   | No alarm -JP   |
| Side Rails/Bed Safety                     | ---   | 3/4 -TW   | ---                    | 3/4 -JP  | 3/4 -JP  |
| Fall Risk Interventions                   |   |   |                        |  |  |
| Fall Prevention Interventions             | ---   | Yellow Armband, Socks -TW   | ---                    | Yellow Armband, Socks -JP  | Yellow Armband, Socks -JP  |
| Fall Prevention Education Reviewed with : | ---   | Patient -TW   | ---                    | Patient;Family -JP   | Patient;Family -JP   |
| Mobility                                  |   |   |                        |  |  |
| Mobility Intervention                     | Ambulate in room -TW  | Resting in bed -TW  | ---                    | Resting in bed -JP   | Resting in bed -JP   |
| Assistive Device                          | None -TW  | ---   | ---                    | ---  | ---  |
| Level of Assistance                       | Standby assist, set-up cues, supervision of patient - no hands on -TW | Standby assist, set-up cues, supervision of patient - no hands on -TW | ---                    | Standby assist, set-up cues, supervision of patient - no hands on -JP  | Standby assist, set-up cues, supervision of patient - no hands on -JP  |
| Distance Ambulated (ft)                   | 20 ft -TW   | ---   | ---                    | ---  | ---  |
| Ambulation Response                       | Tolerated well -TW  | Tolerated well -TW  | ---                    | ---  | ---  |
| Active Range of Motion                    | Active;All extremities -TW  | Active;All extremities -TW  | ---                    | Active;All extremities -JP   | Active;All extremities -JP   |
| Patient Position                          |   |   |                        |  |  |
| Head of Bed Elevated > / = 30 degrees     | Yes -TW   | Yes -TW   | ---                    | Yes -JP  | Yes -JP  |
| Repositioned                              | Turns self -TW  | Turns self -TW  | ---                    | Turns self -JP   | Turns self -JP   |
| Heels/Feet                                | Heels elevated off bed -TW  | Heels elevated off bed -TW  | ---                    | Heels elevated off bed -JP   | Heels elevated off bed -JP   |
| Anti-Embolism Devices                     |   |   |                        |  |  |
| Anti-Embolism Devices                     | ---   | Temporarily "Off" -TW   | Off -DG                | ---  | ---  |
| Patient Refused                           | ---   | Yes -TW   | Yes -DG                | ---  | ---  |
| Nutrition                                 |   |   |                        |  |  |
| Feeding                                   | ---   | Able to feed self -TW   | ---                    | ---  | ---  |
| Appetite                                  | ---   | Good -TW  | ---                    | ---  | ---  |
| Diet Supplements                          | ---   | None -TW  | ---                    | ---  | ---  |
| Percent Meals Eaten (%)                   | ---   | 0 % -TW   | ---                    | ---  | ---  |
| Snacks Eaten (%)                          | ---   | 0 -TW   | ---                    | ---  | ---  |
| Supplement Consumed (%)                   | ---   | 0 -TW   | ---                    | ---  | ---  |
| Hygiene                                   |   |   |                        |  |  |
| Hygiene Performed                         | ---   | Patient/family refused -TW  | ---                    | ---  | ---  |
| Performed by                              | ---   | Self -TW  | ---                    | ---  | ---  |
| Incentive Spirometer                      |   |   |                        |  |  |
| Is pt using incentive spirometer?         | Yes (independent) -TS   | Yes, independent -TW  | Yes (independent) -DG  | ---  | ---  |



WS Kennestone Hospital  
677 Church Street  
Marietta GA 30060-1101  
Inpatient Record

Maurice, Eugene George  
MRN: 561253820, DOB: 1/2/1949, Sex: M  
Adm: 6/17/2018, D/C: 6/21/2018

**Flowsheets (all recorded) (continued)**

**Daily Cares/Safety (continued)**

| Row Name                                      | 06/20/18 2133 | 06/20/18 19:43:22 | 06/20/18 0800      | 06/20/18 0600 | 06/20/18 0400 |
|---|---------------|-------------------|--------------------|---------------|---------------|
| <b>Incentive Spirometry Tx</b>                |               |                   |                    |               |               |
| Respiratory Effort                            | ---           | ---               | Good -DG           | ---           | ---           |
| Treatment Tolerance                           | ---           | ---               | Tolerated well -DG | ---           | ---           |
| <b>Family/Significant Other Communication</b> |               |                   |                    |               |               |
| Family/Significant Other Update               | ---           | Called -TW        | ---                | ---           | ---           |
| <b>Telemetry Details</b>                      |               |                   |                    |               |               |
| Telemetry Monitor On                          | Yes -TS       | Yes -TW           | No -DG             | ---           | ---           |
| Telemetry Audible                             | Yes -TS       | Yes -TW           | ---                | ---           | ---           |
| Telemetry Box Number                          | 5208 -TS      | 5208 -TW          | ---                | ---           | ---           |
| Telemetry Alarms Set                          | Yes -TS       | Yes -TW           | ---                | ---           | ---           |

| Row Name | 06/20/18 0200 | 06/20/18 0000 | 06/19/18 2200 | 06/19/18 2000 | 06/19/18 1600 |
|----------|---------------|---------------|---------------|---------------|---------------|
|----------|---------------|---------------|---------------|---------------|---------------|

|                         |  |  |  |  |  |
|-------------------------|--|--|--|--|--|
| <b>Safe Environment</b> |  |  |  |  |  |
| Arm Bands On            | ID -JP   | ID -JP   | ID -JP   | ID -JP   | ID -FT   |
| Safety Checks           | Overbed table in reach;Bed in lowest position;Wheels on bed locked;NonSkid Footwear on;Call light in reach -JP | Overbed table in reach;Wheels on bed locked;Bed in lowest position;NonSkid Footwear on;Call light in reach -JP | Overbed table in reach;Bed in lowest position;Wheels on bed locked;Call light in reach -JP | Overbed table in reach;Bed in lowest position;Wheels on bed locked;Call light in reach -JP | Overbed table in reach;Bed in lowest position;Wheels on bed locked;Call light in reach -FT |
| Safety Alarm Verified   | No alarm -JP   | No alarm -JP   | No alarm -JP   | No alarm -JP   | No alarm -FT   |
| Side Rails/Bed Safety   | 3/4 -JP  | 3/4 -JP  | 3/4 -JP  | 3/4 -JP  | 3/4 -FT  |

|   |                           |                           |   |   |   |
|---|---------------------------|---------------------------|---|---|---|
| <b>Fall Risk Interventions</b>            |                           |                           |   |   |   |
| Fall Prevention Interventions             | Yellow Armband, Socks -JP | Yellow Armband, Socks -JP | Yellow Armband, Socks;Needed items within reach -JP | Yellow Armband, Socks;Needed items within reach -JP | Yellow Armband, Socks;Needed items within reach -FT |
| Fall Prevention Education Reviewed with : | Patient;Family -JP        | Patient;Family -JP        | Patient;Family -JP                                  | Patient;Family -JP                                  | Patient;Family -FT                                  |

|                        |   |   |   |   |   |
|------------------------|---|---|---|---|---|
| <b>Mobility</b>        |   |   |   |   |   |
| Mobility Intervention  | Resting in bed -JP  | Resting in bed -JP  | Resting in bed -JP  | Resting in bed -JP  | Resting in bed -FT  |
| Assistive Device       | ---   | ---   | ---   | ---   | None -FT  |
| Level of Assistance    | Standby assist, set-up cues, supervision of patient - no hands on -JP | Standby assist, set-up cues, supervision of patient - no hands on -JP | Standby assist, set-up cues, supervision of patient - no hands on -JP | Standby assist, set-up cues, supervision of patient - no hands on -JP | Standby assist, set-up cues, supervision of patient - no hands on -FT |
| Active Range of Motion | Active;All extremities -JP  | Active;All extremities -JP  | Active;All extremities -JP  | Active;All extremities -JP  | Active;All extremities -FT  |

|                                       |                            |                            |                            |                            |                            |
|---------------------------------------|----------------------------|----------------------------|----------------------------|----------------------------|----------------------------|
| <b>Patient Position</b>               |                            |                            |                            |                            |                            |
| Head of Bed Elevated > / = 30 degrees | Yes -JP                    | Yes -JP                    | Yes -JP                    | Yes -JP                    | Yes -FT                    |
| Repositioned                          | Turns self -JP             | Turns self -JP             | Turns self -JP             | Turns self -JP             | Turns self -FT             |
| Heels/Feet                            | Heels elevated off bed -JP | Heels elevated off bed -JP | Heels elevated off bed -JP | Heels elevated off bed -JP | Heels elevated off bed -FT |

|                              |     |     |     |         |     |
|------------------------------|-----|-----|-----|---------|-----|
| <b>Anti-Embolism Devices</b> |     |     |     |         |     |
| Anti-Embolism Devices        | --- | --- | --- | Off -EE | --- |

|                                   |     |     |     |                       |     |
|-----------------------------------|-----|-----|-----|-----------------------|-----|
| <b>Incentive Spirometer</b>       |     |     |     |                       |     |
| Is pt using incentive spirometer? | --- | --- | --- | Yes (independent) -EE | --- |

|                                |     |     |     |                    |     |
|--------------------------------|-----|-----|-----|--------------------|-----|
| <b>Incentive Spirometry Tx</b> |     |     |     |                    |     |
| Respiratory Effort             | --- | --- | --- | Good -EE           | --- |
| Treatment Tolerance            | --- | --- | --- | Tolerated well -EE | --- |

| Row Name | 06/19/18 1429 | 06/19/18 1118 | 06/19/18 1000 | 06/19/18 0800 | 06/19/18 0600 |
|----------|---------------|---------------|---------------|---------------|---------------|
|----------|---------------|---------------|---------------|---------------|---------------|

|                         |  |     |  |  |  |
|-------------------------|--|-----|--|--|--|
| <b>Safe Environment</b> |  |     |  |  |  |
| Arm Bands On            | ID -FT   | --- | ID -DF   | ID -DF   | ID;Allergies -MJ   |
| Safety Checks           | Overbed table in reach;Bed in lowest position;Wheels on bed locked;Call light in reach -FT | --- | Overbed table in reach;Bed in lowest position;Wheels on bed locked;NonSkid Footwear on;Call light in reach -DF | Overbed table in reach;Bed in lowest position;Wheels on bed locked;NonSkid Footwear on;Call light in reach -DF | Overbed table in reach;Bed in lowest position;Wheels on bed locked;Call light in reach -MJ |
| Safety Alarm Verified   | No alarm -FT   | --- | No alarm -DF   | No alarm -DF   | No alarm -MJ   |
| Side Rails/Bed Safety   | 3/4 -FT  | --- | 3/4 -DF  | 3/4 -DF  | 3/4 -MJ  |



WS Kennestone Hospital  
677 Church Street  
Marietta GA 30060-1101  
Inpatient Record

Maurice, Eugene George  
MRN: 561253820, DOB: 1/2/1949, Sex: M  
Adm: 6/17/2018, D/C: 6/21/2018

**Flowsheets (all recorded) (continued)**

**Daily Cares/Safety (continued)**

| Row Name                                  | 06/19/18 1429   | 06/19/18 1118 | 06/19/18 1000   | 06/19/18 0800   | 06/19/18 0600   |
|---|---|---------------|---|---|---|
| <b>Fall Risk Interventions</b>            |   |               |   |   |   |
| Fall Prevention Interventions             | Yellow Armband, Socks;Needed items within reach -FT                   | ---           | Frequent Visual Checks/Rounding;Needed items within reach -DF         | Frequent Visual Checks/Rounding;Needed items within reach -DF         | Yellow Armband, Socks;Frequent Visual Checks/Rounding;Needed items within reach -MJ |
| Fall Prevention Education Reviewed with : | Patient;Family -FT  | ---           | Patient -DF   | Patient -DF   | Patient -MJ   |
| <b>Mobility</b>                           |   |               |   |   |   |
| Mobility Intervention                     | Ambulate in room;Resting in bed -FT                                   | ---           | Resting in bed -DF  | Resting in bed -DF  | Resting in bed -MJ  |
| Assistive Device                          | None -FT  | ---           | ---   | ---   | ---   |
| Level of Assistance                       | Standby assist, set-up cues, supervision of patient - no hands on -FT | ---           | Standby assist, set-up cues, supervision of patient - no hands on -DF | Standby assist, set-up cues, supervision of patient - no hands on -DF | Standby assist, set-up cues, supervision of patient - no hands on -MJ               |
| Active Range of Motion                    | Active;All extremities -FT  | ---           | Active;All extremities -DF  | Active;All extremities -DF  | Active;All extremities -MJ  |
| <b>Patient Position</b>                   |   |               |   |   |   |
| Head of Bed Elevated > / = 30 degrees     | Yes -FT   | ---           | Yes -DF   | Yes -DF   | Yes -MJ   |
| Repositioned                              | Turns self -FT  | ---           | Turns self -DF  | Turns self -DF  | Turns self -MJ  |
| Heels/Feet                                | Heels elevated off bed -FT  | ---           | ---   | ---   | ---   |
| <b>Anti-Embolism Devices</b>              |   |               |   |   |   |
| Anti-Embolism Devices                     | ---   | ---           | ---   | Off -JI   | ---   |
| Patient Refused                           | ---   | ---           | ---   | Yes -JI   | ---   |
| <b>Hygiene</b>                            |   |               |   |   |   |
| Skin Prep for Procedure                   | ---   | No -PM        | ---   | ---   | ---   |
| <b>Incentive Spirometer</b>               |   |               |   |   |   |
| Is pt using incentive spirometer?         | ---   | ---           | ---   | Yes (independent) -JI   | ---   |

| Row Name                                  | 06/19/18 0400  | 06/19/18 0200  | 06/19/18 0000  | 06/18/18 2200  | 06/18/18 2000   |
|---|--|--|--|--|---|
| <b>Precautions</b>                        |  |  |  |  |   |
| Precautions                               | Fall;Bleeding -RM  | Fall;Bleeding -RM  | Fall;Bleeding -RM  | Fall;Bleeding -RM  | Fall;Bleeding -RM   |
| <b>Safe Environment</b>                   |  |  |  |  |   |
| Arm Bands On                              | ID;Allergies -RM   | ID;Allergies -RM   | ID;Allergies -MJ   | ID;Allergies -MJ   | ID;Allergies -MJ  |
| Safety Checks                             | Overbed table in reach;Bed in lowest position;Wheels on bed locked;Call light in reach -RM | Overbed table in reach;Bed in lowest position;Wheels on bed locked;Call light in reach -RM | Overbed table in reach;Bed in lowest position;Wheels on bed locked;Call light in reach -MJ | Overbed table in reach;Bed in lowest position;Wheels on bed locked;Call light in reach -MJ | Overbed table in reach;Bed in lowest position;Wheels on bed locked;Call light in reach -MJ            |
| Safety Alarm Verified                     | No alarm -RM   | No alarm -RM   | No alarm -MJ   | No alarm -MJ   | No alarm -MJ  |
| Side Rails/Bed Safety                     | 3/4 -RM  | 3/4 -RM  | 3/4 -MJ  | 3/4 -MJ  | 3/4 -MJ   |
| <b>Fall Risk Interventions</b>            |  |  |  |  |   |
| Fall Prevention Interventions             | Yellow Armband, Socks;Frequent Visual Checks/Rounding;Needed items within reach -RM        | Yellow Armband, Socks;Frequent Visual Checks/Rounding;Needed items within reach -RM        | Yellow Armband, Socks;Frequent Visual Checks/Rounding;Needed items within reach -MJ        | Yellow Armband, Socks;Frequent Visual Checks/Rounding;Needed items within reach -MJ        | Yellow Armband, Socks;Frequent Visual Checks/Rounding;Needed items within reach -MJ                   |
| Fall Prevention Education Reviewed with : | Patient -RM  | Patient -RM  | Patient -MJ  | Patient -MJ  | Patient -MJ   |
| <b>Functional Abilities on Admission</b>  |  |  |  |  |   |
| Eating                                    | ---  | ---  | ---  | ---  | 06. Independent - Patient completes the activity by him/herself with no assistance from a helper. -RM |
| Oral Hygiene                              | ---  | ---  | ---  | ---  | 06. Independent - Patient completes the activity by him/herself with no assistance from a helper. -RM |
| Toileting Hygiene                         | ---  | ---  | ---  | ---  | 06. Independent -   |





WS Kennestone Hospital  
677 Church Street  
Marietta GA 30060-1101  
Inpatient Record

Maurice, Eugene George  
MRN: 561253820, DOB: 1/2/1949, Sex: M  
Adm: 6/17/2018, D/C: 6/21/2018

Flowsheets (all recorded) (continued)

Daily Cares/Safety (continued)

| Row Name                                      | 06/19/18 0400   | 06/19/18 0200   | 06/19/18 0000   | 06/18/18 2200   | 06/18/18 2000  |
|---|---|---|---|---|--|
| Wash upper body                               | —   | —   | —   | —   | Patient completes the activity by him/herself with no assistance from a helper. -RM<br>06. Independent - Patient completes the activity by him/herself with no assistance from a helper. -RM |
| <b>Functional Abilities Discharge Goals</b>   |   |   |   |   |  |
| Eating discharge goal                         | —   | —   | —   | —   | 06. Independent - Patient completes the activity by him/herself with no assistance from a helper. -RM  |
| Oral Hygiene discharge goal                   | —   | —   | —   | —   | 06. Independent - Patient completes the activity by him/herself with no assistance from a helper. -RM  |
| Toileting Hygiene discharge goal              | —   | —   | —   | —   | 06. Independent - Patient completes the activity by him/herself with no assistance from a helper. -RM  |
| Wash Upper Body discharge goal                | —   | —   | —   | —   | 06. Independent - Patient completes the activity by him/herself with no assistance from a helper. -RM  |
| <b>Mobility</b>                               |   |   |   |   |  |
| Mobility Intervention                         | Resting in bed -RM  | Resting in bed -RM  | Resting in bed -MJ  | Resting in bed -MJ  | Resting in bed -MJ   |
| Assistive Device                              | —   | —   | —   | —   | None -RM   |
| Level of Assistance                           | Standby assist, set-up cues, supervision of patient - no hands on -RM | Standby assist, set-up cues, supervision of patient - no hands on -RM | Standby assist, set-up cues, supervision of patient - no hands on -MJ | Standby assist, set-up cues, supervision of patient - no hands on -MJ | Standby assist, set-up cues, supervision of patient - no hands on -MJ  |
| Active Range of Motion                        | Active;All extremities -RM  | Active;All extremities -RM  | Active;All extremities -MJ  | Active;All extremities -MJ  | Active;All extremities -RM   |
| Transport Method                              | —   | —   | —   | —   | Bed -RM  |
| <b>Patient Position</b>                       |   |   |   |   |  |
| Head of Bed Elevated > / = 30 degrees         | Yes -RM   | Yes -RM   | Yes -MJ   | Yes -MJ   | Yes -MJ  |
| Repositioned Heels/Feet                       | Turns self -RM  | Turns self -RM  | Turns self -MJ  | Turns self -MJ  | Turns self -MJ<br>Heels elevated off bed -RM   |
| <b>Anti-Embolism Devices</b>                  |   |   |   |   |  |
| Anti-Embolism Devices                         | —   | —   | —   | —   | Off -RM  |
| Patient Refused                               | —   | —   | —   | —   | Yes -RM  |
| <b>Nutrition</b>                              |   |   |   |   |  |
| Feeding                                       | —   | —   | —   | —   | Able to feed self -RM  |
| <b>Hygiene</b>                                |   |   |   |   |  |
| Hygiene Performed                             | —   | —   | —   | —   | Hand hygiene -RM   |
| Performed by                                  | —   | —   | —   | —   | Self -RM   |
| <b>Incentive Spirometer</b>                   |   |   |   |   |  |
| Is pt using incentive spirometer?             | —   | —   | —   | —   | Yes (independent) -RM  |
| <b>Family/Significant Other Communication</b> |   |   |   |   |  |
| Family/Significant Other Update               | —   | —   | —   | —   | Updated;Visiting -RM   |
| <b>Telemetry Details</b>                      |   |   |   |   |  |
| Telemetry Monitor On                          | —   | —   | —   | —   | No -RM   |
| <b>Comfort and Environment Interventions</b>  |   |   |   |   |  |
| Comfort                                       | —   | —   | —   | —   | Repositioned -RM   |





WS Kennestone Hospital  
677 Church Street  
Marietta GA 30060-1101  
Inpatient Record

Maurice, Eugene George  
MRN: 561253820, DOB: 1/2/1949, Sex: M  
Adm: 6/17/2018, D/C: 6/21/2018

**Flowsheets (all recorded) (continued)**

**Daily Cares/Safety (continued)**

| Row Name                                       | 06/19/18 0400     | 06/19/18 0200  | 06/19/18 0000  | 06/18/18 2200   | 06/18/18 2000   |
|--|-------------------|--|--|---|---|
| <b>Less Restrictive Restraint Alternatives</b> |                   |  |  |   |   |
| Alternatives Utilized                          | —                 | —  | —  | —   | Family/Visitor at Bedside;More Frequent Safety Checks -RM |
| <b>Safety Equipment at Bedside</b>             |                   |  |  |   |   |
| Safety Equipment at Bedside                    | —                 | —  | —  | —   | Suction -RM   |
| <b>Entertainment</b>                           |                   |  |  |   |   |
| Therapy Interventions                          | —                 | —  | —  | —   | Television -RM  |
| Row Name                                       | 06/18/18 1819     | 06/18/18 1600  | 06/18/18 1400  | 06/18/18 1345   | 06/18/18 1303   |
| <b>Safe Environment</b>                        |                   |  |  |   |   |
| Arm Bands On                                   | —                 | ID;Allergies -JD   | ID;Allergies -JD   | —   | —   |
| Safety Checks                                  | —                 | Overbed table in reach;Bed in lowest position;Wheels on bed locked;Call light in reach -JD | Overbed table in reach;Bed in lowest position;Wheels on bed locked;Call light in reach -JD | —   | —   |
| Safety Alarm Verified                          | —                 | No alarm -JD   | No alarm -JD   | —   | —   |
| Side Rails/Bed Safety                          | —                 | 3/4 -JD  | 3/4 -JD  | —   | —   |
| <b>Fall Risk Interventions</b>                 |                   |  |  |   |   |
| Fall Prevention Interventions                  | —                 | Yellow Armband, Socks;Frequent Visual Checks/Rounding;Needed items within reach -JD        | Yellow Armband, Socks;Frequent Visual Checks/Rounding;Needed items within reach -JD        | —   | —   |
| Fall Prevention Education Reviewed with :      | —                 | Patient;Family -JD   | Patient;Family -JD   | —   | —   |
| <b>Mobility</b>                                |                   |  |  |   |   |
| Mobility Intervention                          | —                 | Chair -JD  | Chair -JD  | Bathroom privileges;Back to bed -JI                                   | —   |
| Assistive Device                               | —                 | None -JD   | —  | None -JI  | —   |
| Level of Assistance                            | —                 | Standby assist, set-up cues, supervision of patient - no hands on -JD                      | Standby assist, set-up cues, supervision of patient - no hands on -JD                      | Standby assist, set-up cues, supervision of patient - no hands on -JI | —   |
| <b>Patient Position</b>                        |                   |  |  |   |   |
| Repositioned                                   | —                 | Up in chair -JD  | Up in chair -JD  | —   | —   |
| <b>Nutrition</b>                               |                   |  |  |   |   |
| Percent Meals Eaten (%)                        | 100 % Dinner. -JI | —  | —  | —   | 95 % Lunch -JI  |

| Row Name                                  | 06/18/18 1205 | 06/18/18 1000  | 06/18/18 0800  | 06/18/18 0600  | 06/18/18 0400  |
|---|---------------|--|--|--|--|
| <b>Precautions</b>                        |               |  |  |  |  |
| Precautions                               | —             | —  | —  | Fall;Bleeding -RM  | Fall;Bleeding -RM  |
| <b>Safe Environment</b>                   |               |  |  |  |  |
| Arm Bands On                              | —             | ID;Allergies -JD   | ID;Allergies -JD   | ID;Allergies;Blood bank -RM  | ID;Allergies;Blood bank -RM  |
| Safety Checks                             | —             | Overbed table in reach;Bed in lowest position;Wheels on bed locked;Call light in reach -JD | Overbed table in reach;Bed in lowest position;Wheels on bed locked;Call light in reach -JD | Overbed table in reach;Bed in lowest position;Wheels on bed locked;NonSkid Footwear on;Call light in reach -RM                         | Overbed table in reach;Bed in lowest position;Wheels on bed locked;NonSkid Footwear on;Call light in reach -RM                         |
| Safety Alarm Verified                     | —             | No alarm -JD   | No alarm -JD   | No alarm -RM   | No alarm -RM   |
| Side Rails/Bed Safety                     | —             | 3/4 -JD  | 3/4 -JD  | 3/4 -RM  | 3/4 -RM  |
| <b>Fall Risk Interventions</b>            |               |  |  |  |  |
| Fall Prevention Interventions             | —             | Yellow Armband, Socks;Frequent Visual Checks/Rounding;Needed items within reach -JD        | Yellow Armband, Socks;Frequent Visual Checks/Rounding;Needed items within reach -JD        | "Call, Don't Fall" Doorsign;Frequent Visual Checks/Rounding;Needed items within reach;Adequate room lighting;Orient to environment -RM | "Call, Don't Fall" Doorsign;Frequent Visual Checks/Rounding;Needed items within reach;Adequate room lighting;Orient to environment -RM |
| Fall Prevention Education Reviewed with : | —             | Patient;Family -JD   | Patient;Family -JD   | Patient;Family;Education Activity Updated -RM  | Patient;Family;Education Activity Updated -RM  |



WS Kennestone Hospital  
677 Church Street  
Marietta GA 30060-1101  
Inpatient Record

Maurice, Eugene George  
MRN: 561253820, DOB: 1/2/1949, Sex: M  
Adm: 6/17/2018, D/C: 6/21/2018

**Flowsheets (all recorded) (continued)**

**Daily Cares/Safety (continued)**

| Row Name                                    | 06/18/18 1205   | 06/18/18 1000               | 06/18/18 0800               | 06/18/18 0600   | 06/18/18 0400   |
|---|---|-----------------------------|-----------------------------|---|---|
| <b>Functional Abilities on Admission</b>    |   |                             |                             |   |   |
| Eating                                      | ---   | ---                         | ---                         | 06. Independent - Patient completes the activity by him/herself with no assistance from a helper. -RM | 06. Independent - Patient completes the activity by him/herself with no assistance from a helper. -RM |
| Oral Hygiene                                | ---   | ---                         | ---                         | 06. Independent - Patient completes the activity by him/herself with no assistance from a helper. -RM | 06. Independent - Patient completes the activity by him/herself with no assistance from a helper. -RM |
| Toileting Hygiene                           | ---   | ---                         | ---                         | 06. Independent - Patient completes the activity by him/herself with no assistance from a helper. -RM | 06. Independent - Patient completes the activity by him/herself with no assistance from a helper. -RM |
| Wash upper body                             | ---   | ---                         | ---                         | 06. Independent - Patient completes the activity by him/herself with no assistance from a helper. -RM | 06. Independent - Patient completes the activity by him/herself with no assistance from a helper. -RM |
| <b>Functional Abilities Discharge Goals</b> |   |                             |                             |   |   |
| Eating discharge goal                       | ---   | ---                         | ---                         | 06. Independent - Patient completes the activity by him/herself with no assistance from a helper. -RM | 06. Independent - Patient completes the activity by him/herself with no assistance from a helper. -RM |
| Oral Hygiene discharge goal                 | ---   | ---                         | ---                         | 06. Independent - Patient completes the activity by him/herself with no assistance from a helper. -RM | 06. Independent - Patient completes the activity by him/herself with no assistance from a helper. -RM |
| Toileting Hygiene discharge goal            | ---   | ---                         | ---                         | 06. Independent - Patient completes the activity by him/herself with no assistance from a helper. -RM | 06. Independent - Patient completes the activity by him/herself with no assistance from a helper. -RM |
| Wash Upper Body discharge goal              | ---   | ---                         | ---                         | 06. Independent - Patient completes the activity by him/herself with no assistance from a helper. -RM | 06. Independent - Patient completes the activity by him/herself with no assistance from a helper. -RM |
| <b>Mobility</b>                             |   |                             |                             |   |   |
| Mobility Intervention                       | Ambulate in room; Bathroom privileges; Chair -JI                      | Bathroom privileges -JD     | Bathroom privileges -JD     | Ambulate in room; Up ad lib -RM   | Ambulate in room; Up ad lib -RM   |
| Assistive Device                            | None -JI  | None -JD                    | None -JD                    | None -RM  | None -RM  |
| Level of Assistance                         | Standby assist, set-up cues, supervision of patient - no hands on -JI | Independent -JD             | Independent -JD             | Independent -RM   | Independent -RM   |
| Active Range of Motion                      | ---   | Active; All extremities -JD | Active; All extremities -JD | Active; All extremities -RM   | Active; All extremities -RM   |
| Transport Method                            | ---   | ---                         | ---                         | Bed -RM   | Bed -RM   |
| <b>Patient Position</b>                     |   |                             |                             |   |   |
| Head of Bed Elevated > / = 30 degrees       | ---   | Yes -JD                     | Yes -JD                     | Yes Simultaneous filing. User may be unaware of other data. -LT                                       | Yes -RM   |
| Repositioned                                | ---   | Turns self -JD              | Turns self -JD              | Turns self Simultaneous filing. User may be unaware of other data. -LT                                | Turns self -RM  |
| Heels/Feet                                  | ---   | Heels elevated off bed -JD  | Heels elevated off bed -JD  | Heels elevated off bed -RM  | Heels elevated off bed -RM  |
| <b>Anti-EMBOLISM Devices</b>                |   |                             |                             |   |   |
| Anti-Embolism Devices                       | ---   | ---                         | Off -JI                     | ---   | ---   |
| Patient Refused                             | ---   | ---                         | Yes -JI                     | ---   | ---   |
| <b>Nutrition</b>                            |   |                             |                             |   |   |
| Feeding                                     | ---   | ---                         | ---                         | Able to feed self -RM   | Able to feed self -RM   |



WS Kennestone Hospital  
677 Church Street  
Marietta GA 30060-1101  
Inpatient Record

Maurice, Eugene George  
MRN: 561253820, DOB: 1/2/1949, Sex: M  
Adm: 6/17/2018, D/C: 6/21/2018

**Flowsheets (all recorded) (continued)**

**Daily Cares/Safety (continued)**

| Row Name                                       | 06/18/18 1205 | 06/18/18 1000 | 06/18/18 0800         | 06/18/18 0600                   | 06/18/18 0400                   |
|--|---------------|---------------|-----------------------|---------------------------------|---------------------------------|
| <b>Incentive Spirometer</b>                    |               |               |                       |                                 |                                 |
| Is pt using incentive spirometer?              | —             | —             | Yes (independent) -JI | Yes (independent) -RM           | Yes (independent) -RM           |
| <b>Telemetry Details</b>                       |               |               |                       |                                 |                                 |
| Telemetry Monitor On                           | —             | —             | —                     | No -RM                          | No -RM                          |
| <b>Comfort and Environment Interventions</b>   |               |               |                       |                                 |                                 |
| Comfort  | —             | —             | —                     | Repositioned -RM                | Repositioned -RM                |
| <b>Less Restrictive Restraint Alternatives</b> |               |               |                       |                                 |                                 |
| Alternatives Utilized                          | —             | —             | —                     | More Frequent Safety Checks -RM | More Frequent Safety Checks -RM |
| <b>Safety Equipment at Bedside</b>             |               |               |                       |                                 |                                 |
| Safety Equipment at Bedside                    | —             | —             | —                     | Suction -RM                     | Suction -RM                     |

| Row Name                                    | 06/18/18 0200  | 06/18/18 0000  | 06/17/18 1538 |
|---|--|--|---------------|
| <b>Precautions</b>                          |  |  |               |
| Precautions                                 | Fall;Bleeding -RM  | Fall;Bleeding -RM  | —             |
| <b>Safe Environment</b>                     |  |  |               |
| Arm Bands On                                | ID;Allergies;Blood bank -RM  | ID;Allergies;Blood bank -RM  | —             |
| Safety Checks                               | Overbed table in reach;Bed in lowest position;Wheels on bed locked;NonSkid Footwear on;Call light in reach -RM                         | Overbed table in reach;Bed in lowest position;Wheels on bed locked;NonSkid Footwear on;Call light in reach -RM                         | —             |
| Safety Alarm Verified                       | No alarm -RM   | No alarm -RM   | —             |
| Side Rails/Bed Safety                       | 3/4 -RM  | 3/4 -RM  | —             |
| <b>Fall Risk Interventions</b>              |  |  |               |
| Fall Prevention Interventions               | "Call, Don't Fall" Doorsign;Frequent Visual Checks/Rounding;Needed items within reach;Adequate room lighting;Orient to environment -RM | "Call, Don't Fall" Doorsign;Frequent Visual Checks/Rounding;Needed items within reach;Adequate room lighting;Orient to environment -RM | —             |
| Fall Prevention Education Reviewed with :   | Patient;Family;Education Activity Updated -RM  | Patient;Family;Education Activity Updated -RM  | —             |
| <b>Functional Abilities on Admission</b>    |  |  |               |
| Eating                                      | 06. Independent - Patient completes the activity by him/herself with no assistance from a helper. -RM                                  | 06. Independent - Patient completes the activity by him/herself with no assistance from a helper. -RM                                  | —             |
| Oral Hygiene                                | 06. Independent - Patient completes the activity by him/herself with no assistance from a helper. -RM                                  | 06. Independent - Patient completes the activity by him/herself with no assistance from a helper. -RM                                  | —             |
| Toileting Hygiene                           | 06. Independent - Patient completes the activity by him/herself with no assistance from a helper. -RM                                  | 06. Independent - Patient completes the activity by him/herself with no assistance from a helper. -RM                                  | —             |
| Wash upper body                             | 06. Independent - Patient completes the activity by him/herself with no assistance from a helper. -RM                                  | 06. Independent - Patient completes the activity by him/herself with no assistance from a helper. -RM                                  | —             |
| <b>Functional Abilities Discharge Goals</b> |  |  |               |
| Eating discharge goal                       | 06. Independent - Patient completes the activity by him/herself with no assistance from a helper. -RM                                  | 06. Independent - Patient completes the activity by him/herself with no assistance from a helper. -RM                                  | —             |
| Oral Hygiene discharge                      | 06. Independent -  | 06. Independent -  | —             |



**Flowsheets (all recorded) (continued)**

**Daily Cares/Safety (continued)**

| Row Name  | 06/18/18 0200   | 06/18/18 0000   | 06/17/18 1538 |
|---|---|---|---------------|
| goal  | Patient completes the activity by him/herself with no assistance from a helper. -RM                   | Patient completes the activity by him/herself with no assistance from a helper. -RM                   |               |
| Toileting Hygiene discharge goal                | 06. Independent - Patient completes the activity by him/herself with no assistance from a helper. -RM | 06. Independent - Patient completes the activity by him/herself with no assistance from a helper. -RM | ---           |
| Wash Upper Body discharge goal                  | 06. Independent - Patient completes the activity by him/herself with no assistance from a helper. -RM | 06. Independent - Patient completes the activity by him/herself with no assistance from a helper. -RM | ---           |
| <b>Mobility</b>                                 |   |   |               |
| Mobility Intervention                           | Ambulate in room;Up ad lib -RM  | Ambulate in room;Up ad lib -RM  | ---           |
| Assistive Device                                | None -RM  | None -RM  | ---           |
| Level of Assistance                             | Independent -RM   | Independent -RM   | ---           |
| Active Range of Motion                          | Active;All extremities -RM  | Active;All extremities -RM  | ---           |
| Transport Method                                | Bed -RM   | Bed -RM   | ---           |
| <b>Patient Position</b>                         |   |   |               |
| Head of Bed Elevated > / = 30 degrees           | Yes -RM   | Yes -LT   | ---           |
| Repositioned                                    | Turns self -RM  | Turns self -LT  | ---           |
| Heels/Feet                                      | Heels elevated off bed -RM  | Heels elevated off bed -RM  | ---           |
| <b>Anti-Embolism Devices</b>                    |   |   |               |
| Anti-Embolism Devices                           | ---   | Off -RM   | ---           |
| Bilateral Sequential                            | ---   | Yes -RM   | ---           |
| <b>Nutrition</b>                                |   |   |               |
| Feeding   | Able to feed self -RM   | Able to feed self -RM   | ---           |
| <b>Hygiene</b>                                  |   |   |               |
| Hygiene Performed                               | ---   | Peri care;Hand hygiene -RM  | ---           |
| Performed by                                    | ---   | Self -RM  | ---           |
| <b>Incentive Spirometer</b>                     |   |   |               |
| Is pt using incentive spirometer?               | Yes (independent) -RM   | Yes (independent) -RM   | ---           |
| <b>Incentive Spirometry Tx</b>                  |   |   |               |
| Respiratory Effort                              | ---   | Good -RM  | ---           |
| Treatment Tolerance                             | ---   | Tolerated well -RM  | ---           |
| Incentive Spirometry Goal (mL)                  | ---   | 1500 mL -RM   | ---           |
| Incentive Spirometry Achieved X 10 efforts (mL) | ---   | 1500-2000 mL -RM  | ---           |
| <b>Family/Significant Other Communication</b>   |   |   |               |
| Family/Significant Other Update                 | ---   | Updated -RM   | ---           |
| <b>Telemetry Details</b>                        |   |   |               |
| Telemetry Monitor On                            | No -RM  | No -RM  | Yes -RG       |
| Telemetry Box Number                            | ---   | ---   | 5175 -RG      |
| <b>Comfort and Environment Interventions</b>    |   |   |               |
| Comfort   | Repositioned -RM  | Repositioned -RM  | ---           |
| <b>Less Restrictive Restraint Alternatives</b>  |   |   |               |
| Alternatives Utilized                           | More Frequent Safety Checks -RM   | More Frequent Safety Checks -RM   | ---           |
| <b>Safety Equipment at Bedside</b>              |   |   |               |
| Safety Equipment at                             | Suction -RM   | Suction -RM   | ---           |





WS Kennestone Hospital  
677 Church Street  
Marietta GA 30060-1101  
Inpatient Record

Maurice, Eugene George  
MRN: 561253820, DOB: 1/2/1949, Sex: M  
Adm: 6/17/2018, D/C: 6/21/2018

**Flowsheets (all recorded) (continued)**

**Daily Cares/Safety (continued)**

| Row Name | 06/18/18 0200 | 06/18/18 0000 | 06/17/18 1538 |
|----------|---------------|---------------|---------------|
| Bedside  |               |               |               |



WS Kennestone Hospital  
677 Church Street  
Marietta GA 30060-1101  
Inpatient Record

Maurice, Eugene George  
MRN: 561253820, DOB: 1/2/1949, Sex: M  
Adm: 6/17/2018, D/C: 6/21/2018

**Flowsheets (all recorded)**

**Vital Signs**

| Row Name                   | 06/21/18 11:36:09                | 06/21/18 0830       | 06/21/18 07:35:36              | 06/21/18 04:07:21              | 06/20/18 23:57:07                |
|----------------------------|----------------------------------|---------------------|--------------------------------|--------------------------------|----------------------------------|
| <b>Vital Signs</b>         |                                  |                     |                                |                                |                                  |
| Automatic Restart          | Yes -CI                          | —                   | Yes -CI                        | Yes -DI (r) TW (t)             | Yes -DI (r) TW (t)               |
| Vitals Timer               |                                  |                     |                                |                                |                                  |
| Pulse                      | 60 -DI (r) CI (t)                | —                   | 62 -DI (r) CI (t)              | 63 -DI (r) TW (t)              | 109 -DI (r) TW (t)               |
| Heart Rate Source          | Monitor -CI                      | —                   | Monitor -CI                    | Monitor -TW                    | Monitor -TW                      |
| Resp                       | 18 -CI                           | —                   | 18 -CI                         | 18 -DI (r) TW (t)              | 16 -DI (r) TW (t)                |
| Respiration Source         | visual -CI                       | —                   | visual -CI                     | visual -TW                     | visual -TW                       |
| BP                         | 123/59 -DI (r) CI (t)            | —                   | 137/64 -DI (r) CI (t)          | 121/58 -DI (r) TW (t)          | 124/53 -DI (r) TW (t)            |
| Calculated MAP             | 80.33 -DI (r) CI (t)             | —                   | 88.33 -DI (r) CI (t)           | 79 -DI (r) TW (t)              | 76.67 -DI (r) TW (t)             |
| BP Location                | Right arm -CI                    | —                   | Right arm -CI                  | Right arm -TW                  | Right arm -TW                    |
| BP Method                  | Portable -CI                     | —                   | Portable -CI                   | Portable -TW                   | Portable -TW                     |
| Patient Position           | Supine -CI                       | —                   | Supine -CI                     | Supine -TW                     | Supine -TW                       |
| Temp                       | 98.5 °F (36.9 °C) -DI (r) CI (t) | —                   | 98 °F (36.7 °C) -DI (r) CI (t) | 98 °F (36.7 °C) -DI (r) TW (t) | 98.4 °F (36.9 °C) -DI (r) TW (t) |
| Temp src                   | Oral -CI                         | —                   | Oral -CI                       | Oral -TW                       | Oral -TW                         |
| <b>Oxygen Therapy</b>      |                                  |                     |                                |                                |                                  |
| SpO2                       | 96 % -DI (r) CI (t)              | —                   | 95 % -DI (r) CI (t)            | 93 % -DI (r) TW (t)            | 93 % -DI (r) TW (t)              |
| O2 Device                  | None (Room air) -CI              | None (Room air) -AM | None (Room air) -CI            | None (Room air) -TW            | None (Room air) -TW              |
| <b>Vitals Sepsis Score</b> |                                  |                     |                                |                                |                                  |
| Vitals Sepsis Risk Score   | 0 -CI                            | —                   | 0 -CI                          | 0 -DI (r) TW (t)               | 1 -DI (r) TW (t)                 |

| Row Name                   | 06/20/18 2133       | 06/20/18 19:43:22                | 06/20/18 15:50:04                | 06/20/18 1458       | 06/20/18 14:02:02                |
|----------------------------|---------------------|----------------------------------|----------------------------------|---------------------|----------------------------------|
| <b>Vital Signs</b>         |                     |                                  |                                  |                     |                                  |
| Automatic Restart          | —                   | Yes -DI (r) TW (t)               | Yes -DI (r) LF (t)               | —                   | —                                |
| Vitals Timer               |                     |                                  |                                  |                     |                                  |
| Pulse                      | —                   | 66 -DI (r) TW (t)                | 62 -DI (r) LF (t)                | —                   | 61 -DI (r) LF (t)                |
| Heart Rate Source          | —                   | Monitor -TW                      | —                                | —                   | —                                |
| Resp                       | —                   | 16 -DI (r) TW (t)                | 17 -DI (r) LF (t)                | —                   | —                                |
| Respiration Source         | —                   | visual -TW                       | —                                | —                   | —                                |
| BP                         | —                   | 113/55 -DI (r) TW (t)            | 154/80 -DI (r) LF (t)            | —                   | 104/66 -DI (r) LF (t)            |
| Calculated MAP             | —                   | 74.33 -DI (r) TW (t)             | 104.67 -DI (r) LF (t)            | —                   | 78.67 -DI (r) LF (t)             |
| BP Location                | —                   | Right arm -TW                    | —                                | —                   | —                                |
| BP Method                  | —                   | Portable -TW                     | —                                | —                   | —                                |
| Patient Position           | —                   | Supine -TW                       | —                                | —                   | —                                |
| Temp                       | —                   | 98.2 °F (36.8 °C) -DI (r) TW (t) | 98.3 °F (36.8 °C) -DI (r) LF (t) | —                   | 98.2 °F (36.8 °C) -DI (r) LF (t) |
| Temp src                   | —                   | Oral -TW                         | —                                | —                   | —                                |
| <b>Oxygen Therapy</b>      |                     |                                  |                                  |                     |                                  |
| SpO2                       | —                   | 93 % -DI (r) TW (t)              | (l) 89 % -DI (r) LF (t)          | —                   | 92 % -DI (r) LF (t)              |
| O2 Device                  | None (Room air) -TS | None (Room air) -TW              | —                                | None (Room air) -MS | —                                |
| <b>Vitals Sepsis Score</b> |                     |                                  |                                  |                     |                                  |
| Vitals Sepsis Risk Score   | —                   | 0 -DI (r) TW (t)                 | 0 -DI (r) LF (t)                 | —                   | —                                |

| Row Name              | 06/20/18 1000 | 06/20/18 0909  | 06/20/18 0900  | 06/20/18 0800       | 06/20/18 0730         |
|-----------------------|---------------|----------------|----------------|---------------------|-----------------------|
| <b>Vital Signs</b>    |               |                |                |                     |                       |
| Automatic Restart     | Yes -DG       | —              | Yes -DG        | Yes -DG             | —                     |
| Vitals Timer          |               |                |                |                     |                       |
| Pulse                 | 61 -DG        | 59 -DG         | 60 -DG         | 58 -DG              | —                     |
| Resp                  | 18 -DG        | —              | 17 -DG         | 18 -DG              | —                     |
| BP                    | 122/54 -DG    | (l) 122/49 -DG | (l) 122/49 -DG | 138/62 -DG          | —                     |
| MAP (mmHg)            | 71 mm Hg -DG  | —              | 68 mm Hg -DG   | 81 mm Hg -DG        | —                     |
| Calculated MAP        | 76.67 -DG     | 73.33 -DG      | 73.33 -DG      | 87.33 -DG           | —                     |
| Temp                  | —             | —              | —              | —                   | 98.3 °F (36.8 °C) -HT |
| Temp src              | —             | —              | —              | —                   | Oral -HT              |
| <b>Oxygen Therapy</b> |               |                |                |                     |                       |
| SpO2                  | (l) 88 % -DG  | —              | (l) 87 % -DG   | (l) 88 % -DG        | —                     |
| O2 Device             | —             | —              | —              | None (Room air) -DG | —                     |
| Pulse Oximetry Type   | —             | —              | —              | Continuous -DG      | —                     |

| Row Name           | 06/20/18 0600 | 06/20/18 0500 | 06/20/18 0400 | 06/20/18 0300 | 06/20/18 0200 |
|--------------------|---------------|---------------|---------------|---------------|---------------|
| <b>Vital Signs</b> |               |               |               |               |               |
| Automatic Restart  | Yes -EE       | Yes -EE       | Yes -JP       | Yes -EE       | Yes -EE       |
| Vitals Timer       |               |               |               |               |               |



WS Kennestone Hospital  
677 Church Street  
Marietta GA 30060-1101  
Inpatient Record

Maurice, Eugene George  
MRN: 561253820, DOB: 1/2/1949, Sex: M  
Adm: 6/17/2018, D/C: 6/21/2018

Flowsheets (all recorded) (continued)

Vital Signs (continued)

| Row Name                   | 06/20/18 0600 | 06/20/18 0500 | 06/20/18 0400       | 06/20/18 0300 | 06/20/18 0200  |
|----------------------------|---------------|---------------|---------------------|---------------|----------------|
| Pulse                      | 59 -EE        | 57 -EE        | 56 -EE              | 57 -EE        | 64 -EE         |
| Resp                       | 20 -EE        | 20 -EE        | 19 -EE              | 21 -EE        | 16 -EE         |
| BP                         | 129/57 -EE    | 130/50 -EE    | 119/51 -EE          | 122/58 -EE    | (I) 111/47 -EE |
| MAP (mmHg)                 | 74 mm Hg -EE  | 70 mm Hg -EE  | 67 mm Hg -EE        | 73 mm Hg -EE  | 62 mm Hg -EE   |
| Calculated MAP             | 81 -EE        | 76.67 -EE     | 73.67 -EE           | 79.33 -EE     | 68.33 -EE      |
| Temp                       | —             | —             | 98 °F (36.7 °C) -JP | —             | —              |
| Temp src                   | —             | —             | Oral -JP            | —             | —              |
| <b>Oxygen Therapy</b>      |               |               |                     |               |                |
| SpO2                       | 93 % -EE      | 94 % -EE      | 94 % -EE            | 97 % -EE      | 91 % -EE       |
| <b>Vitals Sepsis Score</b> |               |               |                     |               |                |
| Vitals Sepsis Risk Score   | —             | —             | 0 -JP               | —             | —              |

| Row Name                       | 06/20/18 0000         | 06/19/18 2300 | 06/19/18 2200 | 06/19/18 2100 | 06/19/18 2000         |
|--------------------------------|-----------------------|---------------|---------------|---------------|-----------------------|
| <b>Vital Signs</b>             |                       |               |               |               |                       |
| Automatic Restart Vitals Timer | Yes -EE               | Yes -EE       | Yes -EE       | Yes -EE       | Yes -JP               |
| Pulse                          | 59 -EE                | 61 -EE        | 62 -EE        | 61 -EE        | 63 -EE                |
| Resp                           | 22 -EE                | 21 -EE        | 22 -EE        | 16 -EE        | 21 -EE                |
| BP                             | —                     | 128/56 -EE    | 132/51 -EE    | 130/60 -EE    | 135/58 -EE            |
| MAP (mmHg)                     | —                     | —             | 73 mm Hg -EE  | 77 mm Hg -EE  | 76 mm Hg -EE          |
| Calculated MAP                 | —                     | 80 -EE        | 78 -EE        | 83.33 -EE     | 83.67 -EE             |
| Temp                           | 97.5 °F (36.4 °C) -JP | —             | —             | —             | 98.4 °F (36.9 °C) -JP |
| Temp src                       | Axillary -JP          | —             | —             | —             | Oral -JP              |
| <b>Oxygen Therapy</b>          |                       |               |               |               |                       |
| SpO2                           | 90 % -EE              | 97 % -EE      | 96 % -EE      | 94 % -EE      | 94 % -EE              |
| O2 Device                      | —                     | —             | —             | —             | Nasal cannula -EE     |
| O2 Flow Rate (L/min)           | —                     | —             | —             | —             | 2 L/min -EE           |
| Pulse Oximetry Type            | —                     | —             | —             | —             | Continuous -EE        |
| <b>Vitals Sepsis Score</b>     |                       |               |               |               |                       |
| Vitals Sepsis Risk Score       | —                     | —             | —             | —             | 1 -JP                 |

| Row Name                       | 06/19/18 1900 | 06/19/18 1800 | 06/19/18 1700 | 06/19/18 1644         | 06/19/18 1600 |
|--------------------------------|---------------|---------------|---------------|-----------------------|---------------|
| <b>Vital Signs</b>             |               |               |               |                       |               |
| Automatic Restart Vitals Timer | Yes -EE       | Yes -JI       | Yes -JI       | —                     | Yes -JI       |
| Pulse                          | 64 -EE        | 61 -JI        | 59 -JI        | —                     | 58 -JI        |
| Resp                           | 19 -EE        | 25 -JI        | 21 -JI        | —                     | 20 -JI        |
| BP                             | 133/61 -EE    | 128/56 -JI    | 132/52 -JI    | —                     | 134/58 -JI    |
| MAP (mmHg)                     | 77 mm Hg -EE  | 72 mm Hg -JI  | 73 mm Hg -JI  | —                     | 76 mm Hg -JI  |
| Calculated MAP                 | 85 -EE        | 80 -JI        | 78.67 -JI     | —                     | 83.33 -JI     |
| Temp                           | —             | —             | —             | 97.9 °F (36.6 °C) -FT | —             |
| Temp src                       | —             | —             | —             | Oral -FT              | —             |
| <b>Oxygen Therapy</b>          |               |               |               |                       |               |
| SpO2                           | 94 % -EE      | 92 % -JI      | 96 % -JI      | —                     | 95 % -JI      |

| Row Name                       | 06/19/18 1500 | 06/19/18 1430     | 06/19/18 1428         | 06/19/18 1335 | 06/19/18 1330 |
|--------------------------------|---------------|-------------------|-----------------------|---------------|---------------|
| <b>Vital Signs</b>             |               |                   |                       |               |               |
| Automatic Restart Vitals Timer | Yes -JI       | Yes -JI           | —                     | Yes -LFA      | Yes -LFA      |
| Pulse                          | 56 -JI        | 57 -JI            | —                     | 54 -LFA       | 54 -LFA       |
| Resp                           | 22 -JI        | 19 -JI            | —                     | 22 -LFA       | 19 -LFA       |
| BP                             | 130/51 -JI    | 142/60 -JI        | —                     | 123/59 -LFA   | 128/55 -LFA   |
| MAP (mmHg)                     | 69 mm Hg -JI  | 82 mm Hg -JI      | —                     | —             | —             |
| Calculated MAP                 | 77.33 -JI     | 87.33 -JI         | —                     | 80.33 -LFA    | 79.33 -LFA    |
| Temp                           | —             | —                 | 97.7 °F (36.5 °C) -FT | —             | —             |
| Temp src                       | —             | —                 | Oral -FT              | —             | —             |
| <b>Oxygen Therapy</b>          |               |                   |                       |               |               |
| SpO2                           | 96 % -JI      | 96 % -JI          | —                     | 100 % -LFA    | 97 % -LFA     |
| O2 Device                      | —             | Nasal cannula -JI | —                     | —             | —             |
| O2 Flow Rate (L/min)           | —             | 2 L/min -JI       | —                     | —             | —             |
| Pulse Oximetry Type            | —             | Continuous -JI    | —                     | —             | —             |
| <b>Row Name</b>                |               |                   |                       |               |               |
|                                | 06/19/18 1325 | 06/19/18 1321     | 06/19/18 1114         | 06/19/18 1031 | 06/19/18 1000 |



WS Kennestone Hospital  
677 Church Street  
Marietta GA 30060-1101  
Inpatient Record

Maurice, Eugene George  
MRN: 561253820, DOB: 1/2/1949, Sex: M  
Adm: 6/17/2018, D/C: 6/21/2018

Flowsheets (all recorded) (continued)

Vital Signs (continued)

| Row Name              | 06/19/18 1325  | 06/19/18 1321 | 06/19/18 1114     | 06/19/18 1031       | 06/19/18 1000  |
|-----------------------|----------------|---------------|-------------------|---------------------|----------------|
| <b>Vital Signs</b>    |                |               |                   |                     |                |
| Automatic Restart     | Yes -LFA       | Yes -CR       | Yes -PM           | —                   | Yes -JI        |
| Vitals Timer          | —              | —             | —                 | —                   | —              |
| Pulse                 | 53 -LFA        | 53 -CR        | 51 -PM            | —                   | 50 -JI         |
| Heart Rate Source     | —              | —             | Monitor -PM       | —                   | —              |
| Resp                  | 21 -LFA        | 18 -CR        | 13 -PM            | —                   | 20 -JI         |
| BP                    | (I) 95/46 -LFA | 110/53 -CR    | 123/54 -PM        | —                   | (I) 124/49 -JI |
| MAP (mmHg)            | —              | —             | —                 | —                   | 68 mm Hg -JI   |
| Calculated MAP        | (I) 62.33 -LFA | 72 -CR        | 77 -PM            | —                   | 74 -JI         |
| Patient Position      | —              | —             | Sitting -PM       | —                   | —              |
| <b>Oxygen Therapy</b> |                |               |                   |                     |                |
| SpO2                  | 92 % -LFA      | 93 % -CR      | 98 % -PM          | —                   | 92 % -JI       |
| O2 Device             | —              | —             | Nasal cannula -PM | None (Room air) -JI | —              |
| O2 Flow Rate (L/min)  | —              | —             | 3 L/min -PM       | —                   | —              |

| Row Name                   | 06/19/18 0900  | 06/19/18 0808  | 06/19/18 0800       | 06/19/18 0700 | 06/19/18 0600    |
|----------------------------|----------------|----------------|---------------------|---------------|------------------|
| <b>Vital Signs</b>         |                |                |                     |               |                  |
| Automatic Restart          | Yes -JI        | —              | Yes -DF             | Yes -JI       | Yes -RM          |
| Vitals Timer               | —              | —              | —                   | —             | —                |
| Pulse                      | 51 -JI         | 55 -JI         | 56 -JI              | 63 -JI        | 52 -RM           |
| Resp                       | 18 -JI         | —              | 18 -JI              | 18 -JI        | 17 -RM           |
| BP                         | (I) 119/44 -JI | (I) 126/47 -JI | (I) 126/47 -JI      | 143/52 -JI    | (I) 109/40 -RM   |
| MAP (mmHg)                 | 62 mm Hg -JI   | —              | 66 mm Hg -JI        | 76 mm Hg -JI  | (I) 56 mm Hg -RM |
| Calculated MAP             | 69 -JI         | 73.33 -JI      | 73.33 -JI           | 82.33 -JI     | (I) 63 -RM       |
| Temp                       | —              | —              | 98.6 °F (37 °C) -DF | —             | —                |
| Temp src                   | —              | —              | Oral -DF            | —             | —                |
| <b>Oxygen Therapy</b>      |                |                |                     |               |                  |
| SpO2                       | 95 % -JI       | —              | 97 % -JI            | 96 % -JI      | 94 % -RM         |
| O2 Device                  | —              | —              | Nasal cannula -JI   | —             | —                |
| O2 Flow Rate (L/min)       | —              | —              | 2 L/min -JI         | —             | —                |
| Pulse Oximetry Type        | —              | —              | Continuous -JI      | —             | —                |
| <b>Vitals Sepsis Score</b> |                |                |                     |               |                  |
| Vitals Sepsis Risk Score   | —              | —              | 0 -DF               | —             | —                |

| Row Name                   | 06/19/18 0500         | 06/19/18 0400             | 06/19/18 0300         | 06/19/18 0200             | 06/19/18 0100         |
|----------------------------|-----------------------|---------------------------|-----------------------|---------------------------|-----------------------|
| <b>Vital Signs</b>         |                       |                           |                       |                           |                       |
| Automatic Restart          | Yes -RM               | Yes -MJ                   | Yes -RM               | Yes -RM                   | Yes -RM               |
| Vitals Timer               | —                     | —                         | —                     | —                         | —                     |
| Pulse                      | 53 -RM                | 55 -RM                    | 55 -RM                | 54 -RM                    | 53 -RM                |
| Heart Rate Source          | Monitor -RM           | Monitor -RM               | Monitor -RM           | Monitor -RM               | Monitor -RM           |
| Resp                       | 17 -RM                | 20 -RM                    | 16 -RM                | 19 -RM                    | 19 -RM                |
| BP                         | (I) 124/49 -RM        | 127/55 -RM                | 120/59 -RM            | 113/50 -RM                | (I) 109/44 -RM        |
| MAP (mmHg)                 | 68 mm Hg -RM          | 73 mm Hg -RM              | 73 mm Hg -RM          | 62 mm Hg -RM              | 61 mm Hg -RM          |
| Calculated MAP             | 74 -RM                | 79 -RM                    | 79.33 -RM             | 71 -RM                    | 65.67 -RM             |
| BP Location                | Right arm -RM         | Right arm -RM             | Right arm -RM         | Right arm -RM             | Right arm -RM         |
| BP Method                  | Non-invasive Cuff -RM | Non-invasive Cuff -RM     | Non-invasive Cuff -RM | Non-invasive Cuff -RM     | Non-invasive Cuff -RM |
| Patient Position           | Sitting -RM           | Supine -RM                | Lying right side -RM  | Lying right side -RM      | Lying left side -RM   |
| Temp                       | —                     | 98.2 °F (36.8 °C) -MJ     | —                     | —                         | —                     |
| <b>Oxygen Therapy</b>      |                       |                           |                       |                           |                       |
| SpO2                       | 96 % -RM              | 98 % -RM                  | 92 % -RM              | 93 % -RM                  | 92 % -RM              |
| O2 Device                  | Nasal cannula -RM     | Nasal cannula -RM         | Nasal cannula -RM     | Nasal cannula -RM         | Nasal cannula -RM     |
| Pulse Oximetry Type        | Continuous -RM        | Continuous -RM            | Continuous -RM        | Continuous -RM            | Continuous -RM        |
| SpO2 Alarm Limit High      | 100 -RM               | 100 -RM                   | 100 -RM               | 100 -RM                   | 100 -RM               |
| SpO2 Alarm Limit Low       | 90 -RM                | 90 -RM                    | 90 -RM                | 90 -RM                    | 90 -RM                |
| POX Probe Site             | No -RM                | No -RM                    | No -RM                | No -RM                    | No -RM                |
| Changed                    | —                     | —                         | —                     | —                         | —                     |
| <b>Patient Observation</b> |                       |                           |                       |                           |                       |
| Observations               | —                     | Resting in bed, alert -RM | —                     | Resting in bed, alert -RM | —                     |
| <b>Vitals Sepsis Score</b> |                       |                           |                       |                           |                       |
| Vitals Sepsis Risk Score   | —                     | 0 -MJ                     | —                     | —                         | —                     |

| Row Name           | 06/19/18 0000 | 06/18/18 2300 | 06/18/18 2200 | 06/18/18 2100 | 06/18/18 2000 |
|--------------------|---------------|---------------|---------------|---------------|---------------|
| <b>Vital Signs</b> |               |               |               |               |               |





WS Kennestone Hospital  
677 Church Street  
Marietta GA 30060-1101  
Inpatient Record

Maurice, Eugene George  
MRN: 561253820, DOB: 1/2/1949, Sex: M  
Adm: 6/17/2018, D/C: 6/21/2018

**Flowsheets (all recorded) (continued)**

**Vital Signs (continued)**

| Row Name          | 06/19/18 0000         | 06/18/18 2300         | 06/18/18 2200         | 06/18/18 2100 | 06/18/18 2000         |
|-------------------|-----------------------|-----------------------|-----------------------|---------------|-----------------------|
| Automatic Restart | Yes -RM               | Yes -RM               | Yes -RM               | Yes -RM       | Yes -RM               |
| Vitals Timer      |                       |                       |                       |               |                       |
| Pulse             | 56 -RM                | 59 -RM                | 55 -RM                | 56 -RM        | 56 -RM                |
| Heart Rate Source | Monitor -RM           | Monitor -RM           | Monitor -RM           | Monitor -RM   | Monitor -RM           |
| Resp              | 21 -RM                | 20 -RM                | 21 -RM                | 21 -RM        | 22 -RM                |
| BP                | (I) 123/43 -RM        | 127/59 -RM            | —                     | —             | —                     |
| MAP (mmHg)        | 61 mm Hg -RM          | 75 mm Hg -RM          | —                     | —             | —                     |
| Calculated MAP    | 69.67 -RM             | 81.67 -RM             | —                     | —             | —                     |
| BP Location       | Right arm -RM         | Right arm -RM         | Right arm -RM         | —             | —                     |
| BP Method         | Non-invasive Cuff -RM | Non-invasive Cuff -RM | Non-invasive Cuff -RM | —             | —                     |
| Patient Position  | Lying left side -RM   | Lying left side -RM   | Supine -RM            | —             | —                     |
| Temp              | 98.1 °F (36.7 °C) -MJ | —                     | —                     | —             | 98.4 °F (36.9 °C) -MJ |

**Oxygen Therapy**

|                        |                   |                   |                   |                   |                   |
|------------------------|-------------------|-------------------|-------------------|-------------------|-------------------|
| SpO2                   | 94 % -RM          | 97 % -RM          | 99 % -RM          | 99 % -RM          | 96 % -RM          |
| O2 Device              | Nasal cannula -RM | Nasal cannula -RM | Nasal cannula -RM | Nasal cannula -RM | Nasal cannula -RM |
| Pulse Oximetry Type    | Continuous -RM    | Continuous -RM    | Continuous -RM    | Continuous -RM    | Continuous -RM    |
| SpO2 Alarm Limit High  | 100 -RM           | 100 -RM           | 100 -RM           | 100 -RM           | 100 -RM           |
| SpO2 Alarm Limit Low   | 90 -RM            | 90 -RM            | 90 -RM            | 90 -RM            | 90 -RM            |
| POX Probe Site Changed | No -RM            | No -RM            | No -RM            | No -RM            | No -RM            |

**Patient Observation**

|              |                           |   |                           |   |                           |
|--------------|---------------------------|---|---------------------------|---|---------------------------|
| Observations | Resting in bed, alert -RM | — | Resting in bed, alert -RM | — | Resting in bed, alert -RM |
|--------------|---------------------------|---|---------------------------|---|---------------------------|

**Vitals Sepsis Score**

|                          |       |   |   |   |   |
|--------------------------|-------|---|---|---|---|
| Vitals Sepsis Risk Score | 1 -RM | — | — | — | — |
|--------------------------|-------|---|---|---|---|

| Row Name | 06/18/18 1900 | 06/18/18 1800 | 06/18/18 1727 | 06/18/18 1600 | 06/18/18 1500 |
|----------|---------------|---------------|---------------|---------------|---------------|
|----------|---------------|---------------|---------------|---------------|---------------|

**Vital Signs**

|                   |             |              |                       |              |              |
|-------------------|-------------|--------------|-----------------------|--------------|--------------|
| Automatic Restart | Yes -RM     | Yes -RM      | —                     | Yes -Jl      | Yes -Jl      |
| Vitals Timer      |             |              |                       |              |              |
| Pulse             | 56 -RM      | 56 -RM       | —                     | 52 -Jl       | 54 -Jl       |
| Heart Rate Source | Monitor -RM | —            | —                     | —            | —            |
| Resp              | 22 -RM      | 20 -RM       | —                     | 20 -Jl       | 18 -Jl       |
| BP                | —           | 132/60 -RM   | —                     | 142/57 -Jl   | 151/56 -Jl   |
| MAP (mmHg)        | —           | 75 mm Hg -RM | —                     | 76 mm Hg -Jl | 79 mm Hg -Jl |
| Calculated MAP    | —           | 84 -RM       | —                     | 85.33 -Jl    | 87.67 -Jl    |
| Temp              | —           | —            | 98.1 °F (36.7 °C) -JD | —            | —            |
| Temp src          | —           | —            | Oral -JD              | —            | —            |

**Oxygen Therapy**

|                        |                   |          |   |              |          |
|------------------------|-------------------|----------|---|--------------|----------|
| SpO2                   | (I) 89 % -RM      | 94 % -RM | — | (I) 87 % -Jl | 95 % -Jl |
| O2 Device              | Nasal cannula -RM | —        | — | —            | —        |
| Pulse Oximetry Type    | Continuous -RM    | —        | — | —            | —        |
| SpO2 Alarm Limit High  | 100 -RM           | —        | — | —            | —        |
| SpO2 Alarm Limit Low   | 90 -RM            | —        | — | —            | —        |
| POX Probe Site Changed | No -RM            | —        | — | —            | —        |

| Row Name | 06/18/18 1400 | 06/18/18 1300 | 06/18/18 1230 | 06/18/18 1200 | 06/18/18 1100 |
|----------|---------------|---------------|---------------|---------------|---------------|
|----------|---------------|---------------|---------------|---------------|---------------|

**Vital Signs**

|                   |              |                |                       |              |                |
|-------------------|--------------|----------------|-----------------------|--------------|----------------|
| Automatic Restart | Yes -Jl      | Yes -Jl        | —                     | Yes -Jl      | Yes -Jl        |
| Vitals Timer      |              |                |                       |              |                |
| Pulse             | 58 -Jl       | 57 -Jl         | —                     | 52 -Jl       | 50 -Jl         |
| Resp              | 19 -Jl       | 15 -Jl         | —                     | 18 -Jl       | 17 -Jl         |
| BP                | 134/53 -Jl   | (I) 130/45 -Jl | —                     | 140/56 -Jl   | (I) 128/46 -Jl |
| MAP (mmHg)        | 72 mm Hg -Jl | 65 mm Hg -Jl   | —                     | 77 mm Hg -Jl | 66 mm Hg -Jl   |
| Calculated MAP    | 80 -Jl       | 73.33 -Jl      | —                     | 84 -Jl       | 73.33 -Jl      |
| Temp              | —            | —              | 97.7 °F (36.5 °C) -JD | —            | —              |
| Temp src          | —            | —              | Oral -JD              | —            | —              |

**Oxygen Therapy**

|      |          |          |   |   |          |
|------|----------|----------|---|---|----------|
| SpO2 | 91 % -Jl | 93 % -Jl | — | — | 97 % -Jl |
|------|----------|----------|---|---|----------|

| Row Name | 06/18/18 1000 | 06/18/18 0900 | 06/18/18 0831 | 06/18/18 0800 | 06/18/18 0700 |
|----------|---------------|---------------|---------------|---------------|---------------|
|----------|---------------|---------------|---------------|---------------|---------------|

**Vital Signs**

|                   |         |            |   |            |            |
|-------------------|---------|------------|---|------------|------------|
| Automatic Restart | Yes -Jl | Yes -Jl    | — | Yes -Jl    | Yes -Jl    |
| Vitals Timer      |         |            |   |            |            |
| Pulse             | 51 -Jl  | (I) 49 -Jl | — | (I) 48 -Jl | (I) 46 -Jl |



WS Kennestone Hospital  
677 Church Street  
Marietta GA 30060-1101  
Inpatient Record

Maurice, Eugene George  
MRN: 561253820, DOB: 1/2/1949, Sex: M  
Adm: 6/17/2018, D/C: 6/21/2018

Flowsheets (all recorded) (continued)

Vital Signs (continued)

| Row Name              | 06/18/18 1000 | 06/18/18 0900 | 06/18/18 0831         | 06/18/18 0800     | 06/18/18 0700  |
|-----------------------|---------------|---------------|-----------------------|-------------------|----------------|
| Resp                  | 16 -JI        | 16 -JI        | ---                   | 17 -JI            | 17 -JI         |
| BP                    | 131/52 -JI    | 137/54 -JI    | ---                   | (I) 123/49 -JI    | (I) 115/49 -JI |
| MAP (mmHg)            | 72 mm Hg -JI  | 75 mm Hg -JI  | ---                   | 66 mm Hg -JI      | 65 mm Hg -JI   |
| Calculated MAP        | 78.33 -JI     | 81.67 -JI     | ---                   | 73.67 -JI         | 71 -JI         |
| Temp                  | ---           | ---           | 97.8 °F (36.6 °C) -JD | ---               | ---            |
| Temp src              | ---           | ---           | Oral -JD              | ---               | ---            |
| <b>Oxygen Therapy</b> |               |               |                       |                   |                |
| SpO2                  | 98 % -JI      | 100 % -JI     | ---                   | 91 % -JI          | 95 % -JI       |
| O2 Device             | ---           | ---           | ---                   | Nasal cannula -JI | ---            |
| O2 Flow Rate (L/min)  | ---           | ---           | ---                   | 5 L/min -JI       | ---            |
| Pulse Oximetry Type   | ---           | ---           | ---                   | Continuous -JI    | ---            |
| Row Name              | 06/18/18 0600 | 06/18/18 0500 | 06/18/18 0445         | 06/18/18 0400     | 06/18/18 0300  |

Vital Signs

|                   |                       |                       |                     |                       |                       |
|-------------------|-----------------------|-----------------------|---------------------|-----------------------|-----------------------|
| Automatic Restart | Yes -RM               | Yes -RM               | Yes -RM             | Yes -RM               | Yes -RM               |
| Vitals Timer      | ---                   | ---                   | ---                 | ---                   | ---                   |
| Pulse             | (I) 46 -RM            | (I) 47 -RM            | (I) 47 -RM          | (I) 49 -RM            | (I) 49 -RM            |
| Heart Rate Source | Monitor -RM           | Monitor -RM           | ---                 | Monitor -RM           | Monitor -RM           |
| Resp              | 13 -RM                | 18 -RM                | 18 -RM              | 19 -RM                | 18 -RM                |
| BP                | (I) 126/48 -RM        | 122/52 -RM            | 120/52 -RM          | 117/50 -RM            | (I) 109/43 -RM        |
| MAP (mmHg)        | 68 mm Hg -RM          | 69 mm Hg -RM          | ---                 | 67 mm Hg -RM          | 60 mm Hg -RM          |
| Calculated MAP    | 74 -RM                | 75.33 -RM             | 74.67 -RM           | 72.33 -RM             | 65 -RM                |
| BP Location       | Right arm -RM         | Right arm -RM         | ---                 | Right arm -RM         | Right arm -RM         |
| BP Method         | Non-invasive Cuff -RM | Non-invasive Cuff -RM | ---                 | Non-invasive Cuff -RM | Non-invasive Cuff -RM |
| Patient Position  | Supine -RM            | Lying left side -RM   | ---                 | Sitting -RM           | Supine -RM            |
| Temp              | 98.2 °F (36.8 °C) -RM | ---                   | 98.6 °F (37 °C) -RM | ---                   | ---                   |
| Temp src          | Axillary -RM          | ---                   | Axillary -RM        | ---                   | ---                   |

Oxygen Therapy

|                       |                   |                   |                   |                   |                   |
|-----------------------|-------------------|-------------------|-------------------|-------------------|-------------------|
| SpO2                  | 97 % -RM          | 97 % -RM          | ---               | 97 % -RM          | 92 % -RM          |
| O2 Device             | Nasal cannula -RM | Nasal cannula -RM | Nasal cannula -RM | Nasal cannula -RM | Nasal cannula -RM |
| O2 Flow Rate (L/min)  | ---               | ---               | ---               | ---               | 5 L/min -RM       |
| Pulse Oximetry Type   | Continuous -RM    | Continuous -RM    | Continuous -RM    | Continuous -RM    | Continuous -RM    |
| SpO2 Alarm Limit High | 100 -RM           | 100 -RM           | ---               | 100 -RM           | 100 -RM           |
| SpO2 Alarm Limit Low  | 90 -RM            | 90 -RM            | ---               | 90 -RM            | 90 -RM            |
| POX Probe Site        | No -RM            | No -RM            | ---               | No -RM            | No -RM            |
| Changed               | ---               | ---               | ---               | ---               | ---               |

Patient Observation

|              |     |                    |     |     |     |
|--------------|-----|--------------------|-----|-----|-----|
| Observations | --- | Resting in bed -RM | --- | --- | --- |
|--------------|-----|--------------------|-----|-----|-----|

Vitals Sepsis Score

|                          |       |     |       |     |     |
|--------------------------|-------|-----|-------|-----|-----|
| Vitals Sepsis Risk Score | 0 -RM | --- | 0 -RM | --- | --- |
|--------------------------|-------|-----|-------|-----|-----|

| Row Name | 06/18/18 0200 | 06/18/18 0115 | 06/18/18 0100 | 06/18/18 0051 | 06/18/18 0000 |
|----------|---------------|---------------|---------------|---------------|---------------|
|----------|---------------|---------------|---------------|---------------|---------------|

Vital Signs

|                   |                       |         |                       |                       |                       |
|-------------------|-----------------------|---------|-----------------------|-----------------------|-----------------------|
| Automatic Restart | Yes -RM               | Yes -RM | Yes -RM               | Yes -RM               | Yes -RM               |
| Vitals Timer      | ---                   | ---     | ---                   | ---                   | ---                   |
| Pulse             | 51 -RM                | 54 -RM  | 57 -RM                | 57 -RM                | 55 -RM                |
| Heart Rate Source | Monitor -RM           | ---     | Monitor -RM           | Monitor -RM           | Monitor -RM           |
| Resp              | 19 -RM                | 20 -RM  | 21 -RM                | 20 -RM                | 20 -RM                |
| BP                | (I) 102/39 -RM        | ---     | 123/51 -RM            | 140/52 -RM            | (I) 115/45 -RM        |
| MAP (mmHg)        | (I) 55 mm Hg -RM      | ---     | 69 mm Hg -RM          | ---                   | 62 mm Hg -RM          |
| Calculated MAP    | (I) 60 -RM            | ---     | 75 -RM                | 81.33 -RM             | 68.33 -RM             |
| BP Location       | Right arm -RM         | ---     | Right arm -RM         | ---                   | Right arm -RM         |
| BP Method         | Non-invasive Cuff -RM | ---     | Non-invasive Cuff -RM | ---                   | Non-invasive Cuff -RM |
| Patient Position  | Lying right side -RM  | ---     | Lying left side -RM   | ---                   | Lying left side -RM   |
| Temp              | ---                   | ---     | ---                   | 98.1 °F (36.7 °C) -RM | ---                   |
| Temp src          | ---                   | ---     | ---                   | Oral -RM              | ---                   |

Oxygen Therapy

|                       |                   |     |                   |     |                   |
|-----------------------|-------------------|-----|-------------------|-----|-------------------|
| SpO2                  | (I) 87 % -RM      | --- | (I) 88 % -RM      | --- | 92 % -RM          |
| O2 Device             | Nasal cannula -RM | --- | Nasal cannula -RM | --- | Nasal cannula -RM |
| O2 Flow Rate (L/min)  | 5 L/min -RM       | --- | ---               | --- | ---               |
| Pulse Oximetry Type   | Continuous -RM    | --- | Continuous -RM    | --- | Continuous -RM    |
| SpO2 Alarm Limit High | 100 -RM           | --- | 100 -RM           | --- | 100 -RM           |
| SpO2 Alarm Limit Low  | 90 -RM            | --- | 90 -RM            | --- | 90 -RM            |
| POX Probe Site        | No -RM            | --- | No -RM            | --- | Yes -RM           |



WS Kennestone Hospital  
677 Church Street  
Marietta GA 30060-1101  
Inpatient Record

Maurice, Eugene George  
MRN: 561253820, DOB: 1/2/1949, Sex: M  
Adm: 6/17/2018, D/C: 6/21/2018

**Flowsheets (all recorded) (continued)**

**Vital Signs (continued)**

| Row Name                   | 06/18/18 0200 | 06/18/18 0115 | 06/18/18 0100 | 06/18/18 0051 | 06/18/18 0000             |
|----------------------------|---------------|---------------|---------------|---------------|---------------------------|
| Changed                    |               |               |               |               |                           |
| <b>Patient Observation</b> |               |               |               |               |                           |
| Observations               | ---           | ---           | ---           | ---           | Resting in bed, alert -RM |
| <b>Vitals Sepsis Score</b> |               |               |               |               |                           |
| Vitals Sepsis Risk Score   | ---           | ---           | ---           | 0 -RM         | ---                       |

| Row Name                   | 06/17/18 2300         | 06/17/18 2225                         | 06/17/18 2037         | 06/17/18 1823         | 06/17/18 1738         |
|----------------------------|-----------------------|---------------------------------------|-----------------------|-----------------------|-----------------------|
| <b>Vital Signs</b>         |                       |                                       |                       |                       |                       |
| Automatic Restart          | Yes -RM               | Yes -AF                               | Yes -BR               | Yes -BR               | Yes -BR               |
| Vitals Timer               |                       |                                       |                       |                       |                       |
| Patient placed on monitor  | ---                   | ---                                   | Yes -BR               | Yes -BR               | Yes -BR               |
| Pulse                      | 54 -RM                | 53 -AF                                | 57 -BR                | 51 -BR                | 55 -BR                |
| Heart Rate Source          | Monitor -RM           | Monitor -AF                           | Monitor -BR           | Monitor -BR           | Monitor -BR           |
| Resp                       | 17 -RM                | 18 -AF                                | 16 -BR                | 18 -BR                | 18 -BR                |
| Respiration Source         | ---                   | ---                                   | visual -BR            | visual -BR            | visual -BR            |
| BP                         | (I) 110/41 -RM        | (I) 128/41 -AF                        | 134/59 -BR            | 126/55 -BR            | 132/56 -BR            |
| MAP (mmHg)                 | (I) 58 mm Hg -RM      | ---                                   | ---                   | ---                   | ---                   |
| Calculated MAP             | (I) 64 -RM            | 70 -AF                                | 84 -BR                | 78.67 -BR             | 81.33 -BR             |
| BP Location                | Right arm -RM         | Right arm -RM                         | Right arm -BR         | Right arm -BR         | Right arm -BR         |
| BP Method                  | Non-invasive Cuff -RM | Non-invasive Cuff -RM                 | Portable -BR          | Portable -BR          | Portable -BR          |
| Patient Position           | Sitting -RM           | Sitting -RM                           | Sitting -BR           | Sitting -BR           | Sitting -BR           |
| Temp                       | ---                   | 98 °F (36.7 °C) -AF                   | 98.2 °F (36.8 °C) -BR | 98.2 °F (36.8 °C) -BR | 98.2 °F (36.8 °C) -BR |
| Temp src                   | ---                   | Oral -AF                              | Oral -BR              | Oral -BR              | Oral -BR              |
| <b>Oxygen Therapy</b>      |                       |                                       |                       |                       |                       |
| SpO2                       | 90 % -RM              | 92 % -AF                              | 100 % -BR             | 100 % -BR             | 100 % -BR             |
| O2 Device                  | Nasal cannula -RM     | Nasal cannula -AF                     | ---                   | None (Room air) -BR   | None (Room air) -BR   |
| O2 Flow Rate (L/min)       | ---                   | 2 L/min -AF                           | ---                   | ---                   | ---                   |
| Pulse Oximetry Type        | Continuous -RM        | Continuous -RM                        | ---                   | ---                   | ---                   |
| SpO2 Alarm Limit High      | 100 -RM               | 100 -RM                               | ---                   | ---                   | ---                   |
| SpO2 Alarm Limit Low       | 90 -RM                | 90 -RM                                | ---                   | ---                   | ---                   |
| POX Probe Site             | No -RM                | No -RM                                | ---                   | ---                   | ---                   |
| <b>Changed</b>             |                       |                                       |                       |                       |                       |
| <b>Patient Observation</b> |                       |                                       |                       |                       |                       |
| Observations               | ---                   | REsting in bed, sitting up, alert -RM | ---                   | ---                   | ---                   |
| <b>Vitals Sepsis Score</b> |                       |                                       |                       |                       |                       |
| Vitals Sepsis Risk Score   | ---                   | 0 -AF                                 | 0 -BR                 | 0 -BR                 | 0 -BR                 |

| Row Name                   | 06/17/18 1720         | 06/17/18 1708         | 06/17/18 1538       | 06/17/18 1537         | 06/17/18 1502         |
|----------------------------|-----------------------|-----------------------|---------------------|-----------------------|-----------------------|
| <b>Vital Signs</b>         |                       |                       |                     |                       |                       |
| Automatic Restart          | Yes -BR               | Yes -BR               | ---                 | Yes -RG               | Yes -RG               |
| Vitals Timer               |                       |                       |                     |                       |                       |
| Patient placed on monitor  | ---                   | Yes -BR               | ---                 | ---                   | Yes -RG               |
| Pulse                      | 55 -BR                | 55 -BR                | ---                 | 55 -RG                | 54 -RG                |
| Heart Rate Source          | ---                   | Monitor -BR           | ---                 | ---                   | Monitor -RG           |
| Resp                       | 18 -BR                | 18 -BR                | ---                 | 22 -RG                | 25 -RG                |
| Respiration Source         | ---                   | visual -BR            | ---                 | ---                   | visual -RG            |
| BP                         | 129/53 -BR            | (I) 115/49 -BR        | ---                 | 114/51 -RG            | 112/52 -RG            |
| Calculated MAP             | 78.33 -BR             | 71 -BR                | ---                 | 72 -RG                | 72 -RG                |
| BP Location                | ---                   | Right arm -BR         | ---                 | ---                   | Left arm -RG          |
| BP Method                  | ---                   | Portable -BR          | ---                 | ---                   | Non-invasive Cuff -RG |
| Orthostatic BP?            | ---                   | ---                   | ---                 | ---                   | No -RG                |
| Patient Position           | ---                   | Standing -BR          | ---                 | ---                   | Supine -RG            |
| Temp                       | 98.2 °F (36.8 °C) -BR | 97.8 °F (36.6 °C) -BR | ---                 | 97.8 °F (36.6 °C) -RG | 97.7 °F (36.5 °C) -RG |
| Temp src                   | Oral -BR              | Oral -BR              | ---                 | ---                   | Oral -RG              |
| <b>Oxygen Therapy</b>      |                       |                       |                     |                       |                       |
| SpO2                       | ---                   | 100 % -BR             | ---                 | ---                   | 100 % -RG             |
| O2 Device                  | ---                   | None (Room air) -BR   | None (Room air) -RG | ---                   | None (Room air) -RG   |
| Pulse Oximetry Type        | ---                   | ---                   | ---                 | ---                   | Continuous -RG        |
| <b>Vitals Sepsis Score</b> |                       |                       |                     |                       |                       |



WS Kennestone Hospital  
677 Church Street  
Marietta GA 30060-1101  
Inpatient Record

Maurice, Eugene George  
MRN: 561253820, DOB: 1/2/1949, Sex: M  
Adm: 6/17/2018, D/C: 6/21/2018

**Flowsheets (all recorded) (continued)**

**Vital Signs (continued)**

| Row Name                 | 06/17/18 1720 | 06/17/18 1708 | 06/17/18 1538 | 06/17/18 1537 | 06/17/18 1502 |
|--------------------------|---------------|---------------|---------------|---------------|---------------|
| Vitals Sepsis Risk Score | 0 -BR         | 0 -BR         | —             | 1 -RG         | 1 -RG         |
| Row Name                 | 06/17/18 1437 |               |               |               |               |
| Vital Signs              |               |               |               |               |               |
| Pulse                    | 56 -NS        |               |               |               |               |
| Oxygen Therapy           |               |               |               |               |               |
| SpO2                     | 98 % -NS      |               |               |               |               |





WS Kennestone Hospital  
 677 Church Street  
 Marietta GA 30060-1101  
 Inpatient Record

Maurice, Eugene George  
 MRN: 561253820, DOB: 1/2/1949, Sex: M  
 Adm: 6/17/2018, D/C: 6/21/2018

**Flowsheets (all recorded)**

**PA Risk Score**

| Row Name                        | 06/21/18 1305 | 06/21/18 1301 | 06/21/18 1205 | 06/21/18 1201 | 06/21/18 1108 |
|---------------------------------|---------------|---------------|---------------|---------------|---------------|
| <b>Sepsis Risk Score</b>        |               |               |               |               |               |
| Sepsis Risk Score               | —             | 1 -UE         | —             | 1 -UE         | —             |
| Sepsis Risk Score Change        | —             | 1 -UE         | —             | 1 -UE         | —             |
| Sepsis RS Last Reviewed         | 1 -UE         | —             | 1 -UE         | —             | 1 -UE         |
| <b>Readmission Risk Score</b>   |               |               |               |               |               |
| Readmission                     | —             | —             | —             | 22 -UE        | —             |
| <b>Unplanned Admission Risk</b> |               |               |               |               |               |
| LACE Unplanned Admission        | —             | —             | —             | 13 -UE        | —             |
| Row Name                        | 06/21/18 1101 | 06/21/18 1008 | 06/21/18 1001 | 06/21/18 0908 | 06/21/18 0901 |
| <b>Sepsis Risk Score</b>        |               |               |               |               |               |
| Sepsis Risk Score               | 1 -UE         | —             | 1 -UE         | —             | 1 -UE         |
| Sepsis Risk Score Change        | 1 -UE         | —             | 1 -UE         | —             | 1 -UE         |
| Sepsis RS Last Reviewed         | —             | 1 -UE         | —             | 1 -UE         | —             |
| Row Name                        | 06/21/18 0809 | 06/21/18 0804 | 06/21/18 0802 | 06/21/18 0707 | 06/21/18 0703 |
| <b>Sepsis Risk Score</b>        |               |               |               |               |               |
| Sepsis Risk Score               | —             | —             | 1 -UE         | —             | —             |
| Sepsis Risk Score Change        | —             | 1 -UE         | —             | —             | 1 -UE         |
| Sepsis RS Last Reviewed         | 1 -UE         | —             | —             | 1 -UE         | —             |
| Row Name                        | 06/21/18 0701 | 06/21/18 0606 | 06/21/18 0601 | 06/21/18 0507 | 06/21/18 0501 |
| <b>Sepsis Risk Score</b>        |               |               |               |               |               |
| Sepsis Risk Score               | 1 -UE         | —             | 1 -UE         | —             | 1 -UE         |
| Sepsis Risk Score Change        | —             | —             | 1 -UE         | —             | 1 -UE         |
| Sepsis RS Last Reviewed         | —             | 1 -UE         | —             | 1 -UE         | —             |
| Row Name                        | 06/21/18 0406 | 06/21/18 0401 | 06/21/18 0316 | 06/21/18 0312 | 06/21/18 0308 |
| <b>Sepsis Risk Score</b>        |               |               |               |               |               |
| Sepsis Risk Score               | —             | 1 -UE         | —             | —             | 1 -UE         |
| Sepsis Risk Score Change        | —             | 1 -UE         | —             | 1 -UE         | —             |
| Sepsis RS Last Reviewed         | 1 -UE         | —             | 1 -UE         | —             | —             |
| Row Name                        | 06/21/18 0244 | 06/21/18 0238 | 06/21/18 0206 | 06/21/18 0109 | 06/21/18 0103 |
| <b>Sepsis Risk Score</b>        |               |               |               |               |               |
| Sepsis Risk Score               | —             | —             | 1 -UE         | —             | 1 -UE         |
| Sepsis Risk Score Change        | —             | 1 -UE         | —             | —             | 1 -UE         |
| Sepsis RS Last Reviewed         | 1 -UE         | —             | —             | 1 -UE         | —             |
| Row Name                        | 06/21/18 0006 | 06/21/18 0001 | 06/20/18 2306 | 06/20/18 2301 | 06/20/18 2205 |
| <b>Sepsis Risk Score</b>        |               |               |               |               |               |
| Sepsis Risk Score               | —             | 1 -UE         | —             | 1 -UE         | —             |
| Sepsis Risk Score Change        | —             | 1 -UE         | —             | 1 -UE         | —             |
| Sepsis RS Last Reviewed         | 1 -UE         | —             | 1 -UE         | —             | 1 -UE         |
| <b>Readmission Risk Score</b>   |               |               |               |               |               |
| Readmission                     | —             | 26 -UE        | —             | —             | —             |
| <b>Unplanned Admission Risk</b> |               |               |               |               |               |
| LACE Unplanned Admission        | —             | 13 -UE        | —             | —             | —             |
| Row Name                        | 06/20/18 2201 | 06/20/18 2106 | 06/20/18 2101 | 06/20/18 2006 | 06/20/18 2001 |
| <b>Sepsis Risk Score</b>        |               |               |               |               |               |
| Sepsis Risk Score               | 1 -UE         | —             | 1 -UE         | —             | 1 -UE         |



WS Kennestone Hospital  
677 Church Street  
Marietta GA 30060-1101  
Inpatient Record

Maurice, Eugene George  
MRN: 561253820, DOB: 1/2/1949, Sex: M  
Adm: 6/17/2018, D/C: 6/21/2018

Flowsheets (all recorded) (continued)

PA Risk Score (continued)

| Row Name                 | 06/20/18 2201 | 06/20/18 2106 | 06/20/18 2101 | 06/20/18 2006 | 06/20/18 2001 |
|--------------------------|---------------|---------------|---------------|---------------|---------------|
| Sepsis Risk Score        | 1 -UE         | —             | 1 -UE         | —             | 1 -UE         |
| Change                   |               |               |               |               |               |
| Sepsis RS Last Reviewed  | —             | 1 -UE         | —             | 1 -UE         | —             |
| Row Name                 | 06/20/18 1905 | 06/20/18 1901 | 06/20/18 1805 | 06/20/18 1801 | 06/20/18 1705 |
| Sepsis Risk Score        |               |               |               |               |               |
| Sepsis Risk Score        | —             | 1 -UE         | —             | 1 -UE         | —             |
| Change                   |               |               |               |               |               |
| Sepsis RS Last Reviewed  | 1 -UE         | —             | 1 -UE         | —             | 1 -UE         |
| Row Name                 | 06/20/18 1701 | 06/20/18 1605 | 06/20/18 1601 | 06/20/18 1505 | 06/20/18 1501 |
| Sepsis Risk Score        |               |               |               |               |               |
| Sepsis Risk Score        | 1 -UE         | —             | 1 -UE         | —             | 1 -UE         |
| Change                   |               |               |               |               |               |
| Sepsis RS Last Reviewed  | —             | 1 -UE         | —             | 1 -UE         | —             |
| Row Name                 | 06/20/18 1406 | 06/20/18 1401 | 06/20/18 1305 | 06/20/18 1301 | 06/20/18 1207 |
| Sepsis Risk Score        |               |               |               |               |               |
| Sepsis Risk Score        | —             | 1 -UE         | —             | 1 -UE         | —             |
| Change                   |               |               |               |               |               |
| Sepsis RS Last Reviewed  | 1 -UE         | —             | 1 -UE         | —             | 1 -UE         |
| Row Name                 | 06/20/18 1201 | 06/20/18 1105 | 06/20/18 1101 | 06/20/18 1006 | 06/20/18 1001 |
| Sepsis Risk Score        |               |               |               |               |               |
| Sepsis Risk Score        | 1 -UE         | —             | 1 -UE         | —             | 1 -UE         |
| Change                   |               |               |               |               |               |
| Sepsis RS Last Reviewed  | —             | 1 -UE         | —             | 1 -UE         | —             |
| Readmission Risk Score   |               |               |               |               |               |
| Readmission              | 26 -UE        | —             | —             | —             | —             |
| Unplanned Admission Risk |               |               |               |               |               |
| LACE Unplanned Admission | 15 -UE        | —             | —             | —             | —             |
| Row Name                 | 06/20/18 0907 | 06/20/18 0901 | 06/20/18 0810 | 06/20/18 0804 | 06/20/18 0803 |
| Sepsis Risk Score        |               |               |               |               |               |
| Sepsis Risk Score        | —             | 1 -UE         | —             | —             | 1 -UE         |
| Change                   |               |               |               |               |               |
| Sepsis RS Last Reviewed  | 1 -UE         | —             | 1 -UE         | —             | —             |
| Row Name                 | 06/20/18 0706 | 06/20/18 0702 | 06/20/18 0701 | 06/20/18 0605 | 06/20/18 0601 |
| Sepsis Risk Score        |               |               |               |               |               |
| Sepsis Risk Score        | —             | —             | 1 -UE         | —             | 1 -UE         |
| Change                   |               |               |               |               |               |
| Sepsis RS Last Reviewed  | 1 -UE         | —             | —             | 1 -UE         | —             |
| Row Name                 | 06/20/18 0505 | 06/20/18 0501 | 06/20/18 0405 | 06/20/18 0401 | 06/20/18 0313 |
| Sepsis Risk Score        |               |               |               |               |               |
| Sepsis Risk Score        | —             | 1 -UE         | —             | 1 -UE         | —             |
| Change                   |               |               |               |               |               |
| Sepsis RS Last Reviewed  | 1 -UE         | —             | 1 -UE         | —             | 1 -UE         |
| Row Name                 | 06/20/18 0302 | 06/20/18 0206 | 06/20/18 0110 | 06/20/18 0104 | 06/20/18 0005 |
| Sepsis Risk Score        |               |               |               |               |               |
| Sepsis Risk Score        | 1 -UE         | 1 -UE         | —             | 1 -UE         | —             |
| Change                   |               |               |               |               |               |
| Sepsis RS Last Reviewed  | 1 -UE         | —             | —             | 1 -UE         | —             |



WS Kennestone Hospital  
 677 Church Street  
 Marietta GA 30060-1101  
 Inpatient Record

Maurice, Eugene George  
 MRN: 561253820, DOB: 1/2/1949, Sex: M  
 Adm: 6/17/2018, D/C: 6/21/2018

Flowsheets (all recorded) (continued)

PA Risk Score (continued)

| Row Name                 | 06/20/18 0302 | 06/20/18 0206 | 06/20/18 0110 | 06/20/18 0104 | 06/20/18 0005 |
|--------------------------|---------------|---------------|---------------|---------------|---------------|
| Change                   |               |               |               |               |               |
| Sepsis RS Last Reviewed  | —             | —             | 1 -UE         | —             | 1 -UE         |
| Row Name                 | 06/20/18 0001 | 06/19/18 2306 | 06/19/18 2301 | 06/19/18 2205 | 06/19/18 2201 |
| Sepsis Risk Score        |               |               |               |               |               |
| Sepsis Risk Score        | 1 -UE         | —             | 1 -UE         | —             | 1 -UE         |
| Sepsis Risk Score        | 1 -UE         | —             | 1 -UE         | —             | 1 -UE         |
| Change                   |               |               |               |               |               |
| Sepsis RS Last Reviewed  | —             | 1 -UE         | —             | 1 -UE         | —             |
| Readmission Risk Score   |               |               |               |               |               |
| Readmission              | 26 -UE        | —             | —             | —             | —             |
| Unplanned Admission Risk |               |               |               |               |               |
| LACE Unplanned Admission | 15 -UE        | —             | —             | —             | —             |
| Row Name                 | 06/19/18 2106 | 06/19/18 2101 | 06/19/18 2006 | 06/19/18 2001 | 06/19/18 1905 |
| Sepsis Risk Score        |               |               |               |               |               |
| Sepsis Risk Score        | —             | 1 -UE         | —             | 1 -UE         | —             |
| Sepsis Risk Score        | —             | 1 -UE         | —             | 1 -UE         | —             |
| Change                   |               |               |               |               |               |
| Sepsis RS Last Reviewed  | 1 -UE         | —             | 1 -UE         | —             | 1 -UE         |
| Row Name                 | 06/19/18 1901 | 06/19/18 1805 | 06/19/18 1801 | 06/19/18 1705 | 06/19/18 1701 |
| Sepsis Risk Score        |               |               |               |               |               |
| Sepsis Risk Score        | 1 -UE         | —             | 1 -UE         | —             | 1 -UE         |
| Sepsis Risk Score        | 1 -UE         | —             | 1 -UE         | —             | 1 -UE         |
| Change                   |               |               |               |               |               |
| Sepsis RS Last Reviewed  | —             | 1 -UE         | —             | 1 -UE         | —             |
| Row Name                 | 06/19/18 1606 | 06/19/18 1601 | 06/19/18 1509 | 06/19/18 1504 | 06/19/18 1501 |
| Sepsis Risk Score        |               |               |               |               |               |
| Sepsis Risk Score        | —             | 1 -UE         | —             | —             | 1 -UE         |
| Sepsis Risk Score        | —             | 1 -UE         | —             | 1 -UE         | —             |
| Change                   |               |               |               |               |               |
| Sepsis RS Last Reviewed  | 1 -UE         | —             | 1 -UE         | —             | —             |
| Row Name                 | 06/19/18 1406 | 06/19/18 1401 | 06/19/18 1305 | 06/19/18 1301 | 06/19/18 1207 |
| Sepsis Risk Score        |               |               |               |               |               |
| Sepsis Risk Score        | —             | 1 -UE         | —             | 1 -UE         | —             |
| Sepsis Risk Score        | —             | 1 -UE         | —             | 1 -UE         | —             |
| Change                   |               |               |               |               |               |
| Sepsis RS Last Reviewed  | 1 -UE         | —             | 1 -UE         | —             | 1 -UE         |
| Row Name                 | 06/19/18 1201 | 06/19/18 1106 | 06/19/18 1101 | 06/19/18 1006 | 06/19/18 1001 |
| Sepsis Risk Score        |               |               |               |               |               |
| Sepsis Risk Score        | 1 -UE         | —             | 1 -UE         | —             | 1 -UE         |
| Sepsis Risk Score        | 1 -UE         | —             | 1 -UE         | —             | 1 -UE         |
| Change                   |               |               |               |               |               |
| Sepsis RS Last Reviewed  | —             | 1 -UE         | —             | 1 -UE         | —             |
| Readmission Risk Score   |               |               |               |               |               |
| Readmission              | 27 -UE        | —             | —             | —             | —             |
| Unplanned Admission Risk |               |               |               |               |               |
| LACE Unplanned Admission | 14 -UE        | —             | —             | —             | —             |
| Row Name                 | 06/19/18 0907 | 06/19/18 0901 | 06/19/18 0810 | 06/19/18 0805 | 06/19/18 0803 |
| Sepsis Risk Score        |               |               |               |               |               |
| Sepsis Risk Score        | —             | 1 -UE         | —             | —             | 1 -UE         |
| Sepsis Risk Score        | —             | 1 -UE         | —             | 1 -UE         | —             |
| Change                   |               |               |               |               |               |
| Sepsis RS Last Reviewed  | 1 -UE         | —             | 1 -UE         | —             | —             |





WS Kennestone Hospital  
 677 Church Street  
 Marietta GA 30060-1101  
 Inpatient Record

Maurice, Eugene George  
 MRN: 561253820, DOB: 1/2/1949, Sex: M  
 Adm: 6/17/2018, D/C: 6/21/2018

Flowsheets (all recorded) (continued)

PA Risk Score (continued)

| Row Name                        | 06/19/18 0707 | 06/19/18 0702 | 06/19/18 0701 | 06/19/18 0605 | 06/19/18 0601 |
|---------------------------------|---------------|---------------|---------------|---------------|---------------|
| <b>Sepsis Risk Score</b>        |               |               |               |               |               |
| Sepsis Risk Score               | —             | —             | 1 -UE         | —             | 1 -UE         |
| Sepsis Risk Score Change        | —             | 1 -UE         | —             | —             | 1 -UE         |
| Sepsis RS Last Reviewed         | 1 -UE         | —             | —             | 1 -UE         | —             |
| Row Name                        | 06/19/18 0508 | 06/19/18 0503 | 06/19/18 0502 | 06/19/18 0405 | 06/19/18 0401 |
| <b>Sepsis Risk Score</b>        |               |               |               |               |               |
| Sepsis Risk Score               | —             | —             | 1 -UE         | —             | 1 -UE         |
| Sepsis Risk Score Change        | —             | 1 -UE         | —             | —             | 1 -UE         |
| Sepsis RS Last Reviewed         | 1 -UE         | —             | —             | 1 -UE         | —             |
| Row Name                        | 06/19/18 0302 | 06/19/18 0251 | 06/19/18 0206 | 06/19/18 0109 | 06/19/18 0103 |
| <b>Sepsis Risk Score</b>        |               |               |               |               |               |
| Sepsis Risk Score               | 1 -UE         | —             | 1 -UE         | —             | 1 -UE         |
| Sepsis Risk Score Change        | —             | 1 -UE         | —             | —             | 1 -UE         |
| Sepsis RS Last Reviewed         | 1 -UE         | —             | —             | 1 -UE         | —             |
| Row Name                        | 06/19/18 0005 | 06/19/18 0001 | 06/18/18 2307 | 06/18/18 2301 | 06/18/18 2206 |
| <b>Sepsis Risk Score</b>        |               |               |               |               |               |
| Sepsis Risk Score               | —             | 1 -UE         | —             | 1 -UE         | —             |
| Sepsis Risk Score Change        | —             | 1 -UE         | —             | 1 -UE         | —             |
| Sepsis RS Last Reviewed         | 1 -UE         | —             | 1 -UE         | —             | 1 -UE         |
| <b>Readmission Risk Score</b>   |               |               |               |               |               |
| Readmission                     | —             | 25 -UE        | —             | —             | —             |
| <b>Unplanned Admission Risk</b> |               |               |               |               |               |
| LACE Unplanned Admission        | —             | 12 -UE        | —             | —             | —             |
| Row Name                        | 06/18/18 2201 | 06/18/18 2105 | 06/18/18 2101 | 06/18/18 2006 | 06/18/18 2001 |
| <b>Sepsis Risk Score</b>        |               |               |               |               |               |
| Sepsis Risk Score               | 1 -UE         | —             | 1 -UE         | —             | 1 -UE         |
| Sepsis Risk Score Change        | 1 -UE         | —             | 1 -UE         | —             | 1 -UE         |
| Sepsis RS Last Reviewed         | —             | 1 -UE         | —             | 1 -UE         | —             |
| Row Name                        | 06/18/18 1905 | 06/18/18 1901 | 06/18/18 1805 | 06/18/18 1801 | 06/18/18 1705 |
| <b>Sepsis Risk Score</b>        |               |               |               |               |               |
| Sepsis Risk Score               | —             | 1 -UE         | —             | 1 -UE         | —             |
| Sepsis Risk Score Change        | —             | 1 -UE         | —             | 1 -UE         | —             |
| Sepsis RS Last Reviewed         | 1 -UE         | —             | 1 -UE         | —             | 1 -UE         |
| Row Name                        | 06/18/18 1701 | 06/18/18 1606 | 06/18/18 1601 | 06/18/18 1509 | 06/18/18 1503 |
| <b>Sepsis Risk Score</b>        |               |               |               |               |               |
| Sepsis Risk Score               | 1 -UE         | —             | 1 -UE         | —             | —             |
| Sepsis Risk Score Change        | 1 -UE         | —             | 1 -UE         | —             | 1 -UE         |
| Sepsis RS Last Reviewed         | —             | 1 -UE         | —             | 1 -UE         | —             |
| Row Name                        | 06/18/18 1501 | 06/18/18 1406 | 06/18/18 1401 | 06/18/18 1305 | 06/18/18 1301 |
| <b>Sepsis Risk Score</b>        |               |               |               |               |               |
| Sepsis Risk Score               | 1 -UE         | —             | 1 -UE         | —             | 1 -UE         |
| Sepsis Risk Score Change        | —             | —             | 1 -UE         | —             | 1 -UE         |
| Sepsis RS Last Reviewed         | —             | 1 -UE         | —             | 1 -UE         | —             |
| Row Name                        | 06/18/18 1205 | 06/18/18 1201 | 06/18/18 1107 | 06/18/18 1101 | 06/18/18 1005 |





WS Kennestone Hospital  
 677 Church Street  
 Marietta GA 30060-1101  
 Inpatient Record

Maurice, Eugene George  
 MRN: 561253820, DOB: 1/2/1949, Sex: M  
 Adm: 6/17/2018, D/C: 6/21/2018

**Flowsheets (all recorded) (continued)**

**PA Risk Score (continued)**

| Row Name                        | 06/18/18 1205 | 06/18/18 1201 | 06/18/18 1107 | 06/18/18 1101 | 06/18/18 1005 |
|---------------------------------|---------------|---------------|---------------|---------------|---------------|
| <b>Sepsis Risk Score</b>        |               |               |               |               |               |
| Sepsis Risk Score               | ---           | 1 -UE         | ---           | 1 -UE         | ---           |
| Sepsis Risk Score Change        | ---           | 1 -UE         | ---           | 1 -UE         | ---           |
| Sepsis RS Last Reviewed         | 1 -UE         | ---           | 1 -UE         | ---           | 2 -UE         |
| <b>Readmission Risk Score</b>   |               |               |               |               |               |
| Readmission                     | ---           | 24 -UE        | ---           | ---           | ---           |
| <b>Unplanned Admission Risk</b> |               |               |               |               |               |
| LACE Unplanned Admission        | ---           | 11 -UE        | ---           | ---           | ---           |
| Row Name                        | 06/18/18 1001 | 06/18/18 0912 | 06/18/18 0901 | 06/18/18 0808 | 06/18/18 0803 |
| <b>Sepsis Risk Score</b>        |               |               |               |               |               |
| Sepsis Risk Score               | 2 -UE         | ---           | 2 -UE         | ---           | 1 -UE         |
| Sepsis Risk Score Change        | 2 -UE         | ---           | 2 -UE         | ---           | 1 -UE         |
| Sepsis RS Last Reviewed         | ---           | 2 -UE         | ---           | 1 -UE         | ---           |
| Row Name                        | 06/18/18 0707 | 06/18/18 0703 | 06/18/18 0701 | 06/18/18 0606 | 06/18/18 0601 |
| <b>Sepsis Risk Score</b>        |               |               |               |               |               |
| Sepsis Risk Score               | ---           | ---           | 1 -UE         | ---           | 1 -UE         |
| Sepsis Risk Score Change        | ---           | 1 -UE         | ---           | ---           | 1 -UE         |
| Sepsis RS Last Reviewed         | 1 -UE         | ---           | ---           | 1 -UE         | ---           |
| Row Name                        | 06/18/18 0506 | 06/18/18 0501 | 06/18/18 0406 | 06/18/18 0401 | 06/18/18 0305 |
| <b>Sepsis Risk Score</b>        |               |               |               |               |               |
| Sepsis Risk Score               | ---           | 1 -UE         | ---           | 1 -UE         | 2 -UE         |
| Sepsis Risk Score Change        | ---           | 1 -UE         | ---           | 1 -UE         | ---           |
| Sepsis RS Last Reviewed         | 1 -UE         | ---           | 1 -UE         | ---           | 2 -UE         |
| Row Name                        | 06/18/18 0252 | 06/18/18 0206 | 06/18/18 0109 | 06/18/18 0103 | 06/18/18 0007 |
| <b>Sepsis Risk Score</b>        |               |               |               |               |               |
| Sepsis Risk Score               | ---           | 2 -UE         | ---           | 1 -UE         | ---           |
| Sepsis Risk Score Change        | 2 -UE         | ---           | ---           | 1 -UE         | ---           |
| Sepsis RS Last Reviewed         | ---           | ---           | 1 -UE         | ---           | 1 -UE         |
| Row Name                        | 06/18/18 0001 | 06/17/18 2301 | 06/17/18 2201 | 06/17/18 2101 | 06/17/18 2001 |
| <b>Sepsis Risk Score</b>        |               |               |               |               |               |
| Sepsis Risk Score               | 1 -UE         | 1 -UE         | 1 -UE         | 1 -UE         | 1 -UE         |
| Sepsis Risk Score Change        | 1 -UE         | ---           | ---           | ---           | ---           |
| <b>Readmission Risk Score</b>   |               |               |               |               |               |
| Readmission                     | 25 -UE        | ---           | ---           | ---           | ---           |
| <b>Unplanned Admission Risk</b> |               |               |               |               |               |
| LACE Unplanned Admission        | 11 -UE        | ---           | ---           | ---           | ---           |
| Row Name                        | 06/17/18 1901 | 06/17/18 1801 | 06/17/18 1701 | 06/17/18 1601 | 06/17/18 1501 |
| <b>Sepsis Risk Score</b>        |               |               |               |               |               |
| Sepsis Risk Score               | 1 -UE         | 1 -UE         | 2 -UE         | 1 -UE         | 1 -UE         |



WS Kennestone Hospital  
677 Church Street  
Marietta GA 30060-1101  
Inpatient Record

Maurice, Eugene George  
MRN: 561253820, DOB: 1/2/1949, Sex: M  
Adm: 6/17/2018, D/C: 6/21/2018

**Flowsheets (all recorded)**

**Pain Assessment**

| Row Name                            | 06/21/18 0830 | 06/21/18 0545 | 06/21/18 0030       | 06/20/18 2133     | 06/20/18 0830   |
|-------------------------------------|---------------|---------------|---------------------|-------------------|---|
| <b>Pain Assessment</b>              |               |               |                     |                   |   |
| Currently in Pain                   | No -AM        | No -TS        | Resting quietly -TS | No -TS            | Unable to Assess<br>Simultaneous filing. User may be unaware of other data. -MS |
| Pain Intervention(s)                | Declines -AM  | Rest -TS      | Rest -TS            | Rest;Declines -TS | Rest -MS  |
| <b>Numeric Pain Intensity Scale</b> |               |               |                     |                   |   |
| Numeric Pain Intensity Score 1      | 0 -AM         | 0 -TS         | ---                 | 0 -TS             | 0 Simultaneous filing. User may be unaware of other data. -MS                   |
| Clinical Progression 1              | ---           | ---           | ---                 | ---               | Resolved -MS  |
| <b>FACES Pain Rating 1</b>          |               |               |                     |                   |   |
| FACES Pain Rating                   | ---           | ---           | 0-No hurt -TS       | ---               | ---   |

| Row Name                            | 06/20/18 0730              | 06/19/18 2000       | 06/19/18 1600 | 06/19/18 1321 | 06/19/18 0800 |
|-------------------------------------|----------------------------|---------------------|---------------|---------------|---------------|
| <b>Pain Assessment</b>              |                            |                     |               |               |               |
| Currently in Pain                   | Yes -DG                    | Resting quietly -EE | No -JI        | ---           | No -JI        |
| <b>Numeric Pain Intensity Scale</b> |                            |                     |               |               |               |
| Numeric Pain Intensity Score 1      | 2 -DG                      | 0 -EE               | 0 -JI         | 0 -CR         | 0 -JI         |
| Pain Onset 1                        | Gradual -DG                | ---                 | ---           | ---           | ---           |
| Pain Location 1                     | Back -DG                   | ---                 | ---           | ---           | ---           |
| Pain Location Orientation 1         | Anterior -DG               | ---                 | ---           | ---           | ---           |
| Pain Quality 1                      | Aching -DG                 | ---                 | ---           | ---           | ---           |
| Pain Type 1                         | Acute pain -DG             | ---                 | ---           | ---           | ---           |
| Aggravating Factors                 | Movement -DG               | ---                 | ---           | ---           | ---           |
| Alleviating Factors 1               | Medication;Positioning -DG | ---                 | ---           | ---           | ---           |
| <b>Pain Assessment History</b>      |                            |                     |               |               |               |
| Previous experiences with pain?     | ---                        | No -EE              | ---           | ---           | ---           |
| History of Chronic Pain?            | ---                        | No -EE              | ---           | ---           | ---           |

| Row Name                            | 06/19/18 0400             | 06/19/18 0200             | 06/19/18 0000             | 06/18/18 2200             | 06/18/18 2100 |
|-------------------------------------|---------------------------|---------------------------|---------------------------|---------------------------|---------------|
| <b>Pain Assessment</b>              |                           |                           |                           |                           |               |
| Currently in Pain                   | ---                       | ---                       | ---                       | ---                       | No -RM        |
| <b>Numeric Pain Intensity Scale</b> |                           |                           |                           |                           |               |
| Numeric Pain Intensity Score 1      | ---                       | ---                       | ---                       | ---                       | 0 -RM         |
| <b>Pain Assessment History</b>      |                           |                           |                           |                           |               |
| Previous experiences with pain?     | ---                       | ---                       | ---                       | ---                       | No -RM        |
| <b>Patient Observation</b>          |                           |                           |                           |                           |               |
| Observations                        | Resting in bed, alert -RM | Resting in bed, alert -RM | Resting in bed, alert -RM | Resting in bed, alert -RM | ---           |

| Row Name                            | 06/18/18 2000             | 06/18/18 1900 | 06/18/18 1600 | 06/18/18 1200 | 06/18/18 0800 |
|-------------------------------------|---------------------------|---------------|---------------|---------------|---------------|
| <b>Pain Assessment</b>              |                           |               |               |               |               |
| Currently in Pain                   | No -RM                    | No -RM        | No -JI        | No -JI        | No -JI        |
| <b>Numeric Pain Intensity Scale</b> |                           |               |               |               |               |
| Numeric Pain Intensity Score 1      | 0 -RM                     | 0 -RM         | 0 -JI         | 0 -JI         | 0 -JI         |
| <b>Pain Assessment History</b>      |                           |               |               |               |               |
| Previous experiences with pain?     | No -RM                    | No -RM        | ---           | ---           | ---           |
| Patient's Stated Pain Goal          | 0 (No Pain) -RM           | ---           | ---           | ---           | ---           |
| <b>Patient Observation</b>          |                           |               |               |               |               |
| Observations                        | Resting in bed, alert -RM | ---           | ---           | ---           | ---           |

| Row Name               | 06/18/18 0600 | 06/18/18 0500 | 06/18/18 0400 | 06/18/18 0300 | 06/18/18 0200 |
|------------------------|---------------|---------------|---------------|---------------|---------------|
| <b>Pain Assessment</b> |               |               |               |               |               |
| Currently in Pain      | No -RM        | No -RM        | No -RM        | No -RM        | No -RM        |



WS Kennestone Hospital  
 677 Church Street  
 Marietta GA 30060-1101  
 Inpatient Record

Maurice, Eugene George  
 MRN: 561253820, DOB: 1/2/1949, Sex: M  
 Adm: 6/17/2018, D/C: 6/21/2018

**Flowsheets (all recorded) (continued)**

**Pain Assessment (continued)**

| Row Name                            | 06/18/18 0600 | 06/18/18 0500      | 06/18/18 0400 | 06/18/18 0300 | 06/18/18 0200 |
|-------------------------------------|---------------|--------------------|---------------|---------------|---------------|
| <b>Numeric Pain Intensity Scale</b> |               |                    |               |               |               |
| Numeric Pain Intensity Score 1      | 0 -RM         | 0 -RM              | 0 -RM         | 0 -RM         | 0 -RM         |
| <b>Pain Assessment History</b>      |               |                    |               |               |               |
| Previous experiences with pain?     | No -RM        | No -RM             | No -RM        | No -RM        | No -RM        |
| History of Chronic Pain?            | No -RM        | No -RM             | No -RM        | No -RM        | No -RM        |
| <b>Patient Observation</b>          |               |                    |               |               |               |
| Observations                        | —             | Resting in bed -RM | —             | —             | —             |

| Row Name                            | 06/18/18 0100 | 06/18/18 0000             | 06/17/18 2300 | 06/17/18 2225                         | 06/17/18 2037   |
|-------------------------------------|---------------|---------------------------|---------------|---------------------------------------|-----------------|
| <b>Pain Timer</b>                   |               |                           |               |                                       |                 |
| Restart Pain Timer                  | —             | —                         | —             | —                                     | Yes -BR         |
| <b>Pain Assessment</b>              |               |                           |               |                                       |                 |
| Currently in Pain                   | No -RM        | No -RM                    | No -RM        | No -RM                                | —               |
| Patient's Stated Pain Goal          | —             | —                         | —             | —                                     | 0 (No Pain) -BR |
| <b>Numeric Pain Intensity Scale</b> |               |                           |               |                                       |                 |
| Numeric Pain Intensity Score 1      | 0 -RM         | 0 -RM                     | 0 -RM         | 0 -RM                                 | 0 -BR           |
| <b>Pain Assessment History</b>      |               |                           |               |                                       |                 |
| Previous experiences with pain?     | No -RM        | No -RM                    | No -RM        | No -RM                                | —               |
| History of Chronic Pain?            | No -RM        | No -RM                    | No -RM        | No -RM                                | —               |
| <b>Patient Observation</b>          |               |                           |               |                                       |                 |
| Observations                        | —             | Resting in bed, alert -RM | —             | REsting in bed, sitting up, alert -RM | —               |

| Row Name                                      | 06/17/18 1823   | 06/17/18 1706   | 06/17/18 1504      |
|---|-----------------|-----------------|--------------------|
| <b>Pain Timer</b>                             |                 |                 |                    |
| Restart Pain Timer                            | Yes -BR         | Yes -BR         | Yes -RG            |
| Pain Reassessment after Intervention Complete | Yes -BR         | —               | —                  |
| <b>Pain Assessment</b>                        |                 |                 |                    |
| Currently in Pain                             | —               | —               | No -RG             |
| Which Pain Assessment Tool ?                  | —               | —               | Numeric (0-10) -RG |
| Patient's Stated Pain Goal                    | 0 (No Pain) -BR | 0 (No Pain) -BR | —                  |
| <b>Numeric Pain Intensity Scale</b>           |                 |                 |                    |
| Numeric Pain Intensity Score 1                | 0 -BR           | 0 -BR           | 0 -RG              |



**Flowsheets (all recorded)**

**VTE Screening**

| Row Name   | 06/18/18 0100 |
|--|---------------|
| <b>Score 1 for each factor (RETIRED)</b>                                     |               |
| (RETIRED) History of prior major surgery (within past 1 month)               | 0 -RM         |
| (RETIRED) Pregnancy or postpartum (less than 1 month)                        | 0 -RM         |
| (RETIRED) Varicose Veins   | 0 -RM         |
| (RETIRED) Age 41 to 59 years   | 0 -RM         |
| (RETIRED) Inflammatory Bowel Disease   | 0 -RM         |
| (RETIRED) Obesity (BMI 30 to 40)   | 0 -RM         |
| (RETIRED) Oral Contraceptives  | 0 -RM         |
| (RETIRED) Hormone Therapy  | 0 -RM         |
| (RETIRED) Abnormal Pulmonary Function, COPD or Pneumonia (less than 1 month) | 0 -RM         |
| (RETIRED) Medical Patient (on bedrest)                                       | 1 -RM         |
| (RETIRED) MI (less than 1 month)   | 0 -RM         |
| (RETIRED) CHF (less than 1 month)  | 1 -RM         |
| (RETIRED) Sepsis (less than 1 month)   | 0 -RM         |
| (RETIRED) Swollen Legs (current)   | 0 -RM         |
| (RETIRED) Total Score  | 2 -RM         |
| <b>(RETIRED) Score 2 for each factor</b>                                     |               |
| (RETIRED) Major surgery (greater than 60 minutes, current admission)         | 0 -RM         |
| (RETIRED) Laproscopic surgery (greater than 60 minutes)                      | 0 -RM         |
| (RETIRED) Arthroscopic surgery (greater than 60 minutes)                     | 0 -RM         |
| (RETIRED) Age 60 - 74 years  | 2 -RM         |
| (RETIRED) Morbid Obesity (BMI greater than 40 to 50)                         | 0 -RM         |
| (RETIRED) Immobilizing cast or splint  | 0 -RM         |
| (RETIRED) Central venous catheter  | 0 -RM         |
| (RETIRED) Malignancy (previous)  | 0 -RM         |
| (RETIRED) Total Score  | 2 -RM         |
| <b>(RETIRED) Score 3 for each factor</b>                                     |               |
| (RETIRED) History of SVT, DVT/PE   | 0 -RM         |
| (RETIRED) Family History of DVT/PE   | 0 -RM         |
| (RETIRED) Age 75   | 0 -RM         |





WS Kennestone Hospital  
 677 Church Street  
 Marietta GA 30060-1101  
 Inpatient Record

Maurice, Eugene George  
 MRN: 561253820, DOB: 1/2/1949, Sex: M  
 Adm: 6/17/2018, D/C: 6/21/2018

**Flowsheets (all recorded) (continued)**

**VTE Screening (continued)**

| Row Name   | 06/18/18 0100 |
|--|---------------|
| years and over   |               |
| (RETIRED) Prior Major Surgery                              | 0 -RM         |
| (RETIRED) BMI > 50   | 0 -RM         |
| (RETIRED) Venous stasis syndrome                           | 0 -RM         |
| (RETIRED) Hypercoagulable states                           | 0 -RM         |
| (RETIRED) Total Score                                      | 0 -RM         |
| <b>(RETIRED) Score 5 for each factor</b>                   |               |
| (RETIRED) Major surgery (greater than 3 hours)             | 0 -RM         |
| (RETIRED) Elective Major Lower Extremity Arthroplasty      | 0 -RM         |
| (RETIRED) Hip, pelvis, or leg fracture (less than 1 month) | 0 -RM         |
| (RETIRED) Stroke (less than 1 month)                       | 0 -RM         |
| (RETIRED) Major trauma (less than 1 month)                 | 0 -RM         |
| (RETIRED) Acute Spinal Cord Injury (less than 1 month)     | 0 -RM         |
| (RETIRED) Paralysis (less than 1 month)                    | 0 -RM         |
| (RETIRED) Mechanical ventilation                           | 0 -RM         |
| (RETIRED) Total Score                                      | 0 -RM         |
| <b>Total Risk Factor Score</b>                             |               |
| VTE Total Risk Factor Score                                | 4 -RM         |
| VTE Low Risk Attribute                                     | No -RM        |
| <b>VTE Prophylaxis Meets Requirements</b>                  |               |
| Is Recommended VTE Prophylaxis ordered?                    | Yes -RM       |



WS Kennestone Hospital  
677 Church Street  
Marietta GA 30060-1101  
Inpatient Record

Maurice, Eugene George  
MRN: 561253820, DOB: 1/2/1949, Sex: M  
Adm: 6/17/2018, D/C: 6/21/2018

**Flowsheets (all recorded)**

**Anthropometrics**

| Row Name         | 06/18/18 0600                   | 06/17/18 2225                    | 06/17/18 1535        |
|------------------|---------------------------------|----------------------------------|----------------------|
| Anthropometrics  |                                 |                                  |                      |
| Height           | —                               | 67" (1.702 m) -AF                | —                    |
| Weight           | 104.9 kg (231 lb 4.2 oz)<br>-RM | 103.4 kg (227 lb 15.3 oz)<br>-AF | 95.3 kg (210 lb) -RG |
| Weight Method    | Actual -RM                      | Actual -AF                       | Stated -RG           |
| Weight Change    | 1.45 -RM                        | 8.55 -AF                         | 0 -RG                |
| BMI (Calculated) | —                               | 35.7 -AF                         | —                    |



WS Kennestone Hospital  
677 Church Street  
Marietta GA 30060-1101  
Inpatient Record

Maurice, Eugene George  
MRN: 561253820, DOB: 1/2/1949, Sex: M  
Adm: 6/17/2018, D/C: 6/21/2018

**Flowsheets (all recorded)**

**(RETIRED) Travel Screening**

| Row Name   | 06/19/18 1117 | 06/18/18 0133 |
|--|---------------|---------------|
| RETIRED - Travel outside the U.S.  |               |               |
| RETIRED - Has the patient or a household member traveled outside the U.S. in the past 21 days? | No -PM        | No -RM        |



WS Kennestone Hospital  
677 Church Street  
Marietta GA 30060-1101  
Inpatient Record

Maurice, Eugene George  
MRN: 561253820, DOB: 1/2/1949, Sex: M  
Adm: 6/17/2018, D/C: 6/21/2018

**Flowsheets (all recorded)**

**Severe Sepsis Screen**

| Row Name                                     | 06/21/18 0900  | 06/20/18 2300  | 06/20/18 1027                                       | 06/20/18 0800  | 06/19/18 2000  |
|--|--|--|---|--|--|
| <b>Severe Sepsis Screening Tool</b>          |  |  |   |  |  |
| Current Sepsis Treatment AND On IV Pressors? | No- Continue Screening -AM   | No- Continue Screening -TS   | ---   | No- Continue Screening -DG   | No- Continue Screening -EE   |
| <b>Infection</b>                             |  |  |   |  |  |
| Suspected / Documented Infection?            | No- Screen for antibiotic therapy -AM                                | No- Screen for antibiotic therapy -TS                                | ---   | Yes- Continue Screening -DG  | No- Screen for antibiotic therapy -EE                                |
| Antibiotic Therapy (Non-Prophylactic)        | ---  | No- Stop screen if no to BOTH suspected infection and antibiotic -TS | ---   | Yes- Continue Screening -DG  | No- Stop screen if no to BOTH suspected infection and antibiotic -EE |
| <b>SIRS Criteria</b>                         |  |  |   |  |  |
| Temperature > 101.0 °F (38.3 °C)             | No- Continue Screening -AM   | ---  | ---   | No- Continue Screening -DG   | No- Continue Screening -EE   |
| Temperature < 96.8 °F (36 °C)                | ---  | ---  | ---   | No- Continue Screening -DG   | No- Continue Screening -EE   |
| Heart Rate > 90 bpm?                         | ---  | ---  | ---   | No- Continue Screening -DG   | No- Continue Screening -EE   |
| Respiratory Rate > 20 per minute?            | ---  | ---  | ---   | No- Continue Screening -DG   | No- Continue Screening -EE   |
| Acutely Altered Mental Status ?              | ---  | ---  | ---   | No- Continue Screening -DG   | No- Continue Screening -EE   |
| Glucose > 140 in the absence of Diabetes     | ---  | ---  | ---   | No- Continue Screening -DG   | Yes- Continue Screening -EE  |
| WBC Count > 12,000 or < 4,000 or Bands > 10% | ---  | ---  | ---   | No- Continue Screening -DG   | No- Continue Screening -EE   |
| 2 or more SIRS criteria Present?             | ---  | ---  | ---   | No- Stop Screening -DG   | No- Stop Screening -EE   |
| <b>Screening Results</b>                     |  |  |   |  |  |
| Positive For Severe Sepsis ?                 | ---  | ---  | ---   | No- Negative for Severe Sepsis -DG                                   | No- Negative for Severe Sepsis -EE                                   |
| Sepsis Interventions                         | ---  | ---  | ---   | ---  | MD Previously Notified -EE   |
| <b>Provider Notification</b>                 |  |  |   |  |  |
| Reason for Communication                     | ---  | ---  | Consult called -DG                                  | ---  | ---  |
| Notification Time                            | ---  | ---  | 1028 -DG  | ---  | ---  |
| Provider Name                                | ---  | ---  | Whatley -DG   | ---  | ---  |
| Provider Role                                | ---  | ---  | Consulting physician -DG                            | ---  | ---  |
| Method of Communication                      | ---  | ---  | Perfect Serve -DG                                   | ---  | ---  |
| Response                                     | ---  | ---  | Other (Comment) consulted by Dhaval G Patel, MD -DG | ---  | ---  |
| Row Name                                     | 06/19/18 0800  | 06/18/18 2000  | 06/18/18 1025                                       | 06/18/18 0800  | 06/18/18 0600  |
| <b>Severe Sepsis Screening Tool</b>          |  |  |   |  |  |
| Current Sepsis Treatment AND On IV Pressors? | No- Continue Screening -JI   | No- Continue Screening -RM   | ---   | No- Continue Screening -JI   | ---  |
| <b>Infection</b>                             |  |  |   |  |  |
| Suspected / Documented Infection?            | No- Screen for antibiotic therapy -JI                                | No- Screen for antibiotic therapy -RM                                | ---   | No- Screen for antibiotic therapy -JI                                | ---  |
| Antibiotic Therapy (Non-Prophylactic)        | No- Stop screen if no to BOTH suspected infection and antibiotic -JI | No- Stop screen if no to BOTH suspected infection and antibiotic -RM | ---   | No- Stop screen if no to BOTH suspected infection and antibiotic -JI | ---  |
| <b>Screening Results</b>                     |  |  |   |  |  |
| Positive For Severe Sepsis ?                 | ---  | No- Negative for Severe Sepsis -RM                                   | ---   | ---  | ---  |
| Sepsis Interventions                         | ---  | MD Previously Notified -RM   | ---   | ---  | ---  |
| <b>Provider Notification</b>                 |  |  |   |  |  |
| Reason for                                   | ---  | ---  | Patient request Clarify                             | ---  | Critical lab value -RM   |





WS Kennestone Hospital  
 677 Church Street  
 Marietta GA 30060-1101  
 Inpatient Record

Maurice, Eugene George  
 MRN: 561253820, DOB: 1/2/1949, Sex: M  
 Adm: 6/17/2018, D/C: 6/21/2018

**Flowsheets (all recorded) (continued)**

**Severe Sepsis Screen (continued)**

| Row Name                | 06/19/18 0800 | 06/18/18 2000 | 06/18/18 1025            | 06/18/18 0800 | 06/18/18 0600            |
|-------------------------|---------------|---------------|--------------------------|---------------|--------------------------|
| Communication           |               |               | order for Ramipril. -JI  |               |                          |
| Lab Value               | ---           | ---           | ---                      | ---           | inr 3.06 -RM             |
| RBAC?                   | ---           | ---           | ---                      | ---           | Yes -RM                  |
| Notification Time       | ---           | ---           | 1025 -JI                 | ---           | 0602 -RM                 |
| Provider Name           | ---           | ---           | Sajja -JI                | ---           | Kingsley Agbeyebe -RM    |
| Provider Role           | ---           | ---           | Consulting physician -JI | ---           | Hospitalist -RM          |
| Method of Communication | ---           | ---           | Perfect Serve -JI        | ---           | Perfect Serve -RM        |
| Response                | ---           | ---           | Waiting for response -JI | ---           | Waiting for response -RM |

| Row Name | 06/18/18 0339 | 06/18/18 0334 | 06/18/18 0000 | 06/17/18 1610 | 06/17/18 1532 |
|----------|---------------|---------------|---------------|---------------|---------------|
|----------|---------------|---------------|---------------|---------------|---------------|

**Severe Sepsis Screening Tool**

|  |     |     |                            |     |     |
|--|-----|-----|----------------------------|-----|-----|
| Current Sepsis Treatment AND On IV Pressors? | --- | --- | No- Continue Screening -RM | --- | --- |
|--|-----|-----|----------------------------|-----|-----|

**Screening Results**

|                              |     |     |                                    |     |     |
|------------------------------|-----|-----|------------------------------------|-----|-----|
| Positive For Severe Sepsis ? | --- | --- | No- Negative for Severe Sepsis -RM | --- | --- |
| Sepsis Interventions         | --- | --- | MD Previously Notified -RM         | --- | --- |

**Provider Notification**

|                          |  |                          |     |                         |                                |
|--------------------------|--|--------------------------|-----|-------------------------|--------------------------------|
| Reason for Communication | Critical lab value -RM   | Critical lab value -RM   | --- | Critical lab value -KW  | Critical lab value -RG         |
| Lab Value                | trop 0.05 -RM  | trop 0.05 -RM            | --- | H&H 5.6/19 -KW          | POC TROP 0.09 AND BNP 2307 -RG |
| RBAC?                    | Yes -RM  | Yes -RM                  | --- | Yes -KW                 | Yes -RG                        |
| Notification Time        | 0338 -RM   | 0334 -RM                 | --- | 1611 -KW                | 1532 -RG                       |
| Provider Name            | Andrew Goodner -RM   | Joy -RM                  | --- | DR. KRUG -KW            | DR. KRUG -RG                   |
| Provider Role            | PA -RM   | NP -RM                   | --- | Attending physician -KW | Attending physician -RG        |
| Method of Communication  | Perfect Serve -RM  | Perfect Serve -RM        | --- | Face to face -KW        | Face to face -RG               |
| Response                 | Waiting for response Hospitalist called to request I advise CVM. -RM | Waiting for response -RM | --- | In department -KW       | See orders -RG                 |



WS Kennestone Hospital  
677 Church Street  
Marietta GA 30060-1101  
Inpatient Record

Maurice, Eugene George  
MRN: 561253820, DOB: 1/2/1949, Sex: M  
Adm: 6/17/2018, D/C: 6/21/2018

**Flowsheets (all recorded)**

**Focused Assessment**

| Row Name               | 06/21/18 11:36:09   | 06/21/18 0830                    | 06/21/18 07:35:36   | 06/21/18 04:07:21   | 06/20/18 23:57:07   |
|------------------------|---------------------|----------------------------------|---------------------|---------------------|---------------------|
| <b>Breathing</b>       |                     |                                  |                     |                     |                     |
| Respiratory Pattern    | —                   | Regular -AM                      | —                   | —                   | —                   |
| SpO2                   | 96 % -DI (r) CI (t) | —                                | 95 % -DI (r) CI (t) | 93 % -DI (r) TW (t) | 93 % -DI (r) TW (t) |
| <b>Circulation</b>     |                     |                                  |                     |                     |                     |
| R Radial Pulse         | —                   | +2 -AM                           | —                   | —                   | —                   |
| L Radial Pulse         | —                   | +2 -AM                           | —                   | —                   | —                   |
| R Pedal Pulse          | —                   | +2 -AM                           | —                   | —                   | —                   |
| L Pedal Pulse          | —                   | +2 -AM                           | —                   | —                   | —                   |
| RLE Capillary Refill   | —                   | Less than/equal to 3 seconds -AM | —                   | —                   | —                   |
| LLE Capillary Refill   | —                   | Less than/equal to 3 seconds -AM | —                   | —                   | —                   |
| <b>Disability</b>      |                     |                                  |                     |                     |                     |
| Level of Consciousness | —                   | Alert -AM                        | —                   | —                   | —                   |

| Row Name               | 06/20/18 2133                                      | 06/20/18 19:43:22   | 06/20/18 15:50:04       | 06/20/18 1458                                      | 06/20/18 14:02:02   |
|------------------------|--|---------------------|-------------------------|--|---------------------|
| <b>Breathing</b>       |  |                     |                         |  |                     |
| Chest Assessment       | Chest expansion symmetrical -TS                    | —                   | —                       | Chest expansion symmetrical -MS                    | —                   |
| Respiratory Pattern    | Regular -TS  | —                   | —                       | Regular -MS  | —                   |
| R Breath Sounds        | —  | —                   | —                       | Clear -MS  | —                   |
| L Breath Sounds        | —  | —                   | —                       | Diminished -MS                                     | —                   |
| SpO2                   | —  | 93 % -DI (r) TW (t) | (I) 89 % -DI (r) LF (t) | —  | 92 % -DI (r) LF (t) |
| <b>Circulation</b>     |  |                     |                         |  |                     |
| R Radial Pulse         | +2 -TS   | —                   | —                       | +2 -MS   | —                   |
| L Radial Pulse         | +2 -TS   | —                   | —                       | +2 -MS   | —                   |
| R Pedal Pulse          | +2 -TS   | —                   | —                       | +2 -MS   | —                   |
| L Pedal Pulse          | +2 -TS   | —                   | —                       | +2 -MS   | —                   |
| Capillary Refill       | Less than/equal to 2 seconds (All extremities) -TS | —                   | —                       | Less than/equal to 2 seconds (All extremities) -MS | —                   |
| RUE Capillary Refill   | Less than/equal to 3 seconds -TS                   | —                   | —                       | Less than/equal to 3 seconds -MS                   | —                   |
| LUE Capillary Refill   | Less than/equal to 3 seconds -TS                   | —                   | —                       | Less than/equal to 3 seconds -MS                   | —                   |
| RLE Capillary Refill   | Less than/equal to 3 seconds -TS                   | —                   | —                       | Less than/equal to 3 seconds -MS                   | —                   |
| LLE Capillary Refill   | Less than/equal to 3 seconds -TS                   | —                   | —                       | Less than/equal to 3 seconds -MS                   | —                   |
| Skin Color             | Appropriate for ethnicity -TS                      | —                   | —                       | Appropriate for ethnicity -MS                      | —                   |
| <b>Disability</b>      |  |                     |                         |  |                     |
| Level of Consciousness | Alert -TS  | —                   | —                       | Alert -MS  | —                   |

| Row Name             | 06/20/18 1000 | 06/20/18 0900 | 06/20/18 0800                                      | 06/20/18 0600 | 06/20/18 0500 |
|----------------------|---------------|---------------|--|---------------|---------------|
| <b>Breathing</b>     |               |               |  |               |               |
| Chest Assessment     | —             | —             | Chest expansion symmetrical -DG                    | —             | —             |
| Respiratory Pattern  | —             | —             | Regular -DG  | —             | —             |
| SpO2                 | (I) 88 % -DG  | (I) 87 % -DG  | (I) 88 % -DG                                       | 93 % -EE      | 94 % -EE      |
| <b>Circulation</b>   |               |               |  |               |               |
| R Radial Pulse       | —             | —             | +2 -DG   | —             | —             |
| L Radial Pulse       | —             | —             | +2 -DG   | —             | —             |
| R Pedal Pulse        | —             | —             | +1 -DG   | —             | —             |
| L Pedal Pulse        | —             | —             | +1 -DG   | —             | —             |
| Capillary Refill     | —             | —             | Less than/equal to 2 seconds (All extremities) -DG | —             | —             |
| RUE Capillary Refill | —             | —             | Less than/equal to 3 seconds -DG                   | —             | —             |
| LUE Capillary Refill | —             | —             | Less than/equal to 3 seconds -DG                   | —             | —             |
| RLE Capillary Refill | —             | —             | Less than/equal to 3 seconds -DG                   | —             | —             |



WS Kennestone Hospital  
 677 Church Street  
 Marietta GA 30060-1101  
 Inpatient Record

Maurice, Eugene George  
 MRN: 561253820, DOB: 1/2/1949, Sex: M  
 Adm: 6/17/2018, D/C: 6/21/2018

**Flowsheets (all recorded) (continued)**

**Focused Assessment (continued)**

| Row Name               | 06/20/18 1000 | 06/20/18 0900 | 06/20/18 0800                    | 06/20/18 0600 | 06/20/18 0500 |
|------------------------|---------------|---------------|----------------------------------|---------------|---------------|
| LLE Capillary Refill   | ---           | ---           | Less than/equal to 3 seconds -DG | ---           | ---           |
| Skin Color             | ---           | ---           | Appropriate for ethnicity -DG    | ---           | ---           |
| <b>Disability</b>      |               |               |                                  |               |               |
| Level of Consciousness | ---           | ---           | Alert -DG                        | ---           | ---           |

| Row Name               | 06/20/18 0400 | 06/20/18 0300 | 06/20/18 0200 | 06/20/18 0000 | 06/19/18 2300 |
|------------------------|---------------|---------------|---------------|---------------|---------------|
| <b>Breathing</b>       |               |               |               |               |               |
| SpO2                   | 94 % -EE      | 97 % -EE      | 91 % -EE      | 90 % -EE      | 97 % -EE      |
| <b>Disability</b>      |               |               |               |               |               |
| Level of Consciousness | Alert -EE     | ---           | ---           | Alert -EE     | ---           |

| Row Name               | 06/19/18 2200 | 06/19/18 2100 | 06/19/18 2000                                      | 06/19/18 1900 | 06/19/18 1800 |
|------------------------|---------------|---------------|--|---------------|---------------|
| <b>Breathing</b>       |               |               |  |               |               |
| Chest Assessment       | ---           | ---           | Chest expansion symmetrical -EE                    | ---           | ---           |
| Respiratory Pattern    | ---           | ---           | Regular -EE  | ---           | ---           |
| SpO2                   | 96 % -EE      | 94 % -EE      | 94 % -EE   | 94 % -EE      | 92 % -JI      |
| <b>Circulation</b>     |               |               |  |               |               |
| R Radial Pulse         | ---           | ---           | +2 -EE   | ---           | ---           |
| L Radial Pulse         | ---           | ---           | +2 -EE   | ---           | ---           |
| R Pedal Pulse          | ---           | ---           | +1 -EE   | ---           | ---           |
| L Pedal Pulse          | ---           | ---           | +1 -EE   | ---           | ---           |
| Capillary Refill       | ---           | ---           | Less than/equal to 2 seconds (All extremities) -EE | ---           | ---           |
| RUE Capillary Refill   | ---           | ---           | Less than/equal to 3 seconds -EE                   | ---           | ---           |
| LUE Capillary Refill   | ---           | ---           | Less than/equal to 3 seconds -EE                   | ---           | ---           |
| RLE Capillary Refill   | ---           | ---           | Less than/equal to 3 seconds -EE                   | ---           | ---           |
| LLE Capillary Refill   | ---           | ---           | Less than/equal to 3 seconds -EE                   | ---           | ---           |
| Skin Color             | ---           | ---           | Appropriate for ethnicity -EE                      | ---           | ---           |
| <b>Disability</b>      |               |               |  |               |               |
| Level of Consciousness | ---           | ---           | Alert -EE  | ---           | ---           |

| Row Name         | 06/19/18 1700 | 06/19/18 1600 | 06/19/18 1500 | 06/19/18 1430 | 06/19/18 1335 |
|------------------|---------------|---------------|---------------|---------------|---------------|
| <b>Breathing</b> |               |               |               |               |               |
| SpO2             | 96 % -JI      | 95 % -JI      | 96 % -JI      | 96 % -JI      | 100 % -LFA    |

| Row Name         | 06/19/18 1330 | 06/19/18 1325 | 06/19/18 1321 | 06/19/18 1114 | 06/19/18 1000 |
|------------------|---------------|---------------|---------------|---------------|---------------|
| <b>Breathing</b> |               |               |               |               |               |
| SpO2             | 97 % -LFA     | 92 % -LFA     | 93 % -CR      | 98 % -PM      | 92 % -JI      |

| Row Name            | 06/19/18 0900 | 06/19/18 0800                                      | 06/19/18 0700 | 06/19/18 0600 | 06/19/18 0500 |
|---------------------|---------------|--|---------------|---------------|---------------|
| <b>Breathing</b>    |               |  |               |               |               |
| Chest Assessment    | ---           | Chest expansion symmetrical -JI                    | ---           | ---           | ---           |
| Respiratory Pattern | ---           | Regular -JI  | ---           | ---           | ---           |
| SpO2                | 95 % -JI      | 97 % -JI   | 96 % -JI      | 94 % -RM      | 96 % -RM      |
| <b>Circulation</b>  |               |  |               |               |               |
| R Radial Pulse      | ---           | +2 -JI   | ---           | ---           | ---           |
| L Radial Pulse      | ---           | +2 -JI   | ---           | ---           | ---           |
| R Pedal Pulse       | ---           | +1 -JI   | ---           | ---           | ---           |
| L Pedal Pulse       | ---           | +1 -JI   | ---           | ---           | ---           |
| Capillary Refill    | ---           | Less than/equal to 2 seconds (All extremities) -JI | ---           | ---           | ---           |
| Skin Color          | ---           | Appropriate for ethnicity -JI                      | ---           | ---           | ---           |



WS Kennestone Hospital  
677 Church Street  
Marietta GA 30060-1101  
Inpatient Record

Maurice, Eugene George  
MRN: 561253820, DOB: 1/2/1949, Sex: M  
Adm: 6/17/2018, D/C: 6/21/2018

**Flowsheets (all recorded) (continued)**

**Focused Assessment (continued)**

| Row Name               | 06/19/18 0900 | 06/19/18 0800 | 06/19/18 0700 | 06/19/18 0600 | 06/19/18 0500 |
|------------------------|---------------|---------------|---------------|---------------|---------------|
| <b>Disability</b>      |               |               |               |               |               |
| Level of Consciousness | ---           | Alert -JI     | ---           | ---           | ---           |

| Row Name         | 06/19/18 0400 | 06/19/18 0300 | 06/19/18 0200 | 06/19/18 0100 | 06/19/18 0000 |
|------------------|---------------|---------------|---------------|---------------|---------------|
| <b>Breathing</b> |               |               |               |               |               |
| SpO2             | 98 % -RM      | 92 % -RM      | 93 % -RM      | 92 % -RM      | 94 % -RM      |

| Row Name            | 06/18/18 2300 | 06/18/18 2200 | 06/18/18 2100 | 06/18/18 2000                   | 06/18/18 1900 |
|---------------------|---------------|---------------|---------------|---------------------------------|---------------|
| <b>Breathing</b>    |               |               |               |                                 |               |
| Chest Assessment    | ---           | ---           | ---           | Chest expansion symmetrical -RM | ---           |
| Respiratory Pattern | ---           | ---           | ---           | Regular -RM                     | ---           |
| R Breath Sounds     | ---           | ---           | ---           | Diminished -RM                  | ---           |
| L Breath Sounds     | ---           | ---           | ---           | Diminished -RM                  | ---           |
| SpO2                | 97 % -RM      | 99 % -RM      | 99 % -RM      | 96 % -RM                        | (I) 89 % -RM  |

|                      |     |     |     |  |     |
|----------------------|-----|-----|-----|--|-----|
| <b>Circulation</b>   |     |     |     |  |     |
| R Radial Pulse       | --- | --- | --- | +2 -RM   | --- |
| L Radial Pulse       | --- | --- | --- | +2 -RM   | --- |
| R Pedal Pulse        | --- | --- | --- | +1 -RM   | --- |
| L Pedal Pulse        | --- | --- | --- | +1 -RM   | --- |
| Capillary Refill     | --- | --- | --- | Less than/equal to 2 seconds (All extremities) -RM | --- |
| RUE Capillary Refill | --- | --- | --- | Less than/equal to 3 seconds -RM                   | --- |
| LUE Capillary Refill | --- | --- | --- | Less than/equal to 3 seconds -RM                   | --- |
| RLE Capillary Refill | --- | --- | --- | Less than/equal to 3 seconds -RM                   | --- |
| LLE Capillary Refill | --- | --- | --- | Less than/equal to 3 seconds -RM                   | --- |
| Skin Color           | --- | --- | --- | Appropriate for ethnicity -RM                      | --- |

|                        |     |     |     |           |     |
|------------------------|-----|-----|-----|-----------|-----|
| <b>Disability</b>      |     |     |     |           |     |
| Level of Consciousness | --- | --- | --- | Alert -RM | --- |

| Row Name         | 06/18/18 1800 | 06/18/18 1600 | 06/18/18 1500 | 06/18/18 1400 | 06/18/18 1300 |
|------------------|---------------|---------------|---------------|---------------|---------------|
| <b>Breathing</b> |               |               |               |               |               |
| SpO2             | 94 % -RM      | (I) 87 % -JI  | 95 % -JI      | 91 % -JI      | 93 % -JI      |

| Row Name            | 06/18/18 1100 | 06/18/18 1000 | 06/18/18 0900 | 06/18/18 0800                   | 06/18/18 0700 |
|---------------------|---------------|---------------|---------------|---------------------------------|---------------|
| <b>Breathing</b>    |               |               |               |                                 |               |
| Chest Assessment    | ---           | ---           | ---           | Chest expansion symmetrical -JI | ---           |
| Respiratory Pattern | ---           | ---           | ---           | Regular -JI                     | ---           |
| SpO2                | 97 % -JI      | 98 % -JI      | 100 % -JI     | 91 % -JI                        | 95 % -JI      |

|                    |     |     |     |  |     |
|--------------------|-----|-----|-----|--|-----|
| <b>Circulation</b> |     |     |     |  |     |
| R Radial Pulse     | --- | --- | --- | +2 -JI   | --- |
| L Radial Pulse     | --- | --- | --- | +2 -JI   | --- |
| R Pedal Pulse      | --- | --- | --- | +1 -JI   | --- |
| L Pedal Pulse      | --- | --- | --- | +1 -JI   | --- |
| Capillary Refill   | --- | --- | --- | Less than/equal to 2 seconds (All extremities) -JI | --- |
| Skin Color         | --- | --- | --- | Appropriate for ethnicity -JI                      | --- |

|                        |     |     |     |           |     |
|------------------------|-----|-----|-----|-----------|-----|
| <b>Disability</b>      |     |     |     |           |     |
| Level of Consciousness | --- | --- | --- | Alert -JI | --- |

| Row Name         | 06/18/18 0600 | 06/18/18 0500 | 06/18/18 0400 | 06/18/18 0300 | 06/18/18 0200 |
|------------------|---------------|---------------|---------------|---------------|---------------|
| <b>Breathing</b> |               |               |               |               |               |
| SpO2             | 97 % -RM      | 97 % -RM      | 97 % -RM      | 92 % -RM      | (I) 87 % -RM  |

| Row Name         | 06/18/18 0100 | 06/18/18 0000 | 06/17/18 2300 | 06/17/18 2225 | 06/17/18 2037 |
|------------------|---------------|---------------|---------------|---------------|---------------|
| <b>Breathing</b> |               |               |               |               |               |





WS Kennestone Hospital  
 677 Church Street  
 Marietta GA 30060-1101  
 Inpatient Record

Maurice, Eugene George  
 MRN: 561253820, DOB: 1/2/1949, Sex: M  
 Adm: 6/17/2018, D/C: 6/21/2018

**Flowsheets (all recorded) (continued)**

**Focused Assessment (continued)**

| Row Name               | 06/18/18 0100 | 06/18/18 0000                    | 06/17/18 2300 | 06/17/18 2225 | 06/17/18 2037 |
|------------------------|---------------|----------------------------------|---------------|---------------|---------------|
| Chest Assessment       | —             | Chest expansion symmetrical -RM  | —             | —             | —             |
| Respiratory Pattern    | —             | Regular -RM                      | —             | —             | —             |
| R Breath Sounds        | —             | Diminished -RM                   | —             | —             | —             |
| L Breath Sounds        | —             | Diminished -RM                   | —             | —             | —             |
| SpO2                   | (I) 88 % -RM  | 92 % -RM                         | 90 % -RM      | 92 % -AF      | 100 % -BR     |
| <b>Circulation</b>     |               |                                  |               |               |               |
| R Radial Pulse         | —             | +2 -RM                           | —             | —             | —             |
| L Radial Pulse         | —             | +2 -RM                           | —             | —             | —             |
| R Pedal Pulse          | —             | +1 -RM                           | —             | —             | —             |
| L Pedal Pulse          | —             | +1 -RM                           | —             | —             | —             |
| RUE Capillary Refill   | —             | Less than/equal to 3 seconds -RM | —             | —             | —             |
| LUE Capillary Refill   | —             | Less than/equal to 3 seconds -RM | —             | —             | —             |
| RLE Capillary Refill   | —             | Less than/equal to 3 seconds -RM | —             | —             | —             |
| LLE Capillary Refill   | —             | Less than/equal to 3 seconds -RM | —             | —             | —             |
| Skin Color             | —             | Appropriate for ethnicity -RM    | —             | —             | —             |
| <b>Disability</b>      |               |                                  |               |               |               |
| Level of Consciousness | —             | Alert -RM                        | —             | —             | —             |

| Row Name               | 06/17/18 1823 | 06/17/18 1738 | 06/17/18 1708 | 06/17/18 1538                   | 06/17/18 1502 |
|------------------------|---------------|---------------|---------------|---------------------------------|---------------|
| <b>Airway</b>          |               |               |               |                                 |               |
| Airway (WDL)           | —             | —             | —             | WDL -RG                         | —             |
| <b>Breathing</b>       |               |               |               |                                 |               |
| Chest Assessment       | —             | —             | —             | Chest expansion symmetrical -RG | —             |
| Respiratory Pattern    | —             | —             | —             | Labored -RG                     | —             |
| SpO2                   | 100 % -BR     | 100 % -BR     | 100 % -BR     | —                               | 100 % -RG     |
| <b>Circulation</b>     |               |               |               |                                 |               |
| Circulation (WDL)      | —             | —             | —             | X -RG                           | —             |
| Skin Color             | —             | —             | —             | Pale -RG                        | —             |
| <b>Disability</b>      |               |               |               |                                 |               |
| Disability (WDL)       | —             | —             | —             | WDL -RG                         | —             |
| Level of Consciousness | —             | —             | —             | Alert -RG                       | —             |

| Row Name         | 06/17/18 1437 |
|------------------|---------------|
| <b>Breathing</b> |               |
| SpO2             | 98 % -NS      |



WS Kennestone Hospital  
677 Church Street  
Marietta GA 30060-1101  
Inpatient Record

Maurice, Eugene George  
MRN: 561253820, DOB: 1/2/1949, Sex: M  
Adm: 6/17/2018, D/C: 6/21/2018

**Flowsheets (all recorded)**

**Intra Procedure Sedation**

| Row Name              | 06/21/18 11:36:09                | 06/21/18 0830       | 06/21/18 07:35:36              | 06/21/18 04:07:21              | 06/20/18 23:57:07                |
|-----------------------|----------------------------------|---------------------|--------------------------------|--------------------------------|----------------------------------|
| <b>Vitals</b>         |                                  |                     |                                |                                |                                  |
| Temp                  | 98.5 °F (36.9 °C) -DI (r) CI (t) | —                   | 98 °F (36.7 °C) -DI (r) CI (t) | 98 °F (36.7 °C) -DI (r) TW (t) | 98.4 °F (36.9 °C) -DI (r) TW (t) |
| Temp src              | Oral -CI                         | —                   | Oral -CI                       | Oral -TW                       | Oral -TW                         |
| Pulse                 | 60 -DI (r) CI (t)                | —                   | 62 -DI (r) CI (t)              | 63 -DI (r) TW (t)              | 109 -DI (r) TW (t)               |
| Heart Rate Source     | Monitor -CI                      | —                   | Monitor -CI                    | Monitor -TW                    | Monitor -TW                      |
| Resp                  | 18 -CI                           | —                   | 18 -CI                         | 18 -DI (r) TW (t)              | 16 -DI (r) TW (t)                |
| BP                    | 123/59 -DI (r) CI (t)            | —                   | 137/64 -DI (r) CI (t)          | 121/58 -DI (r) TW (t)          | 124/53 -DI (r) TW (t)            |
| Patient Position      | Supine -CI                       | —                   | Supine -CI                     | Supine -TW                     | Supine -TW                       |
| <b>Oxygen Therapy</b> |                                  |                     |                                |                                |                                  |
| SpO2                  | 96 % -DI (r) CI (t)              | —                   | 95 % -DI (r) CI (t)            | 93 % -DI (r) TW (t)            | 93 % -DI (r) TW (t)              |
| O2 Device             | None (Room air) -CI              | None (Room air) -AM | None (Room air) -CI            | None (Room air) -TW            | None (Room air) -TW              |
| Row Name              | 06/20/18 2133                    | 06/20/18 19:43:22   | 06/20/18 15:50:04              | 06/20/18 1458                  | 06/20/18 14:02:02                |

|                       |                     |                                  |                                  |                     |                                  |
|-----------------------|---------------------|----------------------------------|----------------------------------|---------------------|----------------------------------|
| <b>Vitals</b>         |                     |                                  |                                  |                     |                                  |
| Temp                  | —                   | 98.2 °F (36.8 °C) -DI (r) TW (t) | 98.3 °F (36.8 °C) -DI (r) LF (t) | —                   | 98.2 °F (36.8 °C) -DI (r) LF (t) |
| Temp src              | —                   | Oral -TW                         | —                                | —                   | —                                |
| Pulse                 | —                   | 66 -DI (r) TW (t)                | 62 -DI (r) LF (t)                | —                   | 61 -DI (r) LF (t)                |
| Heart Rate Source     | —                   | Monitor -TW                      | —                                | —                   | —                                |
| Resp                  | —                   | 16 -DI (r) TW (t)                | 17 -DI (r) LF (t)                | —                   | —                                |
| BP                    | —                   | 113/55 -DI (r) TW (t)            | 154/80 -DI (r) LF (t)            | —                   | 104/66 -DI (r) LF (t)            |
| Patient Position      | —                   | Supine -TW                       | —                                | —                   | —                                |
| <b>Oxygen Therapy</b> |                     |                                  |                                  |                     |                                  |
| SpO2                  | —                   | 93 % -DI (r) TW (t)              | (l) 89 % -DI (r) LF (t)          | —                   | 92 % -DI (r) LF (t)              |
| O2 Device             | None (Room air) -TS | None (Room air) -TW              | —                                | None (Room air) -MS | —                                |
| Row Name              | 06/20/18 1000       | 06/20/18 0909                    | 06/20/18 0900                    | 06/20/18 0800       | 06/20/18 0730                    |

|                       |               |                |                |                     |                       |
|-----------------------|---------------|----------------|----------------|---------------------|-----------------------|
| <b>Vitals</b>         |               |                |                |                     |                       |
| Temp                  | —             | —              | —              | —                   | 98.3 °F (36.8 °C) -HT |
| Temp src              | —             | —              | —              | —                   | Oral -HT              |
| Pulse                 | 61 -DG        | 59 -DG         | 60 -DG         | 58 -DG              | —                     |
| Resp                  | 18 -DG        | —              | 17 -DG         | 18 -DG              | —                     |
| BP                    | 122/54 -DG    | (l) 122/49 -DG | (l) 122/49 -DG | 138/62 -DG          | —                     |
| <b>Oxygen Therapy</b> |               |                |                |                     |                       |
| SpO2                  | (l) 88 % -DG  | —              | (l) 87 % -DG   | (l) 88 % -DG        | —                     |
| O2 Device             | —             | —              | —              | None (Room air) -DG | —                     |
| Pulse Oximetry Type   | —             | —              | —              | Continuous -DG      | —                     |
| Row Name              | 06/20/18 0600 | 06/20/18 0500  | 06/20/18 0400  | 06/20/18 0300       | 06/20/18 0200         |

|                       |               |               |                     |               |                |
|-----------------------|---------------|---------------|---------------------|---------------|----------------|
| <b>Vitals</b>         |               |               |                     |               |                |
| Temp                  | —             | —             | 98 °F (36.7 °C) -JP | —             | —              |
| Temp src              | —             | —             | Oral -JP            | —             | —              |
| Pulse                 | 59 -EE        | 57 -EE        | 56 -EE              | 57 -EE        | 64 -EE         |
| Resp                  | 20 -EE        | 20 -EE        | 19 -EE              | 21 -EE        | 16 -EE         |
| BP                    | 129/57 -EE    | 130/50 -EE    | 119/51 -EE          | 122/58 -EE    | (l) 111/47 -EE |
| <b>Oxygen Therapy</b> |               |               |                     |               |                |
| SpO2                  | 93 % -EE      | 94 % -EE      | 94 % -EE            | 97 % -EE      | 91 % -EE       |
| Row Name              | 06/20/18 0000 | 06/19/18 2300 | 06/19/18 2200       | 06/19/18 2100 | 06/19/18 2000  |

|                       |                       |               |               |               |                       |
|-----------------------|-----------------------|---------------|---------------|---------------|-----------------------|
| <b>Vitals</b>         |                       |               |               |               |                       |
| Temp                  | 97.5 °F (36.4 °C) -JP | —             | —             | —             | 98.4 °F (36.9 °C) -JP |
| Temp src              | Axillary -JP          | —             | —             | —             | Oral -JP              |
| Pulse                 | 59 -EE                | 61 -EE        | 62 -EE        | 61 -EE        | 63 -EE                |
| Resp                  | 22 -EE                | 21 -EE        | 22 -EE        | 16 -EE        | 21 -EE                |
| BP                    | —                     | 128/56 -EE    | 132/51 -EE    | 130/60 -EE    | 135/58 -EE            |
| <b>Oxygen Therapy</b> |                       |               |               |               |                       |
| SpO2                  | 90 % -EE              | 97 % -EE      | 96 % -EE      | 94 % -EE      | 94 % -EE              |
| O2 Device             | —                     | —             | —             | —             | Nasal cannula -EE     |
| O2 Flow Rate (L/min)  | —                     | —             | —             | —             | 2 L/min -EE           |
| Pulse Oximetry Type   | —                     | —             | —             | —             | Continuous -EE        |
| Row Name              | 06/19/18 1900         | 06/19/18 1800 | 06/19/18 1700 | 06/19/18 1644 | 06/19/18 1600         |

|               |   |   |   |                       |   |
|---------------|---|---|---|-----------------------|---|
| <b>Vitals</b> |   |   |   |                       |   |
| Temp          | — | — | — | 97.9 °F (36.6 °C) -FT | — |



WS Kennestone Hospital  
677 Church Street  
Marietta GA 30060-1101  
Inpatient Record

Maurice, Eugene George  
MRN: 561253820, DOB: 1/2/1949, Sex: M  
Adm: 6/17/2018, D/C: 6/21/2018

Flowsheets (all recorded) (continued)

Intra Procedure Sedation (continued)

| Row Name | 06/19/18 1900 | 06/19/18 1800 | 06/19/18 1700 | 06/19/18 1644 | 06/19/18 1600 |
|----------|---------------|---------------|---------------|---------------|---------------|
| Temp src | ---           | ---           | ---           | Oral -FT      | ---           |
| Pulse    | 64 -EE        | 61 -JI        | 59 -JI        | ---           | 58 -JI        |
| Resp     | 19 -EE        | 25 -JI        | 21 -JI        | ---           | 20 -JI        |
| BP       | 133/61 -EE    | 128/56 -JI    | 132/52 -JI    | ---           | 134/58 -JI    |

Oxygen Therapy

|      |          |          |          |     |          |
|------|----------|----------|----------|-----|----------|
| SpO2 | 94 % -EE | 92 % -JI | 96 % -JI | --- | 95 % -JI |
|------|----------|----------|----------|-----|----------|

| Row Name | 06/19/18 1500 | 06/19/18 1430 | 06/19/18 1428 | 06/19/18 1340 | 06/19/18 1335 |
|----------|---------------|---------------|---------------|---------------|---------------|
|----------|---------------|---------------|---------------|---------------|---------------|

Vitals

|          |            |            |                       |     |             |
|----------|------------|------------|-----------------------|-----|-------------|
| Temp     | ---        | ---        | 97.7 °F (36.5 °C) -FT | --- | ---         |
| Temp src | ---        | ---        | Oral -FT              | --- | ---         |
| Pulse    | 56 -JI     | 57 -JI     | ---                   | --- | 54 -LFA     |
| Resp     | 22 -JI     | 19 -JI     | ---                   | --- | 22 -LFA     |
| BP       | 130/51 -JI | 142/60 -JI | ---                   | --- | 123/59 -LFA |

Oxygen Therapy

|                      |          |                   |     |     |            |
|----------------------|----------|-------------------|-----|-----|------------|
| SpO2                 | 96 % -JI | 96 % -JI          | --- | --- | 100 % -LFA |
| O2 Device            | ---      | Nasal cannula -JI | --- | --- | ---        |
| O2 Flow Rate (L/min) | ---      | 2 L/min -JI       | --- | --- | ---        |
| Pulse Oximetry Type  | ---      | Continuous -JI    | --- | --- | ---        |

Aldrete Phase 1

|               |     |     |     |        |     |
|---------------|-----|-----|-----|--------|-----|
| Activity      | --- | --- | --- | 2 -LFA | --- |
| Respiration   | --- | --- | --- | 2 -LFA | --- |
| Circulation   | --- | --- | --- | 2 -LFA | --- |
| Consciousness | --- | --- | --- | 2 -LFA | --- |
| O2 Saturation | --- | --- | --- | 2 -LFA | --- |

| Row Name | 06/19/18 1330 | 06/19/18 1325 | 06/19/18 1321 | 06/19/18 1114 | 06/19/18 1031 |
|----------|---------------|---------------|---------------|---------------|---------------|
|----------|---------------|---------------|---------------|---------------|---------------|

Vitals

|                   |             |                |            |             |     |
|-------------------|-------------|----------------|------------|-------------|-----|
| Pulse             | 54 -LFA     | 53 -LFA        | 53 -CR     | 51 -PM      | --- |
| Heart Rate Source | ---         | ---            | ---        | Monitor -PM | --- |
| Resp              | 19 -LFA     | 21 -LFA        | 18 -CR     | 13 -PM      | --- |
| BP                | 128/55 -LFA | (I) 95/46 -LFA | 110/53 -CR | 123/54 -PM  | --- |
| Patient Position  | ---         | ---            | ---        | Sitting -PM | --- |

Oxygen Therapy

|                      |           |           |          |                   |                     |
|----------------------|-----------|-----------|----------|-------------------|---------------------|
| SpO2                 | 97 % -LFA | 92 % -LFA | 93 % -CR | 98 % -PM          | ---                 |
| O2 Device            | ---       | ---       | ---      | Nasal cannula -PM | None (Room air) -JI |
| O2 Flow Rate (L/min) | ---       | ---       | ---      | 3 L/min -PM       | ---                 |

| Row Name | 06/19/18 1000 | 06/19/18 0900 | 06/19/18 0808 | 06/19/18 0800 | 06/19/18 0700 |
|----------|---------------|---------------|---------------|---------------|---------------|
|----------|---------------|---------------|---------------|---------------|---------------|

Vitals

|          |                |                |                |                     |            |
|----------|----------------|----------------|----------------|---------------------|------------|
| Temp     | ---            | ---            | ---            | 98.6 °F (37 °C) -DF | ---        |
| Temp src | ---            | ---            | ---            | Oral -DF            | ---        |
| Pulse    | 50 -JI         | 51 -JI         | 55 -JI         | 56 -JI              | 63 -JI     |
| Resp     | 20 -JI         | 18 -JI         | ---            | 18 -JI              | 18 -JI     |
| BP       | (I) 124/49 -JI | (I) 119/44 -JI | (I) 126/47 -JI | (I) 126/47 -JI      | 143/52 -JI |

Oxygen Therapy

|                      |          |          |     |                   |          |
|----------------------|----------|----------|-----|-------------------|----------|
| SpO2                 | 92 % -JI | 95 % -JI | --- | 97 % -JI          | 96 % -JI |
| O2 Device            | ---      | ---      | --- | Nasal cannula -JI | ---      |
| O2 Flow Rate (L/min) | ---      | ---      | --- | 2 L/min -JI       | ---      |
| Pulse Oximetry Type  | ---      | ---      | --- | Continuous -JI    | ---      |

| Row Name | 06/19/18 0600 | 06/19/18 0500 | 06/19/18 0400 | 06/19/18 0300 | 06/19/18 0200 |
|----------|---------------|---------------|---------------|---------------|---------------|
|----------|---------------|---------------|---------------|---------------|---------------|

Vitals

|                   |                |                |                       |                      |                      |
|-------------------|----------------|----------------|-----------------------|----------------------|----------------------|
| Temp              | ---            | ---            | 98.2 °F (36.8 °C) -MJ | ---                  | ---                  |
| Pulse             | 52 -RM         | 53 -RM         | 55 -RM                | 55 -RM               | 54 -RM               |
| Heart Rate Source | ---            | Monitor -RM    | Monitor -RM           | Monitor -RM          | Monitor -RM          |
| Resp              | 17 -RM         | 17 -RM         | 20 -RM                | 16 -RM               | 19 -RM               |
| BP                | (I) 109/40 -RM | (I) 124/49 -RM | 127/55 -RM            | 120/59 -RM           | 113/50 -RM           |
| Patient Position  | ---            | Sitting -RM    | Supine -RM            | Lying right side -RM | Lying right side -RM |

Oxygen Therapy

|                       |          |                   |                   |                   |                   |
|-----------------------|----------|-------------------|-------------------|-------------------|-------------------|
| SpO2                  | 94 % -RM | 96 % -RM          | 98 % -RM          | 92 % -RM          | 93 % -RM          |
| O2 Device             | ---      | Nasal cannula -RM | Nasal cannula -RM | Nasal cannula -RM | Nasal cannula -RM |
| Pulse Oximetry Type   | ---      | Continuous -RM    | Continuous -RM    | Continuous -RM    | Continuous -RM    |
| SpO2 Alarm Limit High | ---      | 100 -RM           | 100 -RM           | 100 -RM           | 100 -RM           |
| SpO2 Alarm Limit Low  | ---      | 90 -RM            | 90 -RM            | 90 -RM            | 90 -RM            |





WS Kennestone Hospital  
677 Church Street  
Marietta GA 30060-1101  
Inpatient Record

Maurice, Eugene George  
MRN: 561253820, DOB: 1/2/1949, Sex: M  
Adm: 6/17/2018, D/C: 6/21/2018

**Flowsheets (all recorded) (continued)**

**Intra Procedure Sedation (continued)**

| Row Name               | 06/19/18 0600         | 06/19/18 0500         | 06/19/18 0400       | 06/19/18 0300         | 06/19/18 0200     |
|------------------------|-----------------------|-----------------------|---------------------|-----------------------|-------------------|
| POX Probe Site Changed | —                     | No -RM                | No -RM              | No -RM                | No -RM            |
| Row Name               | 06/19/18 0100         | 06/19/18 0000         | 06/18/18 2300       | 06/18/18 2200         | 06/18/18 2100     |
| <b>Vitals</b>          |                       |                       |                     |                       |                   |
| Temp                   | —                     | 98.1 °F (36.7 °C) -MJ | —                   | —                     | —                 |
| Pulse                  | 53 -RM                | 56 -RM                | 59 -RM              | 55 -RM                | 56 -RM            |
| Heart Rate Source      | Monitor -RM           | Monitor -RM           | Monitor -RM         | Monitor -RM           | Monitor -RM       |
| Resp                   | 19 -RM                | 21 -RM                | 20 -RM              | 21 -RM                | 21 -RM            |
| BP                     | (I) 109/44 -RM        | (I) 123/43 -RM        | 127/59 -RM          | —                     | —                 |
| Patient Position       | Lying left side -RM   | Lying left side -RM   | Lying left side -RM | Supine -RM            | —                 |
| <b>Oxygen Therapy</b>  |                       |                       |                     |                       |                   |
| SpO2                   | 92 % -RM              | 94 % -RM              | 97 % -RM            | 99 % -RM              | 99 % -RM          |
| O2 Device              | Nasal cannula -RM     | Nasal cannula -RM     | Nasal cannula -RM   | Nasal cannula -RM     | Nasal cannula -RM |
| Pulse Oximetry Type    | Continuous -RM        | Continuous -RM        | Continuous -RM      | Continuous -RM        | Continuous -RM    |
| SpO2 Alarm Limit High  | 100 -RM               | 100 -RM               | 100 -RM             | 100 -RM               | 100 -RM           |
| SpO2 Alarm Limit Low   | 90 -RM                | 90 -RM                | 90 -RM              | 90 -RM                | 90 -RM            |
| POX Probe Site Changed | No -RM                | No -RM                | No -RM              | No -RM                | No -RM            |
| Row Name               | 06/18/18 2000         | 06/18/18 1900         | 06/18/18 1800       | 06/18/18 1727         | 06/18/18 1600     |
| <b>Vitals</b>          |                       |                       |                     |                       |                   |
| Temp                   | 98.4 °F (36.9 °C) -MJ | —                     | —                   | 98.1 °F (36.7 °C) -JD | —                 |
| Temp src               | —                     | —                     | —                   | Oral -JD              | —                 |
| Pulse                  | 56 -RM                | 56 -RM                | 56 -RM              | —                     | 52 -JI            |
| Heart Rate Source      | Monitor -RM           | Monitor -RM           | —                   | —                     | —                 |
| Resp                   | 22 -RM                | 22 -RM                | 20 -RM              | —                     | 20 -JI            |
| BP                     | —                     | —                     | 132/60 -RM          | —                     | 142/57 -JI        |
| <b>Oxygen Therapy</b>  |                       |                       |                     |                       |                   |
| SpO2                   | 96 % -RM              | (I) 89 % -RM          | 94 % -RM            | —                     | (I) 87 % -JI      |
| O2 Device              | Nasal cannula -RM     | Nasal cannula -RM     | —                   | —                     | —                 |
| Pulse Oximetry Type    | Continuous -RM        | Continuous -RM        | —                   | —                     | —                 |
| SpO2 Alarm Limit High  | 100 -RM               | 100 -RM               | —                   | —                     | —                 |
| SpO2 Alarm Limit Low   | 90 -RM                | 90 -RM                | —                   | —                     | —                 |
| POX Probe Site Changed | No -RM                | No -RM                | —                   | —                     | —                 |
| Row Name               | 06/18/18 1500         | 06/18/18 1400         | 06/18/18 1300       | 06/18/18 1230         | 06/18/18 1200     |
| <b>Vitals</b>          |                       |                       |                     |                       |                   |
| Temp                   | —                     | —                     | —                   | 97.7 °F (36.5 °C) -JD | —                 |
| Temp src               | —                     | —                     | —                   | Oral -JD              | —                 |
| Pulse                  | 54 -JI                | 58 -JI                | 57 -JI              | —                     | 52 -JI            |
| Resp                   | 18 -JI                | 19 -JI                | 15 -JI              | —                     | 18 -JI            |
| BP                     | 151/56 -JI            | 134/53 -JI            | (I) 130/45 -JI      | —                     | 140/56 -JI        |
| <b>Oxygen Therapy</b>  |                       |                       |                     |                       |                   |
| SpO2                   | 95 % -JI              | 91 % -JI              | 93 % -JI            | —                     | —                 |
| Row Name               | 06/18/18 1100         | 06/18/18 1000         | 06/18/18 0900       | 06/18/18 0831         | 06/18/18 0800     |
| <b>Vitals</b>          |                       |                       |                     |                       |                   |
| Temp                   | —                     | —                     | —                   | 97.8 °F (36.6 °C) -JD | —                 |
| Temp src               | —                     | —                     | —                   | Oral -JD              | —                 |
| Pulse                  | 50 -JI                | 51 -JI                | (I) 49 -JI          | —                     | (I) 48 -JI        |
| Resp                   | 17 -JI                | 16 -JI                | 16 -JI              | —                     | 17 -JI            |
| BP                     | (I) 128/46 -JI        | 131/52 -JI            | 137/54 -JI          | —                     | (I) 123/49 -JI    |
| <b>Oxygen Therapy</b>  |                       |                       |                     |                       |                   |
| SpO2                   | 97 % -JI              | 98 % -JI              | 100 % -JI           | —                     | 91 % -JI          |
| O2 Device              | —                     | —                     | —                   | —                     | Nasal cannula -JI |
| O2 Flow Rate (L/min)   | —                     | —                     | —                   | —                     | 5 L/min -JI       |
| Pulse Oximetry Type    | —                     | —                     | —                   | —                     | Continuous -JI    |
| Row Name               | 06/18/18 0700         | 06/18/18 0600         | 06/18/18 0500       | 06/18/18 0445         | 06/18/18 0400     |
| <b>Vitals</b>          |                       |                       |                     |                       |                   |
| Temp                   | —                     | 98.2 °F (36.8 °C) -RM | —                   | 98.6 °F (37 °C) -RM   | —                 |
| Temp src               | —                     | Axillary -RM          | —                   | Axillary -RM          | —                 |
| Pulse                  | (I) 46 -JI            | (I) 46 -RM            | (I) 47 -RM          | (I) 47 -RM            | (I) 49 -RM        |
| Heart Rate Source      | —                     | Monitor -RM           | Monitor -RM         | —                     | Monitor -RM       |





WS Kennestone Hospital  
677 Church Street  
Marietta GA 30060-1101  
Inpatient Record

Maurice, Eugene George  
MRN: 561253820, DOB: 1/2/1949, Sex: M  
Adm: 6/17/2018, D/C: 6/21/2018

**Flowsheets (all recorded) (continued)**

**Intra Procedure Sedation (continued)**

| Row Name              | 06/18/18 0700  | 06/18/18 0600     | 06/18/18 0500       | 06/18/18 0445     | 06/18/18 0400     |
|-----------------------|----------------|-------------------|---------------------|-------------------|-------------------|
| Resp                  | 17 -JI         | 13 -RM            | 18 -RM              | 18 -RM            | 19 -RM            |
| BP                    | (I) 115/49 -JI | (I) 126/48 -RM    | 122/52 -RM          | 120/52 -RM        | 117/50 -RM        |
| Patient Position      | —              | Supine -RM        | Lying left side -RM | —                 | Sitting -RM       |
| <b>Oxygen Therapy</b> |                |                   |                     |                   |                   |
| SpO2                  | 95 % -JI       | 97 % -RM          | 97 % -RM            | —                 | 97 % -RM          |
| O2 Device             | —              | Nasal cannula -RM | Nasal cannula -RM   | Nasal cannula -RM | Nasal cannula -RM |
| Pulse Oximetry Type   | —              | Continuous -RM    | Continuous -RM      | Continuous -RM    | Continuous -RM    |
| SpO2 Alarm Limit High | —              | 100 -RM           | 100 -RM             | —                 | 100 -RM           |
| SpO2 Alarm Limit Low  | —              | 90 -RM            | 90 -RM              | —                 | 90 -RM            |
| POX Probe Site        | —              | No -RM            | No -RM              | —                 | No -RM            |

| Row Name              | 06/18/18 0300     | 06/18/18 0200        | 06/18/18 0115 | 06/18/18 0100       | 06/18/18 0051         |
|-----------------------|-------------------|----------------------|---------------|---------------------|-----------------------|
| <b>Vitals</b>         |                   |                      |               |                     |                       |
| Temp                  | —                 | —                    | —             | —                   | 98.1 °F (36.7 °C) -RM |
| Temp src              | —                 | —                    | —             | —                   | Oral -RM              |
| Pulse                 | (I) 49 -RM        | 51 -RM               | 54 -RM        | 57 -RM              | 57 -RM                |
| Heart Rate Source     | Monitor -RM       | Monitor -RM          | —             | Monitor -RM         | Monitor -RM           |
| Resp                  | 18 -RM            | 19 -RM               | 20 -RM        | 21 -RM              | 20 -RM                |
| BP                    | (I) 109/43 -RM    | (I) 102/39 -RM       | —             | 123/51 -RM          | 140/52 -RM            |
| Patient Position      | Supine -RM        | Lying right side -RM | —             | Lying left side -RM | —                     |
| <b>Oxygen Therapy</b> |                   |                      |               |                     |                       |
| SpO2                  | 92 % -RM          | (I) 87 % -RM         | —             | (I) 88 % -RM        | —                     |
| O2 Device             | Nasal cannula -RM | Nasal cannula -RM    | —             | Nasal cannula -RM   | —                     |
| O2 Flow Rate (L/min)  | 5 L/min -RM       | 5 L/min -RM          | —             | —                   | —                     |
| Pulse Oximetry Type   | Continuous -RM    | Continuous -RM       | —             | Continuous -RM      | —                     |
| SpO2 Alarm Limit High | 100 -RM           | 100 -RM              | —             | 100 -RM             | —                     |
| SpO2 Alarm Limit Low  | 90 -RM            | 90 -RM               | —             | 90 -RM              | —                     |
| POX Probe Site        | No -RM            | No -RM               | —             | No -RM              | —                     |

| Row Name              | 06/18/18 0000       | 06/17/18 2300     | 06/17/18 2225       | 06/17/18 2037         | 06/17/18 1823         |
|-----------------------|---------------------|-------------------|---------------------|-----------------------|-----------------------|
| <b>Vitals</b>         |                     |                   |                     |                       |                       |
| Temp                  | —                   | —                 | 98 °F (36.7 °C) -AF | 98.2 °F (36.8 °C) -BR | 98.2 °F (36.8 °C) -BR |
| Temp src              | —                   | —                 | Oral -AF            | Oral -BR              | Oral -BR              |
| Pulse                 | 55 -RM              | 54 -RM            | 53 -AF              | 57 -BR                | 51 -BR                |
| Heart Rate Source     | Monitor -RM         | Monitor -RM       | Monitor -AF         | Monitor -BR           | Monitor -BR           |
| Resp                  | 20 -RM              | 17 -RM            | 18 -AF              | 16 -BR                | 18 -BR                |
| BP                    | (I) 115/45 -RM      | (I) 110/41 -RM    | (I) 128/41 -AF      | 134/59 -BR            | 126/55 -BR            |
| Patient Position      | Lying left side -RM | Sitting -RM       | Sitting -RM         | Sitting -BR           | Sitting -BR           |
| <b>Oxygen Therapy</b> |                     |                   |                     |                       |                       |
| SpO2                  | 92 % -RM            | 90 % -RM          | 92 % -AF            | 100 % -BR             | 100 % -BR             |
| O2 Device             | Nasal cannula -RM   | Nasal cannula -RM | Nasal cannula -AF   | —                     | None (Room air) -BR   |
| O2 Flow Rate (L/min)  | —                   | —                 | 2 L/min -AF         | —                     | —                     |
| Pulse Oximetry Type   | Continuous -RM      | Continuous -RM    | Continuous -RM      | —                     | —                     |
| SpO2 Alarm Limit High | 100 -RM             | 100 -RM           | 100 -RM             | —                     | —                     |
| SpO2 Alarm Limit Low  | 90 -RM              | 90 -RM            | 90 -RM              | —                     | —                     |
| POX Probe Site        | Yes -RM             | No -RM            | No -RM              | —                     | —                     |

| Row Name              | 06/17/18 1738         | 06/17/18 1720         | 06/17/18 1708         | 06/17/18 1538       | 06/17/18 1537         |
|-----------------------|-----------------------|-----------------------|-----------------------|---------------------|-----------------------|
| <b>Vitals</b>         |                       |                       |                       |                     |                       |
| Temp                  | 98.2 °F (36.8 °C) -BR | 98.2 °F (36.8 °C) -BR | 97.8 °F (36.6 °C) -BR | —                   | 97.8 °F (36.6 °C) -RG |
| Temp src              | Oral -BR              | Oral -BR              | Oral -BR              | —                   | —                     |
| Pulse                 | 55 -BR                | 55 -BR                | 55 -BR                | —                   | 55 -RG                |
| Heart Rate Source     | Monitor -BR           | —                     | Monitor -BR           | —                   | —                     |
| Resp                  | 18 -BR                | 18 -BR                | 18 -BR                | —                   | 22 -RG                |
| BP                    | 132/56 -BR            | 129/53 -BR            | (I) 115/49 -BR        | —                   | 114/51 -RG            |
| Patient Position      | Sitting -BR           | —                     | Standing -BR          | —                   | —                     |
| <b>Oxygen Therapy</b> |                       |                       |                       |                     |                       |
| SpO2                  | 100 % -BR             | —                     | 100 % -BR             | —                   | —                     |
| O2 Device             | None (Room air) -BR   | —                     | None (Room air) -BR   | None (Room air) -RG | —                     |

| Row Name      | 06/17/18 1502         | 06/17/18 1437 |
|---------------|-----------------------|---------------|
| <b>Vitals</b> |                       |               |
| Temp          | 97.7 °F (36.5 °C) -RG | —             |



WS Kennestone Hospital  
677 Church Street  
Marietta GA 30060-1101  
Inpatient Record

Maurice, Eugene George  
MRN: 561253820, DOB: 1/2/1949, Sex: M  
Adm: 6/17/2018, D/C: 6/21/2018

**Flowsheets (all recorded) (continued)**

**Intra Procedure Sedation (continued)**

| Row Name              | 06/17/18 1502       | 06/17/18 1437 |
|-----------------------|---------------------|---------------|
| Temp src              | Oral -RG            | —             |
| Pulse                 | 54 -RG              | 56 -NS        |
| Heart Rate Source     | Monitor -RG         | —             |
| Resp                  | 25 -RG              | —             |
| BP                    | 112/52 -RG          | —             |
| Patient Position      | Supine -RG          | —             |
| <b>Oxygen Therapy</b> |                     |               |
| SpO2                  | 100 % -RG           | 98 % -NS      |
| O2 Device             | None (Room air) -RG | —             |
| Pulse Oximetry Type   | Continuous -RG      | —             |



WS Kennestone Hospital  
677 Church Street  
Marietta GA 30060-1101  
Inpatient Record

Maurice, Eugene George  
MRN: 561253820, DOB: 1/2/1949, Sex: M  
Adm: 6/17/2018, D/C: 6/21/2018

**Flowsheets (all recorded)**

**Interpretation**

| Row Name | 06/19/18 1258 |
|----------|---------------|
|----------|---------------|

Medical Interpretation Services Documentation (All fields are required)

Is patient using Interpretation Services for this encounter? **No -CR**



WS Kennestone Hospital  
677 Church Street  
Marietta GA 30060-1101  
Inpatient Record

Maurice, Eugene George  
MRN: 561253820, DOB: 1/2/1949, Sex: M  
Adm: 6/17/2018, D/C: 6/21/2018

**Flowsheets (all recorded)**

**Vitals/Pain**

| Row Name                              | 06/21/18 11:36:09                | 06/21/18 0830 | 06/21/18 07:35:36              | 06/21/18 0545 | 06/21/18 04:07:21              |
|---------------------------------------|----------------------------------|---------------|--------------------------------|---------------|--------------------------------|
| <b>OTHER</b>                          |                                  |               |                                |               |                                |
| Patient Position                      | Supine -CI                       | —             | Supine -CI                     | —             | Supine -TW                     |
| <b>Vitals</b>                         |                                  |               |                                |               |                                |
| BP                                    | 123/59 -DI (r) CI (t)            | —             | 137/64 -DI (r) CI (t)          | —             | 121/58 -DI (r) TW (t)          |
| Temp                                  | 98.5 °F (36.9 °C) -DI (r) CI (t) | —             | 98 °F (36.7 °C) -DI (r) CI (t) | —             | 98 °F (36.7 °C) -DI (r) TW (t) |
| Temp src                              | Oral -CI                         | —             | Oral -CI                       | —             | Oral -TW                       |
| Pulse                                 | 60 -DI (r) CI (t)                | —             | 62 -DI (r) CI (t)              | —             | 63 -DI (r) TW (t)              |
| Resp                                  | 18 -CI                           | —             | 18 -CI                         | —             | 18 -DI (r) TW (t)              |
| SpO2                                  | 96 % -DI (r) CI (t)              | —             | 95 % -DI (r) CI (t)            | —             | 93 % -DI (r) TW (t)            |
| <b>Vital Signs</b>                    |                                  |               |                                |               |                                |
| Heart Rate Source                     | Monitor -CI                      | —             | Monitor -CI                    | —             | Monitor -TW                    |
| <b>Numeric Pain Intensity Scale 1</b> |                                  |               |                                |               |                                |
| Numeric Pain Intensity Score 1        | —                                | 0 -AM         | —                              | 0 -TS         | —                              |

| Row Name                              | 06/21/18 0030 | 06/20/18 23:57:07                | 06/20/18 2133 | 06/20/18 19:43:22                | 06/20/18 15:50:04                |
|---------------------------------------|---------------|----------------------------------|---------------|----------------------------------|----------------------------------|
| <b>OTHER</b>                          |               |                                  |               |                                  |                                  |
| Patient Position                      | —             | Supine -TW                       | —             | Supine -TW                       | —                                |
| FACES Pain Rating                     | 0-No hurt -TS | —                                | —             | —                                | —                                |
| <b>Vitals</b>                         |               |                                  |               |                                  |                                  |
| BP                                    | —             | 124/53 -DI (r) TW (t)            | —             | 113/55 -DI (r) TW (t)            | 154/80 -DI (r) LF (t)            |
| Temp                                  | —             | 98.4 °F (36.9 °C) -DI (r) TW (t) | —             | 98.2 °F (36.8 °C) -DI (r) TW (t) | 98.3 °F (36.8 °C) -DI (r) LF (t) |
| Temp src                              | —             | Oral -TW                         | —             | Oral -TW                         | —                                |
| Pulse                                 | —             | 109 -DI (r) TW (t)               | —             | 66 -DI (r) TW (t)                | 62 -DI (r) LF (t)                |
| Resp                                  | —             | 16 -DI (r) TW (t)                | —             | 16 -DI (r) TW (t)                | 17 -DI (r) LF (t)                |
| SpO2                                  | —             | 93 % -DI (r) TW (t)              | —             | 93 % -DI (r) TW (t)              | (l) 89 % -DI (r) LF (t)          |
| <b>Vital Signs</b>                    |               |                                  |               |                                  |                                  |
| Heart Rate Source                     | —             | Monitor -TW                      | —             | Monitor -TW                      | —                                |
| <b>Numeric Pain Intensity Scale 1</b> |               |                                  |               |                                  |                                  |
| Numeric Pain Intensity Score 1        | —             | —                                | 0 -TS         | —                                | —                                |

| Row Name                              | 06/20/18 14:02:02                | 06/20/18 1000 | 06/20/18 0909  | 06/20/18 0900  | 06/20/18 0830  |
|---------------------------------------|----------------------------------|---------------|----------------|----------------|--|
| <b>Vitals</b>                         |                                  |               |                |                |  |
| BP                                    | 104/66 -DI (r) LF (t)            | 122/54 -DG    | (l) 122/49 -DG | (l) 122/49 -DG | —  |
| Temp                                  | 98.2 °F (36.8 °C) -DI (r) LF (t) | —             | —              | —              | —  |
| Pulse                                 | 61 -DI (r) LF (t)                | 61 -DG        | 59 -DG         | 60 -DG         | —  |
| Resp                                  | —                                | 18 -DG        | —              | 17 -DG         | —  |
| SpO2                                  | 92 % -DI (r) LF (t)              | (l) 88 % -DG  | —              | (l) 87 % -DG   | —  |
| <b>Numeric Pain Intensity Scale 1</b> |                                  |               |                |                |  |
| Numeric Pain Intensity Score 1        | —                                | —             | —              | —              | 0 Simultaneous filling. User may be unaware of other data. -MS |

| Row Name                              | 06/20/18 0800 | 06/20/18 0730         | 06/20/18 0600 | 06/20/18 0500 | 06/20/18 0400       |
|---------------------------------------|---------------|-----------------------|---------------|---------------|---------------------|
| <b>Vitals</b>                         |               |                       |               |               |                     |
| BP                                    | 138/62 -DG    | —                     | 129/57 -EE    | 130/50 -EE    | 119/51 -EE          |
| Temp                                  | —             | 98.3 °F (36.8 °C) -HT | —             | —             | 98 °F (36.7 °C) -JP |
| Temp src                              | —             | Oral -HT              | —             | —             | Oral -JP            |
| Pulse                                 | 58 -DG        | —                     | 59 -EE        | 57 -EE        | 56 -EE              |
| Resp                                  | 18 -DG        | —                     | 20 -EE        | 20 -EE        | 19 -EE              |
| SpO2                                  | (l) 88 % -DG  | —                     | 93 % -EE      | 94 % -EE      | 94 % -EE            |
| <b>Numeric Pain Intensity Scale 1</b> |               |                       |               |               |                     |
| Numeric Pain Intensity Score 1        | —             | 2 -DG                 | —             | —             | —                   |
| Pain Location 1                       | —             | Back -DG              | —             | —             | —                   |
| Pain Location Orientation 1           | —             | Anterior -DG          | —             | —             | —                   |

| Row Name      | 06/20/18 0300 | 06/20/18 0200 | 06/20/18 0000 | 06/19/18 2300 | 06/19/18 2200 |
|---------------|---------------|---------------|---------------|---------------|---------------|
| <b>Vitals</b> |               |               |               |               |               |





WS Kennestone Hospital  
677 Church Street  
Marietta GA 30060-1101  
Inpatient Record

Maurice, Eugene George  
MRN: 561253820, DOB: 1/2/1949, Sex: M  
Adm: 6/17/2018, D/C: 6/21/2018

Flowsheets (all recorded) (continued)

Vitals/Pain (continued)

| Row Name | 06/20/18 0300 | 06/20/18 0200  | 06/20/18 0000         | 06/19/18 2300 | 06/19/18 2200 |
|----------|---------------|----------------|-----------------------|---------------|---------------|
| BP       | 122/58 -EE    | (I) 111/47 -EE | ---                   | 128/56 -EE    | 132/51 -EE    |
| Temp     | ---           | ---            | 97.5 °F (36.4 °C) -JP | ---           | ---           |
| Temp src | ---           | ---            | Axillary -JP          | ---           | ---           |
| Pulse    | 57 -EE        | 64 -EE         | 59 -EE                | 61 -EE        | 62 -EE        |
| Resp     | 21 -EE        | 16 -EE         | 22 -EE                | 21 -EE        | 22 -EE        |
| SpO2     | 97 % -EE      | 91 % -EE       | 90 % -EE              | 97 % -EE      | 96 % -EE      |

| Row Name | 06/19/18 2100 | 06/19/18 2000         | 06/19/18 1900 | 06/19/18 1800 | 06/19/18 1700 |
|----------|---------------|-----------------------|---------------|---------------|---------------|
| Vitals   |               |                       |               |               |               |
| BP       | 130/60 -EE    | 135/58 -EE            | 133/61 -EE    | 128/56 -JI    | 132/52 -JI    |
| Temp     | ---           | 98.4 °F (36.9 °C) -JP | ---           | ---           | ---           |
| Temp src | ---           | Oral -JP              | ---           | ---           | ---           |
| Pulse    | 61 -EE        | 63 -EE                | 64 -EE        | 61 -JI        | 59 -JI        |
| Resp     | 16 -EE        | 21 -EE                | 19 -EE        | 25 -JI        | 21 -JI        |
| SpO2     | 94 % -EE      | 94 % -EE              | 94 % -EE      | 92 % -JI      | 96 % -JI      |

Numeric Pain Intensity Scale 1

|                                |     |       |     |     |     |
|--------------------------------|-----|-------|-----|-----|-----|
| Numeric Pain Intensity Score 1 | --- | 0 -EE | --- | --- | --- |
|--------------------------------|-----|-------|-----|-----|-----|

| Row Name | 06/19/18 1644         | 06/19/18 1600 | 06/19/18 1500 | 06/19/18 1430 | 06/19/18 1428         |
|----------|-----------------------|---------------|---------------|---------------|-----------------------|
| Vitals   |                       |               |               |               |                       |
| BP       | ---                   | 134/58 -JI    | 130/51 -JI    | 142/60 -JI    | ---                   |
| Temp     | 97.9 °F (36.6 °C) -FT | ---           | ---           | ---           | 97.7 °F (36.5 °C) -FT |
| Temp src | Oral -FT              | ---           | ---           | ---           | Oral -FT              |
| Pulse    | ---                   | 58 -JI        | 56 -JI        | 57 -JI        | ---                   |
| Resp     | ---                   | 20 -JI        | 22 -JI        | 19 -JI        | ---                   |
| SpO2     | ---                   | 95 % -JI      | 96 % -JI      | 96 % -JI      | ---                   |

Numeric Pain Intensity Scale 1

|                                |     |       |     |     |     |
|--------------------------------|-----|-------|-----|-----|-----|
| Numeric Pain Intensity Score 1 | --- | 0 -JI | --- | --- | --- |
|--------------------------------|-----|-------|-----|-----|-----|

| Row Name         | 06/19/18 1335 | 06/19/18 1330 | 06/19/18 1325  | 06/19/18 1321 | 06/19/18 1114 |
|------------------|---------------|---------------|----------------|---------------|---------------|
| OTHER            |               |               |                |               |               |
| Patient Position | ---           | ---           | ---            | ---           | Sitting -PM   |
| Pain Assessment  | ---           | ---           | ---            | 0-10 -CR      | ---           |
| Vitals           |               |               |                |               |               |
| BP               | 123/59 -LFA   | 128/55 -LFA   | (I) 95/46 -LFA | 110/53 -CR    | 123/54 -PM    |
| Pulse            | 54 -LFA       | 54 -LFA       | 53 -LFA        | 53 -CR        | 51 -PM        |
| Resp             | 22 -LFA       | 19 -LFA       | 21 -LFA        | 18 -CR        | 13 -PM        |
| SpO2             | 100 % -LFA    | 97 % -LFA     | 92 % -LFA      | 93 % -CR      | 98 % -PM      |

Vital Signs

|                   |     |     |     |     |             |
|-------------------|-----|-----|-----|-----|-------------|
| Heart Rate Source | --- | --- | --- | --- | Monitor -PM |
|-------------------|-----|-----|-----|-----|-------------|

Numeric Pain Intensity Scale 1

|                                |     |     |     |       |     |
|--------------------------------|-----|-----|-----|-------|-----|
| Numeric Pain Intensity Score 1 | --- | --- | --- | 0 -CR | --- |
|--------------------------------|-----|-----|-----|-------|-----|

| Row Name | 06/19/18 1000  | 06/19/18 0900  | 06/19/18 0808  | 06/19/18 0800       | 06/19/18 0700 |
|----------|----------------|----------------|----------------|---------------------|---------------|
| Vitals   |                |                |                |                     |               |
| BP       | (I) 124/49 -JI | (I) 119/44 -JI | (I) 126/47 -JI | (I) 126/47 -JI      | 143/52 -JI    |
| Temp     | ---            | ---            | ---            | 98.6 °F (37 °C) -DF | ---           |
| Temp src | ---            | ---            | ---            | Oral -DF            | ---           |
| Pulse    | 50 -JI         | 51 -JI         | 55 -JI         | 56 -JI              | 63 -JI        |
| Resp     | 20 -JI         | 18 -JI         | ---            | 18 -JI              | 18 -JI        |
| SpO2     | 92 % -JI       | 95 % -JI       | ---            | 97 % -JI            | 96 % -JI      |

Numeric Pain Intensity Scale 1

|                                |     |     |     |       |     |
|--------------------------------|-----|-----|-----|-------|-----|
| Numeric Pain Intensity Score 1 | --- | --- | --- | 0 -JI | --- |
|--------------------------------|-----|-----|-----|-------|-----|

| Row Name         | 06/19/18 0600  | 06/19/18 0500  | 06/19/18 0400         | 06/19/18 0300        | 06/19/18 0200        |
|------------------|----------------|----------------|-----------------------|----------------------|----------------------|
| OTHER            |                |                |                       |                      |                      |
| Patient Position | ---            | Sitting -RM    | Supine -RM            | Lying right side -RM | Lying right side -RM |
| Vitals           |                |                |                       |                      |                      |
| BP               | (I) 109/40 -RM | (I) 124/49 -RM | 127/55 -RM            | 120/59 -RM           | 113/50 -RM           |
| Temp             | ---            | ---            | 98.2 °F (36.8 °C) -MJ | ---                  | ---                  |
| Pulse            | 52 -RM         | 53 -RM         | 55 -RM                | 55 -RM               | 54 -RM               |



WS Kennestone Hospital  
677 Church Street  
Marietta GA 30060-1101  
Inpatient Record

Maurice, Eugene George  
MRN: 561253820, DOB: 1/2/1949, Sex: M  
Adm: 6/17/2018, D/C: 6/21/2018

Flowsheets (all recorded) (continued)

Vitals/Pain (continued)

| Row Name          | 06/19/18 0600 | 06/19/18 0500 | 06/19/18 0400 | 06/19/18 0300 | 06/19/18 0200 |
|-------------------|---------------|---------------|---------------|---------------|---------------|
| Resp              | 17 -RM        | 17 -RM        | 20 -RM        | 16 -RM        | 19 -RM        |
| SpO2              | 94 % -RM      | 96 % -RM      | 98 % -RM      | 92 % -RM      | 93 % -RM      |
| Vital Signs       |               |               |               |               |               |
| Heart Rate Source | —             | Monitor -RM   | Monitor -RM   | Monitor -RM   | Monitor -RM   |
| Row Name          | 06/19/18 0100 | 06/19/18 0000 | 06/18/18 2300 | 06/18/18 2200 | 06/18/18 2100 |

OTHER

|                  |                     |                     |                     |            |   |
|------------------|---------------------|---------------------|---------------------|------------|---|
| Patient Position | Lying left side -RM | Lying left side -RM | Lying left side -RM | Supine -RM | — |
|------------------|---------------------|---------------------|---------------------|------------|---|

Vitals

|       |                |                       |            |          |          |
|-------|----------------|-----------------------|------------|----------|----------|
| BP    | (I) 109/44 -RM | (I) 123/43 -RM        | 127/59 -RM | —        | —        |
| Temp  | —              | 98.1 °F (36.7 °C) -MJ | —          | —        | —        |
| Pulse | 53 -RM         | 56 -RM                | 59 -RM     | 55 -RM   | 56 -RM   |
| Resp  | 19 -RM         | 21 -RM                | 20 -RM     | 21 -RM   | 21 -RM   |
| SpO2  | 92 % -RM       | 94 % -RM              | 97 % -RM   | 99 % -RM | 99 % -RM |

Vital Signs

|                   |             |             |             |             |             |
|-------------------|-------------|-------------|-------------|-------------|-------------|
| Heart Rate Source | Monitor -RM | Monitor -RM | Monitor -RM | Monitor -RM | Monitor -RM |
|-------------------|-------------|-------------|-------------|-------------|-------------|

Numeric Pain Intensity Scale 1

|                                |   |   |   |   |       |
|--------------------------------|---|---|---|---|-------|
| Numeric Pain Intensity Score 1 | — | — | — | — | 0 -RM |
|--------------------------------|---|---|---|---|-------|

| Row Name | 06/18/18 2000 | 06/18/18 1900 | 06/18/18 1800 | 06/18/18 1727 | 06/18/18 1600 |
|----------|---------------|---------------|---------------|---------------|---------------|
|----------|---------------|---------------|---------------|---------------|---------------|

Vitals

|          |                       |              |            |                       |              |
|----------|-----------------------|--------------|------------|-----------------------|--------------|
| BP       | —                     | —            | 132/60 -RM | —                     | 142/57 -JI   |
| Temp     | 98.4 °F (36.9 °C) -MJ | —            | —          | 98.1 °F (36.7 °C) -JD | —            |
| Temp src | —                     | —            | —          | Oral -JD              | —            |
| Pulse    | 56 -RM                | 56 -RM       | 56 -RM     | —                     | 52 -JI       |
| Resp     | 22 -RM                | 22 -RM       | 20 -RM     | —                     | 20 -JI       |
| SpO2     | 96 % -RM              | (I) 89 % -RM | 94 % -RM   | —                     | (I) 87 % -JI |

Vital Signs

|                   |             |             |   |   |   |
|-------------------|-------------|-------------|---|---|---|
| Heart Rate Source | Monitor -RM | Monitor -RM | — | — | — |
|-------------------|-------------|-------------|---|---|---|

Numeric Pain Intensity Scale 1

|                                |       |       |   |   |       |
|--------------------------------|-------|-------|---|---|-------|
| Numeric Pain Intensity Score 1 | 0 -RM | 0 -RM | — | — | 0 -JI |
|--------------------------------|-------|-------|---|---|-------|

| Row Name | 06/18/18 1500 | 06/18/18 1400 | 06/18/18 1300 | 06/18/18 1230 | 06/18/18 1200 |
|----------|---------------|---------------|---------------|---------------|---------------|
|----------|---------------|---------------|---------------|---------------|---------------|

Vitals

|          |            |            |                |                       |            |
|----------|------------|------------|----------------|-----------------------|------------|
| BP       | 151/56 -JI | 134/53 -JI | (I) 130/45 -JI | —                     | 140/56 -JI |
| Temp     | —          | —          | —              | 97.7 °F (36.5 °C) -JD | —          |
| Temp src | —          | —          | —              | Oral -JD              | —          |
| Pulse    | 54 -JI     | 58 -JI     | 57 -JI         | —                     | 52 -JI     |
| Resp     | 18 -JI     | 19 -JI     | 15 -JI         | —                     | 18 -JI     |
| SpO2     | 95 % -JI   | 91 % -JI   | 93 % -JI       | —                     | —          |

Numeric Pain Intensity Scale 1

|                                |   |   |   |   |       |
|--------------------------------|---|---|---|---|-------|
| Numeric Pain Intensity Score 1 | — | — | — | — | 0 -JI |
|--------------------------------|---|---|---|---|-------|

| Row Name | 06/18/18 1100 | 06/18/18 1000 | 06/18/18 0900 | 06/18/18 0831 | 06/18/18 0800 |
|----------|---------------|---------------|---------------|---------------|---------------|
|----------|---------------|---------------|---------------|---------------|---------------|

Vitals

|          |                |            |            |                       |                |
|----------|----------------|------------|------------|-----------------------|----------------|
| BP       | (I) 128/46 -JI | 131/52 -JI | 137/54 -JI | —                     | (I) 123/49 -JI |
| Temp     | —              | —          | —          | 97.8 °F (36.6 °C) -JD | —              |
| Temp src | —              | —          | —          | Oral -JD              | —              |
| Pulse    | 50 -JI         | 51 -JI     | (I) 49 -JI | —                     | (I) 48 -JI     |
| Resp     | 17 -JI         | 16 -JI     | 16 -JI     | —                     | 17 -JI         |
| SpO2     | 97 % -JI       | 98 % -JI   | 100 % -JI  | —                     | 91 % -JI       |

Numeric Pain Intensity Scale 1

|                                |   |   |   |   |       |
|--------------------------------|---|---|---|---|-------|
| Numeric Pain Intensity Score 1 | — | — | — | — | 0 -JI |
|--------------------------------|---|---|---|---|-------|

| Row Name | 06/18/18 0700 | 06/18/18 0600 | 06/18/18 0500 | 06/18/18 0445 | 06/18/18 0400 |
|----------|---------------|---------------|---------------|---------------|---------------|
|----------|---------------|---------------|---------------|---------------|---------------|

OTHER

|                  |   |            |                     |   |             |
|------------------|---|------------|---------------------|---|-------------|
| Patient Position | — | Supine -RM | Lying left side -RM | — | Sitting -RM |
| Weight Method    | — | Actual -RM | —                   | — | —           |

Vitals

|    |                |                |            |            |            |
|----|----------------|----------------|------------|------------|------------|
| BP | (I) 115/49 -JI | (I) 126/48 -RM | 122/52 -RM | 120/52 -RM | 117/50 -RM |
|----|----------------|----------------|------------|------------|------------|



WS Kennestone Hospital  
677 Church Street  
Marietta GA 30060-1101  
Inpatient Record

Maurice, Eugene George  
MRN: 561253820, DOB: 1/2/1949, Sex: M  
Adm: 6/17/2018, D/C: 6/21/2018

**Flowsheets (all recorded) (continued)**

**Vitals/Pain (continued)**

| Row Name                              | 06/18/18 0700 | 06/18/18 0600                | 06/18/18 0500 | 06/18/18 0445       | 06/18/18 0400 |
|---------------------------------------|---------------|------------------------------|---------------|---------------------|---------------|
| Temp                                  | ---           | 98.2 °F (36.8 °C) -RM        | ---           | 98.6 °F (37 °C) -RM | ---           |
| Temp src                              | ---           | Axillary -RM                 | ---           | Axillary -RM        | ---           |
| Pulse                                 | (I) 46 -JI    | (I) 46 -RM                   | (I) 47 -RM    | (I) 47 -RM          | (I) 49 -RM    |
| Resp                                  | 17 -JI        | 13 -RM                       | 18 -RM        | 18 -RM              | 19 -RM        |
| SpO2                                  | 95 % -JI      | 97 % -RM                     | 97 % -RM      | ---                 | 97 % -RM      |
| Weight                                | ---           | 104.9 kg (231 lb 4.2 oz) -RM | ---           | ---                 | ---           |
| <b>Vital Signs</b>                    |               |                              |               |                     |               |
| Heart Rate Source                     | ---           | Monitor -RM                  | Monitor -RM   | ---                 | Monitor -RM   |
| <b>Numeric Pain Intensity Scale 1</b> |               |                              |               |                     |               |
| Numeric Pain Intensity Score 1        | ---           | 0 -RM                        | 0 -RM         | ---                 | 0 -RM         |

| Row Name                              | 06/18/18 0300  | 06/18/18 0200        | 06/18/18 0115 | 06/18/18 0100       | 06/18/18 0051         |
|---------------------------------------|----------------|----------------------|---------------|---------------------|-----------------------|
| <b>OTHER</b>                          |                |                      |               |                     |                       |
| Patient Position                      | Supine -RM     | Lying right side -RM | ---           | Lying left side -RM | ---                   |
| <b>Vitals</b>                         |                |                      |               |                     |                       |
| BP                                    | (I) 109/43 -RM | (I) 102/39 -RM       | ---           | 123/51 -RM          | 140/52 -RM            |
| Temp                                  | ---            | ---                  | ---           | ---                 | 98.1 °F (36.7 °C) -RM |
| Temp src                              | ---            | ---                  | ---           | ---                 | Oral -RM              |
| Pulse                                 | (I) 49 -RM     | 51 -RM               | 54 -RM        | 57 -RM              | 57 -RM                |
| Resp                                  | 18 -RM         | 19 -RM               | 20 -RM        | 21 -RM              | 20 -RM                |
| SpO2                                  | 92 % -RM       | (I) 87 % -RM         | ---           | (I) 88 % -RM        | ---                   |
| <b>Vital Signs</b>                    |                |                      |               |                     |                       |
| Heart Rate Source                     | Monitor -RM    | Monitor -RM          | ---           | Monitor -RM         | Monitor -RM           |
| <b>Numeric Pain Intensity Scale 1</b> |                |                      |               |                     |                       |
| Numeric Pain Intensity Score 1        | 0 -RM          | 0 -RM                | ---           | 0 -RM               | ---                   |

| Row Name                              | 06/18/18 0000       | 06/17/18 2300  | 06/17/18 2225                 | 06/17/18 2037         | 06/17/18 1823         |
|---------------------------------------|---------------------|----------------|-------------------------------|-----------------------|-----------------------|
| <b>OTHER</b>                          |                     |                |                               |                       |                       |
| Patient Position                      | Lying left side -RM | Sitting -RM    | Sitting -RM                   | Sitting -BR           | Sitting -BR           |
| Weight Method                         | ---                 | ---            | Actual -AF                    | ---                   | ---                   |
| BMI (Calculated)                      | ---                 | ---            | 35.7 -AF                      | ---                   | ---                   |
| BSA (Calculated - sq m)               | ---                 | ---            | 2.21 sq meters -AF            | ---                   | ---                   |
| <b>Vitals</b>                         |                     |                |                               |                       |                       |
| BP                                    | (I) 115/45 -RM      | (I) 110/41 -RM | (I) 128/41 -AF                | 134/59 -BR            | 126/55 -BR            |
| Temp                                  | ---                 | ---            | 98 °F (36.7 °C) -AF           | 98.2 °F (36.8 °C) -BR | 98.2 °F (36.8 °C) -BR |
| Temp src                              | ---                 | ---            | Oral -AF                      | Oral -BR              | Oral -BR              |
| Pulse                                 | 55 -RM              | 54 -RM         | 53 -AF                        | 57 -BR                | 51 -BR                |
| Resp                                  | 20 -RM              | 17 -RM         | 18 -AF                        | 16 -BR                | 18 -BR                |
| SpO2                                  | 92 % -RM            | 90 % -RM       | 92 % -AF                      | 100 % -BR             | 100 % -BR             |
| Height                                | ---                 | ---            | 67" (1.702 m) -AF             | ---                   | ---                   |
| Weight                                | ---                 | ---            | 103.4 kg (227 lb 15.3 oz) -AF | ---                   | ---                   |
| <b>Vital Signs</b>                    |                     |                |                               |                       |                       |
| Heart Rate Source                     | Monitor -RM         | Monitor -RM    | Monitor -AF                   | Monitor -BR           | Monitor -BR           |
| <b>Numeric Pain Intensity Scale 1</b> |                     |                |                               |                       |                       |
| Numeric Pain Intensity Score 1        | 0 -RM               | 0 -RM          | 0 -RM                         | 0 -BR                 | 0 -BR                 |

| Row Name           | 06/17/18 1738         | 06/17/18 1720         | 06/17/18 1708         | 06/17/18 1706 | 06/17/18 1537         |
|--------------------|-----------------------|-----------------------|-----------------------|---------------|-----------------------|
| <b>OTHER</b>       |                       |                       |                       |               |                       |
| Patient Position   | Sitting -BR           | ---                   | Standing -BR          | ---           | ---                   |
| <b>Vitals</b>      |                       |                       |                       |               |                       |
| BP                 | 132/56 -BR            | 129/53 -BR            | (I) 115/49 -BR        | ---           | 114/51 -RG            |
| Temp               | 98.2 °F (36.8 °C) -BR | 98.2 °F (36.8 °C) -BR | 97.8 °F (36.6 °C) -BR | ---           | 97.8 °F (36.6 °C) -RG |
| Temp src           | Oral -BR              | Oral -BR              | Oral -BR              | ---           | ---                   |
| Pulse              | 55 -BR                | 55 -BR                | 55 -BR                | ---           | 55 -RG                |
| Resp               | 18 -BR                | 18 -BR                | 18 -BR                | ---           | 22 -RG                |
| SpO2               | 100 % -BR             | ---                   | 100 % -BR             | ---           | ---                   |
| <b>Vital Signs</b> |                       |                       |                       |               |                       |



WS Kennestone Hospital  
 677 Church Street  
 Marietta GA 30060-1101  
 Inpatient Record

Maurice, Eugene George  
 MRN: 561253820, DOB: 1/2/1949, Sex: M  
 Adm: 6/17/2018, D/C: 6/21/2018

**Flowsheets (all recorded) (continued)**

**Vitals/Pain (continued)**

| Row Name                              | 06/17/18 1738        | 06/17/18 1720 | 06/17/18 1708         | 06/17/18 1706 | 06/17/18 1537 |
|---------------------------------------|----------------------|---------------|-----------------------|---------------|---------------|
| Heart Rate Source                     | Monitor -BR          | ---           | Monitor -BR           | ---           | ---           |
| <b>Numeric Pain Intensity Scale 1</b> |                      |               |                       |               |               |
| Numeric Pain Intensity Score 1        | ---                  | ---           | ---                   | 0 -BR         | ---           |
| Row Name                              | 06/17/18 1535        | 06/17/18 1504 | 06/17/18 1502         | 06/17/18 1437 |               |
| <b>OTHER</b>                          |                      |               |                       |               |               |
| Patient Position                      | ---                  | ---           | Supine -RG            | ---           |               |
| Weight Method                         | Stated -RG           | ---           | ---                   | ---           |               |
| <b>Vitals</b>                         |                      |               |                       |               |               |
| BP                                    | ---                  | ---           | 112/52 -RG            | ---           |               |
| Temp                                  | ---                  | ---           | 97.7 °F (36.5 °C) -RG | ---           |               |
| Temp src                              | ---                  | ---           | Oral -RG              | ---           |               |
| Pulse                                 | ---                  | ---           | 54 -RG                | 56 -NS        |               |
| Resp                                  | ---                  | ---           | 25 -RG                | ---           |               |
| SpO2                                  | ---                  | ---           | 100 % -RG             | 98 % -NS      |               |
| Weight                                | 95.3 kg (210 lb) -RG | ---           | ---                   | ---           |               |
| <b>Vital Signs</b>                    |                      |               |                       |               |               |
| Heart Rate Source                     | ---                  | ---           | Monitor -RG           | ---           |               |
| <b>Numeric Pain Intensity Scale 1</b> |                      |               |                       |               |               |
| Numeric Pain Intensity Score 1        | ---                  | 0 -RG         | ---                   | ---           |               |





WS Kennestone Hospital  
 677 Church Street  
 Marietta GA 30060-1101  
 Inpatient Record

Maurice, Eugene George  
 MRN: 561253820, DOB: 1/2/1949, Sex: M  
 Adm: 6/17/2018, D/C: 6/21/2018

**Flowsheets (all recorded)**

**Fall Risk**

| Row Name                                 | 06/21/18 0830 | 06/20/18 2133 | 06/20/18 0800 | 06/19/18 2000 | 06/19/18 1117 |
|--|---------------|---------------|---------------|---------------|---------------|
| <b>Hester Davis Fall Risk Assessment</b> |               |               |               |               |               |
| Last Known Fall                          | 0 -AM         | 0 -TS         | 0 -DG         | 0 -EE         | —             |
| Mobility                                 | 0 -AM         | 0 -TS         | 0 -DG         | 1;2 -EE       | —             |
| Medications                              | 1 -AM         | 1 -TS         | 1;3 -DG       | 1 -EE         | —             |
| Mental Status/LOC/Awareness              | 0 -AM         | 0 -TS         | 0 -DG         | 0 -EE         | —             |
| Toileting Needs                          | 0 -AM         | 0 -TS         | 0 -DG         | 0 -EE         | —             |
| Volume/Electrolyte Status                | 0 -AM         | 0 -TS         | 0 -DG         | 2 -EE         | —             |
| Communication/Sensory                    | 1 -AM         | 1 -TS         | 1 -DG         | 1 -EE         | —             |
| Behavior                                 | 0 -AM         | 0 -TS         | 0 -DG         | 0 -EE         | —             |
| Hester Davis Fall Risk Total             | 5 -AM         | 5 -TS         | 8 -DG         | 10 -EE        | —             |
| <b>Fall Assessment</b>                   |               |               |               |               |               |
| Patient Receiving Sedation               | —             | —             | —             | —             | Yes -PM       |
| Fall Risk                                | —             | —             | —             | —             | Yes -PM       |
| Fall Band Applied                        | —             | —             | —             | —             | Yes -PM       |
| Yellow socks                             | —             | —             | —             | —             | Yes -PM       |

| Row Name                                 | 06/19/18 0800 | 06/18/18 2000 | 06/18/18 0800 | 06/18/18 0000 |
|--|---------------|---------------|---------------|---------------|
| <b>Hester Davis Fall Risk Assessment</b> |               |               |               |               |
| Last Known Fall                          | 0 -JI         | 0 -RM         | 0 -JI         | 0 -RM         |
| Mobility                                 | 1;2 -JI       | 1 -RM         | 1 -JI         | 1 -RM         |
| Medications                              | 1 -JI         | 0 -RM         | 3 -JI         | 3 -RM         |
| Mental Status/LOC/Awareness              | 0 -JI         | 0 -RM         | 0 -JI         | 0 -RM         |
| Toileting Needs                          | 0 -JI         | 2 -RM         | 0 -JI         | 0 -RM         |
| Volume/Electrolyte Status                | 2 -JI         | 2 -RM         | 2 -JI         | 2 -RM         |
| Communication/Sensory                    | 1 -JI         | 1 -RM         | 1 -JI         | 1 -RM         |
| Behavior                                 | 0 -JI         | 0 -RM         | 0 -JI         | 0 -RM         |
| Hester Davis Fall Risk Total             | 10 -JI        | 9 -RM         | 10 -JI        | 10 -RM        |



WS Kennestone Hospital  
677 Church Street  
Marietta GA 30060-1101  
Inpatient Record

Maurice, Eugene George  
MRN: 561253820, DOB: 1/2/1949, Sex: M  
Adm: 6/17/2018, D/C: 6/21/2018

Flowsheets (all recorded)

Pre-op Checklist

| Row Name                                     | 06/19/18 1316           | 06/19/18 1315           | 06/19/18 1118   | 06/18/18 0445 | 06/18/18 0051 |
|--|-------------------------|-------------------------|---|---------------|---------------|
| <b>Patient Verification</b>                  |                         |                         |   |               |               |
| History and Physical Completed               | ---                     | ---                     | Yes -PM   | ---           | ---           |
| Consents Confirmed Advance Directive         | ---                     | ---                     | Informed -PM<br>Patient does not have advance directive -PM   | ---           | ---           |
| Patient ID and Procedure Verified            | ---                     | ---                     | Yes -PM   | ---           | ---           |
| Correct Procedure                            | ---                     | ---                     | Yes -PM   | ---           | ---           |
| Documents Match                              | ---                     | ---                     | Yes -PM   | ---           | ---           |
| Pacemaker                                    | ---                     | ---                     | No -PM  | ---           | ---           |
| Patient has an ICD?                          | ---                     | ---                     | No -PM  | ---           | ---           |
| Blood Bank ID Number (from Wristband)        | ---                     | ---                     | 90803 -PM   | 90803 -RM     | 90803 -RM     |
| Pre-op Lab/Test Results Available            | ---                     | ---                     | N/A -PM   | ---           | ---           |
| Preg Test                                    | ---                     | ---                     | n/a -PM   | ---           | ---           |
| Blood Glucose Meter (mg/dl)                  | ---                     | ---                     | 175 -PM   | ---           | ---           |
| <b>Prep Verification</b>                     |                         |                         |   |               |               |
| Isolation Precautions                        | ---                     | ---                     | na -PM  | ---           | ---           |
| Allergy Band Applied                         | ---                     | ---                     | Yes -PM   | ---           | ---           |
| Anti-embolism                                | ---                     | ---                     | n/a -PM   | ---           | ---           |
| Pre-op Antibiotic Ordered?                   | ---                     | ---                     | n/a -PM   | ---           | ---           |
| Beta Blocker Therapy Last Dose Date          | ---                     | ---                     | 06/19/18 -PM  | ---           | ---           |
| Beta Blocker Last Dose Time                  | ---                     | ---                     | 0808 -PM  | ---           | ---           |
| Anticoag Not Applicable?                     | ---                     | ---                     | n/a -PM   | ---           | ---           |
| VTE Assessment Complete?                     | ---                     | ---                     | Yes -PM   | ---           | ---           |
| Date of last liquid                          | ---                     | ---                     | 06/19/18 -PM  | ---           | ---           |
| Time of last liquid                          | ---                     | ---                     | 0808 sips with meds -PM                                       | ---           | ---           |
| Date of last solid                           | ---                     | ---                     | 06/18/18 -PM  | ---           | ---           |
| Time of last solid                           | ---                     | ---                     | 1800 -PM  | ---           | ---           |
| Void Prior to Procedure                      | ---                     | ---                     | Yes -PM   | ---           | ---           |
| Void Prior to Procedure Time                 | ---                     | ---                     | 1045 -PM  | ---           | ---           |
| Enema Given                                  | ---                     | ---                     | Not applicable -PM  | ---           | ---           |
| Bowel Prep Results                           | ---                     | ---                     | Other (comment) na -PM  | ---           | ---           |
| Remove all that apply:                       | ---                     | ---                     | Other (see comment);Glasses/Contacts left in patient room -PM | ---           | ---           |
| Disposition of belongings:                   | ---                     | ---                     | Other (comment) left in inpatient room -PM                    | ---           | ---           |
| Side/Site Confirmed                          | ---                     | ---                     | N/A -PM   | ---           | ---           |
| Required items available                     | ---                     | ---                     | na -PM  | ---           | ---           |
| Transport To                                 | Phase II -CR            | Phase II -CR            | Procedure Area -PM  | ---           | ---           |
| Mode of Transport                            | Stretcher -CR           | Stretcher -CR           | Stretcher -PM   | ---           | ---           |
| Transport By                                 | RN;Anesthesia Staff -CR | RN;Anesthesia Staff -CR | RN -PM  | ---           | ---           |
| Released by (Floor RN or Pre-op RN)          | ---                     | ---                     | pamela m -PM  | ---           | ---           |
| Report given to (healthcare professional/RN) | ---                     | ---                     | procedure m -PM   | ---           | ---           |
| Metal Implant Present?                       | ---                     | ---                     | No -PM  | ---           | ---           |
| Skin Prep for Procedure                      | ---                     | ---                     | No -PM  | ---           | ---           |
| <b>Row Name</b>                              | <b>06/18/18 0000</b>    | <b>06/17/18 1723</b>    | <b>06/17/18 1720</b>  |               |               |
| <b>Patient Verification</b>                  |                         |                         |   |               |               |



WS Kennestone Hospital  
677 Church Street  
Marietta GA 30060-1101  
Inpatient Record

Maurice, Eugene George  
MRN: 561253820, DOB: 1/2/1949, Sex: M  
Adm: 6/17/2018, D/C: 6/21/2018

**Flowsheets (all recorded) (continued)**

**Pre-op Checklist (continued)**

| Row Name                              | 06/18/18 0000                               | 06/17/18 1723 | 06/17/18 1720 |
|---------------------------------------|---|---------------|---------------|
| Advance Directive                     | Patient does not have advance directive -RM | —             | —             |
| Blood Bank ID Number (from Wristband) | —   | r90803 -BR    | r90803 -BR    |



WS Kennestone Hospital  
 677 Church Street  
 Marietta GA 30060-1101  
 Inpatient Record

Maurice, Eugene George  
 MRN: 561253820, DOB: 1/2/1949, Sex: M  
 Adm: 6/17/2018, D/C: 6/21/2018

**Flowsheets (all recorded)**

**Transport**

| Row Name                        | 06/19/18 1316                   | 06/19/18 1315                   | 06/19/18 1118      |
|---------------------------------|---------------------------------|---------------------------------|--------------------|
| <b>Care Handoff</b>             |                                 |                                 |                    |
| Report Given to                 | Given to other<br>(Comment) -CR | Given to other<br>(Comment) -CR | —                  |
| Name of person receiving report | RN -CR                          | RN -CR                          | —                  |
| Name of person giving report    | CHERYL -CR                      | CHERYL -CR                      | —                  |
| <b>Prep Verification</b>        |                                 |                                 |                    |
| Transport To                    | Phase II -CR                    | Phase II -CR                    | Procedure Area -PM |
| Transport By                    | RN;Anesthesia Staff -CR         | RN;Anesthesia Staff -CR         | RN -PM             |
| Transport Via                   | Stretcher -CR                   | Stretcher -CR                   | —                  |
| <b>Arrived From</b>             |                                 |                                 |                    |
| Mode of Transport               | Stretcher -CR                   | Stretcher -CR                   | Stretcher -PM      |





WS Kennestone Hospital  
677 Church Street  
Marietta GA 30060-1101  
Inpatient Record

Maurice, Eugene George  
MRN: 561253820, DOB: 1/2/1949, Sex: M  
Adm: 6/17/2018, D/C: 6/21/2018

**Flowsheets (all recorded)**

**PACU DISCH Assessment**

| Row Name              | 06/21/18 1200 | 06/21/18 11:36:09                   | 06/21/18 1000 | 06/21/18 0830                    | 06/21/18 0800 |
|-----------------------|---------------|-------------------------------------|---------------|----------------------------------|---------------|
| PACU DISCH Assessment |               |                                     |               |                                  |               |
| SpO2                  | —             | 96 % -DI (r) CI (t)                 | —             | —                                | —             |
| Resp                  | —             | 18 -CI                              | —             | —                                | —             |
| Pulse                 | —             | 60 -DI (r) CI (t)                   | —             | —                                | —             |
| Temp                  | —             | 98.5 °F (36.9 °C) -DI (r)<br>CI (t) | —             | —                                | —             |
| Temp src              | —             | Oral -CI                            | —             | —                                | —             |
| RLE Capillary Refill  | —             | —                                   | —             | Less than/equal to 3 seconds -AM | —             |
| LLE Capillary Refill  | —             | —                                   | —             | Less than/equal to 3 seconds -AM | —             |
| Side Rails/Bed Safety | 3/4 -CI       | —                                   | 3/4 -JK       | —                                | 3/4 -CI       |

| Row Name              | 06/21/18 07:35:36              | 06/21/18 04:07:21              | 06/20/18 23:57:07                | 06/20/18 2133                                      | 06/20/18 19:43:22                |
|-----------------------|--------------------------------|--------------------------------|----------------------------------|--|----------------------------------|
| PACU DISCH Assessment |                                |                                |                                  |  |                                  |
| SpO2                  | 95 % -DI (r) CI (t)            | 93 % -DI (r) TW (t)            | 93 % -DI (r) TW (t)              | —  | 93 % -DI (r) TW (t)              |
| Resp                  | 18 -CI                         | 18 -DI (r) TW (t)              | 16 -DI (r) TW (t)                | —  | 16 -DI (r) TW (t)                |
| Pulse                 | 62 -DI (r) CI (t)              | 63 -DI (r) TW (t)              | 109 -DI (r) TW (t)               | —  | 66 -DI (r) TW (t)                |
| Temp                  | 98 °F (36.7 °C) -DI (r) CI (t) | 98 °F (36.7 °C) -DI (r) TW (t) | 98.4 °F (36.9 °C) -DI (r) TW (t) | —  | 98.2 °F (36.8 °C) -DI (r) TW (t) |
| Temp src              | Oral -CI                       | Oral -TW                       | Oral -TW                         | —  | Oral -TW                         |
| Skin Condition/Temp   | —                              | —                              | —                                | Dry/Warm -TS                                       | —                                |
| Skin Color            | —                              | —                              | —                                | Appropriate for ethnicity -TS                      | —                                |
| Capillary Refill      | —                              | —                              | —                                | Less than/equal to 2 seconds (All extremities) -TS | —                                |
| RUE Capillary Refill  | —                              | —                              | —                                | Less than/equal to 3 seconds -TS                   | —                                |
| LUE Capillary Refill  | —                              | —                              | —                                | Less than/equal to 3 seconds -TS                   | —                                |
| RLE Capillary Refill  | —                              | —                              | —                                | Less than/equal to 3 seconds -TS                   | —                                |
| LLE Capillary Refill  | —                              | —                              | —                                | Less than/equal to 3 seconds -TS                   | —                                |
| Side Rails/Bed Safety | —                              | 3/4 -TW                        | 3/4 -TW                          | —  | 3/4 -TW                          |

| Row Name              | 06/20/18 15:50:04                | 06/20/18 1458                                      | 06/20/18 14:02:02                | 06/20/18 1000 | 06/20/18 0909 |
|-----------------------|----------------------------------|--|----------------------------------|---------------|---------------|
| PACU DISCH Assessment |                                  |  |                                  |               |               |
| SpO2                  | (!) 89 % -DI (r) LF (t)          | —  | 92 % -DI (r) LF (t)              | (!) 88 % -DG  | —             |
| Resp                  | 17 -DI (r) LF (t)                | —  | —                                | 18 -DG        | —             |
| Pulse                 | 62 -DI (r) LF (t)                | —  | 61 -DI (r) LF (t)                | 61 -DG        | 59 -DG        |
| Temp                  | 98.3 °F (36.8 °C) -DI (r) LF (t) | —  | 98.2 °F (36.8 °C) -DI (r) LF (t) | —             | —             |
| Skin Condition/Temp   | —                                | Dry/Warm -MS                                       | —                                | —             | —             |
| Skin Color            | —                                | Appropriate for ethnicity -MS                      | —                                | —             | —             |
| Capillary Refill      | —                                | Less than/equal to 2 seconds (All extremities) -MS | —                                | —             | —             |
| RUE Capillary Refill  | —                                | Less than/equal to 3 seconds -MS                   | —                                | —             | —             |
| LUE Capillary Refill  | —                                | Less than/equal to 3 seconds -MS                   | —                                | —             | —             |
| RLE Capillary Refill  | —                                | Less than/equal to 3 seconds -MS                   | —                                | —             | —             |
| LLE Capillary Refill  | —                                | Less than/equal to 3 seconds -MS                   | —                                | —             | —             |

| Row Name              | 06/20/18 0900 | 06/20/18 0800             | 06/20/18 0730         | 06/20/18 0600 | 06/20/18 0500 |
|-----------------------|---------------|---------------------------|-----------------------|---------------|---------------|
| PACU DISCH Assessment |               |                           |                       |               |               |
| SpO2                  | (!) 87 % -DG  | (!) 88 % -DG              | —                     | 93 % -EE      | 94 % -EE      |
| Resp                  | 17 -DG        | 18 -DG                    | —                     | 20 -EE        | 20 -EE        |
| Pulse                 | 60 -DG        | 58 -DG                    | —                     | 59 -EE        | 57 -EE        |
| Cardiac Rhythm        | —             | Normal sinus rhythm -DG   | —                     | —             | —             |
| Temp                  | —             | —                         | 98.3 °F (36.8 °C) -HT | —             | —             |
| Temp src              | —             | —                         | Oral -HT              | —             | —             |
| Skin Color            | —             | Appropriate for ethnicity | —                     | —             | —             |



WS Kennestone Hospital  
677 Church Street  
Marietta GA 30060-1101  
Inpatient Record

Maurice, Eugene George  
MRN: 561253820, DOB: 1/2/1949, Sex: M  
Adm: 6/17/2018, D/C: 6/21/2018

**Flowsheets (all recorded) (continued)**

**PACU DISCH Assessment (continued)**

| Row Name              | 06/20/18 0900 | 06/20/18 0800   | 06/20/18 0730 | 06/20/18 0600 | 06/20/18 0500 |
|-----------------------|---------------|---|---------------|---------------|---------------|
| Capillary Refill      | —             | -DG<br>Less than/equal to 2 seconds (All extremities) | —             | —             | —             |
| RUE Capillary Refill  | —             | -DG<br>Less than/equal to 3 seconds                   | —             | —             | —             |
| LUE Capillary Refill  | —             | -DG<br>Less than/equal to 3 seconds                   | —             | —             | —             |
| RLE Capillary Refill  | —             | -DG<br>Less than/equal to 3 seconds                   | —             | —             | —             |
| LLE Capillary Refill  | —             | -DG<br>Less than/equal to 3 seconds                   | —             | —             | —             |
| Side Rails/Bed Safety | —             | —   | —             | 3/4 -JP       | —             |
| Row Name              | 06/20/18 0400 | 06/20/18 0300   | 06/20/18 0200 | 06/20/18 0000 | 06/19/18 2300 |

**PACU DISCH Assessment**

| SpO2                  | 94 % -EE            | 97 % -EE      | 91 % -EE      | 90 % -EE              | 97 % -EE      |
|-----------------------|---------------------|---------------|---------------|-----------------------|---------------|
| Resp                  | 19 -EE              | 21 -EE        | 16 -EE        | 22 -EE                | 21 -EE        |
| Pulse                 | 56 -EE              | 57 -EE        | 64 -EE        | 59 -EE                | 61 -EE        |
| Temp                  | 98 °F (36.7 °C) -JP | —             | —             | 97.5 °F (36.4 °C) -JP | —             |
| Temp src              | Oral -JP            | —             | —             | Axillary -JP          | —             |
| Side Rails/Bed Safety | 3/4 -JP             | —             | 3/4 -JP       | 3/4 -JP               | —             |
| Row Name              | 06/19/18 2200       | 06/19/18 2100 | 06/19/18 2000 | 06/19/18 1900         | 06/19/18 1800 |

**PACU DISCH Assessment**

| SpO2                  | 96 % -EE      | 94 % -EE      | 94 % -EE   | 94 % -EE      | 92 % -JI      |
|-----------------------|---------------|---------------|--|---------------|---------------|
| Resp                  | 22 -EE        | 16 -EE        | 21 -EE   | 19 -EE        | 25 -JI        |
| Pulse                 | 62 -EE        | 61 -EE        | 63 -EE   | 64 -EE        | 61 -JI        |
| Cardiac Rhythm        | —             | —             | Normal sinus rhythm -EE                            | —             | —             |
| Temp                  | —             | —             | 98.4 °F (36.9 °C) -JP                              | —             | —             |
| Temp src              | —             | —             | Oral -JP   | —             | —             |
| Skin Color            | —             | —             | Appropriate for ethnicity -EE                      | —             | —             |
| Capillary Refill      | —             | —             | Less than/equal to 2 seconds (All extremities) -EE | —             | —             |
| RUE Capillary Refill  | —             | —             | Less than/equal to 3 seconds -EE                   | —             | —             |
| LUE Capillary Refill  | —             | —             | Less than/equal to 3 seconds -EE                   | —             | —             |
| RLE Capillary Refill  | —             | —             | Less than/equal to 3 seconds -EE                   | —             | —             |
| LLE Capillary Refill  | —             | —             | Less than/equal to 3 seconds -EE                   | —             | —             |
| Side Rails/Bed Safety | 3/4 -JP       | —             | 3/4 -JP  | —             | —             |
| Row Name              | 06/19/18 1700 | 06/19/18 1644 | 06/19/18 1600                                      | 06/19/18 1500 | 06/19/18 1430 |

**PACU DISCH Assessment**

| SpO2                  | 96 % -JI      | —                     | 95 % -JI      | 96 % -JI      | 96 % -JI      |
|-----------------------|---------------|-----------------------|---------------|---------------|---------------|
| Resp                  | 21 -JI        | —                     | 20 -JI        | 22 -JI        | 19 -JI        |
| Pulse                 | 59 -JI        | —                     | 58 -JI        | 56 -JI        | 57 -JI        |
| Temp                  | —             | 97.9 °F (36.6 °C) -FT | —             | —             | —             |
| Temp src              | —             | Oral -FT              | —             | —             | —             |
| Side Rails/Bed Safety | —             | —                     | 3/4 -FT       | —             | —             |
| Row Name              | 06/19/18 1429 | 06/19/18 1428         | 06/19/18 1340 | 06/19/18 1335 | 06/19/18 1330 |

**PACU DISCH Assessment**

|                  |   |                       |   |            |           |
|------------------|---|-----------------------|---|------------|-----------|
| Airway           | — | —                     | Natural -LFA                                | —          | —         |
| LOC              | — | —                     | Awake; Oriented -LFA                        | —          | —         |
| Resp             | — | —                     | Equal -LFA                                  | —          | —         |
| O2               | — | —                     | Room Air -LFA                               | —          | —         |
| SpO2             | — | —                     | —   | 100 % -LFA | 97 % -LFA |
| Resp             | — | —                     | —   | 22 -LFA    | 19 -LFA   |
| Expected Outcome | — | —                     | 1 Patent / clear airway maintained -LFA     | —          | —         |
| Pulse            | — | —                     | —   | 54 -LFA    | 54 -LFA   |
| Temp             | — | 97.7 °F (36.5 °C) -FT | —   | —          | —         |
| Temp src         | — | Oral -FT              | —   | —          | —         |
| Expected Outcome | — | —                     | 1 Vital signs within acceptable limits -LFA | —          | —         |



WS Kennestone Hospital  
677 Church Street  
Marietta GA 30060-1101  
Inpatient Record

Maurice, Eugene George  
MRN: 561253820, DOB: 1/2/1949, Sex: M  
Adm: 6/17/2018, D/C: 6/21/2018

Flowsheets (all recorded) (continued)

PACU DISCH Assessment (continued)

| Row Name              | 06/19/18 1429 | 06/19/18 1428 | 06/19/18 1340 | 06/19/18 1335 | 06/19/18 1330 |
|-----------------------|---------------|---------------|---------------|---------------|---------------|
| Activity              | ---           | ---           | 2 -LFA        | ---           | ---           |
| Respiration           | ---           | ---           | 2 -LFA        | ---           | ---           |
| Circulation           | ---           | ---           | 2 -LFA        | ---           | ---           |
| Consciousness         | ---           | ---           | 2 -LFA        | ---           | ---           |
| O2 Saturation         | ---           | ---           | 2 -LFA        | ---           | ---           |
| Aldrete Score (PAR)   | ---           | ---           | 10 -LFA       | ---           | ---           |
| Side Rails/Bed Safety | 3/4 -FT       | ---           | ---           | ---           | ---           |
| Row Name              | 06/19/18 1325 | 06/19/18 1321 | 06/19/18 1316 | 06/19/18 1315 | 06/19/18 1118 |

PACU DISCH Assessment

| SpO2   | 92 % -LFA     | 93 % -CR      | ---                     | ---                     | ---                |
|--|---------------|---------------|-------------------------|-------------------------|--------------------|
| Resp   | 21 -LFA       | 18 -CR        | ---                     | ---                     | ---                |
| Pulse  | 53 -LFA       | 53 -CR        | ---                     | ---                     | ---                |
| Anti-embolism                                | ---           | ---           | ---                     | ---                     | n/a -PM            |
| Report given to (healthcare professional/RN) | ---           | ---           | ---                     | ---                     | procedure m -PM    |
| Transport By                                 | ---           | ---           | RN:Anesthesia Staff -CR | RN:Anesthesia Staff -CR | RN -PM             |
| Transport To                                 | ---           | ---           | Phase II -CR            | Phase II -CR            | Procedure Area -PM |
| Row Name                                     | 06/19/18 1114 | 06/19/18 1000 | 06/19/18 0900           | 06/19/18 0808           | 06/19/18 0800      |

PACU DISCH Assessment

| SpO2                  | 98 % -PM      | 92 % -JI      | 95 % -JI      | ---           | 97 % -JI   |
|-----------------------|---------------|---------------|---------------|---------------|--|
| Resp                  | 13 -PM        | 20 -JI        | 18 -JI        | ---           | 18 -JI   |
| Pulse                 | 51 -PM        | 50 -JI        | 51 -JI        | 55 -JI        | 56 -JI   |
| Cardiac Rhythm        | ---           | ---           | ---           | ---           | Normal sinus rhythm -JI                            |
| Temp                  | ---           | ---           | ---           | ---           | 98.6 °F (37 °C) -DF                                |
| Temp src              | ---           | ---           | ---           | ---           | Oral -DF   |
| Skin Color            | ---           | ---           | ---           | ---           | Appropriate for ethnicity -JI                      |
| Capillary Refill      | ---           | ---           | ---           | ---           | Less than/equal to 2 seconds (All extremities) -JI |
| Side Rails/Bed Safety | ---           | 3/4 -DF       | ---           | ---           | 3/4 -DF  |
| Row Name              | 06/19/18 0700 | 06/19/18 0600 | 06/19/18 0500 | 06/19/18 0400 | 06/19/18 0300                                      |

PACU DISCH Assessment

| SpO2                  | 96 % -JI      | 94 % -RM      | 96 % -RM      | 98 % -RM              | 92 % -RM      |
|-----------------------|---------------|---------------|---------------|-----------------------|---------------|
| Resp                  | 18 -JI        | 17 -RM        | 17 -RM        | 20 -RM                | 16 -RM        |
| Pulse                 | 63 -JI        | 52 -RM        | 53 -RM        | 55 -RM                | 55 -RM        |
| Temp                  | ---           | ---           | ---           | 98.2 °F (36.8 °C) -MJ | ---           |
| Side Rails/Bed Safety | ---           | 3/4 -MJ       | ---           | 3/4 -RM               | ---           |
| Row Name              | 06/19/18 0200 | 06/19/18 0100 | 06/19/18 0000 | 06/18/18 2300         | 06/18/18 2200 |

PACU DISCH Assessment

| SpO2                  | 93 % -RM      | 92 % -RM      | 94 % -RM              | 97 % -RM      | 99 % -RM      |
|-----------------------|---------------|---------------|-----------------------|---------------|---------------|
| Resp                  | 19 -RM        | 19 -RM        | 21 -RM                | 20 -RM        | 21 -RM        |
| Pulse                 | 54 -RM        | 53 -RM        | 56 -RM                | 59 -RM        | 55 -RM        |
| Temp                  | ---           | ---           | 98.1 °F (36.7 °C) -MJ | ---           | ---           |
| Side Rails/Bed Safety | 3/4 -RM       | ---           | 3/4 -MJ               | ---           | 3/4 -MJ       |
| Row Name              | 06/18/18 2100 | 06/18/18 2000 | 06/18/18 1900         | 06/18/18 1800 | 06/18/18 1727 |

PACU DISCH Assessment

|                      |          |  |              |          |                       |
|----------------------|----------|--|--------------|----------|-----------------------|
| SpO2                 | 99 % -RM | 96 % -RM   | (!) 89 % -RM | 94 % -RM | ---                   |
| Resp                 | 21 -RM   | 22 -RM   | 22 -RM       | 20 -RM   | ---                   |
| Pulse                | 56 -RM   | 56 -RM   | 56 -RM       | 56 -RM   | ---                   |
| Cardiac Rhythm       | ---      | Normal sinus rhythm; Sinus bradycardia -RM         | ---          | ---      | ---                   |
| Temp                 | ---      | 98.4 °F (36.9 °C) -MJ                              | ---          | ---      | 98.1 °F (36.7 °C) -JD |
| Temp src             | ---      | ---  | ---          | ---      | Oral -JD              |
| Skin Color           | ---      | Appropriate for ethnicity -RM                      | ---          | ---      | ---                   |
| Capillary Refill     | ---      | Less than/equal to 2 seconds (All extremities) -RM | ---          | ---      | ---                   |
| RUE Capillary Refill | ---      | Less than/equal to 3 seconds -RM                   | ---          | ---      | ---                   |
| LUE Capillary Refill | ---      | Less than/equal to 3 seconds -RM                   | ---          | ---      | ---                   |





WS Kennestone Hospital  
677 Church Street  
Marietta GA 30060-1101  
Inpatient Record

Maurice, Eugene George  
MRN: 561253820, DOB: 1/2/1949, Sex: M  
Adm: 6/17/2018, D/C: 6/21/2018

Flowsheets (all recorded) (continued)

PACU DISCH Assessment (continued)

| Row Name              | 06/18/18 2100 | 06/18/18 2000                    | 06/18/18 1900 | 06/18/18 1800 | 06/18/18 1727 |
|-----------------------|---------------|----------------------------------|---------------|---------------|---------------|
| RLE Capillary Refill  | ---           | Less than/equal to 3 seconds -RM | ---           | ---           | ---           |
| LLE Capillary Refill  | ---           | Less than/equal to 3 seconds -RM | ---           | ---           | ---           |
| Side Rails/Bed Safety | ---           | 3/4 -MJ                          | ---           | ---           | ---           |

| Row Name              | 06/18/18 1600 | 06/18/18 1500 | 06/18/18 1400 | 06/18/18 1300 | 06/18/18 1230         |
|-----------------------|---------------|---------------|---------------|---------------|-----------------------|
| PACU DISCH Assessment |               |               |               |               |                       |
| SpO2                  | (I) 87 % -JI  | 95 % -JI      | 91 % -JI      | 93 % -JI      | ---                   |
| Resp                  | 20 -JI        | 18 -JI        | 19 -JI        | 15 -JI        | ---                   |
| Pulse                 | 52 -JI        | 54 -JI        | 58 -JI        | 57 -JI        | ---                   |
| Temp                  | ---           | ---           | ---           | ---           | 97.7 °F (36.5 °C) -JD |
| Temp src              | ---           | ---           | ---           | ---           | Oral -JD              |
| Side Rails/Bed Safety | 3/4 -JD       | ---           | 3/4 -JD       | ---           | ---                   |

| Row Name              | 06/18/18 1200 | 06/18/18 1100 | 06/18/18 1000 | 06/18/18 0900 | 06/18/18 0831         |
|-----------------------|---------------|---------------|---------------|---------------|-----------------------|
| PACU DISCH Assessment |               |               |               |               |                       |
| SpO2                  | ---           | 97 % -JI      | 98 % -JI      | 100 % -JI     | ---                   |
| Resp                  | 18 -JI        | 17 -JI        | 16 -JI        | 16 -JI        | ---                   |
| Pulse                 | 52 -JI        | 50 -JI        | 51 -JI        | (I) 49 -JI    | ---                   |
| Temp                  | ---           | ---           | ---           | ---           | 97.8 °F (36.6 °C) -JD |
| Temp src              | ---           | ---           | ---           | ---           | Oral -JD              |
| Side Rails/Bed Safety | ---           | ---           | 3/4 -JD       | ---           | ---                   |

| Row Name              | 06/18/18 0800                                      | 06/18/18 0700 | 06/18/18 0600         | 06/18/18 0500 | 06/18/18 0445       |
|-----------------------|--|---------------|-----------------------|---------------|---------------------|
| PACU DISCH Assessment |  |               |                       |               |                     |
| SpO2                  | 91 % -JI   | 95 % -JI      | 97 % -RM              | 97 % -RM      | ---                 |
| Resp                  | 17 -JI   | 17 -JI        | 13 -RM                | 18 -RM        | 18 -RM              |
| Pulse                 | (I) 48 -JI   | (I) 46 -JI    | (I) 46 -RM            | (I) 47 -RM    | (I) 47 -RM          |
| Cardiac Rhythm        | Normal sinus rhythm; Sinus bradycardia -JI         | ---           | ---                   | ---           | ---                 |
| Temp                  | ---  | ---           | 98.2 °F (36.8 °C) -RM | ---           | 98.6 °F (37 °C) -RM |
| Temp src              | ---  | ---           | Axillary -RM          | ---           | Axillary -RM        |
| Skin Color            | Appropriate for ethnicity -JI                      | ---           | ---                   | ---           | ---                 |
| Capillary Refill      | Less than/equal to 2 seconds (All extremities) -JI | ---           | ---                   | ---           | ---                 |
| Side Rails/Bed Safety | 3/4 -JD  | ---           | 3/4 -RM               | ---           | ---                 |

| Row Name              | 06/18/18 0400 | 06/18/18 0300 | 06/18/18 0200 | 06/18/18 0115 | 06/18/18 0100 |
|-----------------------|---------------|---------------|---------------|---------------|---------------|
| PACU DISCH Assessment |               |               |               |               |               |
| SpO2                  | 97 % -RM      | 92 % -RM      | (I) 87 % -RM  | ---           | (I) 88 % -RM  |
| Resp                  | 19 -RM        | 18 -RM        | 19 -RM        | 20 -RM        | 21 -RM        |
| Pulse                 | (I) 49 -RM    | (I) 49 -RM    | 51 -RM        | 54 -RM        | 57 -RM        |
| Side Rails/Bed Safety | 3/4 -RM       | ---           | 3/4 -RM       | ---           | ---           |

| Row Name              | 06/18/18 0051         | 06/18/18 0000                    | 06/17/18 2300 | 06/17/18 2225       | 06/17/18 2037         |
|-----------------------|-----------------------|----------------------------------|---------------|---------------------|-----------------------|
| PACU DISCH Assessment |                       |                                  |               |                     |                       |
| SpO2                  | ---                   | 92 % -RM                         | 90 % -RM      | 92 % -AF            | 100 % -BR             |
| Resp                  | 20 -RM                | 20 -RM                           | 17 -RM        | 18 -AF              | 16 -BR                |
| Pulse                 | 57 -RM                | 55 -RM                           | 54 -RM        | 53 -AF              | 57 -BR                |
| Cardiac Rhythm        | ---                   | Sinus bradycardia -RM            | ---           | ---                 | ---                   |
| Temp                  | 98.1 °F (36.7 °C) -RM | ---                              | ---           | 98 °F (36.7 °C) -AF | 98.2 °F (36.8 °C) -BR |
| Temp src              | Oral -RM              | ---                              | ---           | Oral -AF            | Oral -BR              |
| Skin Color            | ---                   | Appropriate for ethnicity -RM    | ---           | ---                 | ---                   |
| RUE Capillary Refill  | ---                   | Less than/equal to 3 seconds -RM | ---           | ---                 | ---                   |
| LUE Capillary Refill  | ---                   | Less than/equal to 3 seconds -RM | ---           | ---                 | ---                   |
| RLE Capillary Refill  | ---                   | Less than/equal to 3 seconds -RM | ---           | ---                 | ---                   |
| LLE Capillary Refill  | ---                   | Less than/equal to 3 seconds -RM | ---           | ---                 | ---                   |
| Side Rails/Bed Safety | ---                   | 3/4 -RM                          | ---           | ---                 | ---                   |

| Row Name              | 06/17/18 1823 | 06/17/18 1738 | 06/17/18 1720 | 06/17/18 1708 | 06/17/18 1538 |
|-----------------------|---------------|---------------|---------------|---------------|---------------|
| PACU DISCH Assessment |               |               |               |               |               |





WS Kennestone Hospital  
 677 Church Street  
 Marietta GA 30060-1101  
 Inpatient Record

Maurice, Eugene George  
 MRN: 561253820, DOB: 1/2/1949, Sex: M  
 Adm: 6/17/2018, D/C: 6/21/2018

**Flowsheets (all recorded) (continued)**

**PACU DISCH Assessment (continued)**

| Row Name       | 06/17/18 1823         | 06/17/18 1738         | 06/17/18 1720         | 06/17/18 1708         | 06/17/18 1538         |
|----------------|-----------------------|-----------------------|-----------------------|-----------------------|-----------------------|
| SpO2           | 100 % -BR             | 100 % -BR             | —                     | 100 % -BR             | —                     |
| Resp           | 18 -BR                | 18 -BR                | 18 -BR                | 18 -BR                | —                     |
| Pulse          | 51 -BR                | 55 -BR                | 55 -BR                | 55 -BR                | —                     |
| Cardiac Rhythm | —                     | —                     | —                     | —                     | Sinus bradycardia -RG |
| Temp           | 98.2 °F (36.8 °C) -BR | 98.2 °F (36.8 °C) -BR | 98.2 °F (36.8 °C) -BR | 97.8 °F (36.6 °C) -BR | —                     |
| Temp src       | Oral -BR              | Oral -BR              | Oral -BR              | Oral -BR              | —                     |
| Skin Color     | —                     | —                     | —                     | —                     | Pale -RG              |
| Row Name       | 06/17/18 1537         | 06/17/18 1502         | 06/17/18 1437         |                       |                       |

**PACU DISCH Assessment**

|          |                       |                       |          |
|----------|-----------------------|-----------------------|----------|
| SpO2     | —                     | 100 % -RG             | 98 % -NS |
| Resp     | 22 -RG                | 25 -RG                | —        |
| Pulse    | 55 -RG                | 54 -RG                | 56 -NS   |
| Temp     | 97.8 °F (36.6 °C) -RG | 97.7 °F (36.5 °C) -RG | —        |
| Temp src | —                     | Oral -RG              | —        |



WS Kennestone Hospital  
677 Church Street  
Marietta GA 30060-1101  
Inpatient Record

Maurice, Eugene George  
MRN: 561253820, DOB: 1/2/1949, Sex: M  
Adm: 6/17/2018, D/C: 6/21/2018

Flowsheets (all recorded)

Respiratory

| Row Name                | 06/21/18 11:36:09   | 06/21/18 0830       | 06/21/18 07:35:36   | 06/21/18 04:07:21   | 06/20/18 23:57:07   |
|-------------------------|---------------------|---------------------|---------------------|---------------------|---------------------|
| Respiratory             |                     |                     |                     |                     |                     |
| Bilateral Breath Sounds | —                   | Clear -AM           | —                   | —                   | —                   |
| Respiratory Pattern     | —                   | Regular -AM         | —                   | —                   | —                   |
| O2 Device               | None (Room air) -CI | None (Room air) -AM | None (Room air) -CI | None (Room air) -TW | None (Room air) -TW |
| Row Name                | 06/20/18 2133       | 06/20/18 19:43:22   | 06/20/18 1458       | 06/20/18 0800       | 06/19/18 2000       |

|                         |                                 |                     |                                 |                                 |                                 |
|-------------------------|---------------------------------|---------------------|---------------------------------|---------------------------------|---------------------------------|
| Respiratory             |                                 |                     |                                 |                                 |                                 |
| Bilateral Breath Sounds | Clear;Diminished -TS            | —                   | Clear;Diminished -MS            | Diminished -DG                  | Diminished -EE                  |
| L Breath Sounds         | —                               | —                   | Diminished -MS                  | —                               | —                               |
| R Breath Sounds         | —                               | —                   | Clear -MS                       | —                               | —                               |
| Respiratory Pattern     | Regular -TS                     | —                   | Regular -MS                     | Regular -DG                     | Regular -EE                     |
| Chest Assessment        | Chest expansion symmetrical -TS | —                   | Chest expansion symmetrical -MS | Chest expansion symmetrical -DG | Chest expansion symmetrical -EE |
| O2 Device               | None (Room air) -TS             | None (Room air) -TW | None (Room air) -MS             | None (Room air) -DG             | Nasal cannula -EE               |
| O2 Flow Rate (L/min)    | —                               | —                   | —                               | —                               | 2 L/min -EE                     |
| Row Name                | 06/19/18 1430                   | 06/19/18 1114       | 06/19/18 1031                   | 06/19/18 0800                   | 06/19/18 0500                   |

|                         |                   |                   |                     |                                 |                   |
|-------------------------|-------------------|-------------------|---------------------|---------------------------------|-------------------|
| Respiratory             |                   |                   |                     |                                 |                   |
| Bilateral Breath Sounds | —                 | —                 | —                   | Diminished -JI                  | —                 |
| Respiratory Pattern     | —                 | —                 | —                   | Regular -JI                     | —                 |
| Chest Assessment        | —                 | —                 | —                   | Chest expansion symmetrical -JI | —                 |
| O2 Device               | Nasal cannula -JI | Nasal cannula -PM | None (Room air) -JI | Nasal cannula -JI               | Nasal cannula -RM |
| O2 Flow Rate (L/min)    | 2 L/min -JI       | 3 L/min -PM       | —                   | 2 L/min -JI                     | —                 |
| Row Name                | 06/19/18 0400     | 06/19/18 0300     | 06/19/18 0200       | 06/19/18 0100                   | 06/19/18 0000     |

|             |                   |                   |                   |                   |                   |
|-------------|-------------------|-------------------|-------------------|-------------------|-------------------|
| Respiratory |                   |                   |                   |                   |                   |
| O2 Device   | Nasal cannula -RM | Nasal cannula -RM | Nasal cannula -RM | Nasal cannula -RM | Nasal cannula -RM |
| Row Name    | 06/18/18 2300     | 06/18/18 2200     | 06/18/18 2100     | 06/18/18 2000     | 06/18/18 1900     |

|                         |                   |                   |                   |                                 |                   |
|-------------------------|-------------------|-------------------|-------------------|---------------------------------|-------------------|
| Respiratory             |                   |                   |                   |                                 |                   |
| Bilateral Breath Sounds | —                 | —                 | —                 | Diminished -RM                  | —                 |
| L Breath Sounds         | —                 | —                 | —                 | Diminished -RM                  | —                 |
| R Breath Sounds         | —                 | —                 | —                 | Diminished -RM                  | —                 |
| Respiratory Pattern     | —                 | —                 | —                 | Regular -RM                     | —                 |
| Chest Assessment        | —                 | —                 | —                 | Chest expansion symmetrical -RM | —                 |
| O2 Device               | Nasal cannula -RM | Nasal cannula -RM | Nasal cannula -RM | Nasal cannula -RM               | Nasal cannula -RM |
| Row Name                | 06/18/18 0800     | 06/18/18 0600     | 06/18/18 0500     | 06/18/18 0445                   | 06/18/18 0400     |

|                         |                                 |                   |                   |                   |                   |
|-------------------------|---------------------------------|-------------------|-------------------|-------------------|-------------------|
| Respiratory             |                                 |                   |                   |                   |                   |
| Bilateral Breath Sounds | Diminished -JI                  | —                 | —                 | —                 | —                 |
| Respiratory Pattern     | Regular -JI                     | —                 | —                 | —                 | —                 |
| Chest Assessment        | Chest expansion symmetrical -JI | —                 | —                 | —                 | —                 |
| O2 Device               | Nasal cannula -JI               | Nasal cannula -RM | Nasal cannula -RM | Nasal cannula -RM | Nasal cannula -RM |
| O2 Flow Rate (L/min)    | 5 L/min -JI                     | —                 | —                 | —                 | —                 |
| Row Name                | 06/18/18 0300                   | 06/18/18 0200     | 06/18/18 0100     | 06/18/18 0000     | 06/17/18 2300     |

|                      |                   |                   |                   |                                 |                   |
|----------------------|-------------------|-------------------|-------------------|---------------------------------|-------------------|
| Respiratory          |                   |                   |                   |                                 |                   |
| L Breath Sounds      | —                 | —                 | —                 | Diminished -RM                  | —                 |
| R Breath Sounds      | —                 | —                 | —                 | Diminished -RM                  | —                 |
| Respiratory Pattern  | —                 | —                 | —                 | Regular -RM                     | —                 |
| Chest Assessment     | —                 | —                 | —                 | Chest expansion symmetrical -RM | —                 |
| O2 Device            | Nasal cannula -RM | Nasal cannula -RM | Nasal cannula -RM | Nasal cannula -RM               | Nasal cannula -RM |
| O2 Flow Rate (L/min) | 5 L/min -RM       | 5 L/min -RM       | —                 | —                               | —                 |
| Row Name             | 06/17/18 2225     | 06/17/18 1823     | 06/17/18 1738     | 06/17/18 1708                   | 06/17/18 1538     |

|                         |   |   |   |   |                 |
|-------------------------|---|---|---|---|-----------------|
| Respiratory             |   |   |   |   |                 |
| Respiratory (WDL)       | — | — | — | — | X -RG           |
| Bilateral Breath Sounds | — | — | — | — | Diminished -RG  |
| Respiratory Pattern     | — | — | — | — | Labored -RG     |
| Chest Assessment        | — | — | — | — | Chest expansion |



WS Kennestone Hospital  
677 Church Street  
Marietta GA 30060-1101  
Inpatient Record

Maurice, Eugene George  
MRN: 561253820, DOB: 1/2/1949, Sex: M  
Adm: 6/17/2018, D/C: 6/21/2018

**Flowsheets (all recorded) (continued)**

**Respiratory (continued)**

| Row Name             | 06/17/18 2225       | 06/17/18 1823       | 06/17/18 1738       | 06/17/18 1708       | 06/17/18 1538   |
|----------------------|---------------------|---------------------|---------------------|---------------------|-----------------|
| O2 Device            | Nasal cannula -AF   | None (Room air) -BR | None (Room air) -BR | None (Room air) -BR | symmetrical -RG |
| O2 Flow Rate (L/min) | 2 L/min -AF         | —                   | —                   | —                   | —               |
| Row Name             | 06/17/18 1502       |                     |                     |                     |                 |
| Respiratory          |                     |                     |                     |                     |                 |
| O2 Device            | None (Room air) -RG |                     |                     |                     |                 |



WS Kennestone Hospital  
677 Church Street  
Marietta GA 30060-1101  
Inpatient Record

Maurice, Eugene George  
MRN: 561253820, DOB: 1/2/1949, Sex: M  
Adm: 6/17/2018, D/C: 6/21/2018

**Flowsheets (all recorded)**

**Cardiac/Telemetry**

| Row Name                            | 06/21/18 0830                    | 06/21/18 0800          | 06/21/18 0545 | 06/21/18 04:07:21 | 06/20/18 23:57:07 |
|-------------------------------------|----------------------------------|------------------------|---------------|-------------------|-------------------|
| <b>Cardiac</b>                      |                                  |                        |               |                   |                   |
| RLE Capillary Refill                | Less than/equal to 3 seconds -AM | ---                    | ---           | ---               | ---               |
| LLE Capillary Refill                | Less than/equal to 3 seconds -AM | ---                    | ---           | ---               | ---               |
| Telemetry Monitor On                | ---                              | Other (Comment) dc -CI | ---           | Yes -TW           | Yes -TW           |
| Telemetry Box Number                | ---                              | --- -CI                | ---           | 5208 -TW          | 5208 -TW          |
| <b>Numeric Pain Intensity Scale</b> |                                  |                        |               |                   |                   |
| Numeric Pain Intensity Score 1      | 0 -AM                            | ---                    | 0 -TS         | ---               | ---               |

| Row Name                            | 06/20/18 2133                                      | 06/20/18 19:43:22 | 06/20/18 1458                                      | 06/20/18 0830   | 06/20/18 0800                                      |
|-------------------------------------|--|-------------------|--|---|--|
| <b>Cardiac</b>                      |  |                   |  |   |  |
| Cardiac Regularity                  | ---  | ---               | ---  | ---   | Irregular -DG                                      |
| Cardiac Rhythm                      | ---  | ---               | ---  | ---   | Normal sinus rhythm -DG                            |
| Capillary Refill                    | Less than/equal to 2 seconds (All extremities) -TS | ---               | Less than/equal to 2 seconds (All extremities) -MS | ---   | Less than/equal to 2 seconds (All extremities) -DG |
| RUE Capillary Refill                | Less than/equal to 3 seconds -TS                   | ---               | Less than/equal to 3 seconds -MS                   | ---   | Less than/equal to 3 seconds -DG                   |
| LUE Capillary Refill                | Less than/equal to 3 seconds -TS                   | ---               | Less than/equal to 3 seconds -MS                   | ---   | Less than/equal to 3 seconds -DG                   |
| RLE Capillary Refill                | Less than/equal to 3 seconds -TS                   | ---               | Less than/equal to 3 seconds -MS                   | ---   | Less than/equal to 3 seconds -DG                   |
| LLE Capillary Refill                | Less than/equal to 3 seconds -TS                   | ---               | Less than/equal to 3 seconds -MS                   | ---   | Less than/equal to 3 seconds -DG                   |
| Telemetry Monitor On                | Yes -TS  | Yes -TW           | ---  | ---   | No -DG   |
| Telemetry Box Number                | 5208 -TS   | 5208 -TW          | ---  | ---   | ---  |
| <b>Numeric Pain Intensity Scale</b> |  |                   |  |   |  |
| Numeric Pain Intensity Score 1      | 0 -TS  | ---               | ---  | 0 Simultaneous filing. User may be unaware of other data. -MS | ---  |
| Clinical Progression 1              | ---  | ---               | ---  | Resolved -MS  | ---  |

| Row Name                            | 06/20/18 0730              | 06/19/18 2000                                      | 06/19/18 1600 | 06/19/18 1321 | 06/19/18 0800                                      |
|-------------------------------------|----------------------------|--|---------------|---------------|--|
| <b>Cardiac</b>                      |                            |  |               |               |  |
| Cardiac Regularity                  | ---                        | Irregular -EE                                      | ---           | ---           | Irregular -JI                                      |
| Cardiac Rhythm                      | ---                        | Normal sinus rhythm -EE                            | ---           | ---           | Normal sinus rhythm -JI                            |
| Capillary Refill                    | ---                        | Less than/equal to 2 seconds (All extremities) -EE | ---           | ---           | Less than/equal to 2 seconds (All extremities) -JI |
| RUE Capillary Refill                | ---                        | Less than/equal to 3 seconds -EE                   | ---           | ---           | ---  |
| LUE Capillary Refill                | ---                        | Less than/equal to 3 seconds -EE                   | ---           | ---           | ---  |
| RLE Capillary Refill                | ---                        | Less than/equal to 3 seconds -EE                   | ---           | ---           | ---  |
| LLE Capillary Refill                | ---                        | Less than/equal to 3 seconds -EE                   | ---           | ---           | ---  |
| <b>Numeric Pain Intensity Scale</b> |                            |  |               |               |  |
| Numeric Pain Intensity Score 1      | 2 -DG                      | 0 -EE  | 0 -JI         | 0 -CR         | 0 -JI  |
| Pain Onset 1                        | Gradual -DG                | ---  | ---           | ---           | ---  |
| Pain Location 1                     | Back -DG                   | ---  | ---           | ---           | ---  |
| Pain Location Orientation 1         | Anterior -DG               | ---  | ---           | ---           | ---  |
| Pain Quality 1                      | Aching -DG                 | ---  | ---           | ---           | ---  |
| Pain Type 1                         | Acute pain -DG             | ---  | ---           | ---           | ---  |
| Aggravating Factors                 | Movement -DG               | ---  | ---           | ---           | ---  |
| Alleviating Factors 1               | Medication;Positioning -DG | ---  | ---           | ---           | ---  |

| Row Name           | 06/18/18 2100 | 06/18/18 2000 | 06/18/18 1900 | 06/18/18 1600 | 06/18/18 1200 |
|--------------------|---------------|---------------|---------------|---------------|---------------|
| <b>Cardiac</b>     |               |               |               |               |               |
| Cardiac Regularity | ---           | Irregular -RM | ---           | ---           | ---           |





WS Kennestone Hospital  
 677 Church Street  
 Marietta GA 30060-1101  
 Inpatient Record

Maurice, Eugene George  
 MRN: 561253820, DOB: 1/2/1949, Sex: M  
 Adm: 6/17/2018, D/C: 6/21/2018

**Flowsheets (all recorded) (continued)**

**Cardiac/Telemetry (continued)**

| Row Name                            | 06/18/18 2100 | 06/18/18 2000                                      | 06/18/18 1900 | 06/18/18 1600 | 06/18/18 1200 |
|-------------------------------------|---------------|--|---------------|---------------|---------------|
| Cardiac Rhythm                      | ---           | Normal sinus rhythm; Sinus bradycardia -RM         | ---           | ---           | ---           |
| Capillary Refill                    | ---           | Less than/equal to 2 seconds (All extremities) -RM | ---           | ---           | ---           |
| RUE Capillary Refill                | ---           | Less than/equal to 3 seconds -RM                   | ---           | ---           | ---           |
| LUE Capillary Refill                | ---           | Less than/equal to 3 seconds -RM                   | ---           | ---           | ---           |
| RLE Capillary Refill                | ---           | Less than/equal to 3 seconds -RM                   | ---           | ---           | ---           |
| LLE Capillary Refill                | ---           | Less than/equal to 3 seconds -RM                   | ---           | ---           | ---           |
| Telemetry Monitor On                | ---           | No -RM   | ---           | ---           | ---           |
| <b>Numeric Pain Intensity Scale</b> |               |  |               |               |               |
| Numeric Pain Intensity Score 1      | 0 -RM         | 0 -RM  | 0 -RM         | 0 -JI         | 0 -JI         |

| Row Name                            | 06/18/18 0800                                      | 06/18/18 0600 | 06/18/18 0500 | 06/18/18 0400 | 06/18/18 0300 |
|-------------------------------------|--|---------------|---------------|---------------|---------------|
| <b>Cardiac</b>                      |  |               |               |               |               |
| Cardiac Regularity                  | Irregular -JI                                      | ---           | ---           | ---           | ---           |
| Cardiac Rhythm                      | Normal sinus rhythm; Sinus bradycardia -JI         | ---           | ---           | ---           | ---           |
| Capillary Refill                    | Less than/equal to 2 seconds (All extremities) -JI | ---           | ---           | ---           | ---           |
| Telemetry Monitor On                | ---  | No -RM        | ---           | No -RM        | ---           |
| <b>Numeric Pain Intensity Scale</b> |  |               |               |               |               |
| Numeric Pain Intensity Score 1      | 0 -JI  | 0 -RM         | 0 -RM         | 0 -RM         | 0 -RM         |

| Row Name                            | 06/18/18 0200 | 06/18/18 0100 | 06/18/18 0000                    | 06/17/18 2300 | 06/17/18 2225 |
|-------------------------------------|---------------|---------------|----------------------------------|---------------|---------------|
| <b>Cardiac</b>                      |               |               |                                  |               |               |
| Cardiac Regularity                  | ---           | ---           | Irregular -RM                    | ---           | ---           |
| Cardiac Rhythm                      | ---           | ---           | Sinus bradycardia -RM            | ---           | ---           |
| RUE Capillary Refill                | ---           | ---           | Less than/equal to 3 seconds -RM | ---           | ---           |
| LUE Capillary Refill                | ---           | ---           | Less than/equal to 3 seconds -RM | ---           | ---           |
| RLE Capillary Refill                | ---           | ---           | Less than/equal to 3 seconds -RM | ---           | ---           |
| LLE Capillary Refill                | ---           | ---           | Less than/equal to 3 seconds -RM | ---           | ---           |
| Telemetry Monitor On                | No -RM        | ---           | No -RM                           | ---           | ---           |
| <b>Numeric Pain Intensity Scale</b> |               |               |                                  |               |               |
| Numeric Pain Intensity Score 1      | 0 -RM         | 0 -RM         | 0 -RM                            | 0 -RM         | 0 -RM         |

| Row Name                            | 06/17/18 2037   | 06/17/18 1823   | 06/17/18 1706   | 06/17/18 1538         | 06/17/18 1504 |
|-------------------------------------|-----------------|-----------------|-----------------|-----------------------|---------------|
| <b>Cardiac</b>                      |                 |                 |                 |                       |               |
| Cardiac (WDL)                       | ---             | ---             | ---             | X -RG                 | ---           |
| Cardiac Regularity                  | ---             | ---             | ---             | Regular -RG           | ---           |
| Cardiac Rhythm                      | ---             | ---             | ---             | Sinus bradycardia -RG | ---           |
| Telemetry Monitor On                | ---             | ---             | ---             | Yes -RG               | ---           |
| Telemetry Box Number                | ---             | ---             | ---             | 5175 -RG              | ---           |
| Chest Pain Present                  | ---             | ---             | ---             | No -RG                | ---           |
| <b>Numeric Pain Intensity Scale</b> |                 |                 |                 |                       |               |
| Numeric Pain Intensity Score 1      | 0 -BR           | 0 -BR           | 0 -BR           | ---                   | 0 -RG         |
| Patient's Stated Pain Goal          | 0 (No Pain) -BR | 0 (No Pain) -BR | 0 (No Pain) -BR | ---                   | ---           |



WS Kennestone Hospital  
677 Church Street  
Marietta GA 30060-1101  
Inpatient Record

Maurice, Eugene George  
MRN: 561253820, DOB: 1/2/1949, Sex: M  
Adm: 6/17/2018, D/C: 6/21/2018

**Flowsheets (all recorded)**

**Peripheral Vascular**

| Row Name                            | 06/21/18 0830                    | 06/20/18 2133                    | 06/20/18 1458                    | 06/20/18 0800                    | 06/19/18 2000                     |
|-------------------------------------|----------------------------------|----------------------------------|----------------------------------|----------------------------------|-----------------------------------|
| <b>Edema</b>                        |                                  |                                  |                                  |                                  |                                   |
| RLE Edema                           | +2 -AM                           | +2 -TS                           | +2 -MS                           | +2 -DG                           | +2 -EE                            |
| LLE Edema                           | +2 -AM                           | +2 -TS                           | +2 -MS                           | +2 -DG                           | +2 -EE                            |
| <b>RUE Neurovascular Assessment</b> |                                  |                                  |                                  |                                  |                                   |
| RUE Capillary Refill                | —                                | Less than/equal to 3 seconds -TS | Less than/equal to 3 seconds -MS | Less than/equal to 3 seconds -DG | Less than/equal to 3 seconds -EE  |
| RUE Color                           | —                                | Appropriate for ethnicity -TS    | Appropriate for ethnicity -MS    | Ashen -DG                        | Appropriate for ethnicity -EE     |
| RUE Temperature/Moisture            | —                                | Warm;Dry -TS                     | Warm;Dry -MS                     | Warm;Dry -DG                     | Warm;Dry -EE                      |
| RUE Sensation                       | —                                | Present -TS                      | Present -MS                      | Present -DG                      | Present -EE                       |
| R Radial Pulse                      | +2 -AM                           | +2 -TS                           | +2 -MS                           | +2 -DG                           | +2 -EE                            |
| <b>LUE Neurovascular Assessment</b> |                                  |                                  |                                  |                                  |                                   |
| LUE Capillary Refill                | —                                | Less than/equal to 3 seconds -TS | Less than/equal to 3 seconds -MS | Less than/equal to 3 seconds -DG | Less than/equal to 3 seconds -EE  |
| LUE Color                           | —                                | Appropriate for ethnicity -TS    | Appropriate for ethnicity -MS    | Appropriate for ethnicity -DG    | Appropriate for ethnicity -EE     |
| LUE Temperature/Moisture            | —                                | Warm;Dry -TS                     | Warm;Dry -MS                     | Warm;Dry -DG                     | Warm;Dry -EE                      |
| LUE Sensation                       | —                                | Present -TS                      | Present -MS                      | Present -DG                      | Present -EE                       |
| L Radial Pulse                      | +2 -AM                           | +2 -TS                           | +2 -MS                           | +2 -DG                           | +2 -EE                            |
| <b>RLE Neurovascular Assessment</b> |                                  |                                  |                                  |                                  |                                   |
| RLE Capillary Refill                | Less than/equal to 3 seconds -AM | Less than/equal to 3 seconds -TS | Less than/equal to 3 seconds -MS | Less than/equal to 3 seconds -DG | Less than/equal to 3 seconds -EE  |
| RLE Color                           | Appropriate for ethnicity -AM    | Appropriate for ethnicity -TS    | Appropriate for ethnicity -MS    | Appropriate for ethnicity -DG    | Appropriate for ethnicity -EE     |
| RLE Temperature/Moisture            | Warm -AM                         | Warm;Dry -TS                     | Warm;Dry -MS                     | Warm;Dry -DG                     | Warm;Dry -EE                      |
| RLE Sensation                       | Present -AM                      | Present -TS                      | Present -MS                      | Present -DG                      | Present -EE                       |
| R Pedal Pulse                       | +2 -AM                           | +2 -TS                           | +2 -MS                           | +1 -DG                           | +1 -EE                            |
| R Homans' Sign                      | —                                | —                                | —                                | —                                | Negative -EE                      |
| RLE DVT Prophylaxis                 | —                                | —                                | —                                | —                                | Sequential compression device -EE |
| <b>LLE Neurovascular Assessment</b> |                                  |                                  |                                  |                                  |                                   |
| LLE Capillary Refill                | Less than/equal to 3 seconds -AM | Less than/equal to 3 seconds -TS | Less than/equal to 3 seconds -MS | Less than/equal to 3 seconds -DG | Less than/equal to 3 seconds -EE  |
| LLE Color                           | Appropriate for ethnicity -AM    | Appropriate for ethnicity -TS    | Appropriate for ethnicity -MS    | Appropriate for ethnicity -DG    | Appropriate for ethnicity -EE     |
| LLE Temperature/Moisture            | Warm -AM                         | Warm;Dry -TS                     | Warm;Dry -MS                     | Warm;Dry -DG                     | Warm;Dry -EE                      |
| LLE Sensation                       | Present -AM                      | Present -TS                      | Present -MS                      | Present -DG                      | Present -EE                       |
| L Pedal Pulse                       | +2 -AM                           | +2 -TS                           | +2 -MS                           | +1 -DG                           | +1 -EE                            |
| L Homans' Sign                      | —                                | —                                | —                                | —                                | Negative -EE                      |
| LLE DVT Prophylaxis                 | —                                | —                                | —                                | —                                | Sequential compression device -EE |

| Row Name                            | 06/19/18 0800 | 06/18/18 2000                    | 06/18/18 0800 | 06/18/18 0000                    | 06/17/18 1538 |
|-------------------------------------|---------------|----------------------------------|---------------|----------------------------------|---------------|
| <b>Peripheral Vascular</b>          |               |                                  |               |                                  |               |
| Peripheral Vascular (WDL)           | —             | —                                | —             | —                                | X -RG         |
| <b>Edema</b>                        |               |                                  |               |                                  |               |
| RLE Edema                           | +2 -JI        | +2 -RM                           | +2 -JI        | —                                | +2 -RG        |
| LLE Edema                           | +2 -JI        | +2 -RM                           | +2 -JI        | —                                | +2 -RG        |
| <b>RUE Neurovascular Assessment</b> |               |                                  |               |                                  |               |
| RUE Capillary Refill                | —             | Less than/equal to 3 seconds -RM | —             | Less than/equal to 3 seconds -RM | —             |
| RUE Color                           | —             | Appropriate for ethnicity -RM    | —             | Appropriate for ethnicity -RM    | —             |
| RUE Temperature/Moisture            | —             | Warm;Dry -RM                     | —             | Warm;Dry -RM                     | —             |
| RUE Sensation                       | —             | Present -RM                      | —             | Present -RM                      | —             |
| R Radial Pulse                      | +2 -JI        | +2 -RM                           | +2 -JI        | +2 -RM                           | —             |
| <b>LUE Neurovascular Assessment</b> |               |                                  |               |                                  |               |
| LUE Capillary Refill                | —             | Less than/equal to 3 seconds -RM | —             | Less than/equal to 3 seconds -RM | —             |



WS Kennestone Hospital  
 677 Church Street  
 Marietta GA 30060-1101  
 Inpatient Record

Maurice, Eugene George  
 MRN: 561253820, DOB: 1/2/1949, Sex: M  
 Adm: 6/17/2018, D/C: 6/21/2018

**Flowsheets (all recorded) (continued)**

**Peripheral Vascular (continued)**

| Row Name                            | 06/19/18 0800 | 06/18/18 2000                       | 06/18/18 0800 | 06/18/18 0000                        | 06/17/18 1538 |
|-------------------------------------|---------------|-------------------------------------|---------------|--------------------------------------|---------------|
| LUE Color                           | ---           | Appropriate for ethnicity<br>-RM    | ---           | Appropriate for ethnicity<br>-RM     | ---           |
| LUE Temperature/Moisture            | ---           | Warm;Dry -RM                        | ---           | Warm;Dry -RM                         | ---           |
| LUE Sensation                       | ---           | Present -RM                         | ---           | Present -RM                          | ---           |
| L Radial Pulse                      | +2 -JI        | +2 -RM                              | +2 -JI        | +2 -RM                               | ---           |
| <b>RLE Neurovascular Assessment</b> |               |                                     |               |                                      |               |
| RLE Capillary Refill                | ---           | Less than/equal to 3<br>seconds -RM | ---           | Less than/equal to 3<br>seconds -RM  | ---           |
| RLE Color                           | ---           | Appropriate for ethnicity<br>-RM    | ---           | Appropriate for ethnicity<br>-RM     | ---           |
| RLE Temperature/Moisture            | ---           | Warm;Dry -RM                        | ---           | Warm;Dry -RM                         | ---           |
| RLE Sensation                       | ---           | Present -RM                         | ---           | Present -RM                          | ---           |
| R Pedal Pulse                       | +1 -JI        | +1 -RM                              | +1 -JI        | +1 -RM                               | ---           |
| R Homans' Sign                      | ---           | Negative -RM                        | ---           | ---                                  | ---           |
| RLE DVT Prophylaxis                 | ---           | ---                                 | ---           | Sequential compression<br>device -RM | ---           |
| <b>LLE Neurovascular Assessment</b> |               |                                     |               |                                      |               |
| LLE Capillary Refill                | ---           | Less than/equal to 3<br>seconds -RM | ---           | Less than/equal to 3<br>seconds -RM  | ---           |
| LLE Color                           | ---           | Appropriate for ethnicity<br>-RM    | ---           | Appropriate for ethnicity<br>-RM     | ---           |
| LLE Temperature/Moisture            | ---           | Warm;Dry -RM                        | ---           | Warm;Dry -RM                         | ---           |
| LLE Sensation                       | ---           | Present -RM                         | ---           | Present -RM                          | ---           |
| L Pedal Pulse                       | +1 -JI        | +1 -RM                              | +1 -JI        | +1 -RM                               | ---           |
| L Homans' Sign                      | ---           | Negative -RM                        | ---           | ---                                  | ---           |
| LLE DVT Prophylaxis                 | ---           | ---                                 | ---           | Sequential compression<br>device -RM | ---           |



WS Kennestone Hospital  
 677 Church Street  
 Marietta GA 30060-1101  
 Inpatient Record

Maurice, Eugene George  
 MRN: 561253820, DOB: 1/2/1949, Sex: M  
 Adm: 6/17/2018, D/C: 6/21/2018

**Flowsheets (all recorded)**

**Provider Notification**

| Row Name                 | 06/20/18 1027                                       | 06/18/18 1025                                   | 06/18/18 0600            | 06/18/18 0339  | 06/18/18 0334            |
|--------------------------|---|---|--------------------------|--|--------------------------|
| Provider Notification    |   |   |                          |  |                          |
| Reason for Communication | Consult called -DG                                  | Patient request Clarify order for Ramipril. -JI | Critical lab value -RM   | Critical lab value -RM   | Critical lab value -RM   |
| Lab Value                | ---   | ---   | inr 3.06 -RM             | trop 0.05 -RM  | trop 0.05 -RM            |
| RBAC?                    | ---   | ---   | Yes -RM                  | Yes -RM  | Yes -RM                  |
| Notification Time        | 1028 -DG  | 1025 -JI  | 0602 -RM                 | 0338 -RM   | 0334 -RM                 |
| Provider Name            | Whatley -DG   | Sajja -JI                                       | Kingsley Agbeyebe -RM    | Andrew Goodner -RM   | Joy -RM                  |
| Provider Role            | Consulting physician -DG                            | Consulting physician -JI                        | Hospitalist -RM          | PA -RM   | NP -RM                   |
| Method of Communication  | Perfect Serve -DG                                   | Perfect Serve -JI                               | Perfect Serve -RM        | Perfect Serve -RM  | Perfect Serve -RM        |
| Response                 | Other (Comment) consulted by Dhaval G Patel, MD -DG | Waiting for response -JI                        | Waiting for response -RM | Waiting for response Hospitalist called to request I advise CVM. -RM | Waiting for response -RM |

| Row Name                 | 06/17/18 1610           | 06/17/18 1532                  |
|--------------------------|-------------------------|--------------------------------|
| Provider Notification    |                         |                                |
| Reason for Communication | Critical lab value -KW  | Critical lab value -RG         |
| Lab Value                | H&H 5.6/19 -KW          | POC TROP 0.09 AND BNP 2307 -RG |
| RBAC?                    | Yes -KW                 | Yes -RG                        |
| Notification Time        | 1611 -KW                | 1532 -RG                       |
| Provider Name            | DR. KRUG -KW            | DR. KRUG -RG                   |
| Provider Role            | Attending physician -KW | Attending physician -RG        |
| Method of Communication  | Face to face -KW        | Face to face -RG               |
| Response                 | In department -KW       | See orders -RG                 |





WS Kennestone Hospital  
677 Church Street  
Marietta GA 30060-1101  
Inpatient Record

Maurice, Eugene George  
MRN: 561253820, DOB: 1/2/1949, Sex: M  
Adm: 6/17/2018, D/C: 6/21/2018

**Flowsheets (all recorded)**

**Immunizations**

| Row Name  | 06/18/18 0133      | 06/17/18 1538      |
|---|--------------------|--------------------|
| <b>Tetanus up to date</b>                                       |                    |                    |
| Tetanus within last 5 years?                                    | —                  | No -RG             |
| <b>Influenza Vaccine (Sept - March 31st)</b>                    |                    |                    |
| Have you received the Influenza Vaccine during this Flu season? | Not Flu Season -RM | Not Flu Season -RG |
| <b>Pneumococcal Vaccine Screening (Year Round)</b>              |                    |                    |
| Have you received the pneumococcal vaccine?                     | —                  | Yes -RG            |
| Last Immunization Greater than 5 years?                         | —                  | No -RG             |



WS Kennestone Hospital  
 677 Church Street  
 Marietta GA 30060-1101  
 Inpatient Record

Maurice, Eugene George  
 MRN: 561253820, DOB: 1/2/1949, Sex: M  
 Adm: 6/17/2018, D/C: 6/21/2018

**Flowsheets (all recorded)**

**Swallow Screen**

| Row Name  | 06/18/18 0000                                | 06/17/18 1540                                |
|---|--|--|
| Swallow Screening   |  |  |
| Patient Alert   | Yes -RM                                      | Yes -RG                                      |
| Continue Screen?  | If yes-continue screen -RM                   | If yes-continue screen -RG                   |
| Dx Aspiration PNA   | No -RM                                       | No -RG                                       |
| Continue Screen?  | If no-continue screen -RM                    | If no-continue screen -RG                    |
| Pt Drooling?  | No -RM                                       | No -RG                                       |
| Continue Screen? (If screening to continue, give 1 Tsp of water)          | If no-continue screen -RM                    | If no-continue screen -RG                    |
| Any Cough?  | No -RM                                       | No -RG                                       |
| Voice gurgle/wet?   | No -RM                                       | No -RG                                       |
| Continue Screen? (If screening to continue, provide sips of cup of water) | If no to above questions-continue screen -RM | If no to above questions-continue screen -RG |
| Any Cough?  | No -RM                                       | No -RG                                       |
| Voice gurgle/wet?   | No -RM                                       | No -RG                                       |
| Continue Screen?  | If no to above questions-continue screen -RM | If no to above questions-continue screen -RG |
| Did Patient Pass Swallow Screen?  | Yes-passed screen -RM                        | Yes-passed screen -RG                        |



WS Kennestone Hospital  
677 Church Street  
Marietta GA 30060-1101  
Inpatient Record

Maurice, Eugene George  
MRN: 561253820, DOB: 1/2/1949, Sex: M  
Adm: 6/17/2018, D/C: 6/21/2018

**Flowsheets (all recorded)**

**Abuse Indicators**

| Row Name  | 06/18/18 0000 | 06/17/18 1537 |
|---|---------------|---------------|
| Abuse Screening                                     |               |               |
| Safe in Home  | Yes -RM       | UTA -RG       |
| Do you feel threatened or unsafe in a relationship? | No -RM        | —             |
| Are you in immediate danger?                        | No -RM        | —             |
| Do you feel neglected?                              | No -RM        | —             |
| Physical harm?                                      | No -RM        | —             |
| Verbal harm   | No -RM        | —             |



WS Kennestone Hospital  
677 Church Street  
Marietta GA 30060-1101  
Inpatient Record

Maurice, Eugene George  
MRN: 561253820, DOB: 1/2/1949, Sex: M  
Adm: 6/17/2018, D/C: 6/21/2018

**Flowsheets (all recorded)**

**Psychosocial Needs**

| Row Name        | 06/20/18 2133 | 06/20/18 1458 | 06/19/18 2000 | 06/18/18 2000 | 06/18/18 0000          |
|-----------------|---------------|---------------|---------------|---------------|------------------------|
| Psychosocial    |               |               |               |               |                        |
| Needs Expressed | Denies -TS    | Denies -MS    | Denies -EE    | Denies -RM    | Physical;Emotional -RM |
| Row Name        | 06/17/18 1538 |               |               |               |                        |
| Psychosocial    |               |               |               |               |                        |
| Needs Expressed | Denies -RG    |               |               |               |                        |





WS Kennestone Hospital  
677 Church Street  
Marietta GA 30060-1101  
Inpatient Record

Maurice, Eugene George  
MRN: 561253820, DOB: 1/2/1949, Sex: M  
Adm: 6/17/2018, D/C: 6/21/2018

**Flowsheets (all recorded)**

**Resubmit Chart for Charges**

| Row Name  | 06/22/18 0902 |
|---|---------------|
| Resubmit Chart for Apollo Charges                         |               |
| All documentation complete. Send chart for final charges? | Yes -DK       |



WS Kennestone Hospital  
677 Church Street  
Marietta GA 30060-1101  
Inpatient Record

Maurice, Eugene George  
MRN: 561253820, DOB: 1/2/1949, Sex: M  
Adm: 6/17/2018, D/C: 6/21/2018

Flowsheets (all recorded)

Quick Look

| Row Name            | 06/21/18 11:36:09                | 06/21/18 0830 | 06/21/18 07:35:36              | 06/21/18 0545 | 06/21/18 04:07:21              |
|---------------------|----------------------------------|---------------|--------------------------------|---------------|--------------------------------|
| <b>Quick Vitals</b> |                                  |               |                                |               |                                |
| Pulse               | 60 -DI (r) CI (t)                | —             | 62 -DI (r) CI (t)              | —             | 63 -DI (r) TW (t)              |
| SpO2                | 96 % -DI (r) CI (t)              | —             | 95 % -DI (r) CI (t)            | —             | 93 % -DI (r) TW (t)            |
| BP                  | 123/59 -DI (r) CI (t)            | —             | 137/64 -DI (r) CI (t)          | —             | 121/58 -DI (r) TW (t)          |
| Resp                | 18 -CI                           | —             | 18 -CI                         | —             | 18 -DI (r) TW (t)              |
| Temp                | 98.5 °F (36.9 °C) -DI (r) CI (t) | —             | 98 °F (36.7 °C) -DI (r) CI (t) | —             | 98 °F (36.7 °C) -DI (r) TW (t) |
| Temp src            | Oral -CI                         | —             | Oral -CI                       | —             | Oral -TW                       |
| Automatic Restart   | Yes -CI                          | —             | Yes -CI                        | —             | Yes -DI (r) TW (t)             |
| Vitals Timer        |                                  |               |                                |               |                                |
| Calculated MAP      | 80.33 -DI (r) CI (t)             | —             | 88.33 -DI (r) CI (t)           | —             | 79 -DI (r) TW (t)              |

Pain Assessment

|                                |   |        |   |        |   |
|--------------------------------|---|--------|---|--------|---|
| Currently in Pain              | — | No -AM | — | No -TS | — |
| Numeric Pain Intensity Score 1 | — | 0 -AM  | — | 0 -TS  | — |

| Row Name            | 06/21/18 0030 | 06/20/18 23:57:07                | 06/20/18 2133 | 06/20/18 19:43:22                | 06/20/18 15:50:04                |
|---------------------|---------------|----------------------------------|---------------|----------------------------------|----------------------------------|
| <b>Quick Vitals</b> |               |                                  |               |                                  |                                  |
| Pulse               | —             | 109 -DI (r) TW (t)               | —             | 66 -DI (r) TW (t)                | 62 -DI (r) LF (t)                |
| SpO2                | —             | 93 % -DI (r) TW (t)              | —             | 93 % -DI (r) TW (t)              | (l) 89 % -DI (r) LF (t)          |
| BP                  | —             | 124/53 -DI (r) TW (t)            | —             | 113/55 -DI (r) TW (t)            | 154/80 -DI (r) LF (t)            |
| Resp                | —             | 16 -DI (r) TW (t)                | —             | 16 -DI (r) TW (t)                | 17 -DI (r) LF (t)                |
| Temp                | —             | 98.4 °F (36.9 °C) -DI (r) TW (t) | —             | 98.2 °F (36.8 °C) -DI (r) TW (t) | 98.3 °F (36.8 °C) -DI (r) LF (t) |
| Temp src            | —             | Oral -TW                         | —             | Oral -TW                         | —                                |
| Automatic Restart   | —             | Yes -DI (r) TW (t)               | —             | Yes -DI (r) TW (t)               | Yes -DI (r) LF (t)               |
| Vitals Timer        |               |                                  |               |                                  |                                  |
| Calculated MAP      | —             | 76.67 -DI (r) TW (t)             | —             | 74.33 -DI (r) TW (t)             | 104.67 -DI (r) LF (t)            |

Pain Assessment

|                                |                     |   |        |   |   |
|--------------------------------|---------------------|---|--------|---|---|
| Currently in Pain              | Resting quietly -TS | — | No -TS | — | — |
| Numeric Pain Intensity Score 1 | —                   | — | 0 -TS  | — | — |
| FACES Pain Rating              | 0-No hurt -TS       | — | —      | — | — |

| Row Name            | 06/20/18 14:02:02                | 06/20/18 1000 | 06/20/18 0909  | 06/20/18 0900  | 06/20/18 0830 |
|---------------------|----------------------------------|---------------|----------------|----------------|---------------|
| <b>Quick Vitals</b> |                                  |               |                |                |               |
| Pulse               | 61 -DI (r) LF (t)                | 61 -DG        | 59 -DG         | 60 -DG         | —             |
| SpO2                | 92 % -DI (r) LF (t)              | (l) 88 % -DG  | —              | (l) 87 % -DG   | —             |
| BP                  | 104/66 -DI (r) LF (t)            | 122/54 -DG    | (l) 122/49 -DG | (l) 122/49 -DG | —             |
| Resp                | —                                | 18 -DG        | —              | 17 -DG         | —             |
| Temp                | 98.2 °F (36.8 °C) -DI (r) LF (t) | —             | —              | —              | —             |
| Automatic Restart   | —                                | Yes -DG       | —              | Yes -DG        | —             |
| Vitals Timer        |                                  |               |                |                |               |
| Calculated MAP      | 78.67 -DI (r) LF (t)             | 76.67 -DG     | 73.33 -DG      | 73.33 -DG      | —             |

Pain Assessment

|                                |   |   |   |   |  |
|--------------------------------|---|---|---|---|--|
| Currently in Pain              | — | — | — | — | Unable to Assess Simultaneous filing. User may be unaware of other data. -MS |
| Numeric Pain Intensity Score 1 | — | — | — | — | 0 Simultaneous filing. User may be unaware of other data. -MS                |
| Multiple Pain Sites            | — | — | — | — | No -MS   |

| Row Name            | 06/20/18 0800 | 06/20/18 0730         | 06/20/18 0600 | 06/20/18 0500 | 06/20/18 0400       |
|---------------------|---------------|-----------------------|---------------|---------------|---------------------|
| <b>Quick Vitals</b> |               |                       |               |               |                     |
| Pulse               | 58 -DG        | —                     | 59 -EE        | 57 -EE        | 56 -EE              |
| SpO2                | (l) 88 % -DG  | —                     | 93 % -EE      | 94 % -EE      | 94 % -EE            |
| BP                  | 138/62 -DG    | —                     | 129/57 -EE    | 130/50 -EE    | 119/51 -EE          |
| Resp                | 18 -DG        | —                     | 20 -EE        | 20 -EE        | 19 -EE              |
| Temp                | —             | 98.3 °F (36.8 °C) -HT | —             | —             | 98 °F (36.7 °C) -JP |
| Temp src            | —             | Oral -HT              | —             | —             | Oral -JP            |
| Automatic Restart   | Yes -DG       | —                     | Yes -EE       | Yes -EE       | Yes -JP             |
| Vitals Timer        |               |                       |               |               |                     |
| Calculated MAP      | 87.33 -DG     | —                     | 81 -EE        | 76.67 -EE     | 73.67 -EE           |



WS Kennestone Hospital  
677 Church Street  
Marietta GA 30060-1101  
Inpatient Record

Maurice, Eugene George  
MRN: 561253820, DOB: 1/2/1949, Sex: M  
Adm: 6/17/2018, D/C: 6/21/2018

Flowsheets (all recorded) (continued)

Quick Look (continued)

| Row Name                       | 06/20/18 0800 | 06/20/18 0730 | 06/20/18 0600 | 06/20/18 0500 | 06/20/18 0400 |
|--------------------------------|---------------|---------------|---------------|---------------|---------------|
| Pain Assessment                |               |               |               |               |               |
| Currently in Pain              | —             | Yes -DG       | —             | —             | —             |
| Numeric Pain Intensity Score 1 | —             | 2 -DG         | —             | —             | —             |

| Row Name                       | 06/20/18 0300 | 06/20/18 0200  | 06/20/18 0000         | 06/19/18 2300 | 06/19/18 2200 |
|--------------------------------|---------------|----------------|-----------------------|---------------|---------------|
| Quick Vitals                   |               |                |                       |               |               |
| Pulse                          | 57 -EE        | 64 -EE         | 59 -EE                | 61 -EE        | 62 -EE        |
| SpO2                           | 97 % -EE      | 91 % -EE       | 90 % -EE              | 97 % -EE      | 96 % -EE      |
| BP                             | 122/58 -EE    | (!) 111/47 -EE | —                     | 128/56 -EE    | 132/51 -EE    |
| Resp                           | 21 -EE        | 16 -EE         | 22 -EE                | 21 -EE        | 22 -EE        |
| Temp                           | —             | —              | 97.5 °F (36.4 °C) -JP | —             | —             |
| Temp src                       | —             | —              | Axillary -JP          | —             | —             |
| Automatic Restart Vitals Timer | Yes -EE       | Yes -EE        | Yes -EE               | Yes -EE       | Yes -EE       |
| Calculated MAP                 | 79.33 -EE     | 68.33 -EE      | —                     | 80 -EE        | 78 -EE        |

| Row Name                       | 06/19/18 2100 | 06/19/18 2000         | 06/19/18 1900 | 06/19/18 1800 | 06/19/18 1700 |
|--------------------------------|---------------|-----------------------|---------------|---------------|---------------|
| Quick Vitals                   |               |                       |               |               |               |
| Pulse                          | 61 -EE        | 63 -EE                | 64 -EE        | 61 -JI        | 59 -JI        |
| SpO2                           | 94 % -EE      | 94 % -EE              | 94 % -EE      | 92 % -JI      | 96 % -JI      |
| BP                             | 130/60 -EE    | 135/58 -EE            | 133/61 -EE    | 128/56 -JI    | 132/52 -JI    |
| Resp                           | 16 -EE        | 21 -EE                | 19 -EE        | 25 -JI        | 21 -JI        |
| Temp                           | —             | 98.4 °F (36.9 °C) -JP | —             | —             | —             |
| Temp src                       | —             | Oral -JP              | —             | —             | —             |
| Automatic Restart Vitals Timer | Yes -EE       | Yes -JP               | Yes -EE       | Yes -JI       | Yes -JI       |
| Calculated MAP                 | 83.33 -EE     | 83.67 -EE             | 85 -EE        | 80 -JI        | 78.67 -JI     |

|                                 |   |                     |   |   |   |
|---------------------------------|---|---------------------|---|---|---|
| Pain Assessment                 |   |                     |   |   |   |
| Currently in Pain               | — | Resting quietly -EE | — | — | — |
| Numeric Pain Intensity Score 1  | — | 0 -EE               | — | — | — |
| Previous experiences with pain? | — | No -EE              | — | — | — |

| Row Name                       | 06/19/18 1644         | 06/19/18 1600 | 06/19/18 1500 | 06/19/18 1430 | 06/19/18 1428         |
|--------------------------------|-----------------------|---------------|---------------|---------------|-----------------------|
| Quick Vitals                   |                       |               |               |               |                       |
| Pulse                          | —                     | 58 -JI        | 56 -JI        | 57 -JI        | —                     |
| SpO2                           | —                     | 95 % -JI      | 96 % -JI      | 96 % -JI      | —                     |
| BP                             | —                     | 134/58 -JI    | 130/51 -JI    | 142/60 -JI    | —                     |
| Resp                           | —                     | 20 -JI        | 22 -JI        | 19 -JI        | —                     |
| Temp                           | 97.9 °F (36.6 °C) -FT | —             | —             | —             | 97.7 °F (36.5 °C) -FT |
| Temp src                       | Oral -FT              | —             | —             | —             | Oral -FT              |
| Automatic Restart Vitals Timer | —                     | Yes -JI       | Yes -JI       | Yes -JI       | —                     |
| Calculated MAP                 | —                     | 83.33 -JI     | 77.33 -JI     | 87.33 -JI     | —                     |

|                                |   |        |   |   |   |
|--------------------------------|---|--------|---|---|---|
| Pain Assessment                |   |        |   |   |   |
| Currently in Pain              | — | No -JI | — | — | — |
| Numeric Pain Intensity Score 1 | — | 0 -JI  | — | — | — |

| Row Name                       | 06/19/18 1335 | 06/19/18 1330 | 06/19/18 1325  | 06/19/18 1321 | 06/19/18 1117 |
|--------------------------------|---------------|---------------|----------------|---------------|---------------|
| Quick Vitals                   |               |               |                |               |               |
| Pulse                          | 54 -LFA       | 54 -LFA       | 53 -LFA        | 53 -CR        | —             |
| SpO2                           | 100 % -LFA    | 97 % -LFA     | 92 % -LFA      | 93 % -CR      | —             |
| BP                             | 123/59 -LFA   | 128/55 -LFA   | (!) 95/46 -LFA | 110/53 -CR    | —             |
| Resp                           | 22 -LFA       | 19 -LFA       | 21 -LFA        | 18 -CR        | —             |
| Automatic Restart Vitals Timer | Yes -LFA      | Yes -LFA      | Yes -LFA       | Yes -CR       | —             |
| Calculated MAP                 | 80.33 -LFA    | 79.33 -LFA    | (!) 62.33 -LFA | 72 -CR        | —             |

|                                |   |   |   |       |   |
|--------------------------------|---|---|---|-------|---|
| Pain Assessment                |   |   |   |       |   |
| Numeric Pain Intensity Score 1 | — | — | — | 0 -CR | — |

RETIRED - Travel outside the U.S.

|  |   |   |   |   |        |
|--|---|---|---|---|--------|
| RETIRED - Has the patient or a household member traveled | — | — | — | — | No -PM |
|--|---|---|---|---|--------|



WS Kennestone Hospital  
677 Church Street  
Marietta GA 30060-1101  
Inpatient Record

Maurice, Eugene George  
MRN: 561253820, DOB: 1/2/1949, Sex: M  
Adm: 6/17/2018, D/C: 6/21/2018

Flowsheets (all recorded) (continued)

Quick Look (continued)

| Row Name                              | 06/19/18 1335 | 06/19/18 1330 | 06/19/18 1325 | 06/19/18 1321 | 06/19/18 1117 |
|---------------------------------------|---------------|---------------|---------------|---------------|---------------|
| outside the U.S. in the past 21 days? |               |               |               |               |               |

| Row Name | 06/19/18 1114 | 06/19/18 1000 | 06/19/18 0900 | 06/19/18 0808 | 06/19/18 0800 |
|----------|---------------|---------------|---------------|---------------|---------------|
|----------|---------------|---------------|---------------|---------------|---------------|

Quick Vitals

|                   |            |                |                |                |                     |
|-------------------|------------|----------------|----------------|----------------|---------------------|
| Pulse             | 51 -PM     | 50 -JI         | 51 -JI         | 55 -JI         | 56 -JI              |
| SpO2              | 98 % -PM   | 92 % -JI       | 95 % -JI       | —              | 97 % -JI            |
| BP                | 123/54 -PM | (I) 124/49 -JI | (I) 119/44 -JI | (I) 126/47 -JI | (I) 126/47 -JI      |
| Resp              | 13 -PM     | 20 -JI         | 18 -JI         | —              | 18 -JI              |
| Temp              | —          | —              | —              | —              | 98.6 °F (37 °C) -DF |
| Temp src          | —          | —              | —              | —              | Oral -DF            |
| Automatic Restart | Yes -PM    | Yes -JI        | Yes -JI        | —              | Yes -DF             |
| Vitals Timer      |            |                |                |                |                     |
| Calculated MAP    | 77 -PM     | 74 -JI         | 69 -JI         | 73.33 -JI      | 73.33 -JI           |

Pain Assessment

|                                |   |   |   |   |        |
|--------------------------------|---|---|---|---|--------|
| Currently in Pain              | — | — | — | — | No -JI |
| Numeric Pain Intensity Score 1 | — | — | — | — | 0 -JI  |

| Row Name | 06/19/18 0700 | 06/19/18 0600 | 06/19/18 0500 | 06/19/18 0400 | 06/19/18 0300 |
|----------|---------------|---------------|---------------|---------------|---------------|
|----------|---------------|---------------|---------------|---------------|---------------|

Quick Vitals

|                   |            |                |                |                       |            |
|-------------------|------------|----------------|----------------|-----------------------|------------|
| Pulse             | 63 -JI     | 52 -RM         | 53 -RM         | 55 -RM                | 55 -RM     |
| SpO2              | 96 % -JI   | 94 % -RM       | 96 % -RM       | 98 % -RM              | 92 % -RM   |
| BP                | 143/52 -JI | (I) 109/40 -RM | (I) 124/49 -RM | 127/55 -RM            | 120/59 -RM |
| Resp              | 18 -JI     | 17 -RM         | 17 -RM         | 20 -RM                | 16 -RM     |
| Temp              | —          | —              | —              | 98.2 °F (36.8 °C) -MJ | —          |
| Automatic Restart | Yes -JI    | Yes -RM        | Yes -RM        | Yes -MJ               | Yes -RM    |
| Vitals Timer      |            |                |                |                       |            |
| Calculated MAP    | 82.33 -JI  | (I) 63 -RM     | 74 -RM         | 79 -RM                | 79.33 -RM  |

| Row Name | 06/19/18 0200 | 06/19/18 0100 | 06/19/18 0000 | 06/18/18 2300 | 06/18/18 2200 |
|----------|---------------|---------------|---------------|---------------|---------------|
|----------|---------------|---------------|---------------|---------------|---------------|

Quick Vitals

|                   |            |                |                       |            |          |
|-------------------|------------|----------------|-----------------------|------------|----------|
| Pulse             | 54 -RM     | 53 -RM         | 56 -RM                | 59 -RM     | 55 -RM   |
| SpO2              | 93 % -RM   | 92 % -RM       | 94 % -RM              | 97 % -RM   | 99 % -RM |
| BP                | 113/50 -RM | (I) 109/44 -RM | (I) 123/43 -RM        | 127/59 -RM | —        |
| Resp              | 19 -RM     | 19 -RM         | 21 -RM                | 20 -RM     | 21 -RM   |
| Temp              | —          | —              | 98.1 °F (36.7 °C) -MJ | —          | —        |
| Automatic Restart | Yes -RM    | Yes -RM        | Yes -RM               | Yes -RM    | Yes -RM  |
| Vitals Timer      |            |                |                       |            |          |
| Calculated MAP    | 71 -RM     | 65.67 -RM      | 69.67 -RM             | 81.67 -RM  | —        |

| Row Name | 06/18/18 2100 | 06/18/18 2000 | 06/18/18 1900 | 06/18/18 1800 | 06/18/18 1727 |
|----------|---------------|---------------|---------------|---------------|---------------|
|----------|---------------|---------------|---------------|---------------|---------------|

Quick Vitals

|                   |          |                       |              |            |                       |
|-------------------|----------|-----------------------|--------------|------------|-----------------------|
| Pulse             | 56 -RM   | 56 -RM                | 56 -RM       | 56 -RM     | —                     |
| SpO2              | 99 % -RM | 96 % -RM              | (I) 89 % -RM | 94 % -RM   | —                     |
| BP                | —        | —                     | —            | 132/60 -RM | —                     |
| Resp              | 21 -RM   | 22 -RM                | 22 -RM       | 20 -RM     | —                     |
| Temp              | —        | 98.4 °F (36.9 °C) -MJ | —            | —          | 98.1 °F (36.7 °C) -JD |
| Temp src          | —        | —                     | —            | —          | Oral -JD              |
| Automatic Restart | Yes -RM  | Yes -RM               | Yes -RM      | Yes -RM    | —                     |
| Vitals Timer      |          |                       |              |            |                       |
| Calculated MAP    | —        | —                     | —            | 84 -RM     | —                     |

Pain Assessment

|                                 |        |        |        |   |   |
|---------------------------------|--------|--------|--------|---|---|
| Currently in Pain               | No -RM | No -RM | No -RM | — | — |
| Numeric Pain Intensity Score 1  | 0 -RM  | 0 -RM  | 0 -RM  | — | — |
| Previous experiences with pain? | No -RM | No -RM | No -RM | — | — |

| Row Name | 06/18/18 1600 | 06/18/18 1500 | 06/18/18 1400 | 06/18/18 1300 | 06/18/18 1230 |
|----------|---------------|---------------|---------------|---------------|---------------|
|----------|---------------|---------------|---------------|---------------|---------------|

Quick Vitals

|                   |              |            |            |                |                       |
|-------------------|--------------|------------|------------|----------------|-----------------------|
| Pulse             | 52 -JI       | 54 -JI     | 58 -JI     | 57 -JI         | —                     |
| SpO2              | (I) 87 % -JI | 95 % -JI   | 91 % -JI   | 93 % -JI       | —                     |
| BP                | 142/57 -JI   | 151/56 -JI | 134/53 -JI | (I) 130/45 -JI | —                     |
| Resp              | 20 -JI       | 18 -JI     | 19 -JI     | 15 -JI         | —                     |
| Temp              | —            | —          | —          | —              | 97.7 °F (36.5 °C) -JD |
| Temp src          | —            | —          | —          | —              | Oral -JD              |
| Automatic Restart | Yes -JI      | Yes -JI    | Yes -JI    | Yes -JI        | —                     |





WS Kennestone Hospital  
677 Church Street  
Marietta GA 30060-1101  
Inpatient Record

Maurice, Eugene George  
MRN: 561253820, DOB: 1/2/1949, Sex: M  
Adm: 6/17/2018, D/C: 6/21/2018

Flowsheets (all recorded) (continued)

Quick Look (continued)

| Row Name                       | 06/18/18 1600 | 06/18/18 1500 | 06/18/18 1400 | 06/18/18 1300 | 06/18/18 1230 |
|--------------------------------|---------------|---------------|---------------|---------------|---------------|
| Vitals Timer                   |               |               |               |               |               |
| Calculated MAP                 | 85.33 -JI     | 87.67 -JI     | 80 -JI        | 73.33 -JI     | —             |
| <b>Pain Assessment</b>         |               |               |               |               |               |
| Currently in Pain              | No -JI        | —             | —             | —             | —             |
| Numeric Pain Intensity Score 1 | 0 -JI         | —             | —             | —             | —             |

| Row Name                       | 06/18/18 1200 | 06/18/18 1100  | 06/18/18 1000 | 06/18/18 0900 | 06/18/18 0831         |
|--------------------------------|---------------|----------------|---------------|---------------|-----------------------|
| <b>Quick Vitals</b>            |               |                |               |               |                       |
| Pulse                          | 52 -JI        | 50 -JI         | 51 -JI        | (I) 49 -JI    | —                     |
| SpO2                           | —             | 97 % -JI       | 98 % -JI      | 100 % -JI     | —                     |
| BP                             | 140/56 -JI    | (I) 128/46 -JI | 131/52 -JI    | 137/54 -JI    | —                     |
| Resp                           | 18 -JI        | 17 -JI         | 16 -JI        | 16 -JI        | —                     |
| Temp                           | —             | —              | —             | —             | 97.8 °F (36.6 °C) -JD |
| Temp src                       | —             | —              | —             | —             | Oral -JD              |
| Automatic Restart              | Yes -JI       | Yes -JI        | Yes -JI       | Yes -JI       | —                     |
| Vitals Timer                   |               |                |               |               |                       |
| Calculated MAP                 | 84 -JI        | 73.33 -JI      | 78.33 -JI     | 81.67 -JI     | —                     |
| <b>Pain Assessment</b>         |               |                |               |               |                       |
| Currently in Pain              | No -JI        | —              | —             | —             | —                     |
| Numeric Pain Intensity Score 1 | 0 -JI         | —              | —             | —             | —                     |

| Row Name                        | 06/18/18 0800  | 06/18/18 0700  | 06/18/18 0600         | 06/18/18 0500 | 06/18/18 0445       |
|---------------------------------|----------------|----------------|-----------------------|---------------|---------------------|
| <b>Quick Vitals</b>             |                |                |                       |               |                     |
| Pulse                           | (I) 48 -JI     | (I) 46 -JI     | (I) 46 -RM            | (I) 47 -RM    | (I) 47 -RM          |
| SpO2                            | 91 % -JI       | 95 % -JI       | 97 % -RM              | 97 % -RM      | —                   |
| BP                              | (I) 123/49 -JI | (I) 115/49 -JI | (I) 126/48 -RM        | 122/52 -RM    | 120/52 -RM          |
| Resp                            | 17 -JI         | 17 -JI         | 13 -RM                | 18 -RM        | 18 -RM              |
| Temp                            | —              | —              | 98.2 °F (36.8 °C) -RM | —             | 98.6 °F (37 °C) -RM |
| Temp src                        | —              | —              | Axillary -RM          | —             | Axillary -RM        |
| Automatic Restart               | Yes -JI        | Yes -JI        | Yes -RM               | Yes -RM       | Yes -RM             |
| Vitals Timer                    |                |                |                       |               |                     |
| Calculated MAP                  | 73.67 -JI      | 71 -JI         | 74 -RM                | 75.33 -RM     | 74.67 -RM           |
| <b>Pain Assessment</b>          |                |                |                       |               |                     |
| Currently in Pain               | No -JI         | —              | No -RM                | No -RM        | —                   |
| Numeric Pain Intensity Score 1  | 0 -JI          | —              | 0 -RM                 | 0 -RM         | —                   |
| Previous experiences with pain? | —              | —              | No -RM                | No -RM        | —                   |

| Row Name                        | 06/18/18 0400 | 06/18/18 0300  | 06/18/18 0200  | 06/18/18 0133 | 06/18/18 0115 |
|---------------------------------|---------------|----------------|----------------|---------------|---------------|
| <b>Quick Vitals</b>             |               |                |                |               |               |
| Pulse                           | (I) 49 -RM    | (I) 49 -RM     | 51 -RM         | —             | 54 -RM        |
| SpO2                            | 97 % -RM      | 92 % -RM       | (I) 87 % -RM   | —             | —             |
| BP                              | 117/50 -RM    | (I) 109/43 -RM | (I) 102/39 -RM | —             | —             |
| Resp                            | 19 -RM        | 18 -RM         | 19 -RM         | —             | 20 -RM        |
| Automatic Restart               | Yes -RM       | Yes -RM        | Yes -RM        | —             | Yes -RM       |
| Vitals Timer                    |               |                |                |               |               |
| Calculated MAP                  | 72.33 -RM     | 65 -RM         | (I) 60 -RM     | —             | —             |
| <b>Pain Assessment</b>          |               |                |                |               |               |
| Currently in Pain               | No -RM        | No -RM         | No -RM         | —             | —             |
| Numeric Pain Intensity Score 1  | 0 -RM         | 0 -RM          | 0 -RM          | —             | —             |
| Previous experiences with pain? | No -RM        | No -RM         | No -RM         | —             | —             |

RETIRED - Travel outside the U.S.

|  |   |   |   |        |   |
|--|---|---|---|--------|---|
| RETIRED - Has the patient or a household member traveled outside the U.S. in the past 21 days? | — | — | — | No -RM | — |
|--|---|---|---|--------|---|

| Row Name            | 06/18/18 0100 | 06/18/18 0051 | 06/18/18 0000 | 06/17/18 2300 | 06/17/18 2225 |
|---------------------|---------------|---------------|---------------|---------------|---------------|
| <b>Quick Vitals</b> |               |               |               |               |               |
| Pulse               | 57 -RM        | 57 -RM        | 55 -RM        | 54 -RM        | 53 -AF        |
| SpO2                | (I) 88 % -RM  | —             | 92 % -RM      | 90 % -RM      | 92 % -AF      |



WS Kennestone Hospital  
677 Church Street  
Marietta GA 30060-1101  
Inpatient Record

Maurice, Eugene George  
MRN: 561253820, DOB: 1/2/1949, Sex: M  
Adm: 6/17/2018, D/C: 6/21/2018

**Flowsheets (all recorded) (continued)**

**Quick Look (continued)**

| Row Name                        | 06/18/18 0100 | 06/18/18 0051         | 06/18/18 0000  | 06/17/18 2300  | 06/17/18 2225       |
|---------------------------------|---------------|-----------------------|----------------|----------------|---------------------|
| BP                              | 123/51 -RM    | 140/52 -RM            | (I) 115/45 -RM | (I) 110/41 -RM | (I) 128/41 -AF      |
| Resp                            | 21 -RM        | 20 -RM                | 20 -RM         | 17 -RM         | 18 -AF              |
| Temp                            | —             | 98.1 °F (36.7 °C) -RM | —              | —              | 98 °F (36.7 °C) -AF |
| Temp src                        | —             | Oral -RM              | —              | —              | Oral -AF            |
| Automatic Restart               | Yes -RM       | Yes -RM               | Yes -RM        | Yes -RM        | Yes -AF             |
| Vitals Timer                    |               |                       |                |                |                     |
| Calculated MAP                  | 75 -RM        | 81.33 -RM             | 68.33 -RM      | (I) 64 -RM     | 70 -AF              |
| <b>Pain Assessment</b>          |               |                       |                |                |                     |
| Currently in Pain               | No -RM        | —                     | No -RM         | No -RM         | No -RM              |
| Numeric Pain Intensity Score 1  | 0 -RM         | —                     | 0 -RM          | 0 -RM          | 0 -RM               |
| Previous experiences with pain? | No -RM        | —                     | No -RM         | No -RM         | No -RM              |

| Row Name                       | 06/17/18 2037         | 06/17/18 1823         | 06/17/18 1738         | 06/17/18 1720         | 06/17/18 1708         |
|--------------------------------|-----------------------|-----------------------|-----------------------|-----------------------|-----------------------|
| <b>Quick Vitals</b>            |                       |                       |                       |                       |                       |
| Pulse                          | 57 -BR                | 51 -BR                | 55 -BR                | 55 -BR                | 55 -BR                |
| SpO2                           | 100 % -BR             | 100 % -BR             | 100 % -BR             | —                     | 100 % -BR             |
| BP                             | 134/59 -BR            | 126/55 -BR            | 132/56 -BR            | 129/53 -BR            | (I) 115/49 -BR        |
| Resp                           | 16 -BR                | 18 -BR                | 18 -BR                | 18 -BR                | 18 -BR                |
| Temp                           | 98.2 °F (36.8 °C) -BR | 98.2 °F (36.8 °C) -BR | 98.2 °F (36.8 °C) -BR | 98.2 °F (36.8 °C) -BR | 97.8 °F (36.6 °C) -BR |
| Temp src                       | Oral -BR              | Oral -BR              | Oral -BR              | Oral -BR              | Oral -BR              |
| Automatic Restart              | Yes -BR               | Yes -BR               | Yes -BR               | Yes -BR               | Yes -BR               |
| Vitals Timer                   |                       |                       |                       |                       |                       |
| Calculated MAP                 | 84 -BR                | 78.67 -BR             | 81.33 -BR             | 78.33 -BR             | 71 -BR                |
| <b>Pain Assessment</b>         |                       |                       |                       |                       |                       |
| Numeric Pain Intensity Score 1 | 0 -BR                 | 0 -BR                 | —                     | —                     | —                     |
| Patient's Stated Pain Goal     | 0 (No Pain) -BR       | 0 (No Pain) -BR       | —                     | —                     | —                     |

| Row Name                                    | 06/17/18 1706   | 06/17/18 1537         | 06/17/18 1504      | 06/17/18 1502         | 06/17/18 1437 |
|---|-----------------|-----------------------|--------------------|-----------------------|---------------|
| <b>Quick Vitals</b>                         |                 |                       |                    |                       |               |
| Pulse                                       | —               | 55 -RG                | —                  | 54 -RG                | 56 -NS        |
| SpO2  | —               | —                     | —                  | 100 % -RG             | 98 % -NS      |
| BP  | —               | 114/51 -RG            | —                  | 112/52 -RG            | —             |
| Resp  | —               | 22 -RG                | —                  | 25 -RG                | —             |
| Temp  | —               | 97.8 °F (36.6 °C) -RG | —                  | 97.7 °F (36.5 °C) -RG | —             |
| Temp src                                    | —               | —                     | —                  | Oral -RG              | —             |
| Automatic Restart                           | —               | Yes -RG               | —                  | Yes -RG               | —             |
| Vitals Timer                                |                 |                       |                    |                       |               |
| Calculated MAP                              | —               | 72 -RG                | —                  | 72 -RG                | —             |
| <b>Pain Assessment</b>                      |                 |                       |                    |                       |               |
| Currently in Pain                           | —               | —                     | No -RG             | —                     | —             |
| Numeric Pain Intensity Score 1              | 0 -BR           | —                     | 0 -RG              | —                     | —             |
| Which Pain Assessment Tool ?                | —               | —                     | Numeric (0-10) -RG | —                     | —             |
| Patient's Stated Pain Goal                  | 0 (No Pain) -BR | —                     | —                  | —                     | —             |
| <b>Suspicion for infection or exposure?</b> |                 |                       |                    |                       |               |
| Are rigors present?                         | —               | 0 -RG                 | —                  | —                     | —             |
| Is there a suspected infection?             | —               | 0 -RG                 | —                  | —                     | —             |
| Mental status change?                       | —               | 0 -RG                 | —                  | —                     | —             |
| Suspicion of Infection                      | —               | 0 -RG                 | —                  | —                     | —             |
| Sepsis Risk Score                           | —               | —                     | —                  | —                     | —             |



WS Kennestone Hospital  
677 Church Street  
Marietta GA 30060-1101  
Inpatient Record

Maurice, Eugene George  
MRN: 561253820, DOB: 1/2/1949, Sex: M  
Adm: 6/17/2018, D/C: 6/21/2018

**Flowsheets (all recorded)**

**Adult Suicide Risk**

| Row Name                                  | 06/18/18 0000 | 06/17/18 1537 |
|---|---------------|---------------|
| <b>Suicide/Harm Risk</b>                  |               |               |
| Ever harm self (Retired)                  | No -RM        | No -RG        |
| Current thoughts (Retired)                | No -RM        | No -RG        |
| Self harm plan (Retired)                  | No -RM        | No -RG        |
| Patient information obtained from         | Patient -RM   | Patient -RG   |
| <b>Suicide Risk (Retired)</b>             |               |               |
| Is patient at risk for suicide? (Retired) | —             | No -RG        |



WS Kennestone Hospital  
677 Church Street  
Marietta GA 30060-1101  
Inpatient Record

Maurice, Eugene George  
MRN: 561253820, DOB: 1/2/1949, Sex: M  
Adm: 6/17/2018, D/C: 6/21/2018

**Flowsheets (all recorded)**

**Assessment Complete**

| Row Name              | 06/17/18 1540 |
|-----------------------|---------------|
| Assessment Complete   |               |
| Assessment Completed? | Yes -RG       |





WS Kennestone Hospital  
677 Church Street  
Marietta GA 30060-1101  
Inpatient Record

Maurice, Eugene George  
MRN: 561253820, DOB: 1/2/1949, Sex: M  
Adm: 6/17/2018, D/C: 6/21/2018

**Flowsheets (all recorded)**

**Physician to Receive Billing Credit?**

| Row Name | 06/17/18 1506 |
|----------|---------------|
|----------|---------------|

Physician to Receive Billing Credit?

Physician to Receive Billing Credit? Douglas Krug, MD -DK



WS Kennestone Hospital  
677 Church Street  
Marietta GA 30060-1101  
Inpatient Record

Maurice, Eugene George  
MRN: 561253820, DOB: 1/2/1949, Sex: M  
Adm: 6/17/2018, D/C: 6/21/2018

**Flowsheets (all recorded)**

**Blood Administration**

| Row Name                      | 06/21/18 11:36:09                | 06/21/18 0830       | 06/21/18 07:35:36              | 06/21/18 04:07:21              | 06/20/18 23:57:07                |
|-------------------------------|----------------------------------|---------------------|--------------------------------|--------------------------------|----------------------------------|
| <b>Vitals</b>                 |                                  |                     |                                |                                |                                  |
| BP                            | 123/59 -DI (r) CI (t)            | —                   | 137/64 -DI (r) CI (t)          | 121/58 -DI (r) TW (t)          | 124/53 -DI (r) TW (t)            |
| Temp                          | 98.5 °F (36.9 °C) -DI (r) CI (t) | —                   | 98 °F (36.7 °C) -DI (r) CI (t) | 98 °F (36.7 °C) -DI (r) TW (t) | 98.4 °F (36.9 °C) -DI (r) TW (t) |
| Temp src                      | Oral -CI                         | —                   | Oral -CI                       | Oral -TW                       | Oral -TW                         |
| Pulse                         | 60 -DI (r) CI (t)                | —                   | 62 -DI (r) CI (t)              | 63 -DI (r) TW (t)              | 109 -DI (r) TW (t)               |
| Resp                          | 18 -CI                           | —                   | 18 -CI                         | 18 -DI (r) TW (t)              | 16 -DI (r) TW (t)                |
| <b>Oxygen Therapy</b>         |                                  |                     |                                |                                |                                  |
| SpO2                          | 96 % -DI (r) CI (t)              | —                   | 95 % -DI (r) CI (t)            | 93 % -DI (r) TW (t)            | 93 % -DI (r) TW (t)              |
| O2 Device                     | None (Room air) -CI              | None (Room air) -AM | None (Room air) -CI            | None (Room air) -TW            | None (Room air) -TW              |
| <b>Respiratory Assessment</b> |                                  |                     |                                |                                |                                  |
| Bilateral Breath Sounds       | —                                | Clear -AM           | —                              | —                              | —                                |

| Row Name                      | 06/20/18 2133        | 06/20/18 19:43:22                | 06/20/18 15:50:04                | 06/20/18 1458        | 06/20/18 14:02:02                |
|-------------------------------|----------------------|----------------------------------|----------------------------------|----------------------|----------------------------------|
| <b>Vitals</b>                 |                      |                                  |                                  |                      |                                  |
| BP                            | —                    | 113/55 -DI (r) TW (t)            | 154/80 -DI (r) LF (t)            | —                    | 104/66 -DI (r) LF (t)            |
| Temp                          | —                    | 98.2 °F (36.8 °C) -DI (r) TW (t) | 98.3 °F (36.8 °C) -DI (r) LF (t) | —                    | 98.2 °F (36.8 °C) -DI (r) LF (t) |
| Temp src                      | —                    | Oral -TW                         | —                                | —                    | —                                |
| Pulse                         | —                    | 66 -DI (r) TW (t)                | 62 -DI (r) LF (t)                | —                    | 61 -DI (r) LF (t)                |
| Resp                          | —                    | 16 -DI (r) TW (t)                | 17 -DI (r) LF (t)                | —                    | —                                |
| <b>Oxygen Therapy</b>         |                      |                                  |                                  |                      |                                  |
| SpO2                          | —                    | 93 % -DI (r) TW (t)              | (l) 89 % -DI (r) LF (t)          | —                    | 92 % -DI (r) LF (t)              |
| O2 Device                     | None (Room air) -TS  | None (Room air) -TW              | —                                | None (Room air) -MS  | —                                |
| <b>Respiratory Assessment</b> |                      |                                  |                                  |                      |                                  |
| Bilateral Breath Sounds       | Clear;Diminished -TS | —                                | —                                | Clear;Diminished -MS | —                                |
| R Breath Sounds               | —                    | —                                | —                                | Clear -MS            | —                                |
| L Breath Sounds               | —                    | —                                | —                                | Diminished -MS       | —                                |

| Row Name                      | 06/20/18 1000 | 06/20/18 0909  | 06/20/18 0900  | 06/20/18 0800       | 06/20/18 0730         |
|-------------------------------|---------------|----------------|----------------|---------------------|-----------------------|
| <b>Vitals</b>                 |               |                |                |                     |                       |
| BP                            | 122/54 -DG    | (l) 122/49 -DG | (l) 122/49 -DG | 138/62 -DG          | —                     |
| Temp                          | —             | —              | —              | —                   | 98.3 °F (36.8 °C) -HT |
| Temp src                      | —             | —              | —              | —                   | Oral -HT              |
| Pulse                         | 61 -DG        | 59 -DG         | 60 -DG         | 58 -DG              | —                     |
| Resp                          | 18 -DG        | —              | 17 -DG         | 18 -DG              | —                     |
| <b>Oxygen Therapy</b>         |               |                |                |                     |                       |
| SpO2                          | (l) 88 % -DG  | —              | (l) 87 % -DG   | (l) 88 % -DG        | —                     |
| O2 Device                     | —             | —              | —              | None (Room air) -DG | —                     |
| Pulse Oximetry Type           | —             | —              | —              | Continuous -DG      | —                     |
| <b>Respiratory Assessment</b> |               |                |                |                     |                       |
| Bilateral Breath Sounds       | —             | —              | —              | Diminished -DG      | —                     |

| Row Name              | 06/20/18 0600 | 06/20/18 0500 | 06/20/18 0400       | 06/20/18 0300 | 06/20/18 0200  |
|-----------------------|---------------|---------------|---------------------|---------------|----------------|
| <b>Vitals</b>         |               |               |                     |               |                |
| BP                    | 129/57 -EE    | 130/50 -EE    | 119/51 -EE          | 122/58 -EE    | (l) 111/47 -EE |
| Temp                  | —             | —             | 98 °F (36.7 °C) -JP | —             | —              |
| Temp src              | —             | —             | Oral -JP            | —             | —              |
| Pulse                 | 59 -EE        | 57 -EE        | 56 -EE              | 57 -EE        | 64 -EE         |
| Resp                  | 20 -EE        | 20 -EE        | 19 -EE              | 21 -EE        | 16 -EE         |
| <b>Oxygen Therapy</b> |               |               |                     |               |                |
| SpO2                  | 93 % -EE      | 94 % -EE      | 94 % -EE            | 97 % -EE      | 91 % -EE       |

| Row Name      | 06/20/18 0000         | 06/19/18 2300 | 06/19/18 2200 | 06/19/18 2100 | 06/19/18 2000         |
|---------------|-----------------------|---------------|---------------|---------------|-----------------------|
| <b>Vitals</b> |                       |               |               |               |                       |
| BP            | —                     | 128/56 -EE    | 132/51 -EE    | 130/60 -EE    | 135/58 -EE            |
| Temp          | 97.5 °F (36.4 °C) -JP | —             | —             | —             | 98.4 °F (36.9 °C) -JP |
| Temp src      | Axillary -JP          | —             | —             | —             | Oral -JP              |
| Pulse         | 59 -EE                | 61 -EE        | 62 -EE        | 61 -EE        | 63 -EE                |
| Resp          | 22 -EE                | 21 -EE        | 22 -EE        | 16 -EE        | 21 -EE                |



WS Kennestone Hospital  
677 Church Street  
Marietta GA 30060-1101  
Inpatient Record

Maurice, Eugene George  
MRN: 561253820, DOB: 1/2/1949, Sex: M  
Adm: 6/17/2018, D/C: 6/21/2018

Flowsheets (all recorded) (continued)

Blood Administration (continued)

| Row Name                | 06/20/18 0000 | 06/19/18 2300 | 06/19/18 2200 | 06/19/18 2100 | 06/19/18 2000     |
|-------------------------|---------------|---------------|---------------|---------------|-------------------|
| Oxygen Therapy          |               |               |               |               |                   |
| SpO2                    | 90 % -EE      | 97 % -EE      | 96 % -EE      | 94 % -EE      | 94 % -EE          |
| O2 Device               | ---           | ---           | ---           | ---           | Nasal cannula -EE |
| O2 Flow Rate (L/min)    | ---           | ---           | ---           | ---           | 2 L/min -EE       |
| Pulse Oximetry Type     | ---           | ---           | ---           | ---           | Continuous -EE    |
| Respiratory Assessment  |               |               |               |               |                   |
| Bilateral Breath Sounds | ---           | ---           | ---           | ---           | Diminished -EE    |

| Row Name       | 06/19/18 1900 | 06/19/18 1800 | 06/19/18 1700 | 06/19/18 1644         | 06/19/18 1600 |
|----------------|---------------|---------------|---------------|-----------------------|---------------|
| Vitals         |               |               |               |                       |               |
| BP             | 133/61 -EE    | 128/56 -JI    | 132/52 -JI    | ---                   | 134/58 -JI    |
| Temp           | ---           | ---           | ---           | 97.9 °F (36.6 °C) -FT | ---           |
| Temp src       | ---           | ---           | ---           | Oral -FT              | ---           |
| Pulse          | 64 -EE        | 61 -JI        | 59 -JI        | ---                   | 58 -JI        |
| Resp           | 19 -EE        | 25 -JI        | 21 -JI        | ---                   | 20 -JI        |
| Oxygen Therapy |               |               |               |                       |               |
| SpO2           | 94 % -EE      | 92 % -JI      | 96 % -JI      | ---                   | 95 % -JI      |

| Row Name             | 06/19/18 1500 | 06/19/18 1430     | 06/19/18 1428         | 06/19/18 1335 | 06/19/18 1330 |
|----------------------|---------------|-------------------|-----------------------|---------------|---------------|
| Vitals               |               |                   |                       |               |               |
| BP                   | 130/51 -JI    | 142/60 -JI        | ---                   | 123/59 -LFA   | 128/55 -LFA   |
| Temp                 | ---           | ---               | 97.7 °F (36.5 °C) -FT | ---           | ---           |
| Temp src             | ---           | ---               | Oral -FT              | ---           | ---           |
| Pulse                | 56 -JI        | 57 -JI            | ---                   | 54 -LFA       | 54 -LFA       |
| Resp                 | 22 -JI        | 19 -JI            | ---                   | 22 -LFA       | 19 -LFA       |
| Oxygen Therapy       |               |                   |                       |               |               |
| SpO2                 | 96 % -JI      | 96 % -JI          | ---                   | 100 % -LFA    | 97 % -LFA     |
| O2 Device            | ---           | Nasal cannula -JI | ---                   | ---           | ---           |
| O2 Flow Rate (L/min) | ---           | 2 L/min -JI       | ---                   | ---           | ---           |
| Pulse Oximetry Type  | ---           | Continuous -JI    | ---                   | ---           | ---           |

| Row Name | 06/19/18 1325  | 06/19/18 1321 | 06/19/18 1118 | 06/19/18 1114 | 06/19/18 1031 |
|----------|----------------|---------------|---------------|---------------|---------------|
| Vitals   |                |               |               |               |               |
| BP       | (I) 95/46 -LFA | 110/53 -CR    | ---           | 123/54 -PM    | ---           |
| Pulse    | 53 -LFA        | 53 -CR        | ---           | 51 -PM        | ---           |
| Resp     | 21 -LFA        | 18 -CR        | ---           | 13 -PM        | ---           |

|                                       |           |          |           |                   |                     |
|---------------------------------------|-----------|----------|-----------|-------------------|---------------------|
| Blood Product Identifiers             |           |          |           |                   |                     |
| Blood Bank ID Number (from Wristband) | ---       | ---      | 90803 -PM | ---               | ---                 |
| Oxygen Therapy                        |           |          |           |                   |                     |
| SpO2                                  | 92 % -LFA | 93 % -CR | ---       | 98 % -PM          | ---                 |
| O2 Device                             | ---       | ---      | ---       | Nasal cannula -PM | None (Room air) -JI |
| O2 Flow Rate (L/min)                  | ---       | ---      | ---       | 3 L/min -PM       | ---                 |

| Row Name                | 06/19/18 1000  | 06/19/18 0900  | 06/19/18 0808  | 06/19/18 0800       | 06/19/18 0700 |
|-------------------------|----------------|----------------|----------------|---------------------|---------------|
| Vitals                  |                |                |                |                     |               |
| BP                      | (I) 124/49 -JI | (I) 119/44 -JI | (I) 126/47 -JI | (I) 126/47 -JI      | 143/52 -JI    |
| Temp                    | ---            | ---            | ---            | 98.6 °F (37 °C) -DF | ---           |
| Temp src                | ---            | ---            | ---            | Oral -DF            | ---           |
| Pulse                   | 50 -JI         | 51 -JI         | 55 -JI         | 56 -JI              | 63 -JI        |
| Resp                    | 20 -JI         | 18 -JI         | ---            | 18 -JI              | 18 -JI        |
| Oxygen Therapy          |                |                |                |                     |               |
| SpO2                    | 92 % -JI       | 95 % -JI       | ---            | 97 % -JI            | 96 % -JI      |
| O2 Device               | ---            | ---            | ---            | Nasal cannula -JI   | ---           |
| O2 Flow Rate (L/min)    | ---            | ---            | ---            | 2 L/min -JI         | ---           |
| Pulse Oximetry Type     | ---            | ---            | ---            | Continuous -JI      | ---           |
| Respiratory Assessment  |                |                |                |                     |               |
| Bilateral Breath Sounds | ---            | ---            | ---            | Diminished -JI      | ---           |

| Row Name | 06/19/18 0600  | 06/19/18 0500  | 06/19/18 0400 | 06/19/18 0300 | 06/19/18 0200 |
|----------|----------------|----------------|---------------|---------------|---------------|
| Vitals   |                |                |               |               |               |
| BP       | (I) 109/40 -RM | (I) 124/49 -RM | 127/55 -RM    | 120/59 -RM    | 113/50 -RM    |



WS Kennestone Hospital  
677 Church Street  
Marietta GA 30060-1101  
Inpatient Record

Maurice, Eugene George  
MRN: 561253820, DOB: 1/2/1949, Sex: M  
Adm: 6/17/2018, D/C: 6/21/2018

**Flowsheets (all recorded) (continued)**

**Blood Administration (continued)**

| Row Name               | 06/19/18 0600 | 06/19/18 0500     | 06/19/18 0400         | 06/19/18 0300     | 06/19/18 0200     |
|------------------------|---------------|-------------------|-----------------------|-------------------|-------------------|
| Temp                   | —             | —                 | 98.2 °F (36.8 °C) -MJ | —                 | —                 |
| Pulse                  | 52 -RM        | 53 -RM            | 55 -RM                | 55 -RM            | 54 -RM            |
| Resp                   | 17 -RM        | 17 -RM            | 20 -RM                | 16 -RM            | 19 -RM            |
| <b>Oxygen Therapy</b>  |               |                   |                       |                   |                   |
| SpO2                   | 94 % -RM      | 96 % -RM          | 98 % -RM              | 92 % -RM          | 93 % -RM          |
| O2 Device              | —             | Nasal cannula -RM | Nasal cannula -RM     | Nasal cannula -RM | Nasal cannula -RM |
| Pulse Oximetry Type    | —             | Continuous -RM    | Continuous -RM        | Continuous -RM    | Continuous -RM    |
| SpO2 Alarm Limit High  | —             | 100 -RM           | 100 -RM               | 100 -RM           | 100 -RM           |
| SpO2 Alarm Limit Low   | —             | 90 -RM            | 90 -RM                | 90 -RM            | 90 -RM            |
| POX Probe Site Changed | —             | No -RM            | No -RM                | No -RM            | No -RM            |

| Row Name               | 06/19/18 0100     | 06/19/18 0000         | 06/18/18 2300     | 06/18/18 2200     | 06/18/18 2100     |
|------------------------|-------------------|-----------------------|-------------------|-------------------|-------------------|
| <b>Vitals</b>          |                   |                       |                   |                   |                   |
| BP                     | (I) 109/44 -RM    | (I) 123/43 -RM        | 127/59 -RM        | —                 | —                 |
| Temp                   | —                 | 98.1 °F (36.7 °C) -MJ | —                 | —                 | —                 |
| Pulse                  | 53 -RM            | 56 -RM                | 59 -RM            | 55 -RM            | 56 -RM            |
| Resp                   | 19 -RM            | 21 -RM                | 20 -RM            | 21 -RM            | 21 -RM            |
| <b>Oxygen Therapy</b>  |                   |                       |                   |                   |                   |
| SpO2                   | 92 % -RM          | 94 % -RM              | 97 % -RM          | 99 % -RM          | 99 % -RM          |
| O2 Device              | Nasal cannula -RM | Nasal cannula -RM     | Nasal cannula -RM | Nasal cannula -RM | Nasal cannula -RM |
| Pulse Oximetry Type    | Continuous -RM    | Continuous -RM        | Continuous -RM    | Continuous -RM    | Continuous -RM    |
| SpO2 Alarm Limit High  | 100 -RM           | 100 -RM               | 100 -RM           | 100 -RM           | 100 -RM           |
| SpO2 Alarm Limit Low   | 90 -RM            | 90 -RM                | 90 -RM            | 90 -RM            | 90 -RM            |
| POX Probe Site Changed | No -RM            | No -RM                | No -RM            | No -RM            | No -RM            |

| Row Name                              | 06/18/18 2000         | 06/18/18 1900     | 06/18/18 1800 | 06/18/18 1727         | 06/18/18 1600 |
|---------------------------------------|-----------------------|-------------------|---------------|-----------------------|---------------|
| <b>Vitals</b>                         |                       |                   |               |                       |               |
| BP                                    | —                     | —                 | 132/60 -RM    | —                     | 142/57 -JI    |
| Temp                                  | 98.4 °F (36.9 °C) -MJ | —                 | —             | 98.1 °F (36.7 °C) -JD | —             |
| Temp src                              | —                     | —                 | —             | Oral -JD              | —             |
| Pulse                                 | 56 -RM                | 56 -RM            | 56 -RM        | —                     | 52 -JI        |
| Resp                                  | 22 -RM                | 22 -RM            | 20 -RM        | —                     | 20 -JI        |
| <b>Suspected Transfusion Reaction</b> |                       |                   |               |                       |               |
| Blood Specimen Collection             | Unit -RM              | —                 | —             | —                     | —             |
| <b>Oxygen Therapy</b>                 |                       |                   |               |                       |               |
| SpO2                                  | 96 % -RM              | (I) 89 % -RM      | 94 % -RM      | —                     | (I) 87 % -JI  |
| O2 Device                             | Nasal cannula -RM     | Nasal cannula -RM | —             | —                     | —             |
| Pulse Oximetry Type                   | Continuous -RM        | Continuous -RM    | —             | —                     | —             |
| SpO2 Alarm Limit High                 | 100 -RM               | 100 -RM           | —             | —                     | —             |
| SpO2 Alarm Limit Low                  | 90 -RM                | 90 -RM            | —             | —                     | —             |
| POX Probe Site Changed                | No -RM                | No -RM            | —             | —                     | —             |
| <b>Respiratory Assessment</b>         |                       |                   |               |                       |               |
| Bilateral Breath Sounds               | Diminished -RM        | —                 | —             | —                     | —             |
| R Breath Sounds                       | Diminished -RM        | —                 | —             | —                     | —             |
| L Breath Sounds                       | Diminished -RM        | —                 | —             | —                     | —             |

| Row Name              | 06/18/18 1500 | 06/18/18 1400 | 06/18/18 1300  | 06/18/18 1230         | 06/18/18 1200 |
|-----------------------|---------------|---------------|----------------|-----------------------|---------------|
| <b>Vitals</b>         |               |               |                |                       |               |
| BP                    | 151/56 -JI    | 134/53 -JI    | (I) 130/45 -JI | —                     | 140/56 -JI    |
| Temp                  | —             | —             | —              | 97.7 °F (36.5 °C) -JD | —             |
| Temp src              | —             | —             | —              | Oral -JD              | —             |
| Pulse                 | 54 -JI        | 58 -JI        | 57 -JI         | —                     | 52 -JI        |
| Resp                  | 18 -JI        | 19 -JI        | 15 -JI         | —                     | 18 -JI        |
| <b>Oxygen Therapy</b> |               |               |                |                       |               |
| SpO2                  | 95 % -JI      | 91 % -JI      | 93 % -JI       | —                     | —             |

| Row Name      | 06/18/18 1100  | 06/18/18 1000 | 06/18/18 0900 | 06/18/18 0831         | 06/18/18 0800  |
|---------------|----------------|---------------|---------------|-----------------------|----------------|
| <b>Vitals</b> |                |               |               |                       |                |
| BP            | (I) 128/46 -JI | 131/52 -JI    | 137/54 -JI    | —                     | (I) 123/49 -JI |
| Temp          | —              | —             | —             | 97.8 °F (36.6 °C) -JD | —              |

| Row Name      | 06/18/18 1100  | 06/18/18 1000 | 06/18/18 0900 | 06/18/18 0831         | 06/18/18 0800  |
|---------------|----------------|---------------|---------------|-----------------------|----------------|
| <b>Vitals</b> |                |               |               |                       |                |
| BP            | (I) 128/46 -JI | 131/52 -JI    | 137/54 -JI    | —                     | (I) 123/49 -JI |
| Temp          | —              | —             | —             | 97.8 °F (36.6 °C) -JD | —              |

| Row Name      | 06/18/18 1100  | 06/18/18 1000 | 06/18/18 0900 | 06/18/18 0831         | 06/18/18 0800  |
|---------------|----------------|---------------|---------------|-----------------------|----------------|
| <b>Vitals</b> |                |               |               |                       |                |
| BP            | (I) 128/46 -JI | 131/52 -JI    | 137/54 -JI    | —                     | (I) 123/49 -JI |
| Temp          | —              | —             | —             | 97.8 °F (36.6 °C) -JD | —              |

| Row Name      | 06/18/18 1100  | 06/18/18 1000 | 06/18/18 0900 | 06/18/18 0831         | 06/18/18 0800  |
|---------------|----------------|---------------|---------------|-----------------------|----------------|
| <b>Vitals</b> |                |               |               |                       |                |
| BP            | (I) 128/46 -JI | 131/52 -JI    | 137/54 -JI    | —                     | (I) 123/49 -JI |
| Temp          | —              | —             | —             | 97.8 °F (36.6 °C) -JD | —              |





WS Kennestone Hospital  
677 Church Street  
Marietta GA 30060-1101  
Inpatient Record

Maurice, Eugene George  
MRN: 561253820, DOB: 1/2/1949, Sex: M  
Adm: 6/17/2018, D/C: 6/21/2018

**Flowsheets (all recorded) (continued)**

**Blood Administration (continued)**

| Row Name                      | 06/18/18 1100 | 06/18/18 1000 | 06/18/18 0900 | 06/18/18 0831 | 06/18/18 0800     |
|-------------------------------|---------------|---------------|---------------|---------------|-------------------|
| Temp src                      | ---           | ---           | ---           | Oral -JD      | ---               |
| Pulse                         | 50 -Jl        | 51 -Jl        | (!) 49 -Jl    | ---           | (!) 48 -Jl        |
| Resp                          | 17 -Jl        | 16 -Jl        | 16 -Jl        | ---           | 17 -Jl            |
| <b>Oxygen Therapy</b>         |               |               |               |               |                   |
| SpO2                          | 97 % -Jl      | 98 % -Jl      | 100 % -Jl     | ---           | 91 % -Jl          |
| O2 Device                     | ---           | ---           | ---           | ---           | Nasal cannula -Jl |
| O2 Flow Rate (L/min)          | ---           | ---           | ---           | ---           | 5 L/min -Jl       |
| Pulse Oximetry Type           | ---           | ---           | ---           | ---           | Continuous -Jl    |
| <b>Respiratory Assessment</b> |               |               |               |               |                   |
| Bilateral Breath Sounds       | ---           | ---           | ---           | ---           | Diminished -Jl    |

| Row Name                      | 06/18/18 0700  | 06/18/18 0600         | 06/18/18 0500          | 06/18/18 0445       | 06/18/18 0400        |
|-------------------------------|----------------|-----------------------|------------------------|---------------------|----------------------|
| <b>Vitals</b>                 |                |                       |                        |                     |                      |
| Pre, During, Post Vital Signs | ---            | 1st HR -RM            | 15 min after start -RM | Pre-Transfusion -RM | Post Transfusion -RM |
| BP                            | (!) 115/49 -Jl | (!) 126/48 -RM        | 122/52 -RM             | 120/52 -RM          | 117/50 -RM           |
| Temp                          | ---            | 98.2 °F (36.8 °C) -RM | ---                    | 98.6 °F (37 °C) -RM | ---                  |
| Temp src                      | ---            | Axillary -RM          | ---                    | Axillary -RM        | ---                  |
| Pulse                         | (!) 46 -Jl     | (!) 46 -RM            | (!) 47 -RM             | (!) 47 -RM          | (!) 49 -RM           |
| Resp                          | 17 -Jl         | 13 -RM                | 18 -RM                 | 18 -RM              | 19 -RM               |

**Blood Product Identifiers**

|                                       |     |     |     |           |     |
|---------------------------------------|-----|-----|-----|-----------|-----|
| Blood Bank ID Number (from Wristband) | --- | --- | --- | 90803 -RM | --- |
|---------------------------------------|-----|-----|-----|-----------|-----|

**TRANSFUSE RED BLOOD CELLS**

|                        |     |  |     |   |     |
|------------------------|-----|--|-----|---|-----|
| Transfusion Start Date | --- | ---  | --- | 06/18/18 -RM  | --- |
| Rate                   | --- | *0 There are multiple administrations at this time. Please see the MAR for detailed information. -RM | --- | * There are multiple administrations at this time. Please see the MAR for detailed information. -RM | --- |
| Completed Volume       | --- | 500 -RM  | --- | ---   | --- |
| Suspected Reaction?    | --- | No -RM   | --- | No -RM  | --- |

**Oxygen Therapy**

|                        |          |                   |                   |                   |                   |
|------------------------|----------|-------------------|-------------------|-------------------|-------------------|
| SpO2                   | 95 % -Jl | 97 % -RM          | 97 % -RM          | ---               | 97 % -RM          |
| O2 Device              | ---      | Nasal cannula -RM | Nasal cannula -RM | Nasal cannula -RM | Nasal cannula -RM |
| Pulse Oximetry Type    | ---      | Continuous -RM    | Continuous -RM    | Continuous -RM    | Continuous -RM    |
| SpO2 Alarm Limit High  | ---      | 100 -RM           | 100 -RM           | ---               | 100 -RM           |
| SpO2 Alarm Limit Low   | ---      | 90 -RM            | 90 -RM            | ---               | 90 -RM            |
| POX Probe Site Changed | ---      | No -RM            | No -RM            | ---               | No -RM            |

| Row Name                      | 06/18/18 0300  | 06/18/18 0200  | 06/18/18 0115          | 06/18/18 0100 | 06/18/18 0051         |
|-------------------------------|----------------|----------------|------------------------|---------------|-----------------------|
| <b>Vitals</b>                 |                |                |                        |               |                       |
| Pre, During, Post Vital Signs | 2nd HR -RM     | 1st HR -RM     | 15 min after start -RM | ---           | Pre-Transfusion -RM   |
| BP                            | (!) 109/43 -RM | (!) 102/39 -RM | ---                    | 123/51 -RM    | 140/52 -RM            |
| Temp                          | ---            | ---            | ---                    | ---           | 98.1 °F (36.7 °C) -RM |
| Temp src                      | ---            | ---            | ---                    | ---           | Oral -RM              |
| Pulse                         | (!) 49 -RM     | 51 -RM         | 54 -RM                 | 57 -RM        | 57 -RM                |
| Resp                          | 18 -RM         | 19 -RM         | 20 -RM                 | 21 -RM        | 20 -RM                |

**Pre-Transfusion Documentation**

|                                |     |     |     |     |                 |
|--------------------------------|-----|-----|-----|-----|-----------------|
| Previous Transfusion Reaction? | --- | --- | --- | --- | No -RM          |
| Pre-Meds Given?                | --- | --- | --- | --- | Yes -RM         |
| Consent Obtained?              | --- | --- | --- | --- | Yes -RM         |
| Education Provided ?           | --- | --- | --- | --- | Yes;Patient -RM |

**Blood Product Identifiers**

|                      |     |     |     |     |   |
|----------------------|-----|-----|-----|-----|---|
| Blood Product Type   | --- | --- | --- | --- | Red blood cells ( packed cells) -RM               |
| Special Requirements | --- | --- | --- | --- | Leukocyte reduced cells;Saline Washed Product -RM |
| Blood Bank ID        | --- | --- | --- | --- | 90803 -RM   |



WS Kennestone Hospital  
677 Church Street  
Marietta GA 30060-1101  
Inpatient Record

Maurice, Eugene George  
MRN: 561253820, DOB: 1/2/1949, Sex: M  
Adm: 6/17/2018, D/C: 6/21/2018

**Flowsheets (all recorded) (continued)**

**Blood Administration (continued)**

| Row Name                         | 06/18/18 0300  | 06/18/18 0200     | 06/18/18 0115 | 06/18/18 0100     | 06/18/18 0051   |
|----------------------------------|--|-------------------|---------------|-------------------|---|
| Number (from Wristband)          |  |                   |               |                   |   |
| Patient Blood Type               | —  | —                 | —             | —                 | O Pos -RM   |
| Donor Blood Type                 | —  | —                 | —             | —                 | O Pos -RM   |
| Expiration Date                  | —  | —                 | —             | —                 | 07/20/18 -RM  |
| Expiration Time                  | —  | —                 | —             | —                 | 2359 -RM  |
| <b>TRANSFUSE RED BLOOD CELLS</b> |  |                   |               |                   |   |
| Transfusion Start Date           | —  | —                 | —             | —                 | 06/18/18 -RM  |
| Rate                             | *0 There are multiple administrations at this time. Please see the MAR for detailed information. -RM | —                 | —             | —                 | * There are multiple administrations at this time. Please see the MAR for detailed information. -RM |
| Completed Volume                 | 500 -RM  | —                 | —             | —                 | —   |
| Suspected Reaction?              | No -RM   | —                 | —             | —                 | —   |
| <b>Oxygen Therapy</b>            |  |                   |               |                   |   |
| SpO2                             | 92 % -RM   | (I) 87 % -RM      | —             | (I) 88 % -RM      | —   |
| O2 Device                        | Nasal cannula -RM  | Nasal cannula -RM | —             | Nasal cannula -RM | —   |
| O2 Flow Rate (L/min)             | 5 L/min -RM  | 5 L/min -RM       | —             | —                 | —   |
| Pulse Oximetry Type              | Continuous -RM   | Continuous -RM    | —             | Continuous -RM    | —   |
| SpO2 Alarm Limit High            | 100 -RM  | 100 -RM           | —             | 100 -RM           | —   |
| SpO2 Alarm Limit Low             | 90 -RM   | 90 -RM            | —             | 90 -RM            | —   |
| POX Probe Site Changed           | No -RM   | No -RM            | —             | No -RM            | —   |

| Row Name      | 06/18/18 0030 | 06/18/18 0000  | 06/17/18 2300  | 06/17/18 2225       | 06/17/18 2123 |
|---------------|---------------|----------------|----------------|---------------------|---------------|
| <b>Vitals</b> |               |                |                |                     |               |
| BP            | —             | (I) 115/45 -RM | (I) 110/41 -RM | (I) 128/41 -AF      | —             |
| Temp          | —             | —              | —              | 98 °F (36.7 °C) -AF | —             |
| Temp src      | —             | —              | —              | Oral -AF            | —             |
| Pulse         | —             | 55 -RM         | 54 -RM         | 53 -AF              | —             |
| Resp          | —             | 20 -RM         | 17 -RM         | 18 -AF              | —             |

|                                       |              |                   |                   |                   |  |
|---------------------------------------|--------------|-------------------|-------------------|-------------------|--|
| <b>TRANSFUSE RED BLOOD CELLS</b>      |              |                   |                   |                   |  |
| Rate                                  | —            | —                 | —                 | —                 | *0 There are multiple administrations at this time. Please see the MAR for detailed information. -NI |
| <b>TRANSFUSE RED BLOOD CELLS</b>      |              |                   |                   |                   |  |
| Transfusion Start Date                | 06/18/18 -RM | —                 | —                 | —                 | —  |
| <b>Suspected Transfusion Reaction</b> |              |                   |                   |                   |  |
| Blood Specimen Collection             | —            | Unit -RM          | —                 | —                 | —  |
| <b>Oxygen Therapy</b>                 |              |                   |                   |                   |  |
| SpO2                                  | —            | 92 % -RM          | 90 % -RM          | 92 % -AF          | —  |
| O2 Device                             | —            | Nasal cannula -RM | Nasal cannula -RM | Nasal cannula -AF | —  |
| O2 Flow Rate (L/min)                  | —            | —                 | —                 | 2 L/min -AF       | —  |
| Pulse Oximetry Type                   | —            | Continuous -RM    | Continuous -RM    | Continuous -RM    | —  |
| SpO2 Alarm Limit High                 | —            | 100 -RM           | 100 -RM           | 100 -RM           | —  |
| SpO2 Alarm Limit Low                  | —            | 90 -RM            | 90 -RM            | 90 -RM            | —  |
| POX Probe Site Changed                | —            | Yes -RM           | No -RM            | No -RM            | —  |
| <b>Respiratory Assessment</b>         |              |                   |                   |                   |  |
| R Breath Sounds                       | —            | Diminished -RM    | —                 | —                 | —  |
| L Breath Sounds                       | —            | Diminished -RM    | —                 | —                 | —  |

| Row Name                      | 06/17/18 2037         | 06/17/18 1823         | 06/17/18 1738         | 06/17/18 1723 | 06/17/18 1720         |
|-------------------------------|-----------------------|-----------------------|-----------------------|---------------|-----------------------|
| <b>Vitals</b>                 |                       |                       |                       |               |                       |
| Pre, During, Post Vital Signs | —                     | —                     | —                     | —             | Pre-Transfusion -BR   |
| BP                            | 134/59 -BR            | 126/55 -BR            | 132/56 -BR            | —             | 129/53 -BR            |
| Temp                          | 98.2 °F (36.8 °C) -BR | 98.2 °F (36.8 °C) -BR | 98.2 °F (36.8 °C) -BR | —             | 98.2 °F (36.8 °C) -BR |
| Temp src                      | Oral -BR              | Oral -BR              | Oral -BR              | —             | Oral -BR              |
| Pulse                         | 57 -BR                | 51 -BR                | 55 -BR                | —             | 55 -BR                |
| Resp                          | 16 -BR                | 18 -BR                | 18 -BR                | —             | 18 -BR                |



WS Kennestone Hospital  
 677 Church Street  
 Marietta GA 30060-1101  
 Inpatient Record

Maurice, Eugene George  
 MRN: 561253820, DOB: 1/2/1949, Sex: M  
 Adm: 6/17/2018, D/C: 6/21/2018

**Flowsheets (all recorded) (continued)**

**Blood Administration (continued)**

| Row Name                              | 06/17/18 2037         | 06/17/18 1823        | 06/17/18 1738         | 06/17/18 1723   | 06/17/18 1720                       |
|---------------------------------------|-----------------------|----------------------|-----------------------|---|-------------------------------------|
| <b>Pre-Transfusion Documentation</b>  |                       |                      |                       |   |                                     |
| Previous Transfusion Reaction?        | ---                   | ---                  | ---                   | ---   | No -BR                              |
| Consent Obtained?                     | ---                   | ---                  | ---                   | ---   | Yes -BR                             |
| Education Provided ?                  | ---                   | ---                  | ---                   | ---   | Yes -BR                             |
| <b>Blood Product Identifiers</b>      |                       |                      |                       |   |                                     |
| Blood Product Type                    | ---                   | ---                  | ---                   | ---   | Red blood cells ( packed cells) -BR |
| Special Requirements                  | ---                   | ---                  | ---                   | ---   | None -BR                            |
| Blood Bank ID Number (from Wristband) | ---                   | ---                  | ---                   | r90803 -BR  | r90803 -BR                          |
| Patient Blood Type                    | ---                   | ---                  | ---                   | ---   | O Pos -BR                           |
| Donor Blood Type                      | ---                   | ---                  | ---                   | ---   | O Pos -BR                           |
| Expiration Date                       | ---                   | ---                  | ---                   | ---   | 07/20/18 -BR                        |
| Expiration Time                       | ---                   | ---                  | ---                   | ---   | 2359 -BR                            |
| <b>TRANSFUSE RED BLOOD CELLS</b>      |                       |                      |                       |   |                                     |
| Transfusion Start Date                | ---                   | ---                  | ---                   | ---   | 06/17/18 -BR                        |
| Rate                                  | ---                   | ---                  | ---                   | * There are multiple administrations at this time. Please see the MAR for detailed information. -BR | ---                                 |
| Completed Volume                      | ---                   | ---                  | ---                   | ---   | 350 -BR                             |
| Line                                  | ---                   | ---                  | ---                   | [REMOVED] Peripheral IV 06/17/18 20 G Right Antecubital -BR   | ---                                 |
| <b>Oxygen Therapy</b>                 |                       |                      |                       |   |                                     |
| SpO2                                  | 100 % -BR             | 100 % -BR            | 100 % -BR             | ---   | ---                                 |
| O2 Device                             | ---                   | None (Room air) -BR  | None (Room air) -BR   | ---   | ---                                 |
| <b>Row Name</b>                       | <b>06/17/18 1708</b>  | <b>06/17/18 1538</b> | <b>06/17/18 1537</b>  | <b>06/17/18 1502</b>  | <b>06/17/18 1437</b>                |
| <b>Vitals</b>                         |                       |                      |                       |   |                                     |
| BP                                    | (!) 115/49 -BR        | ---                  | 114/51 -RG            | 112/52 -RG  | ---                                 |
| Temp                                  | 97.8 °F (36.6 °C) -BR | ---                  | 97.8 °F (36.6 °C) -RG | 97.7 °F (36.5 °C) -RG   | ---                                 |
| Temp src                              | Oral -BR              | ---                  | ---                   | Oral -RG  | ---                                 |
| Pulse                                 | 55 -BR                | ---                  | 55 -RG                | 54 -RG  | 56 -NS                              |
| Resp                                  | 18 -BR                | ---                  | 22 -RG                | 25 -RG  | ---                                 |
| <b>Oxygen Therapy</b>                 |                       |                      |                       |   |                                     |
| SpO2                                  | 100 % -BR             | ---                  | ---                   | 100 % -RG   | 98 % -NS                            |
| O2 Device                             | None (Room air) -BR   | None (Room air) -RG  | ---                   | None (Room air) -RG   | ---                                 |
| Pulse Oximetry Type                   | ---                   | ---                  | ---                   | Continuous -RG  | ---                                 |
| <b>Respiratory Assessment</b>         |                       |                      |                       |   |                                     |
| Bilateral Breath Sounds               | ---                   | Diminished -RG       | ---                   | ---   | ---                                 |



WS Kennestone Hospital  
677 Church Street  
Marietta GA 30060-1101  
Inpatient Record

Maurice, Eugene George  
MRN: 561253820, DOB: 1/2/1949, Sex: M  
Adm: 6/17/2018, D/C: 6/21/2018

**Flowsheets (all recorded)**

**Height/Weight**

| Row Name      | 06/18/18 0600                   | 06/17/18 2225                    | 06/17/18 1535        |
|---------------|---------------------------------|----------------------------------|----------------------|
| <b>Height</b> |                                 |                                  |                      |
| Height        | —                               | 67" (1.702 m) -AF                | —                    |
| <b>Weight</b> |                                 |                                  |                      |
| Weight        | 104.9 kg (231 lb 4.2 oz)<br>-RM | 103.4 kg (227 lb 15.3 oz)<br>-AF | 95.3 kg (210 lb) -RG |
| Weight Method | Actual -RM                      | Actual -AF                       | Stated -RG           |





WS Kennestone Hospital  
677 Church Street  
Marietta GA 30060-1101  
Inpatient Record

Maurice, Eugene George  
MRN: 561253820, DOB: 1/2/1949, Sex: M  
Adm: 6/17/2018, D/C: 6/21/2018

---

**Flowsheets (all recorded)**

**ED Admit/Obs Reviewed**

---

| Row Name                         | 06/17/18 1823 |
|----------------------------------|---------------|
| Case Manager Contact Information |               |
| ED Admit/Obs Reviewed?           | Yes IP -BA    |

---



WS Kennestone Hospital  
677 Church Street  
Marietta GA 30060-1101  
Inpatient Record

Maurice, Eugene George  
MRN: 561253820, DOB: 1/2/1949, Sex: M  
Adm: 6/17/2018, D/C: 6/21/2018

Flowsheets (all recorded)

ED Sepsis Screen

| Row Name                 | 06/21/18 11:36:09                | 06/21/18 07:35:36              | 06/21/18 04:07:21              | 06/20/18 23:57:07                | 06/20/18 19:43:22                |
|--------------------------|----------------------------------|--------------------------------|--------------------------------|----------------------------------|----------------------------------|
| Vital sign parameters    |                                  |                                |                                |                                  |                                  |
| BP                       | 123/59 -DI (r) CI (t)            | 137/64 -DI (r) CI (t)          | 121/58 -DI (r) TW (t)          | 124/53 -DI (r) TW (t)            | 113/55 -DI (r) TW (t)            |
| Pulse                    | 60 -DI (r) CI (t)                | 62 -DI (r) CI (t)              | 63 -DI (r) TW (t)              | 109 -DI (r) TW (t)               | 66 -DI (r) TW (t)                |
| Calculated MAP           | 80.33 -DI (r) CI (t)             | 88.33 -DI (r) CI (t)           | 79 -DI (r) TW (t)              | 76.67 -DI (r) TW (t)             | 74.33 -DI (r) TW (t)             |
| Resp                     | 18 -CI                           | 18 -CI                         | 18 -DI (r) TW (t)              | 16 -DI (r) TW (t)                | 16 -DI (r) TW (t)                |
| Temp                     | 98.5 °F (36.9 °C) -DI (r) CI (t) | 98 °F (36.7 °C) -DI (r) CI (t) | 98 °F (36.7 °C) -DI (r) TW (t) | 98.4 °F (36.9 °C) -DI (r) TW (t) | 98.2 °F (36.8 °C) -DI (r) TW (t) |
| Vitals Sepsis Risk Score | 0 -CI                            | 0 -CI                          | 0 -DI (r) TW (t)               | 1 -DI (r) TW (t)                 | 0 -DI (r) TW (t)                 |
| Vital Signs              |                                  |                                |                                |                                  |                                  |
| Automatic Restart        | Yes -CI                          | Yes -CI                        | Yes -DI (r) TW (t)             | Yes -DI (r) TW (t)               | Yes -DI (r) TW (t)               |
| Vitals Timer             |                                  |                                |                                |                                  |                                  |

| Row Name                 | 06/20/18 15:50:04                | 06/20/18 14:02:02                | 06/20/18 1000 | 06/20/18 0909  | 06/20/18 0900  |
|--------------------------|----------------------------------|----------------------------------|---------------|----------------|----------------|
| Vital sign parameters    |                                  |                                  |               |                |                |
| BP                       | 154/80 -DI (r) LF (t)            | 104/66 -DI (r) LF (t)            | 122/54 -DG    | (I) 122/49 -DG | (I) 122/49 -DG |
| Pulse                    | 62 -DI (r) LF (t)                | 61 -DI (r) LF (t)                | 61 -DG        | 59 -DG         | 60 -DG         |
| Calculated MAP           | 104.67 -DI (r) LF (t)            | 78.67 -DI (r) LF (t)             | 76.67 -DG     | 73.33 -DG      | 73.33 -DG      |
| Resp                     | 17 -DI (r) LF (t)                | —                                | 18 -DG        | —              | 17 -DG         |
| Temp                     | 98.3 °F (36.8 °C) -DI (r) LF (t) | 98.2 °F (36.8 °C) -DI (r) LF (t) | —             | —              | —              |
| Vitals Sepsis Risk Score | 0 -DI (r) LF (t)                 | —                                | —             | —              | —              |
| MAP (mmHg)               | —                                | —                                | 71 mm Hg -DG  | —              | 68 mm Hg -DG   |
| Vital Signs              |                                  |                                  |               |                |                |
| Automatic Restart        | Yes -DI (r) LF (t)               | —                                | Yes -DG       | —              | Yes -DG        |
| Vitals Timer             |                                  |                                  |               |                |                |

| Row Name                 | 06/20/18 0800 | 06/20/18 0730         | 06/20/18 0600 | 06/20/18 0500 | 06/20/18 0400       |
|--------------------------|---------------|-----------------------|---------------|---------------|---------------------|
| Vital sign parameters    |               |                       |               |               |                     |
| BP                       | 138/62 -DG    | —                     | 129/57 -EE    | 130/50 -EE    | 119/51 -EE          |
| Pulse                    | 58 -DG        | —                     | 59 -EE        | 57 -EE        | 56 -EE              |
| Calculated MAP           | 87.33 -DG     | —                     | 81 -EE        | 76.67 -EE     | 73.67 -EE           |
| Resp                     | 18 -DG        | —                     | 20 -EE        | 20 -EE        | 19 -EE              |
| Temp                     | —             | 98.3 °F (36.8 °C) -HT | —             | —             | 98 °F (36.7 °C) -JP |
| Vitals Sepsis Risk Score | —             | —                     | —             | —             | 0 -JP               |
| MAP (mmHg)               | 81 mm Hg -DG  | —                     | 74 mm Hg -EE  | 70 mm Hg -EE  | 67 mm Hg -EE        |
| Vital Signs              |               |                       |               |               |                     |
| Automatic Restart        | Yes -DG       | —                     | Yes -EE       | Yes -EE       | Yes -JP             |
| Vitals Timer             |               |                       |               |               |                     |

| Row Name              | 06/20/18 0300 | 06/20/18 0200  | 06/20/18 0000         | 06/19/18 2300 | 06/19/18 2200 |
|-----------------------|---------------|----------------|-----------------------|---------------|---------------|
| Vital sign parameters |               |                |                       |               |               |
| BP                    | 122/58 -EE    | (I) 111/47 -EE | —                     | 128/56 -EE    | 132/51 -EE    |
| Pulse                 | 57 -EE        | 64 -EE         | 59 -EE                | 61 -EE        | 62 -EE        |
| Calculated MAP        | 79.33 -EE     | 68.33 -EE      | —                     | 80 -EE        | 78 -EE        |
| Resp                  | 21 -EE        | 16 -EE         | 22 -EE                | 21 -EE        | 22 -EE        |
| Temp                  | —             | —              | 97.5 °F (36.4 °C) -JP | —             | —             |
| MAP (mmHg)            | 73 mm Hg -EE  | 62 mm Hg -EE   | —                     | —             | 73 mm Hg -EE  |
| Vital Signs           |               |                |                       |               |               |
| Automatic Restart     | Yes -EE       | Yes -EE        | Yes -EE               | Yes -EE       | Yes -EE       |
| Vitals Timer          |               |                |                       |               |               |

| Row Name                 | 06/19/18 2100 | 06/19/18 2000         | 06/19/18 1900 | 06/19/18 1800 | 06/19/18 1700 |
|--------------------------|---------------|-----------------------|---------------|---------------|---------------|
| Vital sign parameters    |               |                       |               |               |               |
| BP                       | 130/60 -EE    | 135/58 -EE            | 133/61 -EE    | 128/56 -JI    | 132/52 -JI    |
| Pulse                    | 61 -EE        | 63 -EE                | 64 -EE        | 61 -JI        | 59 -JI        |
| Calculated MAP           | 83.33 -EE     | 83.67 -EE             | 85 -EE        | 80 -JI        | 78.67 -JI     |
| Resp                     | 16 -EE        | 21 -EE                | 19 -EE        | 25 -JI        | 21 -JI        |
| Temp                     | —             | 98.4 °F (36.9 °C) -JP | —             | —             | —             |
| Vitals Sepsis Risk Score | —             | 1 -JP                 | —             | —             | —             |
| MAP (mmHg)               | 77 mm Hg -EE  | 76 mm Hg -EE          | 77 mm Hg -EE  | 72 mm Hg -JI  | 73 mm Hg -JI  |
| Vital Signs              |               |                       |               |               |               |
| Automatic Restart        | Yes -EE       | Yes -JP               | Yes -EE       | Yes -JI       | Yes -JI       |
| Vitals Timer             |               |                       |               |               |               |



WS Kennestone Hospital  
677 Church Street  
Marietta GA 30060-1101  
Inpatient Record

Maurice, Eugene George  
MRN: 561253820, DOB: 1/2/1949, Sex: M  
Adm: 6/17/2018, D/C: 6/21/2018

Flowsheets (all recorded) (continued)

ED Sepsis Screen (continued)

| Row Name                 | 06/19/18 2100         | 06/19/18 2000         | 06/19/18 1900         | 06/19/18 1800       | 06/19/18 1700         |
|--------------------------|-----------------------|-----------------------|-----------------------|---------------------|-----------------------|
| Vitals Timer             |                       |                       |                       |                     |                       |
| Row Name                 | 06/19/18 1644         | 06/19/18 1600         | 06/19/18 1500         | 06/19/18 1430       | 06/19/18 1428         |
| Vital sign parameters    |                       |                       |                       |                     |                       |
| BP                       | —                     | 134/58 -JI            | 130/51 -JI            | 142/60 -JI          | —                     |
| Pulse                    | —                     | 58 -JI                | 56 -JI                | 57 -JI              | —                     |
| Calculated MAP           | —                     | 83.33 -JI             | 77.33 -JI             | 87.33 -JI           | —                     |
| Resp                     | —                     | 20 -JI                | 22 -JI                | 19 -JI              | —                     |
| Temp                     | 97.9 °F (36.6 °C) -FT | —                     | —                     | —                   | 97.7 °F (36.5 °C) -FT |
| MAP (mmHg)               | —                     | 76 mm Hg -JI          | 69 mm Hg -JI          | 82 mm Hg -JI        | —                     |
| Vital Signs              |                       |                       |                       |                     |                       |
| Automatic Restart        | —                     | Yes -JI               | Yes -JI               | Yes -JI             | —                     |
| Vitals Timer             | —                     | —                     | —                     | —                   | —                     |
| Row Name                 | 06/19/18 1335         | 06/19/18 1330         | 06/19/18 1325         | 06/19/18 1321       | 06/19/18 1114         |
| Vital sign parameters    |                       |                       |                       |                     |                       |
| BP                       | 123/59 -LFA           | 128/55 -LFA           | (I) 95/46 -LFA        | 110/53 -CR          | 123/54 -PM            |
| Pulse                    | 54 -LFA               | 54 -LFA               | 53 -LFA               | 53 -CR              | 51 -PM                |
| Calculated MAP           | 80.33 -LFA            | 79.33 -LFA            | (I) 62.33 -LFA        | 72 -CR              | 77 -PM                |
| Resp                     | 22 -LFA               | 19 -LFA               | 21 -LFA               | 18 -CR              | 13 -PM                |
| Vital Signs              |                       |                       |                       |                     |                       |
| Automatic Restart        | Yes -LFA              | Yes -LFA              | Yes -LFA              | Yes -CR             | Yes -PM               |
| Vitals Timer             | —                     | —                     | —                     | —                   | —                     |
| Row Name                 | 06/19/18 1000         | 06/19/18 0900         | 06/19/18 0808         | 06/19/18 0800       | 06/19/18 0700         |
| Vital sign parameters    |                       |                       |                       |                     |                       |
| BP                       | (I) 124/49 -JI        | (I) 119/44 -JI        | (I) 126/47 -JI        | (I) 126/47 -JI      | 143/52 -JI            |
| Pulse                    | 50 -JI                | 51 -JI                | 55 -JI                | 56 -JI              | 63 -JI                |
| Calculated MAP           | 74 -JI                | 69 -JI                | 73.33 -JI             | 73.33 -JI           | 82.33 -JI             |
| Resp                     | 20 -JI                | 18 -JI                | —                     | 18 -JI              | 18 -JI                |
| Temp                     | —                     | —                     | —                     | 98.6 °F (37 °C) -DF | —                     |
| Vitals Sepsis Risk Score | —                     | —                     | —                     | 0 -DF               | —                     |
| MAP (mmHg)               | 68 mm Hg -JI          | 62 mm Hg -JI          | —                     | 66 mm Hg -JI        | 76 mm Hg -JI          |
| Vital Signs              |                       |                       |                       |                     |                       |
| Automatic Restart        | Yes -JI               | Yes -JI               | —                     | Yes -DF             | Yes -JI               |
| Vitals Timer             | —                     | —                     | —                     | —                   | —                     |
| Row Name                 | 06/19/18 0600         | 06/19/18 0500         | 06/19/18 0400         | 06/19/18 0300       | 06/19/18 0200         |
| Vital sign parameters    |                       |                       |                       |                     |                       |
| BP                       | (I) 109/40 -RM        | (I) 124/49 -RM        | 127/55 -RM            | 120/59 -RM          | 113/50 -RM            |
| Pulse                    | 52 -RM                | 53 -RM                | 55 -RM                | 55 -RM              | 54 -RM                |
| Calculated MAP           | (I) 63 -RM            | 74 -RM                | 79 -RM                | 79.33 -RM           | 71 -RM                |
| Resp                     | 17 -RM                | 17 -RM                | 20 -RM                | 16 -RM              | 19 -RM                |
| Temp                     | —                     | —                     | 98.2 °F (36.8 °C) -MJ | —                   | —                     |
| Vitals Sepsis Risk Score | —                     | —                     | 0 -MJ                 | —                   | —                     |
| MAP (mmHg)               | (I) 56 mm Hg -RM      | 68 mm Hg -RM          | 73 mm Hg -RM          | 73 mm Hg -RM        | 62 mm Hg -RM          |
| Vital Signs              |                       |                       |                       |                     |                       |
| Automatic Restart        | Yes -RM               | Yes -RM               | Yes -MJ               | Yes -RM             | Yes -RM               |
| Vitals Timer             | —                     | —                     | —                     | —                   | —                     |
| Row Name                 | 06/19/18 0100         | 06/19/18 0000         | 06/18/18 2300         | 06/18/18 2200       | 06/18/18 2100         |
| Vital sign parameters    |                       |                       |                       |                     |                       |
| BP                       | (I) 109/44 -RM        | (I) 123/43 -RM        | 127/59 -RM            | —                   | —                     |
| Pulse                    | 53 -RM                | 56 -RM                | 59 -RM                | 55 -RM              | 56 -RM                |
| Calculated MAP           | 65.67 -RM             | 69.67 -RM             | 81.67 -RM             | —                   | —                     |
| Resp                     | 19 -RM                | 21 -RM                | 20 -RM                | 21 -RM              | 21 -RM                |
| Temp                     | —                     | 98.1 °F (36.7 °C) -MJ | —                     | —                   | —                     |
| Vitals Sepsis Risk Score | —                     | 1 -RM                 | —                     | —                   | —                     |
| MAP (mmHg)               | 61 mm Hg -RM          | 61 mm Hg -RM          | 75 mm Hg -RM          | —                   | —                     |
| Vital Signs              |                       |                       |                       |                     |                       |
| Automatic Restart        | Yes -RM               | Yes -RM               | Yes -RM               | Yes -RM             | Yes -RM               |
| Vitals Timer             | —                     | —                     | —                     | —                   | —                     |
| Row Name                 | 06/18/18 2000         | 06/18/18 1900         | 06/18/18 1800         | 06/18/18 1727       | 06/18/18 1600         |





WS Kennestone Hospital  
677 Church Street  
Marietta GA 30060-1101  
Inpatient Record

Maurice, Eugene George  
MRN: 561253820, DOB: 1/2/1949, Sex: M  
Adm: 6/17/2018, D/C: 6/21/2018

Flowsheets (all recorded) (continued)

ED Sepsis Screen (continued)

| Row Name              | 06/18/18 2000         | 06/18/18 1900 | 06/18/18 1800 | 06/18/18 1727         | 06/18/18 1600 |
|-----------------------|-----------------------|---------------|---------------|-----------------------|---------------|
| Vital sign parameters |                       |               |               |                       |               |
| BP                    | ---                   | ---           | 132/60 -RM    | ---                   | 142/57 -Jl    |
| Pulse                 | 56 -RM                | 56 -RM        | 56 -RM        | ---                   | 52 -Jl        |
| Calculated MAP        | ---                   | ---           | 84 -RM        | ---                   | 85.33 -Jl     |
| Resp                  | 22 -RM                | 22 -RM        | 20 -RM        | ---                   | 20 -Jl        |
| Temp                  | 98.4 °F (36.9 °C) -MJ | ---           | ---           | 98.1 °F (36.7 °C) -JD | ---           |
| MAP (mmHg)            | ---                   | ---           | 75 mm Hg -RM  | ---                   | 76 mm Hg -Jl  |
| Vital Signs           |                       |               |               |                       |               |
| Automatic Restart     | Yes -RM               | Yes -RM       | Yes -RM       | ---                   | Yes -Jl       |
| Vitals Timer          | ---                   | ---           | ---           | ---                   | ---           |

| Row Name              | 06/18/18 1500 | 06/18/18 1400 | 06/18/18 1300  | 06/18/18 1230         | 06/18/18 1200 |
|-----------------------|---------------|---------------|----------------|-----------------------|---------------|
| Vital sign parameters |               |               |                |                       |               |
| BP                    | 151/56 -Jl    | 134/53 -Jl    | (l) 130/45 -Jl | ---                   | 140/56 -Jl    |
| Pulse                 | 54 -Jl        | 58 -Jl        | 57 -Jl         | ---                   | 52 -Jl        |
| Calculated MAP        | 87.67 -Jl     | 80 -Jl        | 73.33 -Jl      | ---                   | 84 -Jl        |
| Resp                  | 18 -Jl        | 19 -Jl        | 15 -Jl         | ---                   | 18 -Jl        |
| Temp                  | ---           | ---           | ---            | 97.7 °F (36.5 °C) -JD | ---           |
| MAP (mmHg)            | 79 mm Hg -Jl  | 72 mm Hg -Jl  | 65 mm Hg -Jl   | ---                   | 77 mm Hg -Jl  |
| Vital Signs           |               |               |                |                       |               |
| Automatic Restart     | Yes -Jl       | Yes -Jl       | Yes -Jl        | ---                   | Yes -Jl       |
| Vitals Timer          | ---           | ---           | ---            | ---                   | ---           |

| Row Name              | 06/18/18 1100  | 06/18/18 1000 | 06/18/18 0900 | 06/18/18 0831         | 06/18/18 0800  |
|-----------------------|----------------|---------------|---------------|-----------------------|----------------|
| Vital sign parameters |                |               |               |                       |                |
| BP                    | (l) 128/46 -Jl | 131/52 -Jl    | 137/54 -Jl    | ---                   | (l) 123/49 -Jl |
| Pulse                 | 50 -Jl         | 51 -Jl        | (l) 49 -Jl    | ---                   | (l) 48 -Jl     |
| Calculated MAP        | 73.33 -Jl      | 78.33 -Jl     | 81.67 -Jl     | ---                   | 73.67 -Jl      |
| Resp                  | 17 -Jl         | 16 -Jl        | 16 -Jl        | ---                   | 17 -Jl         |
| Temp                  | ---            | ---           | ---           | 97.8 °F (36.6 °C) -JD | ---            |
| MAP (mmHg)            | 66 mm Hg -Jl   | 72 mm Hg -Jl  | 75 mm Hg -Jl  | ---                   | 66 mm Hg -Jl   |
| Vital Signs           |                |               |               |                       |                |
| Automatic Restart     | Yes -Jl        | Yes -Jl       | Yes -Jl       | ---                   | Yes -Jl        |
| Vitals Timer          | ---            | ---           | ---           | ---                   | ---            |

| Row Name                 | 06/18/18 0700  | 06/18/18 0600         | 06/18/18 0500 | 06/18/18 0445       | 06/18/18 0400 |
|--------------------------|----------------|-----------------------|---------------|---------------------|---------------|
| Vital sign parameters    |                |                       |               |                     |               |
| BP                       | (l) 115/49 -Jl | (l) 126/48 -RM        | 122/52 -RM    | 120/52 -RM          | 117/50 -RM    |
| Pulse                    | (l) 46 -Jl     | (l) 46 -RM            | (l) 47 -RM    | (l) 47 -RM          | (l) 49 -RM    |
| Calculated MAP           | 71 -Jl         | 74 -RM                | 75.33 -RM     | 74.67 -RM           | 72.33 -RM     |
| Resp                     | 17 -Jl         | 13 -RM                | 18 -RM        | 18 -RM              | 19 -RM        |
| Temp                     | ---            | 98.2 °F (36.8 °C) -RM | ---           | 98.6 °F (37 °C) -RM | ---           |
| Vitals Sepsis Risk Score | ---            | 0 -RM                 | ---           | 0 -RM               | ---           |
| MAP (mmHg)               | 65 mm Hg -Jl   | 68 mm Hg -RM          | 69 mm Hg -RM  | ---                 | 67 mm Hg -RM  |
| Vital Signs              |                |                       |               |                     |               |
| Automatic Restart        | Yes -Jl        | Yes -RM               | Yes -RM       | Yes -RM             | Yes -RM       |
| Vitals Timer             | ---            | ---                   | ---           | ---                 | ---           |

| Row Name                 | 06/18/18 0300  | 06/18/18 0200    | 06/18/18 0115 | 06/18/18 0100 | 06/18/18 0051         |
|--------------------------|----------------|------------------|---------------|---------------|-----------------------|
| Vital sign parameters    |                |                  |               |               |                       |
| BP                       | (l) 109/43 -RM | (l) 102/39 -RM   | ---           | 123/51 -RM    | 140/52 -RM            |
| Pulse                    | (l) 49 -RM     | 51 -RM           | 54 -RM        | 57 -RM        | 57 -RM                |
| Calculated MAP           | 65 -RM         | (l) 60 -RM       | ---           | 75 -RM        | 81.33 -RM             |
| Resp                     | 18 -RM         | 19 -RM           | 20 -RM        | 21 -RM        | 20 -RM                |
| Temp                     | ---            | ---              | ---           | ---           | 98.1 °F (36.7 °C) -RM |
| Vitals Sepsis Risk Score | ---            | ---              | ---           | ---           | 0 -RM                 |
| MAP (mmHg)               | 60 mm Hg -RM   | (l) 55 mm Hg -RM | ---           | 69 mm Hg -RM  | ---                   |
| Vital Signs              |                |                  |               |               |                       |
| Automatic Restart        | Yes -RM        | Yes -RM          | Yes -RM       | Yes -RM       | Yes -RM               |
| Vitals Timer             | ---            | ---              | ---           | ---           | ---                   |

| Row Name              | 06/18/18 0000  | 06/17/18 2300  | 06/17/18 2225  | 06/17/18 2037 | 06/17/18 1823 |
|-----------------------|----------------|----------------|----------------|---------------|---------------|
| Vital sign parameters |                |                |                |               |               |
| BP                    | (l) 115/45 -RM | (l) 110/41 -RM | (l) 128/41 -AF | 134/59 -BR    | 126/55 -BR    |





WS Kennestone Hospital  
 677 Church Street  
 Marietta GA 30060-1101  
 Inpatient Record

Maurice, Eugene George  
 MRN: 561253820, DOB: 1/2/1949, Sex: M  
 Adm: 6/17/2018, D/C: 6/21/2018

**Flowsheets (all recorded) (continued)**

**ED Sepsis Screen (continued)**

| Row Name                       | 06/18/18 0000 | 06/17/18 2300    | 06/17/18 2225       | 06/17/18 2037         | 06/17/18 1823         |
|--------------------------------|---------------|------------------|---------------------|-----------------------|-----------------------|
| Pulse                          | 55 -RM        | 54 -RM           | 53 -AF              | 57 -BR                | 51 -BR                |
| Calculated MAP                 | 68.33 -RM     | (I) 64 -RM       | 70 -AF              | 84 -BR                | 78.67 -BR             |
| Resp                           | 20 -RM        | 17 -RM           | 18 -AF              | 16 -BR                | 18 -BR                |
| Temp                           | —             | —                | 98 °F (36.7 °C) -AF | 98.2 °F (36.8 °C) -BR | 98.2 °F (36.8 °C) -BR |
| Vitals Sepsis Risk Score       | —             | —                | 0 -AF               | 0 -BR                 | 0 -BR                 |
| MAP (mmHg)                     | 62 mm Hg -RM  | (I) 58 mm Hg -RM | —                   | —                     | —                     |
| <b>Vital Signs</b>             |               |                  |                     |                       |                       |
| Automatic Restart Vitals Timer | Yes -RM       | Yes -RM          | Yes -AF             | Yes -BR               | Yes -BR               |

| Row Name                                    | 06/17/18 1738         | 06/17/18 1720         | 06/17/18 1708         | 06/17/18 1537         | 06/17/18 1502         |
|---|-----------------------|-----------------------|-----------------------|-----------------------|-----------------------|
| <b>Suspicion for infection or exposure?</b> |                       |                       |                       |                       |                       |
| Are rigors present?                         | —                     | —                     | —                     | 0 -RG                 | —                     |
| Is there a suspected infection?             | —                     | —                     | —                     | 0 -RG                 | —                     |
| Mental status change?                       | —                     | —                     | —                     | 0 -RG                 | —                     |
| Suspicion of Infection Sepsis Risk Score    | —                     | —                     | —                     | 0 -RG                 | —                     |
| <b>Vital sign parameters</b>                |                       |                       |                       |                       |                       |
| BP  | 132/56 -BR            | 129/53 -BR            | (I) 115/49 -BR        | 114/51 -RG            | 112/52 -RG            |
| Pulse                                       | 55 -BR                | 55 -BR                | 55 -BR                | 55 -RG                | 54 -RG                |
| Calculated MAP                              | 81.33 -BR             | 78.33 -BR             | 71 -BR                | 72 -RG                | 72 -RG                |
| Resp  | 18 -BR                | 18 -BR                | 18 -BR                | 22 -RG                | 25 -RG                |
| Temp  | 98.2 °F (36.8 °C) -BR | 98.2 °F (36.8 °C) -BR | 97.8 °F (36.6 °C) -BR | 97.8 °F (36.6 °C) -RG | 97.7 °F (36.5 °C) -RG |
| Vitals Sepsis Risk Score                    | 0 -BR                 | 0 -BR                 | 0 -BR                 | 1 -RG                 | 1 -RG                 |
| <b>ED Severe Sepsis Risk Score</b>          |                       |                       |                       |                       |                       |
| ED Sepsis Screen Total Score                | —                     | —                     | —                     | 1 -RG                 | —                     |
| <b>Vital Signs</b>                          |                       |                       |                       |                       |                       |
| Automatic Restart Vitals Timer              | Yes -BR               | Yes -BR               | Yes -BR               | Yes -RG               | Yes -RG               |

| Row Name                     | 06/17/18 1437 |
|------------------------------|---------------|
| <b>Vital sign parameters</b> |               |
| Pulse                        | 56 -NS        |



WS Kennestone Hospital  
677 Church Street  
Marietta GA 30060-1101  
Inpatient Record

Maurice, Eugene George  
MRN: 561253820, DOB: 1/2/1949, Sex: M  
Adm: 6/17/2018, D/C: 6/21/2018

**Flowsheets (all recorded)**

**Triage HPI - Respiratory Complaint**

| Row Name                  | 06/17/18 1436   |
|---------------------------|---|
| Respiratory Complaint     |   |
| Onset                     | Over 1 week ago -NS   |
| Chronicity                | Chronic -NS   |
| Other Associated Symptoms | SYM FOR MONTHS. PT HAS BEEN SEEN BY MD AND HAS CATH SCHEDULED FOR 2 DAYS FROM NOE -NS |



WS Kennestone Hospital  
677 Church Street  
Marietta GA 30060-1101  
Inpatient Record

Maurice, Eugene George  
MRN: 561253820, DOB: 1/2/1949, Sex: M  
Adm: 6/17/2018, D/C: 6/21/2018

**Flowsheets (all recorded)**

**Vitals Reassessment**

| Row Name                   | 06/21/18 11:36:09                | 06/21/18 0830       | 06/21/18 07:35:36              | 06/21/18 04:07:21              | 06/20/18 23:57:07                |
|----------------------------|----------------------------------|---------------------|--------------------------------|--------------------------------|----------------------------------|
| <b>Vital Signs</b>         |                                  |                     |                                |                                |                                  |
| Automatic Restart          | Yes -CI                          | —                   | Yes -CI                        | Yes -DI (r) TW (t)             | Yes -DI (r) TW (t)               |
| Vitals Timer               |                                  |                     |                                |                                |                                  |
| Pulse                      | 60 -DI (r) CI (t)                | —                   | 62 -DI (r) CI (t)              | 63 -DI (r) TW (t)              | 109 -DI (r) TW (t)               |
| Heart Rate Source          | Monitor -CI                      | —                   | Monitor -CI                    | Monitor -TW                    | Monitor -TW                      |
| Resp                       | 18 -CI                           | —                   | 18 -CI                         | 18 -DI (r) TW (t)              | 16 -DI (r) TW (t)                |
| Respiration Source         | visual -CI                       | —                   | visual -CI                     | visual -TW                     | visual -TW                       |
| BP                         | 123/59 -DI (r) CI (t)            | —                   | 137/64 -DI (r) CI (t)          | 121/58 -DI (r) TW (t)          | 124/53 -DI (r) TW (t)            |
| Calculated MAP             | 80.33 -DI (r) CI (t)             | —                   | 88.33 -DI (r) CI (t)           | 79 -DI (r) TW (t)              | 76.67 -DI (r) TW (t)             |
| BP Location                | Right arm -CI                    | —                   | Right arm -CI                  | Right arm -TW                  | Right arm -TW                    |
| BP Method                  | Portable -CI                     | —                   | Portable -CI                   | Portable -TW                   | Portable -TW                     |
| Patient Position           | Supine -CI                       | —                   | Supine -CI                     | Supine -TW                     | Supine -TW                       |
| Temp                       | 98.5 °F (36.9 °C) -DI (r) CI (t) | —                   | 98 °F (36.7 °C) -DI (r) CI (t) | 98 °F (36.7 °C) -DI (r) TW (t) | 98.4 °F (36.9 °C) -DI (r) TW (t) |
| Temp src                   | Oral -CI                         | —                   | Oral -CI                       | Oral -TW                       | Oral -TW                         |
| <b>Oxygen Therapy</b>      |                                  |                     |                                |                                |                                  |
| SpO2                       | 96 % -DI (r) CI (t)              | —                   | 95 % -DI (r) CI (t)            | 93 % -DI (r) TW (t)            | 93 % -DI (r) TW (t)              |
| O2 Device                  | None (Room air) -CI              | None (Room air) -AM | None (Room air) -CI            | None (Room air) -TW            | None (Room air) -TW              |
| <b>Vitals Sepsis Score</b> |                                  |                     |                                |                                |                                  |
| Vitals Sepsis Risk Score   | 0 -CI                            | —                   | 0 -CI                          | 0 -DI (r) TW (t)               | 1 -DI (r) TW (t)                 |

| Row Name                   | 06/20/18 2133       | 06/20/18 19:43:22                | 06/20/18 15:50:04                | 06/20/18 1458       | 06/20/18 14:02:02                |
|----------------------------|---------------------|----------------------------------|----------------------------------|---------------------|----------------------------------|
| <b>Vital Signs</b>         |                     |                                  |                                  |                     |                                  |
| Automatic Restart          | —                   | Yes -DI (r) TW (t)               | Yes -DI (r) LF (t)               | —                   | —                                |
| Vitals Timer               |                     |                                  |                                  |                     |                                  |
| Pulse                      | —                   | 66 -DI (r) TW (t)                | 62 -DI (r) LF (t)                | —                   | 61 -DI (r) LF (t)                |
| Heart Rate Source          | —                   | Monitor -TW                      | —                                | —                   | —                                |
| Resp                       | —                   | 16 -DI (r) TW (t)                | 17 -DI (r) LF (t)                | —                   | —                                |
| Respiration Source         | —                   | visual -TW                       | —                                | —                   | —                                |
| BP                         | —                   | 113/55 -DI (r) TW (t)            | 154/80 -DI (r) LF (t)            | —                   | 104/66 -DI (r) LF (t)            |
| Calculated MAP             | —                   | 74.33 -DI (r) TW (t)             | 104.67 -DI (r) LF (t)            | —                   | 78.67 -DI (r) LF (t)             |
| BP Location                | —                   | Right arm -TW                    | —                                | —                   | —                                |
| BP Method                  | —                   | Portable -TW                     | —                                | —                   | —                                |
| Patient Position           | —                   | Supine -TW                       | —                                | —                   | —                                |
| Temp                       | —                   | 98.2 °F (36.8 °C) -DI (r) TW (t) | 98.3 °F (36.8 °C) -DI (r) LF (t) | —                   | 98.2 °F (36.8 °C) -DI (r) LF (t) |
| Temp src                   | —                   | Oral -TW                         | —                                | —                   | —                                |
| <b>Oxygen Therapy</b>      |                     |                                  |                                  |                     |                                  |
| SpO2                       | —                   | 93 % -DI (r) TW (t)              | (l) 89 % -DI (r) LF (t)          | —                   | 92 % -DI (r) LF (t)              |
| O2 Device                  | None (Room air) -TS | None (Room air) -TW              | —                                | None (Room air) -MS | —                                |
| <b>Vitals Sepsis Score</b> |                     |                                  |                                  |                     |                                  |
| Vitals Sepsis Risk Score   | —                   | 0 -DI (r) TW (t)                 | 0 -DI (r) LF (t)                 | —                   | —                                |

| Row Name              | 06/20/18 1000 | 06/20/18 0909  | 06/20/18 0900  | 06/20/18 0800       | 06/20/18 0730         |
|-----------------------|---------------|----------------|----------------|---------------------|-----------------------|
| <b>Vital Signs</b>    |               |                |                |                     |                       |
| Automatic Restart     | Yes -DG       | —              | Yes -DG        | Yes -DG             | —                     |
| Vitals Timer          |               |                |                |                     |                       |
| Pulse                 | 61 -DG        | 59 -DG         | 60 -DG         | 58 -DG              | —                     |
| Resp                  | 18 -DG        | —              | 17 -DG         | 18 -DG              | —                     |
| BP                    | 122/54 -DG    | (l) 122/49 -DG | (l) 122/49 -DG | 138/62 -DG          | —                     |
| MAP (mmHg)            | 71 mm Hg -DG  | —              | 68 mm Hg -DG   | 81 mm Hg -DG        | —                     |
| Calculated MAP        | 76.67 -DG     | 73.33 -DG      | 73.33 -DG      | 87.33 -DG           | —                     |
| Temp                  | —             | —              | —              | —                   | 98.3 °F (36.8 °C) -HT |
| Temp src              | —             | —              | —              | —                   | Oral -HT              |
| <b>Oxygen Therapy</b> |               |                |                |                     |                       |
| SpO2                  | (l) 88 % -DG  | —              | (l) 87 % -DG   | (l) 88 % -DG        | —                     |
| O2 Device             | —             | —              | —              | None (Room air) -DG | —                     |
| Pulse Oximetry Type   | —             | —              | —              | Continuous -DG      | —                     |

| Row Name           | 06/20/18 0600 | 06/20/18 0500 | 06/20/18 0400 | 06/20/18 0300 | 06/20/18 0200 |
|--------------------|---------------|---------------|---------------|---------------|---------------|
| <b>Vital Signs</b> |               |               |               |               |               |
| Automatic Restart  | Yes -EE       | Yes -EE       | Yes -JP       | Yes -EE       | Yes -EE       |
| Vitals Timer       |               |               |               |               |               |



WS Kennestone Hospital  
677 Church Street  
Marietta GA 30060-1101  
Inpatient Record

Maurice, Eugene George  
MRN: 561253820, DOB: 1/2/1949, Sex: M  
Adm: 6/17/2018, D/C: 6/21/2018

Flowsheets (all recorded) (continued)

Vitals Reassessment (continued)

| Row Name                   | 06/20/18 0600 | 06/20/18 0500 | 06/20/18 0400       | 06/20/18 0300 | 06/20/18 0200  |
|----------------------------|---------------|---------------|---------------------|---------------|----------------|
| Pulse                      | 59 -EE        | 57 -EE        | 56 -EE              | 57 -EE        | 64 -EE         |
| Resp                       | 20 -EE        | 20 -EE        | 19 -EE              | 21 -EE        | 16 -EE         |
| BP                         | 129/57 -EE    | 130/50 -EE    | 119/51 -EE          | 122/58 -EE    | (I) 111/47 -EE |
| MAP (mmHg)                 | 74 mm Hg -EE  | 70 mm Hg -EE  | 67 mm Hg -EE        | 73 mm Hg -EE  | 62 mm Hg -EE   |
| Calculated MAP             | 81 -EE        | 76.67 -EE     | 73.67 -EE           | 79.33 -EE     | 68.33 -EE      |
| Temp                       | —             | —             | 98 °F (36.7 °C) -JP | —             | —              |
| Temp src                   | —             | —             | Oral -JP            | —             | —              |
| <b>Oxygen Therapy</b>      |               |               |                     |               |                |
| SpO2                       | 93 % -EE      | 94 % -EE      | 94 % -EE            | 97 % -EE      | 91 % -EE       |
| <b>Vitals Sepsis Score</b> |               |               |                     |               |                |
| Vitals Sepsis Risk Score   | —             | —             | 0 -JP               | —             | —              |

| Row Name                       | 06/20/18 0000         | 06/19/18 2300 | 06/19/18 2200 | 06/19/18 2100 | 06/19/18 2000         |
|--------------------------------|-----------------------|---------------|---------------|---------------|-----------------------|
| <b>Vital Signs</b>             |                       |               |               |               |                       |
| Automatic Restart Vitals Timer | Yes -EE               | Yes -EE       | Yes -EE       | Yes -EE       | Yes -JP               |
| Pulse                          | 59 -EE                | 61 -EE        | 62 -EE        | 61 -EE        | 63 -EE                |
| Resp                           | 22 -EE                | 21 -EE        | 22 -EE        | 16 -EE        | 21 -EE                |
| BP                             | —                     | 128/56 -EE    | 132/51 -EE    | 130/60 -EE    | 135/58 -EE            |
| MAP (mmHg)                     | —                     | —             | 73 mm Hg -EE  | 77 mm Hg -EE  | 76 mm Hg -EE          |
| Calculated MAP                 | —                     | 80 -EE        | 78 -EE        | 83.33 -EE     | 83.67 -EE             |
| Temp                           | 97.5 °F (36.4 °C) -JP | —             | —             | —             | 98.4 °F (36.9 °C) -JP |
| Temp src                       | Axillary -JP          | —             | —             | —             | Oral -JP              |
| <b>Oxygen Therapy</b>          |                       |               |               |               |                       |
| SpO2                           | 90 % -EE              | 97 % -EE      | 96 % -EE      | 94 % -EE      | 94 % -EE              |
| O2 Device                      | —                     | —             | —             | —             | Nasal cannula -EE     |
| O2 Flow Rate (L/min)           | —                     | —             | —             | —             | 2 L/min -EE           |
| Pulse Oximetry Type            | —                     | —             | —             | —             | Continuous -EE        |
| <b>Vitals Sepsis Score</b>     |                       |               |               |               |                       |
| Vitals Sepsis Risk Score       | —                     | —             | —             | —             | 1 -JP                 |

| Row Name                       | 06/19/18 1900 | 06/19/18 1800 | 06/19/18 1700 | 06/19/18 1644         | 06/19/18 1600 |
|--------------------------------|---------------|---------------|---------------|-----------------------|---------------|
| <b>Vital Signs</b>             |               |               |               |                       |               |
| Automatic Restart Vitals Timer | Yes -EE       | Yes -JI       | Yes -JI       | —                     | Yes -JI       |
| Pulse                          | 64 -EE        | 61 -JI        | 59 -JI        | —                     | 58 -JI        |
| Resp                           | 19 -EE        | 25 -JI        | 21 -JI        | —                     | 20 -JI        |
| BP                             | 133/61 -EE    | 128/56 -JI    | 132/52 -JI    | —                     | 134/58 -JI    |
| MAP (mmHg)                     | 77 mm Hg -EE  | 72 mm Hg -JI  | 73 mm Hg -JI  | —                     | 76 mm Hg -JI  |
| Calculated MAP                 | 85 -EE        | 80 -JI        | 78.67 -JI     | —                     | 83.33 -JI     |
| Temp                           | —             | —             | —             | 97.9 °F (36.6 °C) -FT | —             |
| Temp src                       | —             | —             | —             | Oral -FT              | —             |
| <b>Oxygen Therapy</b>          |               |               |               |                       |               |
| SpO2                           | 94 % -EE      | 92 % -JI      | 96 % -JI      | —                     | 95 % -JI      |

| Row Name                       | 06/19/18 1500 | 06/19/18 1430     | 06/19/18 1428         | 06/19/18 1335 | 06/19/18 1330 |
|--------------------------------|---------------|-------------------|-----------------------|---------------|---------------|
| <b>Vital Signs</b>             |               |                   |                       |               |               |
| Automatic Restart Vitals Timer | Yes -JI       | Yes -JI           | —                     | Yes -LFA      | Yes -LFA      |
| Pulse                          | 56 -JI        | 57 -JI            | —                     | 54 -LFA       | 54 -LFA       |
| Resp                           | 22 -JI        | 19 -JI            | —                     | 22 -LFA       | 19 -LFA       |
| BP                             | 130/51 -JI    | 142/60 -JI        | —                     | 123/59 -LFA   | 128/55 -LFA   |
| MAP (mmHg)                     | 69 mm Hg -JI  | 82 mm Hg -JI      | —                     | —             | —             |
| Calculated MAP                 | 77.33 -JI     | 87.33 -JI         | —                     | 80.33 -LFA    | 79.33 -LFA    |
| Temp                           | —             | —                 | 97.7 °F (36.5 °C) -FT | —             | —             |
| Temp src                       | —             | —                 | Oral -FT              | —             | —             |
| <b>Oxygen Therapy</b>          |               |                   |                       |               |               |
| SpO2                           | 96 % -JI      | 96 % -JI          | —                     | 100 % -LFA    | 97 % -LFA     |
| O2 Device                      | —             | Nasal cannula -JI | —                     | —             | —             |
| O2 Flow Rate (L/min)           | —             | 2 L/min -JI       | —                     | —             | —             |
| Pulse Oximetry Type            | —             | Continuous -JI    | —                     | —             | —             |
| <b>Row Name</b>                |               |                   |                       |               |               |
|                                | 06/19/18 1325 | 06/19/18 1321     | 06/19/18 1114         | 06/19/18 1031 | 06/19/18 1000 |





WS Kennestone Hospital  
677 Church Street  
Marietta GA 30060-1101  
Inpatient Record

Maurice, Eugene George  
MRN: 561253820, DOB: 1/2/1949, Sex: M  
Adm: 6/17/2018, D/C: 6/21/2018

Flowsheets (all recorded) (continued)

Vitals Reassessment (continued)

| Row Name              | 06/19/18 1325  | 06/19/18 1321 | 06/19/18 1114     | 06/19/18 1031       | 06/19/18 1000  |
|-----------------------|----------------|---------------|-------------------|---------------------|----------------|
| <b>Vital Signs</b>    |                |               |                   |                     |                |
| Automatic Restart     | Yes -LFA       | Yes -CR       | Yes -PM           | —                   | Yes -JI        |
| Vitals Timer          | —              | —             | —                 | —                   | —              |
| Pulse                 | 53 -LFA        | 53 -CR        | 51 -PM            | —                   | 50 -JI         |
| Heart Rate Source     | —              | —             | Monitor -PM       | —                   | —              |
| Resp                  | 21 -LFA        | 18 -CR        | 13 -PM            | —                   | 20 -JI         |
| BP                    | (I) 95/46 -LFA | 110/53 -CR    | 123/54 -PM        | —                   | (I) 124/49 -JI |
| MAP (mmHg)            | —              | —             | —                 | —                   | 68 mm Hg -JI   |
| Calculated MAP        | (I) 62.33 -LFA | 72 -CR        | 77 -PM            | —                   | 74 -JI         |
| Patient Position      | —              | —             | Sitting -PM       | —                   | —              |
| <b>Oxygen Therapy</b> |                |               |                   |                     |                |
| SpO2                  | 92 % -LFA      | 93 % -CR      | 98 % -PM          | —                   | 92 % -JI       |
| O2 Device             | —              | —             | Nasal cannula -PM | None (Room air) -JI | —              |
| O2 Flow Rate (L/min)  | —              | —             | 3 L/min -PM       | —                   | —              |

| Row Name                   | 06/19/18 0900  | 06/19/18 0808  | 06/19/18 0800       | 06/19/18 0700 | 06/19/18 0600    |
|----------------------------|----------------|----------------|---------------------|---------------|------------------|
| <b>Vital Signs</b>         |                |                |                     |               |                  |
| Automatic Restart          | Yes -JI        | —              | Yes -DF             | Yes -JI       | Yes -RM          |
| Vitals Timer               | —              | —              | —                   | —             | —                |
| Pulse                      | 51 -JI         | 55 -JI         | 56 -JI              | 63 -JI        | 52 -RM           |
| Resp                       | 18 -JI         | —              | 18 -JI              | 18 -JI        | 17 -RM           |
| BP                         | (I) 119/44 -JI | (I) 126/47 -JI | (I) 126/47 -JI      | 143/52 -JI    | (I) 109/40 -RM   |
| MAP (mmHg)                 | 62 mm Hg -JI   | —              | 66 mm Hg -JI        | 76 mm Hg -JI  | (I) 56 mm Hg -RM |
| Calculated MAP             | 69 -JI         | 73.33 -JI      | 73.33 -JI           | 82.33 -JI     | (I) 63 -RM       |
| Temp                       | —              | —              | 98.6 °F (37 °C) -DF | —             | —                |
| Temp src                   | —              | —              | Oral -DF            | —             | —                |
| <b>Oxygen Therapy</b>      |                |                |                     |               |                  |
| SpO2                       | 95 % -JI       | —              | 97 % -JI            | 96 % -JI      | 94 % -RM         |
| O2 Device                  | —              | —              | Nasal cannula -JI   | —             | —                |
| O2 Flow Rate (L/min)       | —              | —              | 2 L/min -JI         | —             | —                |
| Pulse Oximetry Type        | —              | —              | Continuous -JI      | —             | —                |
| <b>Vitals Sepsis Score</b> |                |                |                     |               |                  |
| Vitals Sepsis Risk Score   | —              | —              | 0 -DF               | —             | —                |

| Row Name                   | 06/19/18 0500         | 06/19/18 0400         | 06/19/18 0300         | 06/19/18 0200         | 06/19/18 0100         |
|----------------------------|-----------------------|-----------------------|-----------------------|-----------------------|-----------------------|
| <b>Vital Signs</b>         |                       |                       |                       |                       |                       |
| Automatic Restart          | Yes -RM               | Yes -MJ               | Yes -RM               | Yes -RM               | Yes -RM               |
| Vitals Timer               | —                     | —                     | —                     | —                     | —                     |
| Pulse                      | 53 -RM                | 55 -RM                | 55 -RM                | 54 -RM                | 53 -RM                |
| Heart Rate Source          | Monitor -RM           | Monitor -RM           | Monitor -RM           | Monitor -RM           | Monitor -RM           |
| Resp                       | 17 -RM                | 20 -RM                | 16 -RM                | 19 -RM                | 19 -RM                |
| BP                         | (I) 124/49 -RM        | 127/55 -RM            | 120/59 -RM            | 113/50 -RM            | (I) 109/44 -RM        |
| MAP (mmHg)                 | 68 mm Hg -RM          | 73 mm Hg -RM          | 73 mm Hg -RM          | 62 mm Hg -RM          | 61 mm Hg -RM          |
| Calculated MAP             | 74 -RM                | 79 -RM                | 79.33 -RM             | 71 -RM                | 65.67 -RM             |
| BP Location                | Right arm -RM         | Right arm -RM         | Right arm -RM         | Right arm -RM         | Right arm -RM         |
| BP Method                  | Non-invasive Cuff -RM | Non-invasive Cuff -RM | Non-invasive Cuff -RM | Non-invasive Cuff -RM | Non-invasive Cuff -RM |
| Patient Position           | Sitting -RM           | Supine -RM            | Lying right side -RM  | Lying right side -RM  | Lying left side -RM   |
| Temp                       | —                     | 98.2 °F (36.8 °C) -MJ | —                     | —                     | —                     |
| <b>Oxygen Therapy</b>      |                       |                       |                       |                       |                       |
| SpO2                       | 96 % -RM              | 98 % -RM              | 92 % -RM              | 93 % -RM              | 92 % -RM              |
| O2 Device                  | Nasal cannula -RM     | Nasal cannula -RM     | Nasal cannula -RM     | Nasal cannula -RM     | Nasal cannula -RM     |
| Pulse Oximetry Type        | Continuous -RM        | Continuous -RM        | Continuous -RM        | Continuous -RM        | Continuous -RM        |
| SpO2 Alarm Limit High      | 100 -RM               | 100 -RM               | 100 -RM               | 100 -RM               | 100 -RM               |
| SpO2 Alarm Limit Low       | 90 -RM                | 90 -RM                | 90 -RM                | 90 -RM                | 90 -RM                |
| POX Probe Site             | No -RM                | No -RM                | No -RM                | No -RM                | No -RM                |
| Changed                    | —                     | —                     | —                     | —                     | —                     |
| <b>Vitals Sepsis Score</b> |                       |                       |                       |                       |                       |
| Vitals Sepsis Risk Score   | —                     | 0 -MJ                 | —                     | —                     | —                     |

| Row Name           | 06/19/18 0000 | 06/18/18 2300 | 06/18/18 2200 | 06/18/18 2100 | 06/18/18 2000 |
|--------------------|---------------|---------------|---------------|---------------|---------------|
| <b>Vital Signs</b> |               |               |               |               |               |
| Automatic Restart  | Yes -RM       | Yes -RM       | Yes -RM       | Yes -RM       | Yes -RM       |
| Vitals Timer       | —             | —             | —             | —             | —             |
| Pulse              | 56 -RM        | 59 -RM        | 55 -RM        | 56 -RM        | 56 -RM        |



WS Kennestone Hospital  
677 Church Street  
Marietta GA 30060-1101  
Inpatient Record

Maurice, Eugene George  
MRN: 561253820, DOB: 1/2/1949, Sex: M  
Adm: 6/17/2018, D/C: 6/21/2018

**Flowsheets (all recorded) (continued)**

**Vitals Reassessment (continued)**

| Row Name          | 06/19/18 0000         | 06/18/18 2300         | 06/18/18 2200         | 06/18/18 2100 | 06/18/18 2000         |
|-------------------|-----------------------|-----------------------|-----------------------|---------------|-----------------------|
| Heart Rate Source | Monitor -RM           | Monitor -RM           | Monitor -RM           | Monitor -RM   | Monitor -RM           |
| Resp              | 21 -RM                | 20 -RM                | 21 -RM                | 21 -RM        | 22 -RM                |
| BP                | (I) 123/43 -RM        | 127/59 -RM            | ---                   | ---           | ---                   |
| MAP (mmHg)        | 61 mm Hg -RM          | 75 mm Hg -RM          | ---                   | ---           | ---                   |
| Calculated MAP    | 69.67 -RM             | 81.67 -RM             | ---                   | ---           | ---                   |
| BP Location       | Right arm -RM         | Right arm -RM         | Right arm -RM         | ---           | ---                   |
| BP Method         | Non-invasive Cuff -RM | Non-invasive Cuff -RM | Non-invasive Cuff -RM | ---           | ---                   |
| Patient Position  | Lying left side -RM   | Lying left side -RM   | Supine -RM            | ---           | ---                   |
| Temp              | 98.1 °F (36.7 °C) -MJ | ---                   | ---                   | ---           | 98.4 °F (36.9 °C) -MJ |

**Oxygen Therapy**

|                        |                   |                   |                   |                   |                   |
|------------------------|-------------------|-------------------|-------------------|-------------------|-------------------|
| SpO2                   | 94 % -RM          | 97 % -RM          | 99 % -RM          | 99 % -RM          | 96 % -RM          |
| O2 Device              | Nasal cannula -RM | Nasal cannula -RM | Nasal cannula -RM | Nasal cannula -RM | Nasal cannula -RM |
| Pulse Oximetry Type    | Continuous -RM    | Continuous -RM    | Continuous -RM    | Continuous -RM    | Continuous -RM    |
| SpO2 Alarm Limit High  | 100 -RM           | 100 -RM           | 100 -RM           | 100 -RM           | 100 -RM           |
| SpO2 Alarm Limit Low   | 90 -RM            | 90 -RM            | 90 -RM            | 90 -RM            | 90 -RM            |
| POX Probe Site Changed | No -RM            | No -RM            | No -RM            | No -RM            | No -RM            |

**Vitals Sepsis Score**

|                          |       |     |     |     |     |
|--------------------------|-------|-----|-----|-----|-----|
| Vitals Sepsis Risk Score | 1 -RM | --- | --- | --- | --- |
|--------------------------|-------|-----|-----|-----|-----|

| Row Name | 06/18/18 1900 | 06/18/18 1800 | 06/18/18 1727 | 06/18/18 1600 | 06/18/18 1500 |
|----------|---------------|---------------|---------------|---------------|---------------|
|----------|---------------|---------------|---------------|---------------|---------------|

**Vital Signs**

|                                |             |              |                       |              |              |
|--------------------------------|-------------|--------------|-----------------------|--------------|--------------|
| Automatic Restart Vitals Timer | Yes -RM     | Yes -RM      | ---                   | Yes -JI      | Yes -JI      |
| Pulse                          | 56 -RM      | 56 -RM       | ---                   | 52 -JI       | 54 -JI       |
| Heart Rate Source              | Monitor -RM | ---          | ---                   | ---          | ---          |
| Resp                           | 22 -RM      | 20 -RM       | ---                   | 20 -JI       | 18 -JI       |
| BP                             | ---         | 132/60 -RM   | ---                   | 142/57 -JI   | 151/56 -JI   |
| MAP (mmHg)                     | ---         | 75 mm Hg -RM | ---                   | 76 mm Hg -JI | 79 mm Hg -JI |
| Calculated MAP                 | ---         | 84 -RM       | ---                   | 85.33 -JI    | 87.67 -JI    |
| Temp                           | ---         | ---          | 98.1 °F (36.7 °C) -JD | ---          | ---          |
| Temp src                       | ---         | ---          | Oral -JD              | ---          | ---          |

**Oxygen Therapy**

|                        |                   |          |     |              |          |
|------------------------|-------------------|----------|-----|--------------|----------|
| SpO2                   | (I) 89 % -RM      | 94 % -RM | --- | (I) 87 % -JI | 95 % -JI |
| O2 Device              | Nasal cannula -RM | ---      | --- | ---          | ---      |
| Pulse Oximetry Type    | Continuous -RM    | ---      | --- | ---          | ---      |
| SpO2 Alarm Limit High  | 100 -RM           | ---      | --- | ---          | ---      |
| SpO2 Alarm Limit Low   | 90 -RM            | ---      | --- | ---          | ---      |
| POX Probe Site Changed | No -RM            | ---      | --- | ---          | ---      |

| Row Name | 06/18/18 1400 | 06/18/18 1300 | 06/18/18 1230 | 06/18/18 1200 | 06/18/18 1100 |
|----------|---------------|---------------|---------------|---------------|---------------|
|----------|---------------|---------------|---------------|---------------|---------------|

**Vital Signs**

|                                |              |                |                       |              |                |
|--------------------------------|--------------|----------------|-----------------------|--------------|----------------|
| Automatic Restart Vitals Timer | Yes -JI      | Yes -JI        | ---                   | Yes -JI      | Yes -JI        |
| Pulse                          | 58 -JI       | 57 -JI         | ---                   | 52 -JI       | 50 -JI         |
| Resp                           | 19 -JI       | 15 -JI         | ---                   | 18 -JI       | 17 -JI         |
| BP                             | 134/53 -JI   | (I) 130/45 -JI | ---                   | 140/56 -JI   | (I) 128/46 -JI |
| MAP (mmHg)                     | 72 mm Hg -JI | 65 mm Hg -JI   | ---                   | 77 mm Hg -JI | 66 mm Hg -JI   |
| Calculated MAP                 | 80 -JI       | 73.33 -JI      | ---                   | 84 -JI       | 73.33 -JI      |
| Temp                           | ---          | ---            | 97.7 °F (36.5 °C) -JD | ---          | ---            |
| Temp src                       | ---          | ---            | Oral -JD              | ---          | ---            |

**Oxygen Therapy**

|      |          |          |     |     |          |
|------|----------|----------|-----|-----|----------|
| SpO2 | 91 % -JI | 93 % -JI | --- | --- | 97 % -JI |
|------|----------|----------|-----|-----|----------|

| Row Name | 06/18/18 1000 | 06/18/18 0900 | 06/18/18 0831 | 06/18/18 0800 | 06/18/18 0700 |
|----------|---------------|---------------|---------------|---------------|---------------|
|----------|---------------|---------------|---------------|---------------|---------------|

**Vital Signs**

|                                |              |              |                       |                |                |
|--------------------------------|--------------|--------------|-----------------------|----------------|----------------|
| Automatic Restart Vitals Timer | Yes -JI      | Yes -JI      | ---                   | Yes -JI        | Yes -JI        |
| Pulse                          | 51 -JI       | (I) 49 -JI   | ---                   | (I) 48 -JI     | (I) 46 -JI     |
| Resp                           | 16 -JI       | 16 -JI       | ---                   | 17 -JI         | 17 -JI         |
| BP                             | 131/52 -JI   | 137/54 -JI   | ---                   | (I) 123/49 -JI | (I) 115/49 -JI |
| MAP (mmHg)                     | 72 mm Hg -JI | 75 mm Hg -JI | ---                   | 66 mm Hg -JI   | 65 mm Hg -JI   |
| Calculated MAP                 | 78.33 -JI    | 81.67 -JI    | ---                   | 73.67 -JI      | 71 -JI         |
| Temp                           | ---          | ---          | 97.8 °F (36.6 °C) -JD | ---            | ---            |



WS Kennestone Hospital  
677 Church Street  
Marietta GA 30060-1101  
Inpatient Record

Maurice, Eugene George  
MRN: 561253820, DOB: 1/2/1949, Sex: M  
Adm: 6/17/2018, D/C: 6/21/2018

**Flowsheets (all recorded) (continued)**

**Vitals Reassessment (continued)**

| Row Name              | 06/18/18 1000 | 06/18/18 0900 | 06/18/18 0831 | 06/18/18 0800     | 06/18/18 0700 |
|-----------------------|---------------|---------------|---------------|-------------------|---------------|
| Temp src              | ---           | ---           | Oral -JD      | ---               | ---           |
| <b>Oxygen Therapy</b> |               |               |               |                   |               |
| SpO2                  | 98 % -JI      | 100 % -JI     | ---           | 91 % -JI          | 95 % -JI      |
| O2 Device             | ---           | ---           | ---           | Nasal cannula -JI | ---           |
| O2 Flow Rate (L/min)  | ---           | ---           | ---           | 5 L/min -JI       | ---           |
| Pulse Oximetry Type   | ---           | ---           | ---           | Continuous -JI    | ---           |

| Row Name                   | 06/18/18 0600         | 06/18/18 0500         | 06/18/18 0445       | 06/18/18 0400         | 06/18/18 0300         |
|----------------------------|-----------------------|-----------------------|---------------------|-----------------------|-----------------------|
| <b>Vital Signs</b>         |                       |                       |                     |                       |                       |
| Automatic Restart          | Yes -RM               | Yes -RM               | Yes -RM             | Yes -RM               | Yes -RM               |
| Vitals Timer               | ---                   | ---                   | ---                 | ---                   | ---                   |
| Pulse                      | (I) 46 -RM            | (I) 47 -RM            | (I) 47 -RM          | (I) 49 -RM            | (I) 49 -RM            |
| Heart Rate Source          | Monitor -RM           | Monitor -RM           | ---                 | Monitor -RM           | Monitor -RM           |
| Resp                       | 13 -RM                | 18 -RM                | 18 -RM              | 19 -RM                | 18 -RM                |
| BP                         | (I) 126/48 -RM        | 122/52 -RM            | 120/52 -RM          | 117/50 -RM            | (I) 109/43 -RM        |
| MAP (mmHg)                 | 68 mm Hg -RM          | 69 mm Hg -RM          | ---                 | 67 mm Hg -RM          | 60 mm Hg -RM          |
| Calculated MAP             | 74 -RM                | 75.33 -RM             | 74.67 -RM           | 72.33 -RM             | 65 -RM                |
| BP Location                | Right arm -RM         | Right arm -RM         | ---                 | Right arm -RM         | Right arm -RM         |
| BP Method                  | Non-invasive Cuff -RM | Non-invasive Cuff -RM | ---                 | Non-invasive Cuff -RM | Non-invasive Cuff -RM |
| Patient Position           | Supine -RM            | Lying left side -RM   | ---                 | Sitting -RM           | Supine -RM            |
| Temp                       | 98.2 °F (36.8 °C) -RM | ---                   | 98.6 °F (37 °C) -RM | ---                   | ---                   |
| Temp src                   | Axillary -RM          | ---                   | Axillary -RM        | ---                   | ---                   |
| <b>Oxygen Therapy</b>      |                       |                       |                     |                       |                       |
| SpO2                       | 97 % -RM              | 97 % -RM              | ---                 | 97 % -RM              | 92 % -RM              |
| O2 Device                  | Nasal cannula -RM     | Nasal cannula -RM     | Nasal cannula -RM   | Nasal cannula -RM     | Nasal cannula -RM     |
| O2 Flow Rate (L/min)       | ---                   | ---                   | ---                 | ---                   | 5 L/min -RM           |
| Pulse Oximetry Type        | Continuous -RM        | Continuous -RM        | Continuous -RM      | Continuous -RM        | Continuous -RM        |
| SpO2 Alarm Limit High      | 100 -RM               | 100 -RM               | ---                 | 100 -RM               | 100 -RM               |
| SpO2 Alarm Limit Low       | 90 -RM                | 90 -RM                | ---                 | 90 -RM                | 90 -RM                |
| POX Probe Site             | No -RM                | No -RM                | ---                 | No -RM                | No -RM                |
| Changed                    |                       |                       |                     |                       |                       |
| <b>Vitals Sepsis Score</b> |                       |                       |                     |                       |                       |
| Vitals Sepsis Risk Score   | 0 -RM                 | ---                   | 0 -RM               | ---                   | ---                   |

| Row Name                   | 06/18/18 0200         | 06/18/18 0115 | 06/18/18 0100         | 06/18/18 0051         | 06/18/18 0000         |
|----------------------------|-----------------------|---------------|-----------------------|-----------------------|-----------------------|
| <b>Vital Signs</b>         |                       |               |                       |                       |                       |
| Automatic Restart          | Yes -RM               | Yes -RM       | Yes -RM               | Yes -RM               | Yes -RM               |
| Vitals Timer               | ---                   | ---           | ---                   | ---                   | ---                   |
| Pulse                      | 51 -RM                | 54 -RM        | 57 -RM                | 57 -RM                | 55 -RM                |
| Heart Rate Source          | Monitor -RM           | ---           | Monitor -RM           | Monitor -RM           | Monitor -RM           |
| Resp                       | 19 -RM                | 20 -RM        | 21 -RM                | 20 -RM                | 20 -RM                |
| BP                         | (I) 102/39 -RM        | ---           | 123/51 -RM            | 140/52 -RM            | (I) 115/45 -RM        |
| MAP (mmHg)                 | (I) 55 mm Hg -RM      | ---           | 69 mm Hg -RM          | ---                   | 62 mm Hg -RM          |
| Calculated MAP             | (I) 60 -RM            | ---           | 75 -RM                | 81.33 -RM             | 68.33 -RM             |
| BP Location                | Right arm -RM         | ---           | Right arm -RM         | ---                   | Right arm -RM         |
| BP Method                  | Non-invasive Cuff -RM | ---           | Non-invasive Cuff -RM | ---                   | Non-invasive Cuff -RM |
| Patient Position           | Lying right side -RM  | ---           | Lying left side -RM   | ---                   | Lying left side -RM   |
| Temp                       | ---                   | ---           | ---                   | 98.1 °F (36.7 °C) -RM | ---                   |
| Temp src                   | ---                   | ---           | ---                   | Oral -RM              | ---                   |
| <b>Oxygen Therapy</b>      |                       |               |                       |                       |                       |
| SpO2                       | (I) 87 % -RM          | ---           | (I) 88 % -RM          | ---                   | 92 % -RM              |
| O2 Device                  | Nasal cannula -RM     | ---           | Nasal cannula -RM     | ---                   | Nasal cannula -RM     |
| O2 Flow Rate (L/min)       | 5 L/min -RM           | ---           | ---                   | ---                   | ---                   |
| Pulse Oximetry Type        | Continuous -RM        | ---           | Continuous -RM        | ---                   | Continuous -RM        |
| SpO2 Alarm Limit High      | 100 -RM               | ---           | 100 -RM               | ---                   | 100 -RM               |
| SpO2 Alarm Limit Low       | 90 -RM                | ---           | 90 -RM                | ---                   | 90 -RM                |
| POX Probe Site             | No -RM                | ---           | No -RM                | ---                   | Yes -RM               |
| Changed                    |                       |               |                       |                       |                       |
| <b>Vitals Sepsis Score</b> |                       |               |                       |                       |                       |
| Vitals Sepsis Risk Score   | ---                   | ---           | ---                   | 0 -RM                 | ---                   |

| Row Name           | 06/17/18 2300 | 06/17/18 2225 | 06/17/18 2037 | 06/17/18 1823 | 06/17/18 1738 |
|--------------------|---------------|---------------|---------------|---------------|---------------|
| <b>Vital Signs</b> |               |               |               |               |               |
| Automatic Restart  | Yes -RM       | Yes -AF       | Yes -BR       | Yes -BR       | Yes -BR       |





WS Kennestone Hospital  
677 Church Street  
Marietta GA 30060-1101  
Inpatient Record

Maurice, Eugene George  
MRN: 561253820, DOB: 1/2/1949, Sex: M  
Adm: 6/17/2018, D/C: 6/21/2018

**Flowsheets (all recorded) (continued)**

**Vitals Reassessment (continued)**

| Row Name                  | 06/17/18 2300         | 06/17/18 2225         | 06/17/18 2037         | 06/17/18 1823         | 06/17/18 1738         |
|---------------------------|-----------------------|-----------------------|-----------------------|-----------------------|-----------------------|
| Vitals Timer              |                       |                       |                       |                       |                       |
| Patient placed on monitor | —                     | —                     | Yes -BR               | Yes -BR               | Yes -BR               |
| Pulse                     | 54 -RM                | 53 -AF                | 57 -BR                | 51 -BR                | 55 -BR                |
| Heart Rate Source         | Monitor -RM           | Monitor -AF           | Monitor -BR           | Monitor -BR           | Monitor -BR           |
| Resp                      | 17 -RM                | 18 -AF                | 16 -BR                | 18 -BR                | 18 -BR                |
| Respiration Source        | —                     | —                     | visual -BR            | visual -BR            | visual -BR            |
| BP                        | (!) 110/41 -RM        | (!) 128/41 -AF        | 134/59 -BR            | 126/55 -BR            | 132/56 -BR            |
| MAP (mmHg)                | (!) 58 mm Hg -RM      | —                     | —                     | —                     | —                     |
| Calculated MAP            | (!) 64 -RM            | 70 -AF                | 84 -BR                | 78.67 -BR             | 81.33 -BR             |
| BP Location               | Right arm -RM         | Right arm -RM         | Right arm -BR         | Right arm -BR         | Right arm -BR         |
| BP Method                 | Non-invasive Cuff -RM | Non-invasive Cuff -RM | Portable -BR          | Portable -BR          | Portable -BR          |
| Patient Position          | Sitting -RM           | Sitting -RM           | Sitting -BR           | Sitting -BR           | Sitting -BR           |
| Temp                      | —                     | 98 °F (36.7 °C) -AF   | 98.2 °F (36.8 °C) -BR | 98.2 °F (36.8 °C) -BR | 98.2 °F (36.8 °C) -BR |
| Temp src                  | —                     | Oral -AF              | Oral -BR              | Oral -BR              | Oral -BR              |

**Oxygen Therapy**

|                        |                   |                   |           |                     |                     |
|------------------------|-------------------|-------------------|-----------|---------------------|---------------------|
| SpO2                   | 90 % -RM          | 92 % -AF          | 100 % -BR | 100 % -BR           | 100 % -BR           |
| O2 Device              | Nasal cannula -RM | Nasal cannula -AF | —         | None (Room air) -BR | None (Room air) -BR |
| O2 Flow Rate (L/min)   | —                 | 2 L/min -AF       | —         | —                   | —                   |
| Pulse Oximetry Type    | Continuous -RM    | Continuous -RM    | —         | —                   | —                   |
| SpO2 Alarm Limit High  | 100 -RM           | 100 -RM           | —         | —                   | —                   |
| SpO2 Alarm Limit Low   | 90 -RM            | 90 -RM            | —         | —                   | —                   |
| POX Probe Site Changed | No -RM            | No -RM            | —         | —                   | —                   |

**Vitals Sepsis Score**

|                          |   |       |       |       |       |
|--------------------------|---|-------|-------|-------|-------|
| Vitals Sepsis Risk Score | — | 0 -AF | 0 -BR | 0 -BR | 0 -BR |
|--------------------------|---|-------|-------|-------|-------|

| Row Name | 06/17/18 1720 | 06/17/18 1708 | 06/17/18 1538 | 06/17/18 1537 | 06/17/18 1502 |
|----------|---------------|---------------|---------------|---------------|---------------|
|----------|---------------|---------------|---------------|---------------|---------------|

**Vital Signs**

|                           |                       |                       |   |                       |                       |
|---------------------------|-----------------------|-----------------------|---|-----------------------|-----------------------|
| Automatic Restart         | Yes -BR               | Yes -BR               | — | Yes -RG               | Yes -RG               |
| Vitals Timer              |                       |                       |   |                       |                       |
| Patient placed on monitor | —                     | Yes -BR               | — | —                     | Yes -RG               |
| Pulse                     | 55 -BR                | 55 -BR                | — | 55 -RG                | 54 -RG                |
| Heart Rate Source         | —                     | Monitor -BR           | — | —                     | Monitor -RG           |
| Resp                      | 18 -BR                | 18 -BR                | — | 22 -RG                | 25 -RG                |
| Respiration Source        | —                     | visual -BR            | — | —                     | visual -RG            |
| BP                        | 129/53 -BR            | (!) 115/49 -BR        | — | 114/51 -RG            | 112/52 -RG            |
| Calculated MAP            | 78.33 -BR             | 71 -BR                | — | 72 -RG                | 72 -RG                |
| BP Location               | —                     | Right arm -BR         | — | —                     | Left arm -RG          |
| BP Method                 | —                     | Portable -BR          | — | —                     | Non-invasive Cuff -RG |
| Orthostatic BP?           | —                     | —                     | — | —                     | No -RG                |
| Patient Position          | —                     | Standing -BR          | — | —                     | Supine -RG            |
| Temp                      | 98.2 °F (36.8 °C) -BR | 97.8 °F (36.6 °C) -BR | — | 97.8 °F (36.6 °C) -RG | 97.7 °F (36.5 °C) -RG |
| Temp src                  | Oral -BR              | Oral -BR              | — | —                     | Oral -RG              |

**Oxygen Therapy**

|                     |   |                     |                     |   |                     |
|---------------------|---|---------------------|---------------------|---|---------------------|
| SpO2                | — | 100 % -BR           | —                   | — | 100 % -RG           |
| O2 Device           | — | None (Room air) -BR | None (Room air) -RG | — | None (Room air) -RG |
| Pulse Oximetry Type | — | —                   | —                   | — | Continuous -RG      |

**Vitals Sepsis Score**

|                          |       |       |   |       |       |
|--------------------------|-------|-------|---|-------|-------|
| Vitals Sepsis Risk Score | 0 -BR | 0 -BR | — | 1 -RG | 1 -RG |
|--------------------------|-------|-------|---|-------|-------|

| Row Name | 06/17/18 1437 |
|----------|---------------|
|----------|---------------|

**Vital Signs**

|       |        |
|-------|--------|
| Pulse | 56 -NS |
|-------|--------|

**Oxygen Therapy**

|      |          |
|------|----------|
| SpO2 | 98 % -NS |
|------|----------|





WS Kennestone Hospital  
 677 Church Street  
 Marietta GA 30060-1101  
 Inpatient Record

Maurice, Eugene George  
 MRN: 561253820, DOB: 1/2/1949, Sex: M  
 Adm: 6/17/2018, D/C: 6/21/2018

**Flowsheets (all recorded)**

**Pain Reassessment**

| Row Name                                      | 06/21/18 0830      | 06/21/18 0545      | 06/21/18 0030      | 06/20/18 2133     | 06/20/18 0830   |
|---|--------------------|--------------------|--------------------|-------------------|---|
| <b>Pain Reassessment</b>                      |                    |                    |                    |                   |   |
| Pain Intervention(s)                          | Declines -AM       | Rest -TS           | Rest -TS           | Rest:Declines -TS | Rest -MS  |
| Numeric Pain Intensity Score 1                | 0 -AM              | 0 -TS              | —                  | 0 -TS             | 0 Simultaneous filing. User may be unaware of other data. -MS |
| FACES Pain Rating                             | —                  | —                  | 0-No hurt -TS      | —                 | —   |
| Row Name                                      | 06/20/18 0730      | 06/19/18 2000      | 06/19/18 1600      | 06/19/18 1321     | 06/19/18 0800   |
| <b>Pain Reassessment</b>                      |                    |                    |                    |                   |   |
| Numeric Pain Intensity Score 1                | 2 -DG              | 0 -EE              | 0 -JI              | 0 -CR             | 0 -JI   |
| Row Name                                      | 06/18/18 2100      | 06/18/18 2000      | 06/18/18 1900      | 06/18/18 1600     | 06/18/18 1200   |
| <b>Pain Reassessment</b>                      |                    |                    |                    |                   |   |
| Numeric Pain Intensity Score 1                | 0 -RM              | 0 -RM              | 0 -RM              | 0 -JI             | 0 -JI   |
| Row Name                                      | 06/18/18 0800      | 06/18/18 0600      | 06/18/18 0500      | 06/18/18 0400     | 06/18/18 0300   |
| <b>Pain Reassessment</b>                      |                    |                    |                    |                   |   |
| Numeric Pain Intensity Score 1                | 0 -JI              | 0 -RM              | 0 -RM              | 0 -RM             | 0 -RM   |
| Row Name                                      | 06/18/18 0200      | 06/18/18 0100      | 06/18/18 0000      | 06/17/18 2300     | 06/17/18 2225   |
| <b>Pain Reassessment</b>                      |                    |                    |                    |                   |   |
| Numeric Pain Intensity Score 1                | 0 -RM              | 0 -RM              | 0 -RM              | 0 -RM             | 0 -RM   |
| Row Name                                      | 06/17/18 2037      | 06/17/18 1823      | 06/17/18 1706      | 06/17/18 1504     |   |
| <b>Pain Timer</b>                             |                    |                    |                    |                   |   |
| Restart Pain Timer                            | Yes -BR            | Yes -BR            | Yes -BR            | Yes -RG           |   |
| Pain Reassessment after Intervention Complete | —                  | Yes -BR            | —                  | —                 |   |
| <b>Pain Reassessment</b>                      |                    |                    |                    |                   |   |
| Which Pain Reassessment Tool?                 | Numeric (0-10) -BR | Numeric (0-10) -BR | Numeric (0-10) -BR | —                 |   |
| Numeric Pain Intensity Score 1                | 0 -BR              | 0 -BR              | 0 -BR              | 0 -RG             |   |
| Patient's Stated Pain Goal                    | 0 (No Pain) -BR    | 0 (No Pain) -BR    | 0 (No Pain) -BR    | —                 |   |



WS Kennestone Hospital  
677 Church Street  
Marietta GA 30060-1101  
Inpatient Record

Maurice, Eugene George  
MRN: 561253820, DOB: 1/2/1949, Sex: M  
Adm: 6/17/2018, D/C: 6/21/2018

**Flowsheets (all recorded)**

**Ventilator Documentation**

| Row Name                      | 06/21/18 11:36:09     | 06/21/18 0830 | 06/21/18 07:35:36     | 06/21/18 04:07:21     | 06/20/18 23:57:07     |
|-------------------------------|-----------------------|---------------|-----------------------|-----------------------|-----------------------|
| <b>Respiratory Assessment</b> |                       |               |                       |                       |                       |
| Respiratory Pattern           | —                     | Regular -AM   | —                     | —                     | —                     |
| Pulse                         | 60 -DI (r) CI (t)     | —             | 62 -DI (r) CI (t)     | 63 -DI (r) TW (t)     | 109 -DI (r) TW (t)    |
| Resp                          | 18 -CI                | —             | 18 -CI                | 18 -DI (r) TW (t)     | 16 -DI (r) TW (t)     |
| BP                            | 123/59 -DI (r) CI (t) | —             | 137/64 -DI (r) CI (t) | 121/58 -DI (r) TW (t) | 124/53 -DI (r) TW (t) |
| Bilateral Breath Sounds       | —                     | Clear -AM     | —                     | —                     | —                     |
| <b>Readings</b>               |                       |               |                       |                       |                       |
| SpO2                          | 96 % -DI (r) CI (t)   | —             | 95 % -DI (r) CI (t)   | 93 % -DI (r) TW (t)   | 93 % -DI (r) TW (t)   |

| Row Name                      | 06/20/18 2133                   | 06/20/18 19:43:22     | 06/20/18 15:50:04       | 06/20/18 1458                   | 06/20/18 14:02:02     |
|-------------------------------|---------------------------------|-----------------------|-------------------------|---------------------------------|-----------------------|
| <b>Respiratory Assessment</b> |                                 |                       |                         |                                 |                       |
| Respiratory Pattern           | Regular -TS                     | —                     | —                       | Regular -MS                     | —                     |
| Pulse                         | —                               | 66 -DI (r) TW (t)     | 62 -DI (r) LF (t)       | —                               | 61 -DI (r) LF (t)     |
| Resp                          | —                               | 16 -DI (r) TW (t)     | 17 -DI (r) LF (t)       | —                               | —                     |
| BP                            | —                               | 113/55 -DI (r) TW (t) | 154/80 -DI (r) LF (t)   | —                               | 104/66 -DI (r) LF (t) |
| Chest Assessment              | Chest expansion symmetrical -TS | —                     | —                       | Chest expansion symmetrical -MS | —                     |
| R Breath Sounds               | —                               | —                     | —                       | Clear -MS                       | —                     |
| L Breath Sounds               | —                               | —                     | —                       | Diminished -MS                  | —                     |
| Cough                         | —                               | —                     | —                       | None -MS                        | —                     |
| Bilateral Breath Sounds       | Clear,Diminished -TS            | —                     | —                       | Clear,Diminished -MS            | —                     |
| <b>Readings</b>               |                                 |                       |                         |                                 |                       |
| SpO2                          | —                               | 93 % -DI (r) TW (t)   | (!) 89 % -DI (r) LF (t) | —                               | 92 % -DI (r) LF (t)   |

| Row Name                      | 06/20/18 1000 | 06/20/18 0909  | 06/20/18 0900  | 06/20/18 0800                   | 06/20/18 0600 |
|-------------------------------|---------------|----------------|----------------|---------------------------------|---------------|
| <b>Respiratory Assessment</b> |               |                |                |                                 |               |
| Respiratory Pattern           | —             | —              | —              | Regular -DG                     | —             |
| Pulse                         | 61 -DG        | 59 -DG         | 60 -DG         | 58 -DG                          | 59 -EE        |
| Resp                          | 18 -DG        | —              | 17 -DG         | 18 -DG                          | 20 -EE        |
| BP                            | 122/54 -DG    | (!) 122/49 -DG | (!) 122/49 -DG | 138/62 -DG                      | 129/57 -EE    |
| Chest Assessment              | —             | —              | —              | Chest expansion symmetrical -DG | —             |
| Bilateral Breath Sounds       | —             | —              | —              | Diminished -DG                  | —             |
| <b>Readings</b>               |               |                |                |                                 |               |
| SpO2                          | (!) 88 % -DG  | —              | (!) 87 % -DG   | (!) 88 % -DG                    | 93 % -EE      |

| Row Name                          | 06/20/18 0500 | 06/20/18 0400 | 06/20/18 0300 | 06/20/18 0200 | 06/20/18 0000 |
|-----------------------------------|---------------|---------------|---------------|---------------|---------------|
| <b>iFlolan Therapy Assessment</b> |               |               |               |               |               |
| MAP (mmHg)                        | 71 mm Hg -DG  | —             | 68 mm Hg -DG  | 81 mm Hg -DG  | 74 mm Hg -EE  |

| Row Name                          | 06/19/18 2300 | 06/19/18 2200 | 06/19/18 2100 | 06/19/18 2000  | 06/19/18 1900 |
|-----------------------------------|---------------|---------------|---------------|----------------|---------------|
| <b>Respiratory Assessment</b>     |               |               |               |                |               |
| Pulse                             | 57 -EE        | 56 -EE        | 57 -EE        | 64 -EE         | 59 -EE        |
| Resp                              | 20 -EE        | 19 -EE        | 21 -EE        | 16 -EE         | 22 -EE        |
| BP                                | 130/50 -EE    | 119/51 -EE    | 122/58 -EE    | (!) 111/47 -EE | —             |
| <b>Readings</b>                   |               |               |               |                |               |
| SpO2                              | 94 % -EE      | 94 % -EE      | 97 % -EE      | 91 % -EE       | 90 % -EE      |
| <b>iFlolan Therapy Assessment</b> |               |               |               |                |               |
| MAP (mmHg)                        | 70 mm Hg -EE  | 67 mm Hg -EE  | 73 mm Hg -EE  | 62 mm Hg -EE   | —             |

| Row Name                          | 06/19/18 2300 | 06/19/18 2200 | 06/19/18 2100 | 06/19/18 2000                   | 06/19/18 1900 |
|-----------------------------------|---------------|---------------|---------------|---------------------------------|---------------|
| <b>Respiratory Assessment</b>     |               |               |               |                                 |               |
| Respiratory Pattern               | —             | —             | —             | Regular -EE                     | —             |
| Pulse                             | 61 -EE        | 62 -EE        | 61 -EE        | 63 -EE                          | 64 -EE        |
| Resp                              | 21 -EE        | 22 -EE        | 16 -EE        | 21 -EE                          | 19 -EE        |
| BP                                | 128/56 -EE    | 132/51 -EE    | 130/60 -EE    | 135/58 -EE                      | 133/61 -EE    |
| Chest Assessment                  | —             | —             | —             | Chest expansion symmetrical -EE | —             |
| Bilateral Breath Sounds           | —             | —             | —             | Diminished -EE                  | —             |
| <b>Readings</b>                   |               |               |               |                                 |               |
| SpO2                              | 97 % -EE      | 96 % -EE      | 94 % -EE      | 94 % -EE                        | 94 % -EE      |
| <b>iFlolan Therapy Assessment</b> |               |               |               |                                 |               |



WS Kennestone Hospital  
677 Church Street  
Marietta GA 30060-1101  
Inpatient Record

Maurice, Eugene George  
MRN: 561253820, DOB: 1/2/1949, Sex: M  
Adm: 6/17/2018, D/C: 6/21/2018

**Flowsheets (all recorded) (continued)**

**Ventilator Documentation (continued)**

| Row Name                          | 06/19/18 2300                   | 06/19/18 2200  | 06/19/18 2100  | 06/19/18 2000                   | 06/19/18 1900 |
|-----------------------------------|---------------------------------|----------------|----------------|---------------------------------|---------------|
| MAP (mmHg)                        | —                               | 73 mm Hg -EE   | 77 mm Hg -EE   | 76 mm Hg -EE                    | 77 mm Hg -EE  |
| Row Name                          | 06/19/18 1800                   | 06/19/18 1700  | 06/19/18 1600  | 06/19/18 1500                   | 06/19/18 1430 |
| <b>Respiratory Assessment</b>     |                                 |                |                |                                 |               |
| Pulse                             | 61 -Jl                          | 59 -Jl         | 58 -Jl         | 56 -Jl                          | 57 -Jl        |
| Resp                              | 25 -Jl                          | 21 -Jl         | 20 -Jl         | 22 -Jl                          | 19 -Jl        |
| BP                                | 128/56 -Jl                      | 132/52 -Jl     | 134/58 -Jl     | 130/51 -Jl                      | 142/60 -Jl    |
| <b>Readings</b>                   |                                 |                |                |                                 |               |
| SpO2                              | 92 % -Jl                        | 96 % -Jl       | 95 % -Jl       | 96 % -Jl                        | 96 % -Jl      |
| <b>iFloian Therapy Assessment</b> |                                 |                |                |                                 |               |
| MAP (mmHg)                        | 72 mm Hg -Jl                    | 73 mm Hg -Jl   | 76 mm Hg -Jl   | 69 mm Hg -Jl                    | 82 mm Hg -Jl  |
| Row Name                          | 06/19/18 1335                   | 06/19/18 1330  | 06/19/18 1325  | 06/19/18 1321                   | 06/19/18 1114 |
| <b>Respiratory Assessment</b>     |                                 |                |                |                                 |               |
| Pulse                             | 54 -LFA                         | 54 -LFA        | 53 -LFA        | 53 -CR                          | 51 -PM        |
| Resp                              | 22 -LFA                         | 19 -LFA        | 21 -LFA        | 18 -CR                          | 13 -PM        |
| BP                                | 123/59 -LFA                     | 128/55 -LFA    | (!) 95/46 -LFA | 110/53 -CR                      | 123/54 -PM    |
| <b>Readings</b>                   |                                 |                |                |                                 |               |
| SpO2                              | 100 % -LFA                      | 97 % -LFA      | 92 % -LFA      | 93 % -CR                        | 98 % -PM      |
| Row Name                          | 06/19/18 1000                   | 06/19/18 0900  | 06/19/18 0808  | 06/19/18 0800                   | 06/19/18 0700 |
| <b>Respiratory Assessment</b>     |                                 |                |                |                                 |               |
| Respiratory Pattern               | —                               | —              | —              | Regular -Jl                     | —             |
| Pulse                             | 50 -Jl                          | 51 -Jl         | 55 -Jl         | 56 -Jl                          | 63 -Jl        |
| Resp                              | 20 -Jl                          | 18 -Jl         | —              | 18 -Jl                          | 18 -Jl        |
| BP                                | (!) 124/49 -Jl                  | (!) 119/44 -Jl | (!) 126/47 -Jl | (!) 126/47 -Jl                  | 143/52 -Jl    |
| Chest Assessment                  | —                               | —              | —              | Chest expansion symmetrical -Jl | —             |
| Cough                             | —                               | —              | —              | Spontaneous -Jl                 | —             |
| Bilateral Breath Sounds           | —                               | —              | —              | Diminished -Jl                  | —             |
| <b>Readings</b>                   |                                 |                |                |                                 |               |
| SpO2                              | 92 % -Jl                        | 95 % -Jl       | —              | 97 % -Jl                        | 96 % -Jl      |
| <b>iFloian Therapy Assessment</b> |                                 |                |                |                                 |               |
| MAP (mmHg)                        | 68 mm Hg -Jl                    | 62 mm Hg -Jl   | —              | 66 mm Hg -Jl                    | 76 mm Hg -Jl  |
| Row Name                          | 06/19/18 0600                   | 06/19/18 0500  | 06/19/18 0400  | 06/19/18 0300                   | 06/19/18 0200 |
| <b>Respiratory Assessment</b>     |                                 |                |                |                                 |               |
| Pulse                             | 52 -RM                          | 53 -RM         | 55 -RM         | 55 -RM                          | 54 -RM        |
| Resp                              | 17 -RM                          | 17 -RM         | 20 -RM         | 16 -RM                          | 19 -RM        |
| BP                                | (!) 109/40 -RM                  | (!) 124/49 -RM | 127/55 -RM     | 120/59 -RM                      | 113/50 -RM    |
| <b>Readings</b>                   |                                 |                |                |                                 |               |
| SpO2                              | 94 % -RM                        | 96 % -RM       | 98 % -RM       | 92 % -RM                        | 93 % -RM      |
| <b>iFloian Therapy Assessment</b> |                                 |                |                |                                 |               |
| MAP (mmHg)                        | (!) 56 mm Hg -RM                | 68 mm Hg -RM   | 73 mm Hg -RM   | 73 mm Hg -RM                    | 62 mm Hg -RM  |
| Row Name                          | 06/19/18 0100                   | 06/19/18 0000  | 06/18/18 2300  | 06/18/18 2200                   | 06/18/18 2100 |
| <b>Respiratory Assessment</b>     |                                 |                |                |                                 |               |
| Pulse                             | 53 -RM                          | 56 -RM         | 59 -RM         | 55 -RM                          | 56 -RM        |
| Resp                              | 19 -RM                          | 21 -RM         | 20 -RM         | 21 -RM                          | 21 -RM        |
| BP                                | (!) 109/44 -RM                  | (!) 123/43 -RM | 127/59 -RM     | —                               | —             |
| <b>Readings</b>                   |                                 |                |                |                                 |               |
| SpO2                              | 92 % -RM                        | 94 % -RM       | 97 % -RM       | 99 % -RM                        | 99 % -RM      |
| <b>iFloian Therapy Assessment</b> |                                 |                |                |                                 |               |
| MAP (mmHg)                        | 61 mm Hg -RM                    | 61 mm Hg -RM   | 75 mm Hg -RM   | —                               | —             |
| Row Name                          | 06/18/18 2000                   | 06/18/18 1900  | 06/18/18 1800  | 06/18/18 1600                   | 06/18/18 1500 |
| <b>Respiratory Assessment</b>     |                                 |                |                |                                 |               |
| Respiratory Pattern               | Regular -RM                     | —              | —              | —                               | —             |
| Pulse                             | 56 -RM                          | 56 -RM         | 56 -RM         | 52 -Jl                          | 54 -Jl        |
| Resp                              | 22 -RM                          | 22 -RM         | 20 -RM         | 20 -Jl                          | 18 -Jl        |
| BP                                | —                               | —              | 132/60 -RM     | 142/57 -Jl                      | 151/56 -Jl    |
| Chest Assessment                  | Chest expansion symmetrical -RM | —              | —              | —                               | —             |





WS Kennestone Hospital  
677 Church Street  
Marietta GA 30060-1101  
Inpatient Record

Maurice, Eugene George  
MRN: 561253820, DOB: 1/2/1949, Sex: M  
Adm: 6/17/2018, D/C: 6/21/2018

**Flowsheets (all recorded) (continued)**

**Ventilator Documentation (continued)**

| Row Name                | 06/18/18 2000             | 06/18/18 1900 | 06/18/18 1800 | 06/18/18 1600 | 06/18/18 1500 |
|-------------------------|---------------------------|---------------|---------------|---------------|---------------|
| R Breath Sounds         | Diminished -RM            | ---           | ---           | ---           | ---           |
| L Breath Sounds         | Diminished -RM            | ---           | ---           | ---           | ---           |
| Cough                   | Spontaneous;Strong<br>-RM | ---           | ---           | ---           | ---           |
| Bilateral Breath Sounds | Diminished -RM            | ---           | ---           | ---           | ---           |
| <b>Readings</b>         |                           |               |               |               |               |
| SpO2                    | 96 % -RM                  | (I) 89 % -RM  | 94 % -RM      | (I) 87 % -JI  | 95 % -JI      |

**iFloian Therapy Assessment**

|            |     |     |              |              |              |
|------------|-----|-----|--------------|--------------|--------------|
| MAP (mmHg) | --- | --- | 75 mm Hg -RM | 76 mm Hg -JI | 79 mm Hg -JI |
|------------|-----|-----|--------------|--------------|--------------|

| Row Name | 06/18/18 1400 | 06/18/18 1300 | 06/18/18 1200 | 06/18/18 1100 | 06/18/18 1000 |
|----------|---------------|---------------|---------------|---------------|---------------|
|----------|---------------|---------------|---------------|---------------|---------------|

**Respiratory Assessment**

|       |            |                |            |                |            |
|-------|------------|----------------|------------|----------------|------------|
| Pulse | 58 -JI     | 57 -JI         | 52 -JI     | 50 -JI         | 51 -JI     |
| Resp  | 19 -JI     | 15 -JI         | 18 -JI     | 17 -JI         | 16 -JI     |
| BP    | 134/53 -JI | (I) 130/45 -JI | 140/56 -JI | (I) 128/46 -JI | 131/52 -JI |

**Readings**

|      |          |          |     |          |          |
|------|----------|----------|-----|----------|----------|
| SpO2 | 91 % -JI | 93 % -JI | --- | 97 % -JI | 98 % -JI |
|------|----------|----------|-----|----------|----------|

**iFloian Therapy Assessment**

|            |              |              |              |              |              |
|------------|--------------|--------------|--------------|--------------|--------------|
| MAP (mmHg) | 72 mm Hg -JI | 65 mm Hg -JI | 77 mm Hg -JI | 66 mm Hg -JI | 72 mm Hg -JI |
|------------|--------------|--------------|--------------|--------------|--------------|

| Row Name | 06/18/18 0900 | 06/18/18 0800 | 06/18/18 0700 | 06/18/18 0600 | 06/18/18 0500 |
|----------|---------------|---------------|---------------|---------------|---------------|
|----------|---------------|---------------|---------------|---------------|---------------|

**Respiratory Assessment**

|                         |            |                                    |                |                |            |
|-------------------------|------------|------------------------------------|----------------|----------------|------------|
| Respiratory Pattern     | ---        | Regular -JI                        | ---            | ---            | ---        |
| Pulse                   | (I) 49 -JI | (I) 48 -JI                         | (I) 46 -JI     | (I) 46 -RM     | (I) 47 -RM |
| Resp                    | 16 -JI     | 17 -JI                             | 17 -JI         | 13 -RM         | 18 -RM     |
| BP                      | 137/54 -JI | (I) 123/49 -JI                     | (I) 115/49 -JI | (I) 126/48 -RM | 122/52 -RM |
| Chest Assessment        | ---        | Chest expansion<br>symmetrical -JI | ---            | ---            | ---        |
| Cough                   | ---        | Strong;Spontaneous -JI             | ---            | ---            | ---        |
| Bilateral Breath Sounds | ---        | Diminished -JI                     | ---            | ---            | ---        |

**Readings**

|      |           |          |          |          |          |
|------|-----------|----------|----------|----------|----------|
| SpO2 | 100 % -JI | 91 % -JI | 95 % -JI | 97 % -RM | 97 % -RM |
|------|-----------|----------|----------|----------|----------|

**iFloian Therapy Assessment**

|            |              |              |              |              |              |
|------------|--------------|--------------|--------------|--------------|--------------|
| MAP (mmHg) | 75 mm Hg -JI | 66 mm Hg -JI | 65 mm Hg -JI | 68 mm Hg -RM | 69 mm Hg -RM |
|------------|--------------|--------------|--------------|--------------|--------------|

| Row Name | 06/18/18 0445 | 06/18/18 0400 | 06/18/18 0300 | 06/18/18 0200 | 06/18/18 0115 |
|----------|---------------|---------------|---------------|---------------|---------------|
|----------|---------------|---------------|---------------|---------------|---------------|

**Respiratory Assessment**

|       |            |            |                |                |        |
|-------|------------|------------|----------------|----------------|--------|
| Pulse | (I) 47 -RM | (I) 49 -RM | (I) 49 -RM     | 51 -RM         | 54 -RM |
| Resp  | 18 -RM     | 19 -RM     | 18 -RM         | 19 -RM         | 20 -RM |
| BP    | 120/52 -RM | 117/50 -RM | (I) 109/43 -RM | (I) 102/39 -RM | ---    |

**Readings**

|      |     |          |          |              |     |
|------|-----|----------|----------|--------------|-----|
| SpO2 | --- | 97 % -RM | 92 % -RM | (I) 87 % -RM | --- |
|------|-----|----------|----------|--------------|-----|

**iFloian Therapy Assessment**

|            |     |              |              |                  |     |
|------------|-----|--------------|--------------|------------------|-----|
| MAP (mmHg) | --- | 67 mm Hg -RM | 60 mm Hg -RM | (I) 55 mm Hg -RM | --- |
|------------|-----|--------------|--------------|------------------|-----|

| Row Name | 06/18/18 0100 | 06/18/18 0051 | 06/18/18 0013 | 06/18/18 0000 | 06/17/18 2300 |
|----------|---------------|---------------|---------------|---------------|---------------|
|----------|---------------|---------------|---------------|---------------|---------------|

**Respiratory Assessment**

|                     |            |            |     |                                    |                |
|---------------------|------------|------------|-----|------------------------------------|----------------|
| Respiratory Pattern | ---        | ---        | --- | Regular -RM                        | ---            |
| Pulse               | 57 -RM     | 57 -RM     | --- | 55 -RM                             | 54 -RM         |
| Resp                | 21 -RM     | 20 -RM     | --- | 20 -RM                             | 17 -RM         |
| BP                  | 123/51 -RM | 140/52 -RM | --- | (I) 115/45 -RM                     | (I) 110/41 -RM |
| Chest Assessment    | ---        | ---        | --- | Chest expansion<br>symmetrical -RM | ---            |
| R Breath Sounds     | ---        | ---        | --- | Diminished -RM                     | ---            |
| L Breath Sounds     | ---        | ---        | --- | Diminished -RM                     | ---            |
| Cough               | ---        | ---        | --- | Strong;Loose -RM                   | ---            |

**Readings**

|      |              |     |     |          |          |
|------|--------------|-----|-----|----------|----------|
| SpO2 | (I) 88 % -RM | --- | --- | 92 % -RM | 90 % -RM |
|------|--------------|-----|-----|----------|----------|

**iFloian Therapy Assessment**

|            |              |     |     |              |                  |
|------------|--------------|-----|-----|--------------|------------------|
| MAP (mmHg) | 69 mm Hg -RM | --- | --- | 62 mm Hg -RM | (I) 58 mm Hg -RM |
|------------|--------------|-----|-----|--------------|------------------|





WS Kennestone Hospital  
 677 Church Street  
 Marietta GA 30060-1101  
 Inpatient Record

Maurice, Eugene George  
 MRN: 561253820, DOB: 1/2/1949, Sex: M  
 Adm: 6/17/2018, D/C: 6/21/2018

**Flowsheets (all recorded) (continued)**

**Ventilator Documentation (continued)**

| Row Name                      | 06/18/18 0100 | 06/18/18 0051 | 06/18/18 0013              | 06/18/18 0000 | 06/17/18 2300 |
|-------------------------------|---------------|---------------|----------------------------|---------------|---------------|
| <b>Transport Assist</b>       |               |               |                            |               |               |
| ## RCP Transport (30 min)     | ---           | ---           | With RCP in attendance -SJ | ---           | ---           |
| Patient O2/Ventilator support | ---           | ---           | On NIV -SJ                 | ---           | ---           |
| Patient transport destination | ---           | ---           | Admitted unit -SJ          | ---           | ---           |
| How tolerated?                | ---           | ---           | Without event -SJ          | ---           | ---           |

| Row Name                      | 06/17/18 2225  | 06/17/18 2037 | 06/17/18 1823 | 06/17/18 1738 | 06/17/18 1720 |
|-------------------------------|----------------|---------------|---------------|---------------|---------------|
| <b>Respiratory Assessment</b> |                |               |               |               |               |
| Pulse                         | 53 -AF         | 57 -BR        | 51 -BR        | 55 -BR        | 55 -BR        |
| Resp                          | 18 -AF         | 16 -BR        | 18 -BR        | 18 -BR        | 18 -BR        |
| BP                            | (I) 128/41 -AF | 134/59 -BR    | 126/55 -BR    | 132/56 -BR    | 129/53 -BR    |

| <b>Readings</b> |          |           |           |           |     |
|-----------------|----------|-----------|-----------|-----------|-----|
| SpO2            | 92 % -AF | 100 % -BR | 100 % -BR | 100 % -BR | --- |

| <b>Adult IBW/VT Calculations</b> |                   |     |     |     |     |
|----------------------------------|-------------------|-----|-----|-----|-----|
| Height                           | 67" (1.702 m) -AF | --- | --- | --- | --- |
| IBW/kg (Calculated)              | 66.1 -AF          | --- | --- | --- | --- |
| Range Vt 4mL/kg                  | 264.4 mL/kg -AF   | --- | --- | --- | --- |
| Low Range Vt 6mL/kg              | 396.6 mL/kg -AF   | --- | --- | --- | --- |
| Adult Moderate Range Vt 8mL/kg   | 528.8 mL/kg -AF   | --- | --- | --- | --- |
| Adult High Range Vt 10mL/kg      | 661 mL/kg -AF     | --- | --- | --- | --- |

| Row Name | 06/17/18 1708 | 06/17/18 1538 | 06/17/18 1537 | 06/17/18 1502 | 06/17/18 1437 |
|----------|---------------|---------------|---------------|---------------|---------------|
|----------|---------------|---------------|---------------|---------------|---------------|

**[REMOVED] Anesthesia Airway Nasal Cannula**

AN Airway Properties Placement Date: 06/12/18 -AH Placement Time: 1253 -AH Airway Device: Nasal Cannula -AH Removal Date: 06/17/18 -RG, N/E

| <b>Respiratory Assessment</b> |                |                                 |            |            |        |
|-------------------------------|----------------|---------------------------------|------------|------------|--------|
| Respiratory Pattern           | ---            | Labored -RG                     | ---        | ---        | ---    |
| Pulse                         | 55 -BR         | ---                             | 55 -RG     | 54 -RG     | 56 -NS |
| Resp                          | 18 -BR         | ---                             | 22 -RG     | 25 -RG     | ---    |
| BP                            | (I) 115/49 -BR | ---                             | 114/51 -RG | 112/52 -RG | ---    |
| Chest Assessment              | ---            | Chest expansion symmetrical -RG | ---        | ---        | ---    |
| Bilateral Breath Sounds       | ---            | Diminished -RG                  | ---        | ---        | ---    |

| <b>Readings</b> |           |     |     |           |          |
|-----------------|-----------|-----|-----|-----------|----------|
| SpO2            | 100 % -BR | --- | --- | 100 % -RG | 98 % -NS |



WS Kennestone Hospital  
 677 Church Street  
 Marietta GA 30060-1101  
 Inpatient Record

Maurice, Eugene George  
 MRN: 561253820, DOB: 1/2/1949, Sex: M  
 Adm: 6/17/2018, D/C: 6/21/2018

**Flowsheets (all recorded)**

**DCP Assessment**

| Row Name                              | 06/20/18 1241  | 06/18/18 1259  | 06/18/18 1000 | 06/18/18 0000   |
|---------------------------------------|--|--|---------------|-----------------|
| <b>Patient Information</b>            |  |  |               |                 |
| Living Situation Prior to Admission   | ---  | Home -KG   | ---           | Home -RM        |
| Marital Status                        | ---  | Married -KG  | ---           | ---             |
| Primary Caregiver                     | ---  | Family (relationship) primary caregiver is self -KG                        | ---           | None -RM        |
| Caregiver Name(s)                     | ---  | Shirley Maurice (spouse) -KG   | ---           | ---             |
| Caregiver Phone Number(s)             | ---  | 678-398-9479 -KG   | ---           | ---             |
| <b>Legal Information</b>              |  |  |               |                 |
| Advance Directives Status             | ---  | Patient declined information -KG   | ---           | ---             |
| <b>Current State</b>                  |  |  |               |                 |
| Functional Status                     | ---  | Independent -KG  | ---           | ---             |
| Personal Responsibilities             | ---  | Housekeeping;Cooking;Money Mgmt;Driving;Yardwork;Medication Management -KG | ---           | ---             |
| Home Equipment                        | ---  | None -KG   | ---           | ---             |
| Type of Home Services                 | ---  | None -KG   | ---           | ---             |
| Bladder Control                       | ---  | Continent -KG  | ---           | ---             |
| Bowel Control                         | ---  | Continent -KG  | ---           | ---             |
| Cognition                             | ---  | Oriented to person;Oriented to place;Oriented to time -KG                  | ---           | ---             |
| Communication/Literacy                | ---  | Understands speaking;Talks;Understands English -KG                         | ---           | ---             |
| <b>Income Information</b>             |  |  |               |                 |
| Income Source                         | ---  | Disability/SSI -KG   | ---           | ---             |
| <b>Discharge Plan</b>                 |  |  |               |                 |
| Case Management Barriers to Discharge | ---  | No Barriers -KG  | ---           | ---             |
| Is Discharge Transport arranged?      | ---  | Yes -KG  | ---           | Yes -RM         |
| Family Concur                         | ---  | Yes -KG  | ---           | ---             |
| Patient Concur                        | ---  | Yes -KG  | ---           | ---             |
| Discharge Facility Type               | ---  | Home -KG   | ---           | ---             |
| Barriers to discharge                 | ---  | ---  | ---           | No Barriers -RM |
| <b>Patient Discharge Risk Level</b>   |  |  |               |                 |
| Readmission Risk                      | ---  | Mod LACE Score of 6-11) -KG  | ---           | ---             |
| Readmission Risk Score                | ---  | 11 -KG   | ---           | ---             |
| <b>Notes</b>                          |  |  |               |                 |
| DC Plan/Observations                  | 06/20/2018 Home with self care pending medical progress. -KG | Home with self care. -KG   | ---           | ---             |
| <b>IA/UM Assessments Completed</b>    |  |  |               |                 |
| Initial Assessment Complete           | ---  | Yes -KG  | ---           | ---             |
| UM Assessment Complete                | ---  | ---  | Yes -VT       | ---             |



WS Kennestone Hospital  
677 Church Street  
Marietta GA 30060-1101  
Inpatient Record

Maurice, Eugene George  
MRN: 561253820, DOB: 1/2/1949, Sex: M  
Adm: 6/17/2018, D/C: 6/21/2018

**Flowsheets (all recorded)**

**Daily Cares**

| Row Name                                      | 06/21/18 1200  | 06/21/18 1000  | 06/21/18 0800  | 06/21/18 04:07:21          | 06/20/18 23:57:07   |
|---|--|--|--|----------------------------|---|
| <b>Safe Environment</b>                       |  |  |  |                            |   |
| Arm Bands On                                  | ID;Allergies -CI   | ID;Allergies -JK   | ID;Allergies -CI   | ID;Allergies -TW           | ID;Allergies -TW  |
| Safety Checks                                 | Overbed table in reach;Bed in lowest position;Wheels on bed locked;NonSkid Footwear on;Call light in reach -CI | Overbed table in reach;Bed in lowest position;Wheels on bed locked;NonSkid Footwear on;Call light in reach -JK | Overbed table in reach;Bed in lowest position;Wheels on bed locked;NonSkid Footwear on;Call light in reach -CI | Overbed table in reach -TW | Overbed table in reach -TW  |
| Safety Alarm Verified                         | No alarm -CI   | No alarm -JK   | No alarm -CI   | No alarm -TW               | No alarm -TW  |
| Side Rails/Bed Safety                         | 3/4 -CI  | 3/4 -JK  | 3/4 -CI  | 3/4 -TW                    | 3/4 -TW   |
| <b>Fall Risk Interventions</b>                |  |  |  |                            |   |
| Fall Prevention Interventions                 | Frequent Visual Checks/Rounding -CI  | Frequent Visual Checks/Rounding;Needed items within reach;Adequate room lighting;Yellow Armband, Socks -JK     | Yellow Armband, Socks -CI  | Yellow Armband, Socks -TW  | Yellow Armband, Socks -TW   |
| Fall Prevention Education Reviewed with :     | Patient -CI  | Patient -JK  | Patient -CI  | Patient -TW                | Patient -TW   |
| <b>Mobility</b>                               |  |  |  |                            |   |
| Mobility Intervention                         | Resting in bed -CI   | Stand at bedside;Ambulate in room;Back to bed -JK  | Resting in bed -CI   | Ambulate in hall -TW       | Ambulate in room -TW  |
| Assistive Device                              | None -CI   | None -JK   | None -CI   | None -TW                   | None -TW  |
| Level of Assistance                           | Independent -CI  | Independent -JK  | Independent -CI  | Independent -TW            | Standby assist, set-up cues, supervision of patient - no hands on -TW |
| Distance Ambulated (ft)                       | —  | 20 ft -JK  | —  | 700 ft -TW                 | 20 ft -TW   |
| Ambulation Response                           | Tolerated well -CI   | Tolerated well -JK   | Tolerated well -CI   | Tolerated well -TW         | Tolerated well -TW  |
| Active Range of Motion                        | Active -CI   | Active -JK   | Active;All extremities -CI   | All extremities -TW        | Active;All extremities -TW  |
| <b>Patient Position</b>                       |  |  |  |                            |   |
| Head of Bed Elevated > / = 30 degrees         | Yes -CI  | —  | Yes -CI  | Yes -TW                    | Yes -TW   |
| Repositioned                                  | Turns self;Semi Fowler's -CI   | Sitting -JK  | Turns self -CI   | Turns self -TW             | Turns self -TW  |
| Heels/Feet                                    | Foot of bed elevated -CI   | —  | Foot of bed elevated -CI   | Foot of bed elevated -TW   | Heels elevated off bed -TW  |
| <b>Hygiene</b>                                |  |  |  |                            |   |
| Hygiene Performed                             | Patient/family refused -CI   | —  | —  | Patient/family refused -TW | Patient/family refused -TW  |
| Performed by                                  | Self -CI   | —  | Self -CI   | Self -TW                   | Self -TW  |
| <b>Anti-Embolism Devices</b>                  |  |  |  |                            |   |
| Anti-Embolism Devices                         | Temporarily "Off" -CI  | Temporarily "Off" -JK  | Temporarily "Off" -CI  | Temporarily "Off" -TW      | Temporarily "Off" -TW   |
| Patient Refused                               | Yes -CI  | Yes -JK  | Yes -CI  | Yes -TW                    | Yes -TW   |
| <b>Nutrition</b>                              |  |  |  |                            |   |
| Feeding                                       | Able to feed self -CI  | Able to feed self -JK  | —  | Able to feed self -TW      | Able to feed self -TW   |
| Appetite                                      | —  | Good -JK   | —  | Good -TW                   | Good -TW  |
| Diet Supplements                              | —  | —  | —  | None -TW                   | None -TW  |
| Percent Meals Eaten (%)                       | —  | 100 % -JK  | —  | 0 % -TW                    | 0 % -TW   |
| Snacks Eaten (%)                              | —  | —  | —  | 0 -TW                      | 0 -TW   |
| Supplement Consumed (%)                       | —  | —  | —  | 0 -TW                      | 0 -TW   |
| <b>Precautions</b>                            |  |  |  |                            |   |
| Precautions                                   | —  | None -JK   | —  | None -TW                   | None -TW  |
| <b>Family/Significant Other Communication</b> |  |  |  |                            |   |
| Family/Significant Other Update               | —  | —  | —  | Other (Comment) -TW        | Other (Comment) -TW   |
| <b>Telemetry Details</b>                      |  |  |  |                            |   |
| Telemetry Monitor On                          | —  | —  | Other (Comment) dc -CI   | Yes -TW                    | Yes -TW   |



WS Kennestone Hospital  
677 Church Street  
Marietta GA 30060-1101  
Inpatient Record

Maurice, Eugene George  
MRN: 561253820, DOB: 1/2/1949, Sex: M  
Adm: 6/17/2018, D/C: 6/21/2018

**Flowsheets (all recorded) (continued)**

**Daily Cares (continued)**

| Row Name                                      | 06/21/18 1200   | 06/21/18 1000   | 06/21/18 0800        | 06/21/18 04:07:21  | 06/20/18 23:57:07  |
|---|---|---|----------------------|--|--|
| Telemetry Audible                             | ---   | ---   | No -CI               | Yes -TW  | Yes -TW  |
| Telemetry Box Number                          | ---   | ---   | --- -CI              | 5208 -TW   | 5208 -TW   |
| Telemetry Alarms Set                          | ---   | ---   | --- -CI              | Yes -TW  | Yes -TW  |
| <b>Incentive Spirometer</b>                   |   |   |                      |  |  |
| Is pt using incentive spirometer?             | ---   | Yes, independent -JK  | Yes, independent -CI | Yes, independent -TW   | Yes, independent -TW   |
| Row Name                                      | 06/20/18 2133   | 06/20/18 19:43:22   | 06/20/18 0800        | 06/20/18 0600  | 06/20/18 0400  |
| <b>Safe Environment</b>                       |   |   |                      |  |  |
| Arm Bands On                                  | ---   | ID;Allergies -TW  | ---                  | ID -JP   | ID -JP   |
| Safety Checks                                 | ---   | Overbed table in reach -TW  | ---                  | Overbed table in reach;Bed in lowest position;Wheels on bed locked;NonSkid Footwear on;Call light in reach -JP | Overbed table in reach;Bed in lowest position;Wheels on bed locked;NonSkid Footwear on;Call light in reach -JP |
| Safety Alarm Verified                         | ---   | No alarm -TW  | ---                  | No alarm -JP   | No alarm -JP   |
| Side Rails/Bed Safety                         | ---   | 3/4 -TW   | ---                  | 3/4 -JP  | 3/4 -JP  |
| <b>Fall Risk Interventions</b>                |   |   |                      |  |  |
| Fall Prevention Interventions                 | ---   | Yellow Armband, Socks -TW   | ---                  | Yellow Armband, Socks -JP  | Yellow Armband, Socks -JP  |
| Fall Prevention Education Reviewed with :     | ---   | Patient -TW   | ---                  | Patient;Family -JP   | Patient;Family -JP   |
| <b>Mobility</b>                               |   |   |                      |  |  |
| Mobility Intervention                         | Ambulate in room -TW  | Resting in bed -TW  | ---                  | Resting in bed -JP   | Resting in bed -JP   |
| Assistive Device                              | None -TW  | ---   | ---                  | ---  | ---  |
| Level of Assistance                           | Standby assist, set-up cues, supervision of patient - no hands on -TW | Standby assist, set-up cues, supervision of patient - no hands on -TW | ---                  | Standby assist, set-up cues, supervision of patient - no hands on -JP  | Standby assist, set-up cues, supervision of patient - no hands on -JP  |
| Distance Ambulated (ft)                       | 20 ft -TW   | ---   | ---                  | ---  | ---  |
| Ambulation Response                           | Tolerated well -TW  | Tolerated well -TW  | ---                  | ---  | ---  |
| Active Range of Motion                        | Active;All extremities -TW  | Active;All extremities -TW  | ---                  | Active;All extremities -JP   | Active;All extremities -JP   |
| <b>Patient Position</b>                       |   |   |                      |  |  |
| Head of Bed Elevated > / = 30 degrees         | Yes -TW   | Yes -TW   | ---                  | Yes -JP  | Yes -JP  |
| Repositioned                                  | Turns self -TW  | Turns self -TW  | ---                  | Turns self -JP   | Turns self -JP   |
| Heels/Feet                                    | Heels elevated off bed -TW  | Heels elevated off bed -TW  | ---                  | Heels elevated off bed -JP   | Heels elevated off bed -JP   |
| <b>Hygiene</b>                                |   |   |                      |  |  |
| Hygiene Performed                             | ---   | Patient/family refused -TW  | ---                  | ---  | ---  |
| Performed by                                  | ---   | Self -TW  | ---                  | ---  | ---  |
| <b>Anti-Embolism Devices</b>                  |   |   |                      |  |  |
| Anti-Embolism Devices                         | ---   | Temporarily "Off" -TW   | Off -DG              | ---  | ---  |
| Patient Refused                               | ---   | Yes -TW   | Yes -DG              | ---  | ---  |
| <b>Nutrition</b>                              |   |   |                      |  |  |
| Feeding                                       | ---   | Able to feed self -TW   | ---                  | ---  | ---  |
| Appetite                                      | ---   | Good -TW  | ---                  | ---  | ---  |
| Diet Supplements                              | ---   | None -TW  | ---                  | ---  | ---  |
| Percent Meals Eaten (%)                       | ---   | 0 % -TW   | ---                  | ---  | ---  |
| Snacks Eaten (%)                              | ---   | 0 -TW   | ---                  | ---  | ---  |
| Supplement Consumed (%)                       | ---   | 0 -TW   | ---                  | ---  | ---  |
| <b>Precautions</b>                            |   |   |                      |  |  |
| Precautions                                   | ---   | None -TW  | ---                  | ---  | ---  |
| <b>Family/Significant Other Communication</b> |   |   |                      |  |  |
| Family/Significant Other Update               | ---   | Called -TW  | ---                  | ---  | ---  |





WS Kennestone Hospital  
677 Church Street  
Marietta GA 30060-1101  
Inpatient Record

Maurice, Eugene George  
MRN: 561253820, DOB: 1/2/1949, Sex: M  
Adm: 6/17/2018, D/C: 6/21/2018

**Flowsheets (all recorded) (continued)**

**Daily Cares (continued)**

| Row Name                          | 06/20/18 2133         | 06/20/18 19:43:22    | 06/20/18 0800         | 06/20/18 0600 | 06/20/18 0400 |
|-----------------------------------|-----------------------|----------------------|-----------------------|---------------|---------------|
| <b>Telemetry Details</b>          |                       |                      |                       |               |               |
| Telemetry Monitor On              | Yes -TS               | Yes -TW              | No -DG                | ---           | ---           |
| Telemetry Audible                 | Yes -TS               | Yes -TW              | ---                   | ---           | ---           |
| Telemetry Box Number              | 5208 -TS              | 5208 -TW             | ---                   | ---           | ---           |
| Telemetry Alarms Set              | Yes -TS               | Yes -TW              | ---                   | ---           | ---           |
| <b>Incentive Spirometer</b>       |                       |                      |                       |               |               |
| Is pt using incentive spirometer? | Yes (independent) -TS | Yes, independent -TW | Yes (independent) -DG | ---           | ---           |

| Row Name                                  | 06/20/18 0200  | 06/20/18 0000  | 06/19/18 2200  | 06/19/18 2000  | 06/19/18 1600  |
|---|--|--|--|--|--|
| <b>Safe Environment</b>                   |  |  |  |  |  |
| Arm Bands On                              | ID -JP   | ID -JP   | ID -JP   | ID -JP   | ID -FT   |
| Safety Checks                             | Overbed table in reach;Bed in lowest position;Wheels on bed locked;NonSkid Footwear on;Call light in reach -JP | Overbed table in reach;Wheels on bed locked;Bed in lowest position;NonSkid Footwear on;Call light in reach -JP | Overbed table in reach;Bed in lowest position;Wheels on bed locked;Call light in reach -JP | Overbed table in reach;Bed in lowest position;Wheels on bed locked;Call light in reach -JP | Overbed table in reach;Bed in lowest position;Wheels on bed locked;Call light in reach -FT |
| Safety Alarm Verified                     | No alarm -JP   | No alarm -JP   | No alarm -JP   | No alarm -JP   | No alarm -FT   |
| Side Rails/Bed Safety                     | 3/4 -JP  | 3/4 -JP  | 3/4 -JP  | 3/4 -JP  | 3/4 -FT  |
| <b>Fall Risk Interventions</b>            |  |  |  |  |  |
| Fall Prevention Interventions             | Yellow Armband, Socks -JP  | Yellow Armband, Socks -JP  | Yellow Armband, Socks;Needed items within reach -JP  | Yellow Armband, Socks;Needed items within reach -JP  | Yellow Armband, Socks;Needed items within reach -FT  |
| Fall Prevention Education Reviewed with : | Patient;Family -JP   | Patient;Family -JP   | Patient;Family -JP   | Patient;Family -JP   | Patient;Family -FT   |
| <b>Mobility</b>                           |  |  |  |  |  |
| Mobility Intervention                     | Resting in bed -JP   | Resting in bed -JP   | Resting in bed -JP   | Resting in bed -JP   | Resting in bed -FT   |
| Assistive Device                          | ---  | ---  | ---  | ---  | None -FT   |
| Level of Assistance                       | Standby assist, set-up cues, supervision of patient - no hands on -JP  | Standby assist, set-up cues, supervision of patient - no hands on -JP  | Standby assist, set-up cues, supervision of patient - no hands on -JP                      | Standby assist, set-up cues, supervision of patient - no hands on -JP                      | Standby assist, set-up cues, supervision of patient - no hands on -FT                      |
| Active Range of Motion                    | Active;All extremities -JP   | Active;All extremities -JP   | Active;All extremities -JP   | Active;All extremities -JP   | Active;All extremities -FT   |
| <b>Patient Position</b>                   |  |  |  |  |  |
| Head of Bed Elevated > / = 30 degrees     | Yes -JP  | Yes -JP  | Yes -JP  | Yes -JP  | Yes -FT  |
| Repositioned                              | Turns self -JP   | Turns self -JP   | Turns self -JP   | Turns self -JP   | Turns self -FT   |
| Heels/Feet                                | Heels elevated off bed -JP   | Heels elevated off bed -JP   | Heels elevated off bed -JP   | Heels elevated off bed -JP   | Heels elevated off bed -FT   |
| <b>Anti-Embolism Devices</b>              |  |  |  |  |  |
| Anti-Embolism Devices                     | ---  | ---  | ---  | Off -EE  | ---  |
| <b>Incentive Spirometer</b>               |  |  |  |  |  |
| Is pt using incentive spirometer?         | ---  | ---  | ---  | Yes (independent) -EE  | ---  |

| Row Name                           | 06/19/18 1429  | 06/19/18 1118 | 06/19/18 1000  | 06/19/18 0800  | 06/19/18 0600  |
|------------------------------------|--|---------------|--|--|--|
| <b>Safe Environment</b>            |  |               |  |  |  |
| Arm Bands On                       | ID -FT   | ---           | ID -DF   | ID -DF   | ID;Allergies -MJ   |
| Safety Checks                      | Overbed table in reach;Bed in lowest position;Wheels on bed locked;Call light in reach -FT | ---           | Overbed table in reach;Bed in lowest position;Wheels on bed locked;NonSkid Footwear on;Call light in reach -DF | Overbed table in reach;Bed in lowest position;Wheels on bed locked;NonSkid Footwear on;Call light in reach -DF | Overbed table in reach;Bed in lowest position;Wheels on bed locked;Call light in reach -MJ |
| Safety Alarm Verified              | No alarm -FT   | ---           | No alarm -DF   | No alarm -DF   | No alarm -MJ   |
| Side Rails/Bed Safety              | 3/4 -FT  | ---           | 3/4 -DF  | 3/4 -DF  | 3/4 -MJ  |
| <b>Fall Risk Interventions</b>     |  |               |  |  |  |
| Fall Prevention Interventions      | Yellow Armband, Socks;Needed items within reach -FT  | ---           | Frequent Visual Checks/Rounding;Needed items within reach -DF  | Frequent Visual Checks/Rounding;Needed items within reach -DF  | Yellow Armband, Socks;Frequent Visual Checks/Rounding;Needed items within reach -MJ        |
| Fall Prevention Education Reviewed | Patient;Family -FT   | ---           | Patient -DF  | Patient -DF  | Patient -MJ  |



WS Kennestone Hospital  
677 Church Street  
Marietta GA 30060-1101  
Inpatient Record

Maurice, Eugene George  
MRN: 561253820, DOB: 1/2/1949, Sex: M  
Adm: 6/17/2018, D/C: 6/21/2018

**Flowsheets (all recorded) (continued)**

**Daily Cares (continued)**

| Row Name                                  | 06/19/18 1429   | 06/19/18 1118   | 06/19/18 1000   | 06/19/18 0800   | 06/19/18 0600   |
|---|---|---|---|---|---|
| with :                                    |   |   |   |   |   |
| <b>Mobility</b>                           |   |   |   |   |   |
| Mobility Intervention                     | Ambulate in room; Resting in bed -FT  | ---   | Resting in bed -DF  | Resting in bed -DF  | Resting in bed -MJ  |
| Assistive Device                          | None -FT  | ---   | ---   | ---   | ---   |
| Level of Assistance                       | Standby assist, set-up cues, supervision of patient - no hands on -FT                         | ---   | Standby assist, set-up cues, supervision of patient - no hands on -DF                         | Standby assist, set-up cues, supervision of patient - no hands on -DF                         | Standby assist, set-up cues, supervision of patient - no hands on -MJ                         |
| Active Range of Motion                    | Active; All extremities -FT   | ---   | Active; All extremities -DF   | Active; All extremities -DF   | Active; All extremities -MJ   |
| <b>Patient Position</b>                   |   |   |   |   |   |
| Head of Bed Elevated > / = 30 degrees     | Yes -FT   | ---   | Yes -DF   | Yes -DF   | Yes -MJ   |
| Repositioned                              | Turns self -FT  | ---   | Turns self -DF  | Turns self -DF  | Turns self -MJ  |
| Heels/Feet                                | Heels elevated off bed -FT  | ---   | ---   | ---   | ---   |
| <b>Hygiene</b>                            |   |   |   |   |   |
| Skin Prep for Procedure                   | ---   | No -PM  | ---   | ---   | ---   |
| <b>Anti-Embolism Devices</b>              |   |   |   |   |   |
| Anti-Embolism Devices                     | ---   | ---   | ---   | Off -JI   | ---   |
| Patient Refused                           | ---   | ---   | ---   | Yes -JI   | ---   |
| <b>Incentive Spirometer</b>               |   |   |   |   |   |
| Is pt using incentive spirometer?         | ---   | ---   | ---   | Yes (independent) -JI   | ---   |
| Row Name                                  | 06/19/18 0400   | 06/19/18 0200   | 06/19/18 0000   | 06/18/18 2200   | 06/18/18 2000   |
| <b>Safe Environment</b>                   |   |   |   |   |   |
| Arm Bands On                              | ID; Allergies -RM   | ID; Allergies -RM   | ID; Allergies -MJ   | ID; Allergies -MJ   | ID; Allergies -MJ   |
| Safety Checks                             | Overbed table in reach; Bed in lowest position; Wheels on bed locked; Call light in reach -RM | Overbed table in reach; Bed in lowest position; Wheels on bed locked; Call light in reach -RM | Overbed table in reach; Bed in lowest position; Wheels on bed locked; Call light in reach -MJ | Overbed table in reach; Bed in lowest position; Wheels on bed locked; Call light in reach -MJ | Overbed table in reach; Bed in lowest position; Wheels on bed locked; Call light in reach -MJ |
| Safety Alarm Verified                     | No alarm -RM  | No alarm -RM  | No alarm -MJ  | No alarm -MJ  | No alarm -MJ  |
| Side Rails/Bed Safety                     | 3/4 -RM   | 3/4 -RM   | 3/4 -MJ   | 3/4 -MJ   | 3/4 -MJ   |
| <b>Fall Risk Interventions</b>            |   |   |   |   |   |
| Fall Prevention Interventions             | Yellow Armband, Socks; Frequent Visual Checks/Rounding; Needed items within reach -RM         | Yellow Armband, Socks; Frequent Visual Checks/Rounding; Needed items within reach -RM         | Yellow Armband, Socks; Frequent Visual Checks/Rounding; Needed items within reach -MJ         | Yellow Armband, Socks; Frequent Visual Checks/Rounding; Needed items within reach -MJ         | Yellow Armband, Socks; Frequent Visual Checks/Rounding; Needed items within reach -MJ         |
| Fall Prevention Education Reviewed with : | Patient -RM   | Patient -RM   | Patient -MJ   | Patient -MJ   | Patient -MJ   |
| <b>Mobility</b>                           |   |   |   |   |   |
| Mobility Intervention                     | Resting in bed -RM  | Resting in bed -RM  | Resting in bed -MJ  | Resting in bed -MJ  | Resting in bed -MJ  |
| Assistive Device                          | ---   | ---   | ---   | ---   | None -RM  |
| Level of Assistance                       | Standby assist, set-up cues, supervision of patient - no hands on -RM                         | Standby assist, set-up cues, supervision of patient - no hands on -RM                         | Standby assist, set-up cues, supervision of patient - no hands on -MJ                         | Standby assist, set-up cues, supervision of patient - no hands on -MJ                         | Standby assist, set-up cues, supervision of patient - no hands on -MJ                         |
| Active Range of Motion                    | Active; All extremities -RM   | Active; All extremities -RM   | Active; All extremities -MJ   | Active; All extremities -MJ   | Active; All extremities -RM   |
| Transport Method                          | ---   | ---   | ---   | ---   | Bed -RM   |
| <b>Patient Position</b>                   |   |   |   |   |   |
| Head of Bed Elevated > / = 30 degrees     | Yes -RM   | Yes -RM   | Yes -MJ   | Yes -MJ   | Yes -MJ   |
| Repositioned                              | Turns self -RM  | Turns self -RM  | Turns self -MJ  | Turns self -MJ  | Turns self -MJ  |
| Heels/Feet                                | ---   | ---   | ---   | ---   | Heels elevated off bed -RM  |
| <b>Hygiene</b>                            |   |   |   |   |   |
| Hygiene Performed                         | ---   | ---   | ---   | ---   | Hand hygiene -RM  |
| Performed by                              | ---   | ---   | ---   | ---   | Self -RM  |



WS Kennestone Hospital  
677 Church Street  
Marietta GA 30060-1101  
Inpatient Record

Maurice, Eugene George  
MRN: 561253820, DOB: 1/2/1949, Sex: M  
Adm: 6/17/2018, D/C: 6/21/2018

**Flowsheets (all recorded) (continued)**

**Daily Cares (continued)**

| Row Name                                      | 06/19/18 0400     | 06/19/18 0200     | 06/19/18 0000     | 06/18/18 2200     | 06/18/18 2000         |
|---|-------------------|-------------------|-------------------|-------------------|-----------------------|
| <b>Anti-Embolism Devices</b>                  |                   |                   |                   |                   |                       |
| Anti-Embolism Devices                         | ---               | ---               | ---               | ---               | Off -RM               |
| Patient Refused                               | ---               | ---               | ---               | ---               | Yes -RM               |
| <b>Nutrition</b>                              |                   |                   |                   |                   |                       |
| Feeding                                       | ---               | ---               | ---               | ---               | Able to feed self -RM |
| <b>Precautions</b>                            |                   |                   |                   |                   |                       |
| Precautions                                   | Fall;Bleeding -RM | Fall;Bleeding -RM | Fall;Bleeding -RM | Fall;Bleeding -RM | Fall;Bleeding -RM     |
| <b>Family/Significant Other Communication</b> |                   |                   |                   |                   |                       |
| Family/Significant Other Update               | ---               | ---               | ---               | ---               | Updated;Visiting -RM  |
| <b>Telemetry Details</b>                      |                   |                   |                   |                   |                       |
| Telemetry Monitor On                          | ---               | ---               | ---               | ---               | No -RM                |
| <b>Incentive Spirometer</b>                   |                   |                   |                   |                   |                       |
| Is pt using incentive spirometer?             | ---               | ---               | ---               | ---               | Yes (independent) -RM |

| Row Name                                  | 06/18/18 1819     | 06/18/18 1600  | 06/18/18 1400  | 06/18/18 1345   | 06/18/18 1303  |
|---|-------------------|--|--|---|----------------|
| <b>Safe Environment</b>                   |                   |  |  |   |                |
| Arm Bands On                              | ---               | ID;Allergies -JD   | ID;Allergies -JD   | ---   | ---            |
| Safety Checks                             | ---               | Overbed table in reach;Bed in lowest position;Wheels on bed locked;Call light in reach -JD | Overbed table in reach;Bed in lowest position;Wheels on bed locked;Call light in reach -JD | ---   | ---            |
| Safety Alarm Verified                     | ---               | No alarm -JD   | No alarm -JD   | ---   | ---            |
| Side Rails/Bed Safety                     | ---               | 3/4 -JD  | 3/4 -JD  | ---   | ---            |
| <b>Fall Risk Interventions</b>            |                   |  |  |   |                |
| Fall Prevention Interventions             | ---               | Yellow Armband, Socks;Frequent Visual Checks/Rounding;Needed items within reach -JD        | Yellow Armband, Socks;Frequent Visual Checks/Rounding;Needed items within reach -JD        | ---   | ---            |
| Fall Prevention Education Reviewed with : | ---               | Patient;Family -JD   | Patient;Family -JD   | ---   | ---            |
| <b>Mobility</b>                           |                   |  |  |   |                |
| Mobility Intervention                     | ---               | Chair -JD  | Chair -JD  | Bathroom privileges;Back to bed -JI                                   | ---            |
| Assistive Device                          | ---               | None -JD   | ---  | None -JI  | ---            |
| Level of Assistance                       | ---               | Standby assist, set-up cues, supervision of patient - no hands on -JD                      | Standby assist, set-up cues, supervision of patient - no hands on -JD                      | Standby assist, set-up cues, supervision of patient - no hands on -JI | ---            |
| <b>Patient Position</b>                   |                   |  |  |   |                |
| Repositioned                              | ---               | Up in chair -JD  | Up in chair -JD  | ---   | ---            |
| <b>Nutrition</b>                          |                   |  |  |   |                |
| Percent Meals Eaten (%)                   | 100 % Dinner. -JI | ---  | ---  | ---   | 95 % Lunch -JI |

| Row Name                       | 06/18/18 1205 | 06/18/18 1000  | 06/18/18 0800  | 06/18/18 0600  | 06/18/18 0400  |
|--------------------------------|---------------|--|--|--|--|
| <b>Safe Environment</b>        |               |  |  |  |  |
| Arm Bands On                   | ---           | ID;Allergies -JD   | ID;Allergies -JD   | ID;Allergies;Blood bank -RM  | ID;Allergies;Blood bank -RM  |
| Safety Checks                  | ---           | Overbed table in reach;Bed in lowest position;Wheels on bed locked;Call light in reach -JD | Overbed table in reach;Bed in lowest position;Wheels on bed locked;Call light in reach -JD | Overbed table in reach;Bed in lowest position;Wheels on bed locked;NonSkid Footwear on;Call light in reach -RM | Overbed table in reach;Bed in lowest position;Wheels on bed locked;NonSkid Footwear on;Call light in reach -RM |
| Safety Alarm Verified          | ---           | No alarm -JD   | No alarm -JD   | No alarm -RM   | No alarm -RM   |
| Side Rails/Bed Safety          | ---           | 3/4 -JD  | 3/4 -JD  | 3/4 -RM  | 3/4 -RM  |
| <b>Fall Risk Interventions</b> |               |  |  |  |  |
| Fall Prevention Interventions  | ---           | Yellow Armband, Socks;Frequent Visual Checks/Rounding;Needed items within reach -JD        | Yellow Armband, Socks;Frequent Visual Checks/Rounding;Needed items within reach -JD        | "Call, Don't Fall" Doorsign;Frequent Visual Checks/Rounding;Needed items within reach;Adequate room            | "Call, Don't Fall" Doorsign;Frequent Visual Checks/Rounding;Needed items within reach;Adequate room            |





WS Kennestone Hospital  
677 Church Street  
Marietta GA 30060-1101  
Inpatient Record

Maurice, Eugene George  
MRN: 561253820, DOB: 1/2/1949, Sex: M  
Adm: 6/17/2018, D/C: 6/21/2018

**Flowsheets (all recorded) (continued)**

**Daily Cares (continued)**

| Row Name                                  | 06/18/18 1205   | 06/18/18 1000              | 06/18/18 0800              | 06/18/18 0600  | 06/18/18 0400                                 |
|---|---|----------------------------|----------------------------|--|---|
| Fall Prevention Education Reviewed with : | —   | Patient;Family -JD         | Patient;Family -JD         | Patient;Family;Education Activity Updated -RM                          | Patient;Family;Education Activity Updated -RM |
| <b>Mobility</b>                           |   |                            |                            |  |   |
| Mobility Intervention                     | Ambulate in room;Bathroom privileges;Chair -JI                        | Bathroom privileges -JD    | Bathroom privileges -JD    | Ambulate in room;Up ad lib -RM   | Ambulate in room;Up ad lib -RM                |
| Assistive Device                          | None -JI  | None -JD                   | None -JD                   | None -RM   | None -RM                                      |
| Level of Assistance                       | Standby assist, set-up cues, supervision of patient - no hands on -JI | Independent -JD            | Independent -JD            | Independent -RM  | Independent -RM                               |
| Active Range of Motion                    | —   | Active;All extremities -JD | Active;All extremities -JD | Active;All extremities -RM   | Active;All extremities -RM                    |
| Transport Method                          | —   | —                          | —                          | Bed -RM  | Bed -RM                                       |
| <b>Patient Position</b>                   |   |                            |                            |  |   |
| Head of Bed Elevated > / = 30 degrees     | —   | Yes -JD                    | Yes -JD                    | Yes Simultaneous filing. User may be unaware of other data. -LT        | Yes -RM                                       |
| Repositioned                              | —   | Turns self -JD             | Turns self -JD             | Turns self Simultaneous filing. User may be unaware of other data. -LT | Turns self -RM                                |
| Heels/Feet                                | —   | Heels elevated off bed -JD | Heels elevated off bed -JD | Heels elevated off bed -RM   | Heels elevated off bed -RM                    |
| <b>Anti-Embolism Devices</b>              |   |                            |                            |  |   |
| Anti-Embolism Devices                     | —   | —                          | Off -JI                    | —  | —   |
| Patient Refused                           | —   | —                          | Yes -JI                    | —  | —   |
| <b>Nutrition</b>                          |   |                            |                            |  |   |
| Feeding                                   | —   | —                          | —                          | Able to feed self -RM  | Able to feed self -RM                         |
| <b>Precautions</b>                        |   |                            |                            |  |   |
| Precautions                               | —   | —                          | —                          | Fall;Bleeding -RM  | Fall;Bleeding -RM                             |
| <b>Telemetry Details</b>                  |   |                            |                            |  |   |
| Telemetry Monitor On                      | —   | —                          | —                          | No -RM   | No -RM  |
| <b>Incentive Spirometer</b>               |   |                            |                            |  |   |
| Is pt using incentive spirometer?         | —   | —                          | Yes (independent) -JI      | Yes (independent) -RM  | Yes (independent) -RM                         |

| Row Name                                  | 06/18/18 0200  | 06/18/18 0000  | 06/17/18 1538 |
|---|--|--|---------------|
| <b>Safe Environment</b>                   |  |  |               |
| Arm Bands On                              | ID;Allergies;Blood bank -RM  | ID;Allergies;Blood bank -RM  | —             |
| Safety Checks                             | Overbed table in reach;Bed in lowest position;Wheels on bed locked;NonSkid Footwear on;Call light in reach -RM                         | Overbed table in reach;Bed in lowest position;Wheels on bed locked;NonSkid Footwear on;Call light in reach -RM                         | —             |
| Safety Alarm Verified                     | No alarm -RM   | No alarm -RM   | —             |
| Side Rails/Bed Safety                     | 3/4 -RM  | 3/4 -RM  | —             |
| <b>Fall Risk Interventions</b>            |  |  |               |
| Fall Prevention Interventions             | "Call, Don't Fall" Doorsign;Frequent Visual Checks/Rounding;Needed items within reach;Adequate room lighting;Orient to environment -RM | "Call, Don't Fall" Doorsign;Frequent Visual Checks/Rounding;Needed items within reach;Adequate room lighting;Orient to environment -RM | —             |
| Fall Prevention Education Reviewed with : | Patient;Family;Education Activity Updated -RM  | Patient;Family;Education Activity Updated -RM  | —             |
| <b>Mobility</b>                           |  |  |               |
| Mobility Intervention                     | Ambulate in room;Up ad lib -RM   | Ambulate in room;Up ad lib -RM   | —             |





WS Kennestone Hospital  
 677 Church Street  
 Marietta GA 30060-1101  
 Inpatient Record

Maurice, Eugene George  
 MRN: 561253820, DOB: 1/2/1949, Sex: M  
 Adm: 6/17/2018, D/C: 6/21/2018

**Flowsheets (all recorded) (continued)**

**Daily Cares (continued)**

| Row Name                                      | 06/18/18 0200              | 06/18/18 0000              | 06/17/18 1538 |
|---|----------------------------|----------------------------|---------------|
| Assistive Device                              | None -RM                   | None -RM                   | —             |
| Level of Assistance                           | Independent -RM            | Independent -RM            | —             |
| Active Range of Motion                        | Active;All extremities -RM | Active;All extremities -RM | —             |
| Transport Method                              | Bed -RM                    | Bed -RM                    | —             |
| <b>Patient Position</b>                       |                            |                            |               |
| Head of Bed Elevated > / = 30 degrees         | Yes -RM                    | Yes -LT                    | —             |
| Repositioned                                  | Turns self -RM             | Turns self -LT             | —             |
| Heels/Feet                                    | Heels elevated off bed -RM | Heels elevated off bed -RM | —             |
| <b>Hygiene</b>                                |                            |                            |               |
| Hygiene Performed                             | —                          | Peri care;Hand hygiene -RM | —             |
| Performed by                                  | —                          | Self -RM                   | —             |
| <b>Anti-Embolism Devices</b>                  |                            |                            |               |
| Anti-Embolism Devices                         | —                          | Off -RM                    | —             |
| Bilateral Sequential                          | —                          | Yes -RM                    | —             |
| <b>Nutrition</b>                              |                            |                            |               |
| Feeding                                       | Able to feed self -RM      | Able to feed self -RM      | —             |
| <b>Precautions</b>                            |                            |                            |               |
| Precautions                                   | Fall;Bleeding -RM          | Fall;Bleeding -RM          | —             |
| <b>Family/Significant Other Communication</b> |                            |                            |               |
| Family/Significant Other Update               | —                          | Updated -RM                | —             |
| <b>Telemetry Details</b>                      |                            |                            |               |
| Telemetry Monitor On                          | No -RM                     | No -RM                     | Yes -RG       |
| Telemetry Box Number                          | —                          | —                          | 5175 -RG      |
| <b>Incentive Spirometer</b>                   |                            |                            |               |
| Is pt using incentive spirometer?             | Yes (independent) -RM      | Yes (independent) -RM      | —             |



WS Kennestone Hospital  
677 Church Street  
Marietta GA 30060-1101  
Inpatient Record

Maurice, Eugene George  
MRN: 561253820, DOB: 1/2/1949, Sex: M  
Adm: 6/17/2018, D/C: 6/21/2018

Flowsheets (all recorded)

Critical Care VS, Intake/Output

| Row Name                            | 06/21/18 11:36:09                | 06/21/18 1000       | 06/21/18 0830                    | 06/21/18 07:35:36              | 06/21/18 0545      |
|-------------------------------------|----------------------------------|---------------------|----------------------------------|--------------------------------|--------------------|
| <b>Vital Signs</b>                  |                                  |                     |                                  |                                |                    |
| Temp                                | 98.5 °F (36.9 °C) -DI (r) CI (t) | ---                 | ---                              | 98 °F (36.7 °C) -DI (r) CI (t) | ---                |
| Temp src                            | Oral -CI                         | ---                 | ---                              | Oral -CI                       | ---                |
| Pulse                               | 60 -DI (r) CI (t)                | ---                 | ---                              | 62 -DI (r) CI (t)              | ---                |
| Heart Rate Source                   | Monitor -CI                      | ---                 | ---                              | Monitor -CI                    | ---                |
| Resp                                | 18 -CI                           | ---                 | ---                              | 18 -CI                         | ---                |
| BP                                  | 123/59 -DI (r) CI (t)            | ---                 | ---                              | 137/64 -DI (r) CI (t)          | ---                |
| BP Location                         | Right arm -CI                    | ---                 | ---                              | Right arm -CI                  | ---                |
| BP Method                           | Portable -CI                     | ---                 | ---                              | Portable -CI                   | ---                |
| Patient Position                    | Supine -CI                       | ---                 | ---                              | Supine -CI                     | ---                |
| <b>Oxygen Therapy</b>               |                                  |                     |                                  |                                |                    |
| SpO2                                | 96 % -DI (r) CI (t)              | ---                 | ---                              | 95 % -DI (r) CI (t)            | ---                |
| O2 Device                           | None (Room air) -CI              | ---                 | None (Room air) -AM              | None (Room air) -CI            | ---                |
| <b>Pain Assessment</b>              |                                  |                     |                                  |                                |                    |
| Currently in Pain                   | ---                              | ---                 | No -AM                           | ---                            | No -TS             |
| Which Pain                          | ---                              | ---                 | ---                              | ---                            | Numeric (0-10) -TS |
| Assessment Tool ?                   | ---                              | ---                 | ---                              | ---                            | ---                |
| Pain Intervention(s)                | ---                              | ---                 | Declines -AM                     | ---                            | Rest -TS           |
| <b>Numeric Pain Intensity Scale</b> |                                  |                     |                                  |                                |                    |
| Numeric Pain Intensity Score 1      | ---                              | ---                 | 0 -AM                            | ---                            | 0 -TS              |
| <b>Intake (mL)</b>                  |                                  |                     |                                  |                                |                    |
| P.O.                                | ---                              | 240 mL -JK          | ---                              | ---                            | ---                |
| Percent Meals Eaten (%)             | ---                              | 100 % -JK           | ---                              | ---                            | ---                |
| Row Name                            | 06/21/18 04:07:21                | 06/21/18 0030       | 06/20/18 23:57:07                | 06/20/18 2133                  | 06/20/18 2000      |
| <b>Vital Signs</b>                  |                                  |                     |                                  |                                |                    |
| Temp                                | 98 °F (36.7 °C) -DI (r) TW (t)   | ---                 | 98.4 °F (36.9 °C) -DI (r) TW (t) | ---                            | ---                |
| Temp src                            | Oral -TW                         | ---                 | Oral -TW                         | ---                            | ---                |
| Pulse                               | 63 -DI (r) TW (t)                | ---                 | 109 -DI (r) TW (t)               | ---                            | ---                |
| Heart Rate Source                   | Monitor -TW                      | ---                 | Monitor -TW                      | ---                            | ---                |
| Resp                                | 18 -DI (r) TW (t)                | ---                 | 16 -DI (r) TW (t)                | ---                            | ---                |
| BP                                  | 121/58 -DI (r) TW (t)            | ---                 | 124/53 -DI (r) TW (t)            | ---                            | ---                |
| BP Location                         | Right arm -TW                    | ---                 | Right arm -TW                    | ---                            | ---                |
| BP Method                           | Portable -TW                     | ---                 | Portable -TW                     | ---                            | ---                |
| Patient Position                    | Supine -TW                       | ---                 | Supine -TW                       | ---                            | ---                |
| <b>Oxygen Therapy</b>               |                                  |                     |                                  |                                |                    |
| SpO2                                | 93 % -DI (r) TW (t)              | ---                 | 93 % -DI (r) TW (t)              | ---                            | ---                |
| O2 Device                           | None (Room air) -TW              | ---                 | None (Room air) -TW              | None (Room air) -TS            | ---                |
| <b>Pain Assessment</b>              |                                  |                     |                                  |                                |                    |
| Currently in Pain                   | ---                              | Resting quietly -TS | ---                              | No -TS                         | ---                |
| Which Pain                          | ---                              | FACES -TS           | ---                              | Numeric (0-10) -TS             | ---                |
| Assessment Tool ?                   | ---                              | ---                 | ---                              | ---                            | ---                |
| Pain Intervention(s)                | ---                              | Rest -TS            | ---                              | Rest;Declines -TS              | ---                |
| <b>Numeric Pain Intensity Scale</b> |                                  |                     |                                  |                                |                    |
| Numeric Pain Intensity Score 1      | ---                              | ---                 | ---                              | 0 -TS                          | ---                |
| <b>FACES Pain Rating 1</b>          |                                  |                     |                                  |                                |                    |
| FACES Pain Rating                   | ---                              | 0-No hurt -TS       | ---                              | ---                            | ---                |
| <b>Intake (mL)</b>                  |                                  |                     |                                  |                                |                    |
| P.O.                                | 0 mL -TW                         | ---                 | 0 mL -TW                         | ---                            | ---                |
| Percent Meals Eaten (%)             | 0 % -TW                          | ---                 | 0 % -TW                          | ---                            | ---                |
| Snacks Eaten (%)                    | 0 -TW                            | ---                 | 0 -TW                            | ---                            | ---                |
| Supplement Consumed (%)             | 0 -TW                            | ---                 | 0 -TW                            | ---                            | ---                |
| <b>Urine Output</b>                 |                                  |                     |                                  |                                |                    |
| Urine Occurrence                    | 1 -TW                            | ---                 | 1 -TW                            | ---                            | 1 -TW              |



WS Kennestone Hospital  
677 Church Street  
Marietta GA 30060-1101  
Inpatient Record

Maurice, Eugene George  
MRN: 561253820, DOB: 1/2/1949, Sex: M  
Adm: 6/17/2018, D/C: 6/21/2018

**Flowsheets (all recorded) (continued)**

**Critical Care VS, Intake/Output (continued)**

| Row Name             | 06/21/18 04:07:21    | 06/21/18 0030 | 06/20/18 23:57:07    | 06/20/18 2133 | 06/20/18 2000        |
|----------------------|----------------------|---------------|----------------------|---------------|----------------------|
| <b>Stool Output</b>  |                      |               |                      |               |                      |
| Stool Occurrence     | 0 -TW                | ---           | 0 -TW                | ---           | 0 -TW                |
| Stool Appearance     | Unable to assess -TW | ---           | Unable to assess -TW | ---           | Unable to assess -TW |
| <b>Emesis Output</b> |                      |               |                      |               |                      |
| Emesis Occurrence    | 0 -TW                | ---           | 0 -TW                | ---           | 0 -TW                |

| Row Name           | 06/20/18 19:43:22                | 06/20/18 15:50:04                | 06/20/18 1458 | 06/20/18 14:02:02                | 06/20/18 1000 |
|--------------------|----------------------------------|----------------------------------|---------------|----------------------------------|---------------|
| <b>Vital Signs</b> |                                  |                                  |               |                                  |               |
| Temp               | 98.2 °F (36.8 °C) -DI (r) TW (t) | 98.3 °F (36.8 °C) -DI (r) LF (t) | ---           | 98.2 °F (36.8 °C) -DI (r) LF (t) | ---           |
| Temp src           | Oral -TW                         | ---                              | ---           | ---                              | ---           |
| Pulse              | 66 -DI (r) TW (t)                | 62 -DI (r) LF (t)                | ---           | 61 -DI (r) LF (t)                | 61 -DG        |
| Heart Rate Source  | Monitor -TW                      | ---                              | ---           | ---                              | ---           |
| Resp               | 16 -DI (r) TW (t)                | 17 -DI (r) LF (t)                | ---           | ---                              | 18 -DG        |
| BP                 | 113/55 -DI (r) TW (t)            | 154/80 -DI (r) LF (t)            | ---           | 104/66 -DI (r) LF (t)            | 122/54 -DG    |
| MAP (mmHg)         | ---                              | ---                              | ---           | ---                              | 71 mm Hg -DG  |
| BP Location        | Right arm -TW                    | ---                              | ---           | ---                              | ---           |
| BP Method          | Portable -TW                     | ---                              | ---           | ---                              | ---           |
| Patient Position   | Supine -TW                       | ---                              | ---           | ---                              | ---           |

|                       |                     |                         |                     |                     |              |
|-----------------------|---------------------|-------------------------|---------------------|---------------------|--------------|
| <b>Oxygen Therapy</b> |                     |                         |                     |                     |              |
| SpO2                  | 93 % -DI (r) TW (t) | (l) 89 % -DI (r) LF (t) | ---                 | 92 % -DI (r) LF (t) | (l) 88 % -DG |
| O2 Device             | None (Room air) -TW | ---                     | None (Room air) -MS | ---                 | ---          |

|                      |     |     |     |     |                |
|----------------------|-----|-----|-----|-----|----------------|
| <b>QT Monitoring</b> |     |     |     |     |                |
| QT Interval          | --- | --- | --- | --- | (l) 480 ms -DG |
| QTC                  | --- | --- | --- | --- | (l) 484 ms -DG |

|                         |          |     |     |     |     |
|-------------------------|----------|-----|-----|-----|-----|
| <b>Intake (mL)</b>      |          |     |     |     |     |
| P.O.                    | 0 mL -TW | --- | --- | --- | --- |
| Percent Meals Eaten (%) | 0 % -TW  | --- | --- | --- | --- |
| Snacks Eaten (%)        | 0 -TW    | --- | --- | --- | --- |
| Supplement Consumed (%) | 0 -TW    | --- | --- | --- | --- |

|                     |       |     |     |     |     |
|---------------------|-------|-----|-----|-----|-----|
| <b>Urine Output</b> |       |     |     |     |     |
| Urine Occurrence    | 0 -TW | --- | --- | --- | --- |

|                     |                      |     |                      |     |     |
|---------------------|----------------------|-----|----------------------|-----|-----|
| <b>Stool Output</b> |                      |     |                      |     |     |
| Stool Occurrence    | 0 -TW                | --- | ---                  | --- | --- |
| Bowel Incontinence  | ---                  | --- | No -MS               | --- | --- |
| Stool Amount        | ---                  | --- | Unable to assess -MS | --- | --- |
| Stool Appearance    | Unable to assess -TW | --- | Unable to assess -MS | --- | --- |
| Stool Color         | ---                  | --- | Unable to assess -MS | --- | --- |

|                      |       |     |     |     |     |
|----------------------|-------|-----|-----|-----|-----|
| <b>Emesis Output</b> |       |     |     |     |     |
| Emesis Occurrence    | 0 -TW | --- | --- | --- | --- |

| Row Name | 06/20/18 0912 | 06/20/18 0909 | 06/20/18 0900 | 06/20/18 0830 | 06/20/18 0800 |
|----------|---------------|---------------|---------------|---------------|---------------|
|----------|---------------|---------------|---------------|---------------|---------------|

|                    |     |                |                |     |              |
|--------------------|-----|----------------|----------------|-----|--------------|
| <b>Vital Signs</b> |     |                |                |     |              |
| Pulse              | --- | 59 -DG         | 60 -DG         | --- | 58 -DG       |
| Resp               | --- | ---            | 17 -DG         | --- | 18 -DG       |
| BP                 | --- | (l) 122/49 -DG | (l) 122/49 -DG | --- | 138/62 -DG   |
| MAP (mmHg)         | --- | ---            | 68 mm Hg -DG   | --- | 81 mm Hg -DG |

|                       |     |     |              |     |                     |
|-----------------------|-----|-----|--------------|-----|---------------------|
| <b>Oxygen Therapy</b> |     |     |              |     |                     |
| SpO2                  | --- | --- | (l) 87 % -DG | --- | (l) 88 % -DG        |
| O2 Device             | --- | --- | ---          | --- | None (Room air) -DG |
| Pulse Oximetry Type   | --- | --- | ---          | --- | Continuous -DG      |

|                      |     |     |                |     |                |
|----------------------|-----|-----|----------------|-----|----------------|
| <b>QT Monitoring</b> |     |     |                |     |                |
| QT Interval          | --- | --- | (l) 488 ms -DG | --- | (l) 472 ms -DG |
| QTC                  | --- | --- | (l) 492 ms -DG | --- | 468 ms -DG     |

|                              |     |     |     |  |     |
|------------------------------|-----|-----|-----|--|-----|
| <b>Pain Assessment</b>       |     |     |     |  |     |
| Currently in Pain            | --- | --- | --- | Unable to Assess Simultaneous filing. User may be unaware of other data. -MS | --- |
| Which Pain Assessment Tool ? | --- | --- | --- | Numeric (0-10) Simultaneous filing. User                                     | --- |



WS Kennestone Hospital  
677 Church Street  
Marietta GA 30060-1101  
Inpatient Record

Maurice, Eugene George  
MRN: 561253820, DOB: 1/2/1949, Sex: M  
Adm: 6/17/2018, D/C: 6/21/2018

Flowsheets (all recorded) (continued)

Critical Care VS, Intake/Output (continued)

| Row Name  | 06/20/18 0912 | 06/20/18 0909 | 06/20/18 0900 | 06/20/18 0830   | 06/20/18 0800 |
|---|---------------|---------------|---------------|---|---------------|
| Multiple Pain Sites   | —             | —             | —             | may be unaware of other data. -MS<br>No -MS                   | —             |
| Pain Intervention(s)  | —             | —             | —             | Rest -MS  | —             |
| <b>Numeric Pain Intensity Scale</b>                                 |               |               |               |   |               |
| Numeric Pain Intensity Score 1                                      | —             | —             | —             | 0 Simultaneous filing. User may be unaware of other data. -MS | —             |
| Clinical Progression 1  | —             | —             | —             | Resolved -MS  | —             |
| piperacillin-tazobactam (ZOSYN) 4.5 g in NS 100 mL IVPB ADD-vantage |               |               |               |   |               |
| Piggyback Dose  | *4.5 g -DG    | —             | —             | —   | —             |
| <b>Stool Output</b>   |               |               |               |   |               |
| Bowel Incontinence  | —             | —             | —             | —   | No -DG        |

| Row Name                            | 06/20/18 0730              | 06/20/18 0600 | 06/20/18 0500 | 06/20/18 0400       | 06/20/18 0300 |
|-------------------------------------|----------------------------|---------------|---------------|---------------------|---------------|
| <b>Vital Signs</b>                  |                            |               |               |                     |               |
| Temp                                | 98.3 °F (36.8 °C) -HT      | —             | —             | 98 °F (36.7 °C) -JP | —             |
| Temp src                            | Oral -HT                   | —             | —             | Oral -JP            | —             |
| Pulse                               | —                          | 59 -EE        | 57 -EE        | 56 -EE              | 57 -EE        |
| Resp                                | —                          | 20 -EE        | 20 -EE        | 19 -EE              | 21 -EE        |
| BP                                  | —                          | 129/57 -EE    | 130/50 -EE    | 119/51 -EE          | 122/58 -EE    |
| MAP (mmHg)                          | —                          | 74 mm Hg -EE  | 70 mm Hg -EE  | 67 mm Hg -EE        | 73 mm Hg -EE  |
| <b>Oxygen Therapy</b>               |                            |               |               |                     |               |
| SpO2                                | —                          | 93 % -EE      | 94 % -EE      | 94 % -EE            | 97 % -EE      |
| <b>Pain Assessment</b>              |                            |               |               |                     |               |
| Currently in Pain                   | Yes -DG                    | —             | —             | —                   | —             |
| Which Pain Assessment Tool ?        | Numeric (0-10) -DG         | —             | —             | —                   | —             |
| <b>Numeric Pain Intensity Scale</b> |                            |               |               |                     |               |
| Numeric Pain Intensity Score 1      | 2 -DG                      | —             | —             | —                   | —             |
| Pain Onset 1                        | Gradual -DG                | —             | —             | —                   | —             |
| Pain Location 1                     | Back -DG                   | —             | —             | —                   | —             |
| Pain Location Orientation 1         | Anterior -DG               | —             | —             | —                   | —             |
| Pain Quality 1                      | Aching -DG                 | —             | —             | —                   | —             |
| Pain Type 1                         | Acute pain -DG             | —             | —             | —                   | —             |
| Aggravating Factors                 | Movement -DG               | —             | —             | —                   | —             |
| Alleviating Factors 1               | Medication;Positioning -DG | —             | —             | —                   | —             |
| <b>Urine Output</b>                 |                            |               |               |                     |               |
| Urine                               | 200 mL -HT                 | —             | 350 mL -EE    | — -EE               | —             |

| Row Name  | 06/20/18 0200  | 06/20/18 0118  | 06/20/18 0000         | 06/19/18 2300 | 06/19/18 2200 |
|---|----------------|--|-----------------------|---------------|---------------|
| <b>Vital Signs</b>  |                |  |                       |               |               |
| Temp  | —              | —  | 97.5 °F (36.4 °C) -JP | —             | —             |
| Temp src  | —              | —  | Axillary -JP          | —             | —             |
| Pulse   | 64 -EE         | —  | 59 -EE                | 61 -EE        | 62 -EE        |
| Resp  | 16 -EE         | —  | 22 -EE                | 21 -EE        | 22 -EE        |
| BP  | (I) 111/47 -EE | —  | —                     | 128/56 -EE    | 132/51 -EE    |
| MAP (mmHg)  | 62 mm Hg -EE   | —  | —                     | —             | 73 mm Hg -EE  |
| <b>Oxygen Therapy</b>   |                |  |                       |               |               |
| SpO2  | 91 % -EE       | —  | 90 % -EE              | 97 % -EE      | 96 % -EE      |
| piperacillin-tazobactam (ZOSYN) 4.5 g in NS 100 mL IVPB ADD-vantage |                |  |                       |               |               |
| Piggyback Dose  | —              | *4.5 g 100 ml sodium chloride not available in Omnicel -EE | —                     | —             | —             |

| Row Name           | 06/19/18 2100 | 06/19/18 2000         | 06/19/18 1900 | 06/19/18 1800 | 06/19/18 1700 |
|--------------------|---------------|-----------------------|---------------|---------------|---------------|
| <b>Vital Signs</b> |               |                       |               |               |               |
| Temp               | —             | 98.4 °F (36.9 °C) -JP | —             | —             | —             |
| Temp src           | —             | Oral -JP              | —             | —             | —             |
| Pulse              | 61 -EE        | 63 -EE                | 64 -EE        | 61 -JI        | 59 -JI        |
| Resp               | 16 -EE        | 21 -EE                | 19 -EE        | 25 -JI        | 21 -JI        |





WS Kennestone Hospital  
677 Church Street  
Marietta GA 30060-1101  
Inpatient Record

Maurice, Eugene George  
MRN: 561253820, DOB: 1/2/1949, Sex: M  
Adm: 6/17/2018, D/C: 6/21/2018

**Flowsheets (all recorded) (continued)**

**Critical Care VS, Intake/Output (continued)**

| Row Name                                       | 06/19/18 2100 | 06/19/18 2000        | 06/19/18 1900 | 06/19/18 1800 | 06/19/18 1700 |
|--|---------------|----------------------|---------------|---------------|---------------|
| BP   | 130/60 -EE    | 135/58 -EE           | 133/61 -EE    | 128/56 -JI    | 132/52 -JI    |
| MAP (mmHg)                                     | 77 mm Hg -EE  | 76 mm Hg -EE         | 77 mm Hg -EE  | 72 mm Hg -JI  | 73 mm Hg -JI  |
| <b>Oxygen Therapy</b>                          |               |                      |               |               |               |
| SpO2   | 94 % -EE      | 94 % -EE             | 94 % -EE      | 92 % -JI      | 96 % -JI      |
| O2 Device                                      | —             | Nasal cannula -EE    | —             | —             | —             |
| O2 Flow Rate (L/min)                           | —             | 2 L/min -EE          | —             | —             | —             |
| Pulse Oximetry Type                            | —             | Continuous -EE       | —             | —             | —             |
| <b>Pain Assessment History</b>                 |               |                      |               |               |               |
| Previous experiences with pain?                | —             | No -EE               | —             | —             | —             |
| History of Chronic Pain?                       | —             | No -EE               | —             | —             | —             |
| <b>Pain Assessment</b>                         |               |                      |               |               |               |
| Currently in Pain                              | —             | Resting quietly -EE  | —             | —             | —             |
| Which Pain Assessment Tool ?                   | —             | Numeric (0-10) -EE   | —             | —             | —             |
| <b>Numeric Pain Intensity Scale</b>            |               |                      |               |               |               |
| Numeric Pain Intensity Score 1                 | —             | 0 -EE                | —             | —             | —             |
| <b>Urine Output</b>                            |               |                      |               |               |               |
| Urine  | —             | 400 mL -JP           | —             | —             | —             |
| Urine Occurrence                               | —             | 1 -EE                | —             | —             | —             |
| Bladder Status (use only for bladder training) | —             | Continent -EE        | —             | —             | —             |
| <b>Stool Output</b>                            |               |                      |               |               |               |
| Bowel Incontinence                             | —             | No -EE               | —             | —             | —             |
| Stool Amount                                   | —             | Unable to assess -EE | —             | —             | —             |
| Stool Appearance                               | —             | Unable to assess -EE | —             | —             | —             |
| Stool Color                                    | —             | Unable to assess -EE | —             | —             | —             |

| Row Name  | 06/19/18 1654 | 06/19/18 1644         | 06/19/18 1600      | 06/19/18 1500 | 06/19/18 1433 |
|---|---------------|-----------------------|--------------------|---------------|---------------|
| <b>Vital Signs</b>  |               |                       |                    |               |               |
| Temp  | —             | 97.9 °F (36.6 °C) -FT | —                  | —             | —             |
| Temp src  | —             | Oral -FT              | —                  | —             | —             |
| Pulse   | —             | —                     | 58 -JI             | 56 -JI        | —             |
| Resp  | —             | —                     | 20 -JI             | 22 -JI        | —             |
| BP  | —             | —                     | 134/58 -JI         | 130/51 -JI    | —             |
| MAP (mmHg)  | —             | —                     | 76 mm Hg -JI       | 69 mm Hg -JI  | —             |
| <b>Oxygen Therapy</b>   |               |                       |                    |               |               |
| SpO2  | —             | —                     | 95 % -JI           | 96 % -JI      | —             |
| <b>Pain Assessment</b>  |               |                       |                    |               |               |
| Currently in Pain   | —             | —                     | No -JI             | —             | —             |
| Which Pain Assessment Tool ?  | —             | —                     | Numeric (0-10) -JI | —             | —             |
| <b>Numeric Pain Intensity Scale</b>                                 |               |                       |                    |               |               |
| Numeric Pain Intensity Score 1                                      | —             | —                     | 0 -JI              | —             | —             |
| piperacillin-tazobactam (ZOSYN) 4.5 g in NS 100 mL IVPB ADD-vantage |               |                       |                    |               |               |
| Piggyback Dose  | *4.5 g -JI    | —                     | —                  | —             | —             |
| <b>Urine Output</b>   |               |                       |                    |               |               |
| Urine Occurrence  | —             | —                     | —                  | —             | 1 -JI         |

| Row Name              | 06/19/18 1430 | 06/19/18 1428         | 06/19/18 1335 | 06/19/18 1330 | 06/19/18 1325  |
|-----------------------|---------------|-----------------------|---------------|---------------|----------------|
| <b>Vital Signs</b>    |               |                       |               |               |                |
| Temp                  | —             | 97.7 °F (36.5 °C) -FT | —             | —             | —              |
| Temp src              | —             | Oral -FT              | —             | —             | —              |
| Pulse                 | 57 -JI        | —                     | 54 -LFA       | 54 -LFA       | 53 -LFA        |
| Resp                  | 19 -JI        | —                     | 22 -LFA       | 19 -LFA       | 21 -LFA        |
| BP                    | 142/60 -JI    | —                     | 123/59 -LFA   | 128/55 -LFA   | (I) 95/46 -LFA |
| MAP (mmHg)            | 82 mm Hg -JI  | —                     | —             | —             | —              |
| <b>Oxygen Therapy</b> |               |                       |               |               |                |



WS Kennestone Hospital  
677 Church Street  
Marietta GA 30060-1101  
Inpatient Record

Maurice, Eugene George  
MRN: 561253820, DOB: 1/2/1949, Sex: M  
Adm: 6/17/2018, D/C: 6/21/2018

Flowsheets (all recorded) (continued)

Critical Care VS, Intake/Output (continued)

| Row Name                                  | 06/19/18 1430     | 06/19/18 1428 | 06/19/18 1335   | 06/19/18 1330   | 06/19/18 1325   |
|---|-------------------|---------------|---|---|---|
| SpO2                                      | 96 % -JI          | ---           | 100 % -LFA  | 97 % -LFA   | 92 % -LFA   |
| O2 Device                                 | Nasal cannula -JI | ---           | ---   | ---   | ---   |
| O2 Flow Rate (L/min)                      | 2 L/min -JI       | ---           | ---   | ---   | ---   |
| Pulse Oximetry Type                       | Continuous -JI    | ---           | ---   | ---   | ---   |
| Row Name                                  | 06/19/18 1321     | 06/19/18 1311 | 06/19/18 1311   | 06/19/18 1303   | 06/19/18 1129   |
| <b>Vital Signs</b>                        |                   |               |   |   |   |
| Pulse                                     | 53 -CR            | ---           | ---   | ---   | ---   |
| Resp                                      | 18 -CR            | ---           | ---   | ---   | ---   |
| BP  | 110/53 -CR        | ---           | ---   | ---   | ---   |
| <b>Oxygen Therapy</b>                     |                   |               |   |   |   |
| SpO2                                      | 93 % -CR          | ---           | ---   | ---   | ---   |
| <b>Numeric Pain Intensity Scale</b>       |                   |               |   |   |   |
| Numeric Pain Intensity Score 1            | 0 -CR             | ---           | ---   | ---   | ---   |
| <b>sodium chloride 0.9% (NS) infusion</b> |                   |               |   |   |   |
| Rate                                      | ---               | ---           | * There are multiple administrations at this time. Please see the MAR for detailed information. -CM | ---   | * There are multiple administrations at this time. Please see the MAR for detailed information. -PM |
| Volume (mL)                               | ---               | 200 mL -CM    | ---   | ---   | ---   |
| <b>propofol</b>                           |                   |               |   |   |   |
| propofol Bolus Dose (mg)                  | ---               | ---           | ---   | 130 mg -CM  | ---   |
| propofol Rate                             | ---               | ---           | ---   | * There are multiple administrations at this time. Please see the MAR for detailed information. -CM | ---   |
| propofol Concentration                    | ---               | ---           | ---   | * There are multiple administrations at this time. Please see the MAR for detailed information. -CM | ---   |

| Row Name                                      | 06/19/18 1114     | 06/19/18 1039  | 06/19/18 1037 | 06/19/18 1031       | 06/19/18 1000  |
|---|-------------------|----------------|---------------|---------------------|----------------|
| <b>Vital Signs</b>                            |                   |                |               |                     |                |
| Pulse   | 51 -PM            | ---            | ---           | ---                 | 50 -JI         |
| Heart Rate Source                             | Monitor -PM       | ---            | ---           | ---                 | ---            |
| Resp  | 13 -PM            | ---            | ---           | ---                 | 20 -JI         |
| BP  | 123/54 -PM        | ---            | ---           | ---                 | (I) 124/49 -JI |
| MAP (mmHg)                                    | ---               | ---            | ---           | ---                 | 68 mm Hg -JI   |
| Patient Position                              | Sitting -PM       | ---            | ---           | ---                 | ---            |
| <b>Oxygen Therapy</b>                         |                   |                |               |                     |                |
| SpO2  | 98 % -PM          | ---            | ---           | ---                 | 92 % -JI       |
| O2 Device                                     | Nasal cannula -PM | ---            | ---           | None (Room air) -JI | ---            |
| O2 Flow Rate (L/min)                          | 3 L/min -PM       | ---            | ---           | ---                 | ---            |
| <b>sodium chloride 0.9% (NS) bolus 250 mL</b> |                   |                |               |                     |                |
| Bolus Dose                                    | ---               | *0 mL EGD. -JI | ---           | ---                 | ---            |
| <b>Urine Output</b>                           |                   |                |               |                     |                |
| Urine   | ---               | ---            | 300 mL -JI    | ---                 | ---            |

| Row Name              | 06/19/18 0900  | 06/19/18 0808  | 06/19/18 0800       | 06/19/18 0700 | 06/19/18 0600    |
|-----------------------|----------------|----------------|---------------------|---------------|------------------|
| <b>Vital Signs</b>    |                |                |                     |               |                  |
| Temp                  | ---            | ---            | 98.6 °F (37 °C) -DF | ---           | ---              |
| Temp src              | ---            | ---            | Oral -DF            | ---           | ---              |
| Pulse                 | 51 -JI         | 55 -JI         | 56 -JI              | 63 -JI        | 52 -RM           |
| Resp                  | 18 -JI         | ---            | 18 -JI              | 18 -JI        | 17 -RM           |
| BP                    | (I) 119/44 -JI | (I) 126/47 -JI | (I) 126/47 -JI      | 143/52 -JI    | (I) 109/40 -RM   |
| MAP (mmHg)            | 62 mm Hg -JI   | ---            | 66 mm Hg -JI        | 76 mm Hg -JI  | (I) 56 mm Hg -RM |
| <b>Oxygen Therapy</b> |                |                |                     |               |                  |
| SpO2                  | 95 % -JI       | ---            | 97 % -JI            | 96 % -JI      | 94 % -RM         |
| O2 Device             | ---            | ---            | Nasal cannula -JI   | ---           | ---              |
| O2 Flow Rate (L/min)  | ---            | ---            | 2 L/min -JI         | ---           | ---              |



WS Kennestone Hospital  
677 Church Street  
Marietta GA 30060-1101  
Inpatient Record

Maurice, Eugene George  
MRN: 561253820, DOB: 1/2/1949, Sex: M  
Adm: 6/17/2018, D/C: 6/21/2018

Flowsheets (all recorded) (continued)

Critical Care VS, Intake/Output (continued)

| Row Name   | 06/19/18 0900 | 06/19/18 0808 | 06/19/18 0800      | 06/19/18 0700 | 06/19/18 0600  |
|--|---------------|---------------|--------------------|---------------|----------------|
| Pulse Oximetry Type  | ---           | ---           | Continuous -JI     | ---           | ---            |
| <b>QT Monitoring</b>   |               |               |                    |               |                |
| QT Interval  | ---           | ---           | ---                | ---           | (I) 560 ms -RM |
| QTC  | ---           | ---           | ---                | ---           | (I) 521 ms -RM |
| <b>Pain Assessment</b>   |               |               |                    |               |                |
| Currently in Pain  | ---           | ---           | No -JI             | ---           | ---            |
| Which Pain Assessment Tool ?   | ---           | ---           | Numeric (0-10) -JI | ---           | ---            |
| <b>Numeric Pain Intensity Scale</b>  |               |               |                    |               |                |
| Numeric Pain Intensity Score 1   | ---           | ---           | 0 -JI              | ---           | ---            |
| <b>piperacillin-tazobactam (ZOSYN) 4.5 g in NS 100 mL IVPB (w/adapter)</b> |               |               |                    |               |                |
| Piggyback Volume (mL)  | ---           | ---           | ---                | ---           | 0 -RM          |
| <b>pantoprazole</b>  |               |               |                    |               |                |
| pantoprazole Volume (mL)   | ---           | ---           | ---                | ---           | 200 mL -RM     |
| <b>Urine Output</b>  |               |               |                    |               |                |
| Urine  | 450 mL -DF    | ---           | ---                | ---           | ---            |

| Row Name   | 06/19/18 0500         | 06/19/18 0445 | 06/19/18 0400         | 06/19/18 0300         | 06/19/18 0200         |
|--|-----------------------|---------------|-----------------------|-----------------------|-----------------------|
| <b>Vital Signs</b>   |                       |               |                       |                       |                       |
| Temp   | ---                   | ---           | 98.2 °F (36.8 °C) -MJ | ---                   | ---                   |
| Pulse  | 53 -RM                | ---           | 55 -RM                | 55 -RM                | 54 -RM                |
| Heart Rate Source  | Monitor -RM           | ---           | Monitor -RM           | Monitor -RM           | Monitor -RM           |
| Resp   | 17 -RM                | ---           | 20 -RM                | 16 -RM                | 19 -RM                |
| BP   | (I) 124/49 -RM        | ---           | 127/55 -RM            | 120/59 -RM            | 113/50 -RM            |
| MAP (mmHg)   | 68 mm Hg -RM          | ---           | 73 mm Hg -RM          | 73 mm Hg -RM          | 62 mm Hg -RM          |
| BP Location  | Right arm -RM         | ---           | Right arm -RM         | Right arm -RM         | Right arm -RM         |
| BP Method  | Non-invasive Cuff -RM | ---           | Non-invasive Cuff -RM | Non-invasive Cuff -RM | Non-invasive Cuff -RM |
| Patient Position   | Sitting -RM           | ---           | Supine -RM            | Lying right side -RM  | Lying right side -RM  |
| <b>Oxygen Therapy</b>  |                       |               |                       |                       |                       |
| SpO2   | 96 % -RM              | ---           | 98 % -RM              | 92 % -RM              | 93 % -RM              |
| O2 Device  | Nasal cannula -RM     | ---           | Nasal cannula -RM     | Nasal cannula -RM     | Nasal cannula -RM     |
| Pulse Oximetry Type  | Continuous -RM        | ---           | Continuous -RM        | Continuous -RM        | Continuous -RM        |
| SpO2 Alarm Limit High  | 100 -RM               | ---           | 100 -RM               | 100 -RM               | 100 -RM               |
| SpO2 Alarm Limit Low   | 90 -RM                | ---           | 90 -RM                | 90 -RM                | 90 -RM                |
| POX Probe Site Changed   | No -RM                | ---           | No -RM                | No -RM                | No -RM                |
| <b>QT Monitoring</b>   |                       |               |                       |                       |                       |
| QT Interval  | (I) 488 ms -RM        | ---           | (I) 496 ms -RM        | (I) 496 ms -RM        | (I) 528 ms -RM        |
| QTC  | 463 ms -RM            | ---           | (I) 479 ms -RM        | 466 ms -RM            | (I) 501 ms -RM        |
| <b>Intake (mL)</b>   |                       |               |                       |                       |                       |
| P.O.   | ---                   | ---           | 250 mL -RM            | ---                   | ---                   |
| <b>piperacillin-tazobactam (ZOSYN) 4.5 g in NS 100 mL IVPB (w/adapter)</b> |                       |               |                       |                       |                       |
| Piggyback Dose   | ---                   | *4.5 g -RM    | ---                   | ---                   | ---                   |
| Piggyback Volume (mL)  | ---                   | 100 -RM       | ---                   | ---                   | ---                   |
| <b>magnesium sulfate</b>   |                       |               |                       |                       |                       |
| Latest MgSO4 serum level   | ---                   | 2.3           | ---                   | ---                   | ---                   |
| <b>Urine Output</b>  |                       |               |                       |                       |                       |
| Urine  | 250 mL -RM            | ---           | ---                   | 300 mL -RM            | ---                   |
| Bladder Status (use only for bladder training)                             | ---                   | ---           | Continent -RM         | ---                   | Continent -RM         |
| <b>Stool Output</b>  |                       |               |                       |                       |                       |
| Bowel Incontinence   | ---                   | ---           | No -RM                | ---                   | No -RM                |
| Stool Amount   | ---                   | ---           | Unable to assess -RM  | ---                   | Unable to assess -RM  |
| Stool Appearance   | ---                   | ---           | Unable to assess -RM  | ---                   | Unable to assess -RM  |
| Stool Color  | ---                   | ---           | Unable to assess -RM  | ---                   | Unable to assess -RM  |



WS Kennestone Hospital  
677 Church Street  
Marietta GA 30060-1101  
Inpatient Record

Maurice, Eugene George  
MRN: 561253820, DOB: 1/2/1949, Sex: M  
Adm: 6/17/2018, D/C: 6/21/2018

Flowsheets (all recorded) (continued)

Critical Care VS, Intake/Output (continued)

| Row Name                                       | 06/19/18 0500         | 06/19/18 0445             | 06/19/18 0400             | 06/19/18 0300             | 06/19/18 0200             |
|--|-----------------------|---------------------------|---------------------------|---------------------------|---------------------------|
| <b>Patient Observation</b>                     |                       |                           |                           |                           |                           |
| Observations                                   | —                     | —                         | Resting in bed, alert -RM | —                         | Resting in bed, alert -RM |
| <b>24 Chart Check</b>                          |                       |                           |                           |                           |                           |
| 24 hour chart check complete                   | —                     | —                         | Yes -RM                   | —                         | Yes -RM                   |
| Row Name                                       | 06/19/18 0100         | 06/19/18 0000             | 06/18/18 2300             | 06/18/18 2200             | 06/18/18 2100             |
| <b>Vital Signs</b>                             |                       |                           |                           |                           |                           |
| Temp   | —                     | 98.1 °F (36.7 °C) -MJ     | —                         | —                         | —                         |
| Pulse  | 53 -RM                | 56 -RM                    | 59 -RM                    | 55 -RM                    | 56 -RM                    |
| Heart Rate Source                              | Monitor -RM           | Monitor -RM               | Monitor -RM               | Monitor -RM               | Monitor -RM               |
| Resp   | 19 -RM                | 21 -RM                    | 20 -RM                    | 21 -RM                    | 21 -RM                    |
| BP   | (I) 109/44 -RM        | (I) 123/43 -RM            | 127/59 -RM                | —                         | —                         |
| MAP (mmHg)                                     | 61 mm Hg -RM          | 61 mm Hg -RM              | 75 mm Hg -RM              | —                         | —                         |
| BP Location                                    | Right arm -RM         | Right arm -RM             | Right arm -RM             | Right arm -RM             | —                         |
| BP Method                                      | Non-invasive Cuff -RM | Non-invasive Cuff -RM     | Non-invasive Cuff -RM     | Non-invasive Cuff -RM     | —                         |
| Patient Position                               | Lying left side -RM   | Lying left side -RM       | Lying left side -RM       | Supine -RM                | —                         |
| <b>Oxygen Therapy</b>                          |                       |                           |                           |                           |                           |
| SpO2   | 92 % -RM              | 94 % -RM                  | 97 % -RM                  | 99 % -RM                  | 99 % -RM                  |
| O2 Device                                      | Nasal cannula -RM     | Nasal cannula -RM         | Nasal cannula -RM         | Nasal cannula -RM         | Nasal cannula -RM         |
| Pulse Oximetry Type                            | Continuous -RM        | Continuous -RM            | Continuous -RM            | Continuous -RM            | Continuous -RM            |
| SpO2 Alarm Limit High                          | 100 -RM               | 100 -RM                   | 100 -RM                   | 100 -RM                   | 100 -RM                   |
| SpO2 Alarm Limit Low                           | 90 -RM                | 90 -RM                    | 90 -RM                    | 90 -RM                    | 90 -RM                    |
| POX Probe Site                                 | No -RM                | No -RM                    | No -RM                    | No -RM                    | No -RM                    |
| Changed  |                       |                           |                           |                           |                           |
| <b>QT Monitoring</b>                           |                       |                           |                           |                           |                           |
| QT Interval                                    | (I) 536 ms -RM        | (I) 488 ms -RM            | (I) 488 ms -RM            | (I) 496 ms -RM            | (I) 480 ms -RM            |
| QTC  | (I) 504 ms -RM        | (I) 476 ms -RM            | (I) 484 ms -RM            | (I) 475 ms -RM            | 464 ms -RM                |
| <b>Pain Assessment History</b>                 |                       |                           |                           |                           |                           |
| Previous experiences with pain?                | —                     | —                         | —                         | —                         | No -RM                    |
| <b>Pain Assessment</b>                         |                       |                           |                           |                           |                           |
| Currently in Pain                              | —                     | —                         | —                         | —                         | No -RM                    |
| Which Pain Assessment Tool ?                   | —                     | —                         | —                         | —                         | Numeric (0-10) -RM        |
| <b>Numeric Pain Intensity Scale</b>            |                       |                           |                           |                           |                           |
| Numeric Pain Intensity Score 1                 | —                     | —                         | —                         | —                         | 0 -RM                     |
| <b>Urine Output</b>                            |                       |                           |                           |                           |                           |
| Urine  | —                     | 200 mL -MJ                | —                         | —                         | —                         |
| Bladder Status (use only for bladder training) | —                     | Continent -RM             | —                         | Continent -RM             | —                         |
| <b>Stool Output</b>                            |                       |                           |                           |                           |                           |
| Bowel Incontinence                             | —                     | No -RM                    | —                         | No -RM                    | —                         |
| Stool Amount                                   | —                     | Unable to assess -RM      | —                         | Unable to assess -RM      | —                         |
| Stool Appearance                               | —                     | Unable to assess -RM      | —                         | Unable to assess -RM      | —                         |
| Stool Color                                    | —                     | Unable to assess -RM      | —                         | Unable to assess -RM      | —                         |
| <b>Patient Observation</b>                     |                       |                           |                           |                           |                           |
| Observations                                   | —                     | Resting in bed, alert -RM | —                         | Resting in bed, alert -RM | —                         |
| <b>24 Chart Check</b>                          |                       |                           |                           |                           |                           |
| 24 hour chart check complete                   | —                     | Yes -RM                   | —                         | Yes -RM                   | —                         |
| Row Name                                       | 06/18/18 2000         | 06/18/18 1900             | 06/18/18 1819             | 06/18/18 1804             | 06/18/18 1803             |
| <b>Vital Signs</b>                             |                       |                           |                           |                           |                           |
| Temp   | 98.4 °F (36.9 °C) -MJ | —                         | —                         | —                         | —                         |
| Pulse  | 56 -RM                | 56 -RM                    | —                         | —                         | —                         |
| Heart Rate Source                              | Monitor -RM           | Monitor -RM               | —                         | —                         | —                         |
| Resp   | 22 -RM                | 22 -RM                    | —                         | —                         | —                         |
| <b>Oxygen Therapy</b>                          |                       |                           |                           |                           |                           |
| SpO2   | 96 % -RM              | (I) 89 % -RM              | —                         | —                         | —                         |





WS Kennestone Hospital  
677 Church Street  
Marietta GA 30060-1101  
Inpatient Record

Maurice, Eugene George  
MRN: 561253820, DOB: 1/2/1949, Sex: M  
Adm: 6/17/2018, D/C: 6/21/2018

**Flowsheets (all recorded) (continued)**

**Critical Care VS, Intake/Output (continued)**

| Row Name   | 06/18/18 2000             | 06/18/18 1900      | 06/18/18 1819     | 06/18/18 1804 | 06/18/18 1803 |
|--|---------------------------|--------------------|-------------------|---------------|---------------|
| O2 Device  | Nasal cannula -RM         | Nasal cannula -RM  | ---               | ---           | ---           |
| Pulse Oximetry Type  | Continuous -RM            | Continuous -RM     | ---               | ---           | ---           |
| SpO2 Alarm Limit High  | 100 -RM                   | 100 -RM            | ---               | ---           | ---           |
| SpO2 Alarm Limit Low   | 90 -RM                    | 90 -RM             | ---               | ---           | ---           |
| POX Probe Site Changed   | No -RM                    | No -RM             | ---               | ---           | ---           |
| <b>QT Monitoring</b>   |                           |                    |                   |               |               |
| QT Interval  | (I) 488 ms -RM            | (I) 496 ms -RM     | ---               | ---           | ---           |
| QTC  | (I) 471 ms -RM            | (I) 475 ms -RM     | ---               | ---           | ---           |
| <b>Pain Assessment History</b>   |                           |                    |                   |               |               |
| Previous experiences with pain?  | No -RM                    | No -RM             | ---               | ---           | ---           |
| Patient's Stated Pain Goal   | 0 (No Pain) -RM           | ---                | ---               | ---           | ---           |
| <b>Pain Assessment</b>   |                           |                    |                   |               |               |
| Currently in Pain  | No -RM                    | No -RM             | ---               | ---           | ---           |
| Which Pain Assessment Tool ?   | Numeric (0-10) -RM        | Numeric (0-10) -RM | ---               | ---           | ---           |
| <b>Numeric Pain Intensity Scale</b>  |                           |                    |                   |               |               |
| Numeric Pain Intensity Score 1   | 0 -RM                     | 0 -RM              | ---               | ---           | ---           |
| <b>Intake (mL)</b>   |                           |                    |                   |               |               |
| Percent Meals Eaten (%)  | ---                       | ---                | 100 % Dinner. -JI | ---           | ---           |
| Saline Flush (mL)  | ---                       | ---                | ---               | ---           | 40 mL -JI     |
| <b>sodium chloride 0.9% (NS) infusion</b>                                  |                           |                    |                   |               |               |
| Volume (mL)  | 1400 mL -RM               | ---                | ---               | ---           | ---           |
| <b>piperacillin-tazobactam (ZOSYN) 4.5 g in NS 100 mL IVPB (w/adapter)</b> |                           |                    |                   |               |               |
| Piggyback Dose   | ---                       | ---                | ---               | *4.5 g -JI    | ---           |
| Piggyback Volume (mL)  | 200 -RM                   | ---                | ---               | ---           | ---           |
| <b>pantoprazole</b>  |                           |                    |                   |               |               |
| pantoprazole Volume (mL)   | 200 mL -RM                | ---                | ---               | ---           | ---           |
| <b>Urine Output</b>  |                           |                    |                   |               |               |
| Urine Occurrence   | 0 -RM                     | ---                | ---               | ---           | ---           |
| Bladder Status (use only for bladder training)                             | Continent -RM             | ---                | ---               | ---           | ---           |
| <b>Stool Output</b>  |                           |                    |                   |               |               |
| Stool Occurrence   | 0 -RM                     | ---                | ---               | ---           | ---           |
| Bowel Incontinence   | No -RM                    | ---                | ---               | ---           | ---           |
| Stool Amount   | Unable to assess -RM      | ---                | ---               | ---           | ---           |
| Stool Appearance   | Unable to assess -RM      | ---                | ---               | ---           | ---           |
| Stool Color  | Unable to assess -RM      | ---                | ---               | ---           | ---           |
| <b>Emesis Output</b>   |                           |                    |                   |               |               |
| Emesis Occurrence  | 0 -RM                     | ---                | ---               | ---           | ---           |
| Emesis Appearance  | --- na -RM                | ---                | ---               | ---           | ---           |
| <b>Patient Observation</b>   |                           |                    |                   |               |               |
| Observations   | Resting in bed, alert -RM | ---                | ---               | ---           | ---           |
| <b>24 Chart Check</b>  |                           |                    |                   |               |               |
| 24 hour chart check complete   | Yes -RM                   | ---                | ---               | ---           | ---           |

| Row Name           | 06/18/18 1800 | 06/18/18 1727         | 06/18/18 1600 | 06/18/18 1500 | 06/18/18 1400 |
|--------------------|---------------|-----------------------|---------------|---------------|---------------|
| <b>Vital Signs</b> |               |                       |               |               |               |
| Temp               | ---           | 98.1 °F (36.7 °C) -JD | ---           | ---           | ---           |
| Temp src           | ---           | Oral -JD              | ---           | ---           | ---           |
| Pulse              | 56 -RM        | ---                   | 52 -JI        | 54 -JI        | 58 -JI        |
| Resp               | 20 -RM        | ---                   | 20 -JI        | 18 -JI        | 19 -JI        |
| BP                 | 132/60 -RM    | ---                   | 142/57 -JI    | 151/56 -JI    | 134/53 -JI    |



Flowsheets (all recorded) (continued)

Critical Care VS, Intake/Output (continued)

| Row Name                            | 06/18/18 1800  | 06/18/18 1727 | 06/18/18 1600      | 06/18/18 1500 | 06/18/18 1400 |
|-------------------------------------|----------------|---------------|--------------------|---------------|---------------|
| MAP (mmHg)                          | 75 mm Hg -RM   | ---           | 76 mm Hg -JI       | 79 mm Hg -JI  | 72 mm Hg -JI  |
| <b>Oxygen Therapy</b>               |                |               |                    |               |               |
| SpO2                                | 94 % -RM       | ---           | (I) 87 % -JI       | 95 % -JI      | 91 % -JI      |
| <b>QT Monitoring</b>                |                |               |                    |               |               |
| QT Interval                         | (I) 472 ms -RM | ---           | ---                | ---           | ---           |
| QTC                                 | 456 ms -RM     | ---           | ---                | ---           | ---           |
| <b>Pain Assessment</b>              |                |               |                    |               |               |
| Currently in Pain                   | ---            | ---           | No -JI             | ---           | ---           |
| Which Pain Assessment Tool ?        | ---            | ---           | Numeric (0-10) -JI | ---           | ---           |
| <b>Numeric Pain Intensity Scale</b> |                |               |                    |               |               |
| Numeric Pain Intensity Score 1      | ---            | ---           | 0 -JI              | ---           | ---           |

| Row Name                | 06/18/18 1345 | 06/18/18 1303  | 06/18/18 1300  | 06/18/18 1247 | 06/18/18 1230         |
|-------------------------|---------------|----------------|----------------|---------------|-----------------------|
| <b>Vital Signs</b>      |               |                |                |               |                       |
| Temp                    | ---           | ---            | ---            | ---           | 97.7 °F (36.5 °C) -JD |
| Temp src                | ---           | ---            | ---            | ---           | Oral -JD              |
| Pulse                   | ---           | ---            | 57 -JI         | ---           | ---                   |
| Resp                    | ---           | ---            | 15 -JI         | ---           | ---                   |
| BP                      | ---           | ---            | (I) 130/45 -JI | ---           | ---                   |
| MAP (mmHg)              | ---           | ---            | 65 mm Hg -JI   | ---           | ---                   |
| <b>Oxygen Therapy</b>   |               |                |                |               |                       |
| SpO2                    | ---           | ---            | 93 % -JI       | ---           | ---                   |
| <b>Intake (mL)</b>      |               |                |                |               |                       |
| Percent Meals Eaten (%) | ---           | 95 % Lunch -JI | ---            | ---           | ---                   |
| Saline Flush (mL)       | ---           | ---            | ---            | 20 mL -JI     | ---                   |
| <b>Urine Output</b>     |               |                |                |               |                       |
| Urine Occurrence        | 1 -JI         | ---            | ---            | ---           | ---                   |

| Row Name                            | 06/18/18 1205 | 06/18/18 1200      | 06/18/18 1100  | 06/18/18 1000 | 06/18/18 0916 |
|-------------------------------------|---------------|--------------------|----------------|---------------|---------------|
| <b>Vital Signs</b>                  |               |                    |                |               |               |
| Pulse                               | ---           | 52 -JI             | 50 -JI         | 51 -JI        | ---           |
| Resp                                | ---           | 18 -JI             | 17 -JI         | 16 -JI        | ---           |
| BP                                  | ---           | 140/56 -JI         | (I) 128/46 -JI | 131/52 -JI    | ---           |
| MAP (mmHg)                          | ---           | 77 mm Hg -JI       | 66 mm Hg -JI   | 72 mm Hg -JI  | ---           |
| <b>Oxygen Therapy</b>               |               |                    |                |               |               |
| SpO2                                | ---           | ---                | 97 % -JI       | 98 % -JI      | ---           |
| <b>Pain Assessment</b>              |               |                    |                |               |               |
| Currently in Pain                   | ---           | No -JI             | ---            | ---           | ---           |
| Which Pain Assessment Tool ?        | ---           | Numeric (0-10) -JI | ---            | ---           | ---           |
| <b>Numeric Pain Intensity Scale</b> |               |                    |                |               |               |
| Numeric Pain Intensity Score 1      | ---           | 0 -JI              | ---            | ---           | ---           |
| <b>Urine Output</b>                 |               |                    |                |               |               |
| Urine                               | ---           | ---                | ---            | ---           | 150 mL -JI    |
| Urine Occurrence                    | 1 -JI         | ---                | ---            | ---           | ---           |

| Row Name              | 06/18/18 0907 | 06/18/18 0900 | 06/18/18 0848 | 06/18/18 0831         | 06/18/18 0800     |
|-----------------------|---------------|---------------|---------------|-----------------------|-------------------|
| <b>Vital Signs</b>    |               |               |               |                       |                   |
| Temp                  | ---           | ---           | ---           | 97.8 °F (36.6 °C) -JD | ---               |
| Temp src              | ---           | ---           | ---           | Oral -JD              | ---               |
| Pulse                 | ---           | (I) 49 -JI    | ---           | ---                   | (I) 48 -JI        |
| Resp                  | ---           | 16 -JI        | ---           | ---                   | 17 -JI            |
| BP                    | ---           | 137/54 -JI    | ---           | ---                   | (I) 123/49 -JI    |
| MAP (mmHg)            | ---           | 75 mm Hg -JI  | ---           | ---                   | 66 mm Hg -JI      |
| <b>Oxygen Therapy</b> |               |               |               |                       |                   |
| SpO2                  | ---           | 100 % -JI     | ---           | ---                   | 91 % -JI          |
| O2 Device             | ---           | ---           | ---           | ---                   | Nasal cannula -JI |
| O2 Flow Rate (L/min)  | ---           | ---           | ---           | ---                   | 5 L/min -JI       |



WS Kennestone Hospital  
677 Church Street  
Marietta GA 30060-1101  
Inpatient Record

Maurice, Eugene George  
MRN: 561253820, DOB: 1/2/1949, Sex: M  
Adm: 6/17/2018, D/C: 6/21/2018

Flowsheets (all recorded) (continued)

Critical Care VS, Intake/Output (continued)

| Row Name  | 06/18/18 0907  | 06/18/18 0900 | 06/18/18 0848                | 06/18/18 0831         | 06/18/18 0800       |
|---|----------------|---------------|------------------------------|-----------------------|---------------------|
| Pulse Oximetry Type   | ---            | ---           | ---                          | ---                   | Continuous -JI      |
| <b>Pain Assessment</b>  |                |               |                              |                       |                     |
| Currently in Pain   | ---            | ---           | ---                          | ---                   | No -JI              |
| Which Pain Assessment Tool ?  | ---            | ---           | ---                          | ---                   | Numeric (0-10) -JI  |
| <b>Numeric Pain Intensity Scale</b>                                 |                |               |                              |                       |                     |
| Numeric Pain Intensity Score 1                                      | ---            | ---           | ---                          | ---                   | 0 -JI               |
| piperacillin-tazobactam (ZOSYN) 4.5 g in NS 100 mL IVPB (w/adaptor) |                |               |                              |                       |                     |
| Piggyback Dose  | *4.5 g -JI     | ---           | ---                          | ---                   | ---                 |
| <b>Urine Output</b>   |                |               |                              |                       |                     |
| Urine   | ---            | ---           | 300 mL -JI                   | ---                   | ---                 |
| Row Name  | 06/18/18 0700  | 06/18/18 0640 | 06/18/18 0600                | 06/18/18 0500         | 06/18/18 0445       |
| <b>Height and Weight</b>  |                |               |                              |                       |                     |
| Weight  | ---            | ---           | 104.9 kg (231 lb 4.2 oz) -RM | ---                   | ---                 |
| Weight Method   | ---            | ---           | Actual -RM                   | ---                   | ---                 |
| <b>Vital Signs</b>  |                |               |                              |                       |                     |
| Temp  | ---            | ---           | 98.2 °F (36.8 °C) -RM        | ---                   | 98.6 °F (37 °C) -RM |
| Temp src  | ---            | ---           | Axillary -RM                 | ---                   | Axillary -RM        |
| Pulse   | (I) 46 -JI     | ---           | (I) 46 -RM                   | (I) 47 -RM            | (I) 47 -RM          |
| Heart Rate Source   | ---            | ---           | Monitor -RM                  | Monitor -RM           | ---                 |
| Resp  | 17 -JI         | ---           | 13 -RM                       | 18 -RM                | 18 -RM              |
| BP  | (I) 115/49 -JI | ---           | (I) 126/48 -RM               | 122/52 -RM            | 120/52 -RM          |
| MAP (mmHg)  | 65 mm Hg -JI   | ---           | 68 mm Hg -RM                 | 69 mm Hg -RM          | ---                 |
| BP Location   | ---            | ---           | Right arm -RM                | Right arm -RM         | ---                 |
| BP Method   | ---            | ---           | Non-invasive Cuff -RM        | Non-invasive Cuff -RM | ---                 |
| Patient Position  | ---            | ---           | Supine -RM                   | Lying left side -RM   | ---                 |
| <b>Oxygen Therapy</b>   |                |               |                              |                       |                     |
| SpO2  | 95 % -JI       | ---           | 97 % -RM                     | 97 % -RM              | ---                 |
| O2 Device   | ---            | ---           | Nasal cannula -RM            | Nasal cannula -RM     | Nasal cannula -RM   |
| Pulse Oximetry Type   | ---            | ---           | Continuous -RM               | Continuous -RM        | Continuous -RM      |
| SpO2 Alarm Limit High   | ---            | ---           | 100 -RM                      | 100 -RM               | ---                 |
| SpO2 Alarm Limit Low  | ---            | ---           | 90 -RM                       | 90 -RM                | ---                 |
| POX Probe Site Changed  | ---            | ---           | No -RM                       | No -RM                | ---                 |
| <b>QT Monitoring</b>  |                |               |                              |                       |                     |
| QT Interval   | ---            | ---           | (I) 560 ms -RM               | (I) 544 ms -RM        | ---                 |
| QTC   | ---            | ---           | (I) 496 ms -RM               | (I) 487 ms -RM        | ---                 |
| <b>Pain Assessment History</b>                                      |                |               |                              |                       |                     |
| Previous experiences with pain?                                     | ---            | ---           | No -RM                       | No -RM                | ---                 |
| History of Chronic Pain?  | ---            | ---           | No -RM                       | No -RM                | ---                 |
| <b>Pain Assessment</b>  |                |               |                              |                       |                     |
| Currently in Pain   | ---            | ---           | No -RM                       | No -RM                | ---                 |
| Which Pain Assessment Tool ?  | ---            | ---           | Numeric (0-10) -RM           | Numeric (0-10) -RM    | ---                 |
| <b>Numeric Pain Intensity Scale</b>                                 |                |               |                              |                       |                     |
| Numeric Pain Intensity Score 1                                      | ---            | ---           | 0 -RM                        | 0 -RM                 | ---                 |
| sodium chloride 0.9% (NS) infusion                                  |                |               |                              |                       |                     |
| Volume (mL)   | ---            | ---           | 495 mL -RM                   | ---                   | ---                 |
| sodium chloride 0.9% (NS) bolus 250 mL                              |                |               |                              |                       |                     |
| Bolus Dose  | ---            | *250 mL -RM   | ---                          | ---                   | ---                 |
| Bolus Volume (mL)   | ---            | ---           | 250 -RM                      | ---                   | ---                 |
| piperacillin-tazobactam (ZOSYN) 4.5 g in NS 100 mL IVPB (w/adaptor) |                |               |                              |                       |                     |
| Piggyback Volume (mL)   | ---            | ---           | 0 -RM                        | 100 -RM               | ---                 |



WS Kennestone Hospital  
677 Church Street  
Marietta GA 30060-1101  
Inpatient Record

Maurice, Eugene George  
MRN: 561253820, DOB: 1/2/1949, Sex: M  
Adm: 6/17/2018, D/C: 6/21/2018

**Flowsheets (all recorded) (continued)**

**Critical Care VS, Intake/Output (continued)**

| Row Name                                       | 06/18/18 0700 | 06/18/18 0640 | 06/18/18 0600 | 06/18/18 0500        | 06/18/18 0445 |
|--|---------------|---------------|---------------|----------------------|---------------|
| <b>pantoprazole</b>                            |               |               |               |                      |               |
| pantoprazole Volume (mL)                       | ---           | ---           | 20 mL -RM     | 100 mL -RM           | ---           |
| <b>Urine Output</b>                            |               |               |               |                      |               |
| Urine  | ---           | ---           | 300 mL -RM    | 275 mL -RM           | ---           |
| Urine Occurrence                               | ---           | ---           | ---           | 0 -RM                | ---           |
| Bladder Status (use only for bladder training) | ---           | ---           | ---           | Continent -RM        | ---           |
| <b>Stool Output</b>                            |               |               |               |                      |               |
| Stool Occurrence                               | ---           | ---           | ---           | 0 -RM                | ---           |
| Bowel Incontinence                             | ---           | ---           | ---           | No -RM               | ---           |
| Stool Amount                                   | ---           | ---           | ---           | Unable to assess -RM | ---           |
| Stool Appearance                               | ---           | ---           | ---           | Unable to assess -RM | ---           |
| Stool Color                                    | ---           | ---           | ---           | Unable to assess -RM | ---           |
| <b>Emesis Output</b>                           |               |               |               |                      |               |
| Emesis Occurrence                              | ---           | ---           | ---           | 0 -RM                | ---           |
| Emesis Appearance                              | ---           | ---           | ---           | na -RM               | ---           |
| <b>Patient Observation</b>                     |               |               |               |                      |               |
| Observations                                   | ---           | ---           | ---           | Resting in bed -RM   | ---           |

| Row Name                                  | 06/18/18 0400         | 06/18/18 0300         | 06/18/18 0200         | 06/18/18 0115 | 06/18/18 0103 |
|---|-----------------------|-----------------------|-----------------------|---------------|---------------|
| <b>Vital Signs</b>                        |                       |                       |                       |               |               |
| Pulse                                     | (I) 49 -RM            | (I) 49 -RM            | 51 -RM                | 54 -RM        | ---           |
| Heart Rate Source                         | Monitor -RM           | Monitor -RM           | Monitor -RM           | ---           | ---           |
| Resp                                      | 19 -RM                | 18 -RM                | 19 -RM                | 20 -RM        | ---           |
| BP  | 117/50 -RM            | (I) 109/43 -RM        | (I) 102/39 -RM        | ---           | ---           |
| MAP (mmHg)                                | 67 mm Hg -RM          | 60 mm Hg -RM          | (I) 55 mm Hg -RM      | ---           | ---           |
| BP Location                               | Right arm -RM         | Right arm -RM         | Right arm -RM         | ---           | ---           |
| BP Method                                 | Non-invasive Cuff -RM | Non-invasive Cuff -RM | Non-invasive Cuff -RM | ---           | ---           |
| Patient Position                          | Sitting -RM           | Supine -RM            | Lying right side -RM  | ---           | ---           |
| <b>Oxygen Therapy</b>                     |                       |                       |                       |               |               |
| SpO2                                      | 97 % -RM              | 92 % -RM              | (I) 87 % -RM          | ---           | ---           |
| O2 Device                                 | Nasal cannula -RM     | Nasal cannula -RM     | Nasal cannula -RM     | ---           | ---           |
| O2 Flow Rate (L/min)                      | ---                   | 5 L/min -RM           | 5 L/min -RM           | ---           | ---           |
| Pulse Oximetry Type                       | Continuous -RM        | Continuous -RM        | Continuous -RM        | ---           | ---           |
| SpO2 Alarm Limit High                     | 100 -RM               | 100 -RM               | 100 -RM               | ---           | ---           |
| SpO2 Alarm Limit Low                      | 90 -RM                | 90 -RM                | 90 -RM                | ---           | ---           |
| POX Probe Site Changed                    | No -RM                | No -RM                | No -RM                | ---           | ---           |
| <b>QT Monitoring</b>                      |                       |                       |                       |               |               |
| QT Interval                               | (I) 560 ms -RM        | (I) 544 ms -RM        | (I) 536 ms -RM        | ---           | ---           |
| QTC                                       | (I) 501 ms -RM        | (I) 497 ms -RM        | (I) 494 ms -RM        | ---           | ---           |
| <b>Pain Assessment History</b>            |                       |                       |                       |               |               |
| Previous experiences with pain?           | No -RM                | No -RM                | No -RM                | ---           | ---           |
| History of Chronic Pain?                  | No -RM                | No -RM                | No -RM                | ---           | ---           |
| <b>Pain Assessment</b>                    |                       |                       |                       |               |               |
| Currently in Pain                         | No -RM                | No -RM                | No -RM                | ---           | ---           |
| Which Pain Assessment Tool ?              | Numeric (0-10) -RM    | Numeric (0-10) -RM    | Numeric (0-10) -RM    | ---           | ---           |
| <b>Numeric Pain Intensity Scale</b>       |                       |                       |                       |               |               |
| Numeric Pain Intensity Score 1            | 0 -RM                 | 0 -RM                 | 0 -RM                 | ---           | ---           |
| <b>sodium chloride 0.9% (NS) infusion</b> |                       |                       |                       |               |               |
| Rate                                      | ---                   | ---                   | ---                   | ---           | ---           |

\* There are multiple administrations at this time. Please see the MAR for detailed information. -RM

piperacillin-tazobactam (ZOSYN) 4.5 g in NS 100 mL IVPB (w/adapter)





WS Kennestone Hospital  
677 Church Street  
Marietta GA 30060-1101  
Inpatient Record

Maurice, Eugene George  
MRN: 561253820, DOB: 1/2/1949, Sex: M  
Adm: 6/17/2018, D/C: 6/21/2018

Flowsheets (all recorded) (continued)

Critical Care VS, Intake/Output (continued)

| Row Name   | 06/18/18 0400         | 06/18/18 0300         | 06/18/18 0200 | 06/18/18 0115         | 06/18/18 0103         |
|--|-----------------------|-----------------------|---------------|-----------------------|-----------------------|
| Piggyback Dose   | *4.5 g -RM            | ---                   | ---           | ---                   | ---                   |
| <b>Urine Output</b>  |                       |                       |               |                       |                       |
| Urine  | ---                   | 200 mL -RM            | ---           | ---                   | ---                   |
| Row Name   | 06/18/18 0100         | 06/18/18 0051         | 06/18/18 0030 | 06/18/18 0000         | 06/17/18 2300         |
| <b>Vital Signs</b>   |                       |                       |               |                       |                       |
| Temp   | ---                   | 98.1 °F (36.7 °C) -RM | ---           | ---                   | ---                   |
| Temp src   | ---                   | Oral -RM              | ---           | ---                   | ---                   |
| Pulse  | 57 -RM                | 57 -RM                | ---           | 55 -RM                | 54 -RM                |
| Heart Rate Source  | Monitor -RM           | Monitor -RM           | ---           | Monitor -RM           | Monitor -RM           |
| Resp   | 21 -RM                | 20 -RM                | ---           | 20 -RM                | 17 -RM                |
| BP   | 123/51 -RM            | 140/52 -RM            | ---           | (!) 115/45 -RM        | (!) 110/41 -RM        |
| MAP (mmHg)   | 69 mm Hg -RM          | ---                   | ---           | 62 mm Hg -RM          | (!) 58 mm Hg -RM      |
| BP Location  | Right arm -RM         | ---                   | ---           | Right arm -RM         | Right arm -RM         |
| BP Method  | Non-invasive Cuff -RM | ---                   | ---           | Non-invasive Cuff -RM | Non-invasive Cuff -RM |
| Patient Position   | Lying left side -RM   | ---                   | ---           | Lying left side -RM   | Sitting -RM           |
| <b>Oxygen Therapy</b>  |                       |                       |               |                       |                       |
| SpO2   | (!) 88 % -RM          | ---                   | ---           | 92 % -RM              | 90 % -RM              |
| O2 Device  | Nasal cannula -RM     | ---                   | ---           | Nasal cannula -RM     | Nasal cannula -RM     |
| Pulse Oximetry Type  | Continuous -RM        | ---                   | ---           | Continuous -RM        | Continuous -RM        |
| SpO2 Alarm Limit High  | 100 -RM               | ---                   | ---           | 100 -RM               | 100 -RM               |
| SpO2 Alarm Limit Low   | 90 -RM                | ---                   | ---           | 90 -RM                | 90 -RM                |
| POX Probe Site Changed   | No -RM                | ---                   | ---           | Yes -RM               | No -RM                |
| <b>QT Monitoring</b>   |                       |                       |               |                       |                       |
| QT Interval  | (!) 488 ms -RM        | ---                   | ---           | (!) 528 ms -RM        | (!) 512 ms -RM        |
| QTC  | (!) 476 ms -RM        | ---                   | ---           | (!) 510 ms -RM        | (!) 490 ms -RM        |
| <b>Pain Assessment History</b>   |                       |                       |               |                       |                       |
| Previous experiences with pain?  | No -RM                | ---                   | ---           | No -RM                | No -RM                |
| History of Chronic Pain?   | No -RM                | ---                   | ---           | No -RM                | No -RM                |
| <b>Pain Assessment</b>   |                       |                       |               |                       |                       |
| Currently in Pain  | No -RM                | ---                   | ---           | No -RM                | No -RM                |
| Which Pain Assessment Tool ?   | Numeric (0-10) -RM    | ---                   | ---           | Numeric (0-10) -RM    | Numeric (0-10) -RM    |
| <b>Numeric Pain Intensity Scale</b>  |                       |                       |               |                       |                       |
| Numeric Pain Intensity Score 1   | 0 -RM                 | ---                   | ---           | 0 -RM                 | 0 -RM                 |
| <b>sodium chloride 0.9% (NS) infusion</b>                                  |                       |                       |               |                       |                       |
| Volume (mL)  | ---                   | ---                   | ---           | 0 mL -RM              | ---                   |
| <b>sodium chloride 0.9% (NS) bolus 250 mL</b>                              |                       |                       |               |                       |                       |
| Bolus Volume (mL)  | ---                   | ---                   | ---           | 0 -RM                 | ---                   |
| <b>piperacillin-tazobactam (ZOSYN) 4.5 g in NS 100 mL IVPB (w/adaptor)</b> |                       |                       |               |                       |                       |
| Piggyback Volume (mL)  | ---                   | ---                   | ---           | 0 -RM                 | ---                   |
| <b>magnesium sulfate</b>   |                       |                       |               |                       |                       |
| Latest MgSO4 serum level   | ---                   | ---                   | 2.1           | ---                   | ---                   |
| <b>Urine Output</b>  |                       |                       |               |                       |                       |
| Urine  | ---                   | ---                   | ---           | 300 mL -RM            | ---                   |
| Bladder Status (use only for bladder training)                             | ---                   | ---                   | ---           | Continent -RM         | ---                   |
| <b>Stool Output</b>  |                       |                       |               |                       |                       |
| Stool (mL)   | ---                   | ---                   | ---           | 0 mL -RM              | ---                   |
| Bowel Incontinence   | ---                   | ---                   | ---           | No -RM                | ---                   |
| Stool Amount   | ---                   | ---                   | ---           | Unable to assess -RM  | ---                   |
| Stool Appearance   | ---                   | ---                   | ---           | Unable to assess -RM  | ---                   |
| Stool Color  | ---                   | ---                   | ---           | Unable to assess -RM  | ---                   |
| <b>Emesis Output</b>   |                       |                       |               |                       |                       |



WS Kennestone Hospital  
677 Church Street  
Marietta GA 30060-1101  
Inpatient Record

Maurice, Eugene George  
MRN: 561253820, DOB: 1/2/1949, Sex: M  
Adm: 6/17/2018, D/C: 6/21/2018

Flowsheets (all recorded) (continued)

Critical Care VS, Intake/Output (continued)

| Row Name                   | 06/18/18 0100 | 06/18/18 0051 | 06/18/18 0030 | 06/18/18 0000             | 06/17/18 2300 |
|----------------------------|---------------|---------------|---------------|---------------------------|---------------|
| Emesis                     | ---           | ---           | ---           | 0 mL -RM                  | ---           |
| Emesis Appearance          | ---           | ---           | ---           | na -RM                    | ---           |
| <b>Patient Observation</b> |               |               |               |                           |               |
| Observations               | ---           | ---           | ---           | Resting in bed, alert -RM | ---           |
| <b>Output</b>              |               |               |               |                           |               |
| Blood                      | ---           | ---           | ---           | 0 mL -RM                  | ---           |

| Row Name                        | 06/17/18 2225                 | 06/17/18 2037 | 06/17/18 1859 | 06/17/18 1823 | 06/17/18 1738 |
|---------------------------------|-------------------------------|---------------|---------------|---------------|---------------|
| <b>Height and Weight</b>        |                               |               |               |               |               |
| Height                          | 67" (1.702 m) -AF             | ---           | ---           | ---           | ---           |
| Weight                          | 103.4 kg (227 lb 15.3 oz) -AF | ---           | ---           | ---           | ---           |
| Weight Method                   | Actual -AF                    | ---           | ---           | ---           | ---           |
| BSA (Calculated - sq m)         | 2.21 sq meters -AF            | ---           | ---           | ---           | ---           |
| BMI (Calculated)                | 35.7 -AF                      | ---           | ---           | ---           | ---           |
| Weight in (lb) to have BMI = 25 | 159.3 -AF                     | ---           | ---           | ---           | ---           |

| <b>Vital Signs</b> |                       |                       |     |                       |                       |
|--------------------|-----------------------|-----------------------|-----|-----------------------|-----------------------|
| Temp               | 98 °F (36.7 °C) -AF   | 98.2 °F (36.8 °C) -BR | --- | 98.2 °F (36.8 °C) -BR | 98.2 °F (36.8 °C) -BR |
| Temp src           | Oral -AF              | Oral -BR              | --- | Oral -BR              | Oral -BR              |
| Pulse              | 53 -AF                | 57 -BR                | --- | 51 -BR                | 55 -BR                |
| Heart Rate Source  | Monitor -AF           | Monitor -BR           | --- | Monitor -BR           | Monitor -BR           |
| Resp               | 18 -AF                | 16 -BR                | --- | 18 -BR                | 18 -BR                |
| BP                 | (I) 128/41 -AF        | 134/59 -BR            | --- | 126/55 -BR            | 132/56 -BR            |
| BP Location        | Right arm -RM         | Right arm -BR         | --- | Right arm -BR         | Right arm -BR         |
| BP Method          | Non-invasive Cuff -RM | Portable -BR          | --- | Portable -BR          | Portable -BR          |
| Patient Position   | Sitting -RM           | Sitting -BR           | --- | Sitting -BR           | Sitting -BR           |

| <b>Oxygen Therapy</b>  |                   |           |     |                     |                     |
|------------------------|-------------------|-----------|-----|---------------------|---------------------|
| SpO2                   | 92 % -AF          | 100 % -BR | --- | 100 % -BR           | 100 % -BR           |
| O2 Device              | Nasal cannula -AF | ---       | --- | None (Room air) -BR | None (Room air) -BR |
| O2 Flow Rate (L/min)   | 2 L/min -AF       | ---       | --- | ---                 | ---                 |
| Pulse Oximetry Type    | Continuous -RM    | ---       | --- | ---                 | ---                 |
| SpO2 Alarm Limit High  | 100 -RM           | ---       | --- | ---                 | ---                 |
| SpO2 Alarm Limit Low   | 90 -RM            | ---       | --- | ---                 | ---                 |
| POX Probe Site Changed | No -RM            | ---       | --- | ---                 | ---                 |

| <b>QT Monitoring</b> |                |     |     |     |     |
|----------------------|----------------|-----|-----|-----|-----|
| QT Interval          | (I) 472 ms -AF | --- | --- | --- | --- |
| QTC                  | 452 ms -AF     | --- | --- | --- | --- |

| <b>Pain Assessment History</b>  |        |     |     |     |     |
|---------------------------------|--------|-----|-----|-----|-----|
| Previous experiences with pain? | No -RM | --- | --- | --- | --- |
| History of Chronic Pain?        | No -RM | --- | --- | --- | --- |

| <b>Pain Assessment</b>       |                    |     |     |     |     |
|------------------------------|--------------------|-----|-----|-----|-----|
| Currently in Pain            | No -RM             | --- | --- | --- | --- |
| Which Pain Assessment Tool ? | Numeric (0-10) -RM | --- | --- | --- | --- |

| <b>Numeric Pain Intensity Scale</b> |       |       |     |       |     |
|-------------------------------------|-------|-------|-----|-------|-----|
| Numeric Pain Intensity Score 1      | 0 -RM | 0 -BR | --- | 0 -BR | --- |

| <b>vancomycin (VANCOBIN) 1,500 mg in NS 250 mL IVPB</b> |     |     |              |     |     |
|---|-----|-----|--------------|-----|-----|
| Piggyback Dose  | --- | --- | *1500 mg -BR | --- | --- |

| <b>pantoprazole</b>      |            |     |     |     |     |
|--------------------------|------------|-----|-----|-----|-----|
| pantoprazole Volume (mL) | 100 mL -RM | --- | --- | --- | --- |

| <b>Urine Output</b>                            |               |     |     |     |     |
|--|---------------|-----|-----|-----|-----|
| Urine Occurrence                               | 0 -RM         | --- | --- | --- | --- |
| Bladder Status (use only for bladder training) | Continent -RM | --- | --- | --- | --- |



WS Kennestone Hospital  
677 Church Street  
Marietta GA 30060-1101  
Inpatient Record

Maurice, Eugene George  
MRN: 561253820, DOB: 1/2/1949, Sex: M  
Adm: 6/17/2018, D/C: 6/21/2018

Flowsheets (all recorded) (continued)

Critical Care VS, Intake/Output (continued)

| Row Name                     | 06/17/18 2225                         | 06/17/18 2037 | 06/17/18 1859 | 06/17/18 1823 | 06/17/18 1738 |
|------------------------------|---------------------------------------|---------------|---------------|---------------|---------------|
| <b>Stool Output</b>          |                                       |               |               |               |               |
| Stool Occurrence             | 0 -RM                                 | ---           | ---           | ---           | ---           |
| Bowel Incontinence           | No -RM                                | ---           | ---           | ---           | ---           |
| Stool Amount                 | Unable to assess -RM                  | ---           | ---           | ---           | ---           |
| Stool Appearance             | Unable to assess -RM                  | ---           | ---           | ---           | ---           |
| Stool Color                  | Unable to assess -RM                  | ---           | ---           | ---           | ---           |
| <b>Emesis Output</b>         |                                       |               |               |               |               |
| Emesis Occurrence            | 0 -RM                                 | ---           | ---           | ---           | ---           |
| Emesis Appearance            | na -RM                                | ---           | ---           | ---           | ---           |
| <b>Patient Observation</b>   |                                       |               |               |               |               |
| Observations                 | REsting in bed, sitting up, alert -RM | ---           | ---           | ---           | ---           |
| <b>24 Chart Check</b>        |                                       |               |               |               |               |
| 24 hour chart check complete | Yes -RM                               | ---           | ---           | ---           | ---           |

| Row Name  | 06/17/18 1720         | 06/17/18 1718 | 06/17/18 1708         | 06/17/18 1706 | 06/17/18 1538       |
|---|-----------------------|---------------|-----------------------|---------------|---------------------|
| <b>Vital Signs</b>  |                       |               |                       |               |                     |
| Temp  | 98.2 °F (36.8 °C) -BR | ---           | 97.8 °F (36.6 °C) -BR | ---           | ---                 |
| Temp src  | Oral -BR              | ---           | Oral -BR              | ---           | ---                 |
| Pulse   | 55 -BR                | ---           | 55 -BR                | ---           | ---                 |
| Heart Rate Source   | ---                   | ---           | Monitor -BR           | ---           | ---                 |
| Resp  | 18 -BR                | ---           | 18 -BR                | ---           | ---                 |
| BP  | 129/53 -BR            | ---           | (I) 115/49 -BR        | ---           | ---                 |
| BP Location   | ---                   | ---           | Right arm -BR         | ---           | ---                 |
| BP Method   | ---                   | ---           | Portable -BR          | ---           | ---                 |
| Patient Position  | ---                   | ---           | Standing -BR          | ---           | ---                 |
| <b>Oxygen Therapy</b>   |                       |               |                       |               |                     |
| SpO2  | ---                   | ---           | 100 % -BR             | ---           | ---                 |
| O2 Device   | ---                   | ---           | None (Room air) -BR   | ---           | None (Room air) -RG |
| <b>Numeric Pain Intensity Scale</b>                                 |                       |               |                       |               |                     |
| Numeric Pain Intensity Score 1                                      | ---                   | ---           | ---                   | 0 -BR         | ---                 |
| piperacillin-tazobactam (ZOSYN) 4.5 g in NS 100 mL IVPB (w/adaptor) |                       |               |                       |               |                     |
| Piggyback Dose  | ---                   | *4.5 g -BR    | ---                   | ---           | ---                 |

| Row Name                            | 06/17/18 1537         | 06/17/18 1535        | 06/17/18 1533  | 06/17/18 1514 | 06/17/18 1504 |
|-------------------------------------|-----------------------|----------------------|--|---------------|---------------|
| <b>Height and Weight</b>            |                       |                      |  |               |               |
| Weight                              | ---                   | 95.3 kg (210 lb) -RG | ---  | ---           | ---           |
| Weight Method                       | ---                   | Stated -RG           | ---  | ---           | ---           |
| <b>Vital Signs</b>                  |                       |                      |  |               |               |
| Temp                                | 97.8 °F (36.6 °C) -RG | ---                  | ---  | ---           | ---           |
| Pulse                               | 55 -RG                | ---                  | ---  | ---           | ---           |
| Resp                                | 22 -RG                | ---                  | ---  | ---           | ---           |
| BP                                  | 114/51 -RG            | ---                  | ---  | ---           | ---           |
| <b>Pain Assessment</b>              |                       |                      |  |               |               |
| Currently in Pain                   | ---                   | ---                  | ---  | ---           | No -RG        |
| <b>Numeric Pain Intensity Scale</b> |                       |                      |  |               |               |
| Numeric Pain Intensity Score 1      | ---                   | ---                  | ---  | ---           | 0 -RG         |
| sodium chloride 0.9% (NS) infusion  |                       |                      |  |               |               |
| Rate                                | ---                   | ---                  | *0 There are multiple administrations at this time. Please see the MAR for detailed information. -RG | ---           | ---           |
| magnesium sulfate                   |                       |                      |  |               |               |
| Latest MgSO4 serum level            | ---                   | ---                  | ---  | 2.3           | ---           |

| Row Name           | 06/17/18 1502 | 06/17/18 1437 |
|--------------------|---------------|---------------|
| <b>Vital Signs</b> |               |               |



WS Kennestone Hospital  
 677 Church Street  
 Marietta GA 30060-1101  
 Inpatient Record

Maurice, Eugene George  
 MRN: 561253820, DOB: 1/2/1949, Sex: M  
 Adm: 6/17/2018, D/C: 6/21/2018

**Flowsheets (all recorded) (continued)**

**Critical Care VS, Intake/Output (continued)**

| Row Name          | 06/17/18 1502         | 06/17/18 1437 |
|-------------------|-----------------------|---------------|
| Temp              | 97.7 °F (36.5 °C) -RG | —             |
| Temp src          | Oral -RG              | —             |
| Pulse             | 54 -RG                | 56 -NS        |
| Heart Rate Source | Monitor -RG           | —             |
| Resp              | 25 -RG                | —             |
| BP                | 112/52 -RG            | —             |
| BP Location       | Left arm -RG          | —             |
| BP Method         | Non-invasive Cuff -RG | —             |
| Patient Position  | Supine -RG            | —             |

**Oxygen Therapy**

|                     |                     |          |
|---------------------|---------------------|----------|
| SpO2                | 100 % -RG           | 98 % -NS |
| O2 Device           | None (Room air) -RG | —        |
| Pulse Oximetry Type | Continuous -RG      | —        |

**[REMOVED] Urethral Catheter 16 Fr**

|                              |   |
|------------------------------|---|
| Urethral Catheter Properties | Placement Date: 01/16/18 -RD Placement Time: 2140 -RD Inserted by: Denmark, RN -RD Present on arrival to hospital?: No -RD Patient location at time of placement:: ER -RD Catheter Indicator: Acute urinary retention -RD Tube Size (Fr.): 16 Fr -RD Catheter Balloon Size: 10 mL -RD Catheter Secured: Yes -RD Urine Returned: Yes -RD Removal Date: 06/17/18 -RG, N/E |
|------------------------------|---|





WS Kennestone Hospital  
677 Church Street  
Marietta GA 30060-1101  
Inpatient Record

Maurice, Eugene George  
MRN: 561253820, DOB: 1/2/1949, Sex: M  
Adm: 6/17/2018, D/C: 6/21/2018

**Flowsheets (all recorded)**

**CAGE Questionnaire**

| Row Name  | 06/18/18 0134 |
|---|---------------|
| CAGE Questionnaire  |               |
| Have you felt the need to cut down on your drinking?        | 0 -RM         |
| Have you ever felt annoyed by criticizing of your drinking? | 0 -RM         |
| Have you ever felt guilty about your drinking?              | 0 -RM         |
| Have you ever felt you needed an eye-opener?                | 0 -RM         |
| CAGE Score Total  | 0 -RM         |



WS Kennestone Hospital  
 677 Church Street  
 Marietta GA 30060-1101  
 Inpatient Record

Maurice, Eugene George  
 MRN: 561253820, DOB: 1/2/1949, Sex: M  
 Adm: 6/17/2018, D/C: 6/21/2018

**Flowsheets (all recorded)**

**Adult Immunization Screening**

| Row Name  | 06/18/18 0133  | 06/17/18 1538      |
|---|--|--------------------|
| <b>Pneumococcal Screening - Age &gt;=65</b>                               |  |                    |
| Age >=65  | NONE - CONTINUE  | —                  |
| Pneumococcal<br>CONTRAINDICATION<br>S [Do any of the<br>following exist?] | SCREENING -RM  | —                  |
| Have you ever had a<br>pneumococcal<br>vaccination?                       | Yes -RM  | —                  |
| Date of the Vaccine?<br>(if Known)  | 03/16/16 -RM   | —                  |
| What type vaccine<br>received ?   | Pneumovax -RM  | —                  |
| When did you receive<br>the vaccine?                                      | Received after age 65<br>OR less than 5 years ago<br>(Follow up with PCP)<br>-RM | —                  |
| Pneumococcal<br>Handout Provided  | No (Comment) -RM   | —                  |
| Screening Complete  | Vaccine NOT indicated<br>(up to date status) -RM                                 | —                  |
| <b>Influenza Vaccine (Sept - March 31st)</b>                              |  |                    |
| Have you received the<br>Influenza Vaccine<br>during this Flu<br>season?  | Not Flu Season -RM   | Not Flu Season -RG |
| <b>Meets Criteria for Influenza Vaccine?</b>                              |  |                    |
| Patient Meets Criteria<br>For Influenza<br>Vaccine?                       | Not Flu Season -RM   | —                  |
| Screening Complete  | Vaccine NOT indicated<br>(up to date status) -RM                                 | —                  |



WS Kennestone Hospital  
677 Church Street  
Marietta GA 30060-1101  
Inpatient Record

Maurice, Eugene George  
MRN: 561253820, DOB: 1/2/1949, Sex: M  
Adm: 6/17/2018, D/C: 6/21/2018

**Flowsheets (all recorded)**

**Vital Signs**

| Row Name                            | 06/21/18 11:36:09                | 06/21/18 0830       | 06/21/18 07:35:36              | 06/21/18 0545      | 06/21/18 04:07:21              |
|-------------------------------------|----------------------------------|---------------------|--------------------------------|--------------------|--------------------------------|
| <b>Vital Signs</b>                  |                                  |                     |                                |                    |                                |
| Temp                                | 98.5 °F (36.9 °C) -DI (r) CI (t) | —                   | 98 °F (36.7 °C) -DI (r) CI (t) | —                  | 98 °F (36.7 °C) -DI (r) TW (t) |
| Temp src                            | Oral -CI                         | —                   | Oral -CI                       | —                  | Oral -TW                       |
| Pulse                               | 60 -DI (r) CI (t)                | —                   | 62 -DI (r) CI (t)              | —                  | 63 -DI (r) TW (t)              |
| Heart Rate Source                   | Monitor -CI                      | —                   | Monitor -CI                    | —                  | Monitor -TW                    |
| Resp                                | 18 -CI                           | —                   | 18 -CI                         | —                  | 18 -DI (r) TW (t)              |
| Respiration Source                  | visual -CI                       | —                   | visual -CI                     | —                  | visual -TW                     |
| BP                                  | 123/59 -DI (r) CI (t)            | —                   | 137/64 -DI (r) CI (t)          | —                  | 121/58 -DI (r) TW (t)          |
| BP Location                         | Right arm -CI                    | —                   | Right arm -CI                  | —                  | Right arm -TW                  |
| BP Method                           | Portable -CI                     | —                   | Portable -CI                   | —                  | Portable -TW                   |
| Patient Position                    | Supine -CI                       | —                   | Supine -CI                     | —                  | Supine -TW                     |
| <b>Oxygen Therapy</b>               |                                  |                     |                                |                    |                                |
| SpO2                                | 96 % -DI (r) CI (t)              | —                   | 95 % -DI (r) CI (t)            | —                  | 93 % -DI (r) TW (t)            |
| O2 Device                           | None (Room air) -CI              | None (Room air) -AM | None (Room air) -CI            | —                  | None (Room air) -TW            |
| <b>Pain Assessment</b>              |                                  |                     |                                |                    |                                |
| Currently in Pain                   | —                                | No -AM              | —                              | No -TS             | —                              |
| Which Pain                          | —                                | —                   | —                              | Numeric (0-10) -TS | —                              |
| Assessment Tool ?                   | —                                | —                   | —                              | —                  | —                              |
| Pain Intervention(s)                | —                                | Declines -AM        | —                              | Rest -TS           | —                              |
| <b>Numeric Pain Intensity Scale</b> |                                  |                     |                                |                    |                                |
| Numeric Pain Intensity Score 1      | —                                | 0 -AM               | —                              | 0 -TS              | —                              |

| Row Name                            | 06/21/18 0030       | 06/20/18 23:57:07                | 06/20/18 2133       | 06/20/18 19:43:22                | 06/20/18 15:50:04                |
|-------------------------------------|---------------------|----------------------------------|---------------------|----------------------------------|----------------------------------|
| <b>Vital Signs</b>                  |                     |                                  |                     |                                  |                                  |
| Temp                                | —                   | 98.4 °F (36.9 °C) -DI (r) TW (t) | —                   | 98.2 °F (36.8 °C) -DI (r) TW (t) | 98.3 °F (36.8 °C) -DI (r) LF (t) |
| Temp src                            | —                   | Oral -TW                         | —                   | Oral -TW                         | —                                |
| Pulse                               | —                   | 109 -DI (r) TW (t)               | —                   | 66 -DI (r) TW (t)                | 62 -DI (r) LF (t)                |
| Heart Rate Source                   | —                   | Monitor -TW                      | —                   | Monitor -TW                      | —                                |
| Resp                                | —                   | 16 -DI (r) TW (t)                | —                   | 16 -DI (r) TW (t)                | 17 -DI (r) LF (t)                |
| Respiration Source                  | —                   | visual -TW                       | —                   | visual -TW                       | —                                |
| BP                                  | —                   | 124/53 -DI (r) TW (t)            | —                   | 113/55 -DI (r) TW (t)            | 154/80 -DI (r) LF (t)            |
| BP Location                         | —                   | Right arm -TW                    | —                   | Right arm -TW                    | —                                |
| BP Method                           | —                   | Portable -TW                     | —                   | Portable -TW                     | —                                |
| Patient Position                    | —                   | Supine -TW                       | —                   | Supine -TW                       | —                                |
| <b>Oxygen Therapy</b>               |                     |                                  |                     |                                  |                                  |
| SpO2                                | —                   | 93 % -DI (r) TW (t)              | —                   | 93 % -DI (r) TW (t)              | (l) 89 % -DI (r) LF (t)          |
| O2 Device                           | —                   | None (Room air) -TW              | None (Room air) -TS | None (Room air) -TW              | —                                |
| <b>Pain Assessment</b>              |                     |                                  |                     |                                  |                                  |
| Currently in Pain                   | Resting quietly -TS | —                                | No -TS              | —                                | —                                |
| Which Pain                          | FACES -TS           | —                                | Numeric (0-10) -TS  | —                                | —                                |
| Assessment Tool ?                   | —                   | —                                | —                   | —                                | —                                |
| Pain Intervention(s)                | Rest -TS            | —                                | Rest;Declines -TS   | —                                | —                                |
| <b>Numeric Pain Intensity Scale</b> |                     |                                  |                     |                                  |                                  |
| Numeric Pain Intensity Score 1      | —                   | —                                | 0 -TS               | —                                | —                                |
| <b>FACES Pain Rating 1</b>          |                     |                                  |                     |                                  |                                  |
| FACES Pain Rating                   | 0-No hurt -TS       | —                                | —                   | —                                | —                                |

| Row Name              | 06/20/18 1458       | 06/20/18 14:02:02                | 06/20/18 1000 | 06/20/18 0909  | 06/20/18 0900  |
|-----------------------|---------------------|----------------------------------|---------------|----------------|----------------|
| <b>Vital Signs</b>    |                     |                                  |               |                |                |
| Temp                  | —                   | 98.2 °F (36.8 °C) -DI (r) LF (t) | —             | —              | —              |
| Pulse                 | —                   | 61 -DI (r) LF (t)                | 61 -DG        | 59 -DG         | 60 -DG         |
| Resp                  | —                   | —                                | 18 -DG        | —              | 17 -DG         |
| BP                    | —                   | 104/66 -DI (r) LF (t)            | 122/54 -DG    | (l) 122/49 -DG | (l) 122/49 -DG |
| MAP (mmHg)            | —                   | —                                | 71 mm Hg -DG  | —              | 68 mm Hg -DG   |
| <b>Oxygen Therapy</b> |                     |                                  |               |                |                |
| SpO2                  | —                   | 92 % -DI (r) LF (t)              | (l) 88 % -DG  | —              | (l) 87 % -DG   |
| O2 Device             | None (Room air) -MS | —                                | —             | —              | —              |

| Row Name | 06/20/18 0830 | 06/20/18 0800 | 06/20/18 0730 | 06/20/18 0600 | 06/20/18 0500 |
|----------|---------------|---------------|---------------|---------------|---------------|
|----------|---------------|---------------|---------------|---------------|---------------|



WS Kennestone Hospital  
677 Church Street  
Marietta GA 30060-1101  
Inpatient Record

Maurice, Eugene George  
MRN: 561253820, DOB: 1/2/1949, Sex: M  
Adm: 6/17/2018, D/C: 6/21/2018

**Flowsheets (all recorded) (continued)**

**Vital Signs (continued)**

| Row Name                            | 06/20/18 0830   | 06/20/18 0800       | 06/20/18 0730              | 06/20/18 0600 | 06/20/18 0500 |
|-------------------------------------|---|---------------------|----------------------------|---------------|---------------|
| <b>Vital Signs</b>                  |   |                     |                            |               |               |
| Temp                                | ---   | ---                 | 98.3 °F (36.8 °C) -HT      | ---           | ---           |
| Temp src                            | ---   | ---                 | Oral -HT                   | ---           | ---           |
| Pulse                               | ---   | 58 -DG              | ---                        | 59 -EE        | 57 -EE        |
| Resp                                | ---   | 18 -DG              | ---                        | 20 -EE        | 20 -EE        |
| BP                                  | ---   | 138/62 -DG          | ---                        | 129/57 -EE    | 130/50 -EE    |
| MAP (mmHg)                          | ---   | 81 mm Hg -DG        | ---                        | 74 mm Hg -EE  | 70 mm Hg -EE  |
| <b>Oxygen Therapy</b>               |   |                     |                            |               |               |
| SpO2                                | ---   | (I) 88 % -DG        | ---                        | 93 % -EE      | 94 % -EE      |
| O2 Device                           | ---   | None (Room air) -DG | ---                        | ---           | ---           |
| Pulse Oximetry Type                 | ---   | Continuous -DG      | ---                        | ---           | ---           |
| <b>Pain Assessment</b>              |   |                     |                            |               |               |
| Currently in Pain                   | Unable to Assess<br>Simultaneous filing. User may be unaware of other data. -MS | ---                 | Yes -DG                    | ---           | ---           |
| Which Pain Assessment Tool ?        | Numeric (0-10)<br>Simultaneous filing. User may be unaware of other data. -MS   | ---                 | Numeric (0-10) -DG         | ---           | ---           |
| Multiple Pain Sites                 | No -MS  | ---                 | ---                        | ---           | ---           |
| Pain Intervention(s)                | Rest -MS  | ---                 | ---                        | ---           | ---           |
| <b>Numeric Pain Intensity Scale</b> |   |                     |                            |               |               |
| Numeric Pain Intensity Score 1      | 0 Simultaneous filing. User may be unaware of other data. -MS                   | ---                 | 2 -DG                      | ---           | ---           |
| Pain Onset 1                        | ---   | ---                 | Gradual -DG                | ---           | ---           |
| Pain Location 1                     | ---   | ---                 | Back -DG                   | ---           | ---           |
| Pain Location Orientation 1         | ---   | ---                 | Anterior -DG               | ---           | ---           |
| Pain Quality 1                      | ---   | ---                 | Aching -DG                 | ---           | ---           |
| Pain Type 1                         | ---   | ---                 | Acute pain -DG             | ---           | ---           |
| Aggravating Factors                 | ---   | ---                 | Movement -DG               | ---           | ---           |
| Alleviating Factors 1               | ---   | ---                 | Medication;Positioning -DG | ---           | ---           |
| Clinical Progression 1              | Resolved -MS  | ---                 | ---                        | ---           | ---           |

| Row Name              | 06/20/18 0400       | 06/20/18 0300 | 06/20/18 0200  | 06/20/18 0000         | 06/19/18 2300 |
|-----------------------|---------------------|---------------|----------------|-----------------------|---------------|
| <b>Vital Signs</b>    |                     |               |                |                       |               |
| Temp                  | 98 °F (36.7 °C) -JP | ---           | ---            | 97.5 °F (36.4 °C) -JP | ---           |
| Temp src              | Oral -JP            | ---           | ---            | Axillary -JP          | ---           |
| Pulse                 | 56 -EE              | 57 -EE        | 64 -EE         | 59 -EE                | 61 -EE        |
| Resp                  | 19 -EE              | 21 -EE        | 16 -EE         | 22 -EE                | 21 -EE        |
| BP                    | 119/51 -EE          | 122/58 -EE    | (I) 111/47 -EE | ---                   | 128/56 -EE    |
| MAP (mmHg)            | 67 mm Hg -EE        | 73 mm Hg -EE  | 62 mm Hg -EE   | ---                   | ---           |
| <b>Oxygen Therapy</b> |                     |               |                |                       |               |
| SpO2                  | 94 % -EE            | 97 % -EE      | 91 % -EE       | 90 % -EE              | 97 % -EE      |

| Row Name                     | 06/19/18 2200 | 06/19/18 2100 | 06/19/18 2000         | 06/19/18 1900 | 06/19/18 1800 |
|------------------------------|---------------|---------------|-----------------------|---------------|---------------|
| <b>Vital Signs</b>           |               |               |                       |               |               |
| Temp                         | ---           | ---           | 98.4 °F (36.9 °C) -JP | ---           | ---           |
| Temp src                     | ---           | ---           | Oral -JP              | ---           | ---           |
| Pulse                        | 62 -EE        | 61 -EE        | 63 -EE                | 64 -EE        | 61 -JI        |
| Resp                         | 22 -EE        | 16 -EE        | 21 -EE                | 19 -EE        | 25 -JI        |
| BP                           | 132/51 -EE    | 130/60 -EE    | 135/58 -EE            | 133/61 -EE    | 128/56 -JI    |
| MAP (mmHg)                   | 73 mm Hg -EE  | 77 mm Hg -EE  | 76 mm Hg -EE          | 77 mm Hg -EE  | 72 mm Hg -JI  |
| <b>Oxygen Therapy</b>        |               |               |                       |               |               |
| SpO2                         | 96 % -EE      | 94 % -EE      | 94 % -EE              | 94 % -EE      | 92 % -JI      |
| O2 Device                    | ---           | ---           | Nasal cannula -EE     | ---           | ---           |
| O2 Flow Rate (L/min)         | ---           | ---           | 2 L/min -EE           | ---           | ---           |
| Pulse Oximetry Type          | ---           | ---           | Continuous -EE        | ---           | ---           |
| <b>Pain Assessment</b>       |               |               |                       |               |               |
| Currently in Pain            | ---           | ---           | Resting quietly -EE   | ---           | ---           |
| Which Pain Assessment Tool ? | ---           | ---           | Numeric (0-10) -EE    | ---           | ---           |





WS Kennestone Hospital  
677 Church Street  
Marietta GA 30060-1101  
Inpatient Record

Maurice, Eugene George  
MRN: 561253820, DOB: 1/2/1949, Sex: M  
Adm: 6/17/2018, D/C: 6/21/2018

**Flowsheets (all recorded) (continued)**

**Vital Signs (continued)**

| Row Name                            | 06/19/18 2200 | 06/19/18 2100 | 06/19/18 2000 | 06/19/18 1900 | 06/19/18 1800 |
|-------------------------------------|---------------|---------------|---------------|---------------|---------------|
| <b>Pain Assessment History</b>      |               |               |               |               |               |
| Previous experiences with pain?     | ---           | ---           | No -EE        | ---           | ---           |
| History of Chronic Pain?            | ---           | ---           | No -EE        | ---           | ---           |
| <b>Numeric Pain Intensity Scale</b> |               |               |               |               |               |
| Numeric Pain Intensity Score 1      | ---           | ---           | 0 -EE         | ---           | ---           |

| Row Name                            | 06/19/18 1700 | 06/19/18 1644         | 06/19/18 1600      | 06/19/18 1500 | 06/19/18 1430     |
|-------------------------------------|---------------|-----------------------|--------------------|---------------|-------------------|
| <b>Vital Signs</b>                  |               |                       |                    |               |                   |
| Temp                                | ---           | 97.9 °F (36.6 °C) -FT | ---                | ---           | ---               |
| Temp src                            | ---           | Oral -FT              | ---                | ---           | ---               |
| Pulse                               | 59 -JI        | ---                   | 58 -JI             | 56 -JI        | 57 -JI            |
| Resp                                | 21 -JI        | ---                   | 20 -JI             | 22 -JI        | 19 -JI            |
| BP                                  | 132/52 -JI    | ---                   | 134/58 -JI         | 130/51 -JI    | 142/60 -JI        |
| MAP (mmHg)                          | 73 mm Hg -JI  | ---                   | 76 mm Hg -JI       | 69 mm Hg -JI  | 82 mm Hg -JI      |
| <b>Oxygen Therapy</b>               |               |                       |                    |               |                   |
| SpO2                                | 96 % -JI      | ---                   | 95 % -JI           | 96 % -JI      | 96 % -JI          |
| O2 Device                           | ---           | ---                   | ---                | ---           | Nasal cannula -JI |
| O2 Flow Rate (L/min)                | ---           | ---                   | ---                | ---           | 2 L/min -JI       |
| Pulse Oximetry Type                 | ---           | ---                   | ---                | ---           | Continuous -JI    |
| <b>Pain Assessment</b>              |               |                       |                    |               |                   |
| Currently in Pain                   | ---           | ---                   | No -JI             | ---           | ---               |
| Which Pain Assessment Tool ?        | ---           | ---                   | Numeric (0-10) -JI | ---           | ---               |
| <b>Numeric Pain Intensity Scale</b> |               |                       |                    |               |                   |
| Numeric Pain Intensity Score 1      | ---           | ---                   | 0 -JI              | ---           | ---               |

| Row Name                            | 06/19/18 1428         | 06/19/18 1335 | 06/19/18 1330 | 06/19/18 1325  | 06/19/18 1321 |
|-------------------------------------|-----------------------|---------------|---------------|----------------|---------------|
| <b>Vital Signs</b>                  |                       |               |               |                |               |
| Temp                                | 97.7 °F (36.5 °C) -FT | ---           | ---           | ---            | ---           |
| Temp src                            | Oral -FT              | ---           | ---           | ---            | ---           |
| Pulse                               | ---                   | 54 -LFA       | 54 -LFA       | 53 -LFA        | 53 -CR        |
| Resp                                | ---                   | 22 -LFA       | 19 -LFA       | 21 -LFA        | 18 -CR        |
| BP                                  | ---                   | 123/59 -LFA   | 128/55 -LFA   | (I) 95/46 -LFA | 110/53 -CR    |
| <b>Oxygen Therapy</b>               |                       |               |               |                |               |
| SpO2                                | ---                   | 100 % -LFA    | 97 % -LFA     | 92 % -LFA      | 93 % -CR      |
| <b>Numeric Pain Intensity Scale</b> |                       |               |               |                |               |
| Numeric Pain Intensity Score 1      | ---                   | ---           | ---           | ---            | 0 -CR         |

| Row Name              | 06/19/18 1114     | 06/19/18 1031       | 06/19/18 1000  | 06/19/18 0900  | 06/19/18 0808  |
|-----------------------|-------------------|---------------------|----------------|----------------|----------------|
| <b>Vital Signs</b>    |                   |                     |                |                |                |
| Pulse                 | 51 -PM            | ---                 | 50 -JI         | 51 -JI         | 55 -JI         |
| Heart Rate Source     | Monitor -PM       | ---                 | ---            | ---            | ---            |
| Resp                  | 13 -PM            | ---                 | 20 -JI         | 18 -JI         | ---            |
| BP                    | 123/54 -PM        | ---                 | (I) 124/49 -JI | (I) 119/44 -JI | (I) 126/47 -JI |
| MAP (mmHg)            | ---               | ---                 | 68 mm Hg -JI   | 62 mm Hg -JI   | ---            |
| Patient Position      | Sitting -PM       | ---                 | ---            | ---            | ---            |
| <b>Oxygen Therapy</b> |                   |                     |                |                |                |
| SpO2                  | 98 % -PM          | ---                 | 92 % -JI       | 95 % -JI       | ---            |
| O2 Device             | Nasal cannula -PM | None (Room air) -JI | ---            | ---            | ---            |
| O2 Flow Rate (L/min)  | 3 L/min -PM       | ---                 | ---            | ---            | ---            |

| Row Name           | 06/19/18 0800       | 06/19/18 0700 | 06/19/18 0600  | 06/19/18 0500  | 06/19/18 0400         |
|--------------------|---------------------|---------------|----------------|----------------|-----------------------|
| <b>Vital Signs</b> |                     |               |                |                |                       |
| Temp               | 98.6 °F (37 °C) -DF | ---           | ---            | ---            | 98.2 °F (36.8 °C) -MJ |
| Temp src           | Oral -DF            | ---           | ---            | ---            | ---                   |
| Pulse              | 56 -JI              | 63 -JI        | 52 -RM         | 53 -RM         | 55 -RM                |
| Heart Rate Source  | ---                 | ---           | ---            | Monitor -RM    | Monitor -RM           |
| Resp               | 18 -JI              | 18 -JI        | 17 -RM         | 17 -RM         | 20 -RM                |
| BP                 | (I) 126/47 -JI      | 143/52 -JI    | (I) 109/40 -RM | (I) 124/49 -RM | 127/55 -RM            |
| BP Location        | ---                 | ---           | ---            | Right arm -RM  | Right arm -RM         |



WS Kennestone Hospital  
677 Church Street  
Marietta GA 30060-1101  
Inpatient Record

Maurice, Eugene George  
MRN: 561253820, DOB: 1/2/1949, Sex: M  
Adm: 6/17/2018, D/C: 6/21/2018

Flowsheets (all recorded) (continued)

Vital Signs (continued)

| Row Name                            | 06/19/18 0800      | 06/19/18 0700 | 06/19/18 0600    | 06/19/18 0500         | 06/19/18 0400             |
|-------------------------------------|--------------------|---------------|------------------|-----------------------|---------------------------|
| BP Method                           | ---                | ---           | ---              | Non-invasive Cuff -RM | Non-invasive Cuff -RM     |
| MAP (mmHg)                          | 66 mm Hg -JI       | 76 mm Hg -JI  | (I) 56 mm Hg -RM | 68 mm Hg -RM          | 73 mm Hg -RM              |
| Patient Position                    | ---                | ---           | ---              | Sitting -RM           | Supine -RM                |
| <b>Oxygen Therapy</b>               |                    |               |                  |                       |                           |
| SpO2                                | 97 % -JI           | 96 % -JI      | 94 % -RM         | 96 % -RM              | 98 % -RM                  |
| O2 Device                           | Nasal cannula -JI  | ---           | ---              | Nasal cannula -RM     | Nasal cannula -RM         |
| O2 Flow Rate (L/min)                | 2 L/min -JI        | ---           | ---              | ---                   | ---                       |
| Pulse Oximetry Type                 | Continuous -JI     | ---           | ---              | Continuous -RM        | Continuous -RM            |
| SpO2 Alarm Limit High               | ---                | ---           | ---              | 100 -RM               | 100 -RM                   |
| SpO2 Alarm Limit Low                | ---                | ---           | ---              | 90 -RM                | 90 -RM                    |
| POX Probe Site Changed              | ---                | ---           | ---              | No -RM                | No -RM                    |
| <b>Pain Assessment</b>              |                    |               |                  |                       |                           |
| Currently in Pain                   | No -JI             | ---           | ---              | ---                   | ---                       |
| Which Pain Assessment Tool ?        | Numeric (0-10) -JI | ---           | ---              | ---                   | ---                       |
| <b>Numeric Pain Intensity Scale</b> |                    |               |                  |                       |                           |
| Numeric Pain Intensity Score 1      | 0 -JI              | ---           | ---              | ---                   | ---                       |
| <b>24 Chart Check</b>               |                    |               |                  |                       |                           |
| 24 hour chart check complete        | ---                | ---           | ---              | ---                   | Yes -RM                   |
| <b>Patient Observation</b>          |                    |               |                  |                       |                           |
| Observations                        | ---                | ---           | ---              | ---                   | Resting in bed, alert -RM |

| Row Name                     | 06/19/18 0300         | 06/19/18 0200             | 06/19/18 0100         | 06/19/18 0000             | 06/18/18 2300         |
|------------------------------|-----------------------|---------------------------|-----------------------|---------------------------|-----------------------|
| <b>Vital Signs</b>           |                       |                           |                       |                           |                       |
| Temp                         | ---                   | ---                       | ---                   | 98.1 °F (36.7 °C) -MJ     | ---                   |
| Pulse                        | 55 -RM                | 54 -RM                    | 53 -RM                | 56 -RM                    | 59 -RM                |
| Heart Rate Source            | Monitor -RM           | Monitor -RM               | Monitor -RM           | Monitor -RM               | Monitor -RM           |
| Resp                         | 16 -RM                | 19 -RM                    | 19 -RM                | 21 -RM                    | 20 -RM                |
| BP                           | 120/59 -RM            | 113/50 -RM                | (I) 109/44 -RM        | (I) 123/43 -RM            | 127/59 -RM            |
| BP Location                  | Right arm -RM         | Right arm -RM             | Right arm -RM         | Right arm -RM             | Right arm -RM         |
| BP Method                    | Non-invasive Cuff -RM | Non-invasive Cuff -RM     | Non-invasive Cuff -RM | Non-invasive Cuff -RM     | Non-invasive Cuff -RM |
| MAP (mmHg)                   | 73 mm Hg -RM          | 62 mm Hg -RM              | 61 mm Hg -RM          | 61 mm Hg -RM              | 75 mm Hg -RM          |
| Patient Position             | Lying right side -RM  | Lying right side -RM      | Lying left side -RM   | Lying left side -RM       | Lying left side -RM   |
| <b>Oxygen Therapy</b>        |                       |                           |                       |                           |                       |
| SpO2                         | 92 % -RM              | 93 % -RM                  | 92 % -RM              | 94 % -RM                  | 97 % -RM              |
| O2 Device                    | Nasal cannula -RM     | Nasal cannula -RM         | Nasal cannula -RM     | Nasal cannula -RM         | Nasal cannula -RM     |
| Pulse Oximetry Type          | Continuous -RM        | Continuous -RM            | Continuous -RM        | Continuous -RM            | Continuous -RM        |
| SpO2 Alarm Limit High        | 100 -RM               | 100 -RM                   | 100 -RM               | 100 -RM                   | 100 -RM               |
| SpO2 Alarm Limit Low         | 90 -RM                | 90 -RM                    | 90 -RM                | 90 -RM                    | 90 -RM                |
| POX Probe Site Changed       | No -RM                | No -RM                    | No -RM                | No -RM                    | No -RM                |
| <b>24 Chart Check</b>        |                       |                           |                       |                           |                       |
| 24 hour chart check complete | ---                   | Yes -RM                   | ---                   | Yes -RM                   | ---                   |
| <b>Patient Observation</b>   |                       |                           |                       |                           |                       |
| Observations                 | ---                   | Resting in bed, alert -RM | ---                   | Resting in bed, alert -RM | ---                   |

| Row Name              | 06/18/18 2200         | 06/18/18 2100 | 06/18/18 2000         | 06/18/18 1900 | 06/18/18 1800 |
|-----------------------|-----------------------|---------------|-----------------------|---------------|---------------|
| <b>Vital Signs</b>    |                       |               |                       |               |               |
| Temp                  | ---                   | ---           | 98.4 °F (36.9 °C) -MJ | ---           | ---           |
| Pulse                 | 55 -RM                | 56 -RM        | 56 -RM                | 56 -RM        | 56 -RM        |
| Heart Rate Source     | Monitor -RM           | Monitor -RM   | Monitor -RM           | Monitor -RM   | ---           |
| Resp                  | 21 -RM                | 21 -RM        | 22 -RM                | 22 -RM        | 20 -RM        |
| BP                    | ---                   | ---           | ---                   | ---           | 132/60 -RM    |
| BP Location           | Right arm -RM         | ---           | ---                   | ---           | ---           |
| BP Method             | Non-invasive Cuff -RM | ---           | ---                   | ---           | ---           |
| MAP (mmHg)            | ---                   | ---           | ---                   | ---           | 75 mm Hg -RM  |
| Patient Position      | Supine -RM            | ---           | ---                   | ---           | ---           |
| <b>Oxygen Therapy</b> |                       |               |                       |               |               |
| SpO2                  | 99 % -RM              | 99 % -RM      | 96 % -RM              | (I) 89 % -RM  | 94 % -RM      |



WS Kennestone Hospital  
677 Church Street  
Marietta GA 30060-1101  
Inpatient Record

Maurice, Eugene George  
MRN: 561253820, DOB: 1/2/1949, Sex: M  
Adm: 6/17/2018, D/C: 6/21/2018

**Flowsheets (all recorded) (continued)**

**Vital Signs (continued)**

| Row Name                            | 06/18/18 2200             | 06/18/18 2100      | 06/18/18 2000             | 06/18/18 1900      | 06/18/18 1800 |
|-------------------------------------|---------------------------|--------------------|---------------------------|--------------------|---------------|
| O2 Device                           | Nasal cannula -RM         | Nasal cannula -RM  | Nasal cannula -RM         | Nasal cannula -RM  | ---           |
| Pulse Oximetry Type                 | Continuous -RM            | Continuous -RM     | Continuous -RM            | Continuous -RM     | ---           |
| SpO2 Alarm Limit High               | 100 -RM                   | 100 -RM            | 100 -RM                   | 100 -RM            | ---           |
| SpO2 Alarm Limit Low                | 90 -RM                    | 90 -RM             | 90 -RM                    | 90 -RM             | ---           |
| POX Probe Site Changed              | No -RM                    | No -RM             | No -RM                    | No -RM             | ---           |
| <b>Pain Assessment</b>              |                           |                    |                           |                    |               |
| Currently in Pain                   | ---                       | No -RM             | No -RM                    | No -RM             | ---           |
| Which Pain Assessment Tool ?        | ---                       | Numeric (0-10) -RM | Numeric (0-10) -RM        | Numeric (0-10) -RM | ---           |
| <b>Pain Goal</b>                    |                           |                    |                           |                    |               |
| Patient's Stated Pain Goal          | ---                       | ---                | 0 (No Pain) -RM           | ---                | ---           |
| <b>Pain Assessment History</b>      |                           |                    |                           |                    |               |
| Previous experiences with pain?     | ---                       | No -RM             | No -RM                    | No -RM             | ---           |
| <b>Numeric Pain Intensity Scale</b> |                           |                    |                           |                    |               |
| Numeric Pain Intensity Score 1      | ---                       | 0 -RM              | 0 -RM                     | 0 -RM              | ---           |
| <b>24 Chart Check</b>               |                           |                    |                           |                    |               |
| 24 hour chart check complete        | Yes -RM                   | ---                | Yes -RM                   | ---                | ---           |
| <b>Patient Observation</b>          |                           |                    |                           |                    |               |
| Observations                        | Resting in bed, alert -RM | ---                | Resting in bed, alert -RM | ---                | ---           |

| Row Name                            | 06/18/18 1727         | 06/18/18 1600      | 06/18/18 1500 | 06/18/18 1400 | 06/18/18 1300  |
|-------------------------------------|-----------------------|--------------------|---------------|---------------|----------------|
| <b>Vital Signs</b>                  |                       |                    |               |               |                |
| Temp                                | 98.1 °F (36.7 °C) -JD | ---                | ---           | ---           | ---            |
| Temp src                            | Oral -JD              | ---                | ---           | ---           | ---            |
| Pulse                               | ---                   | 52 -JI             | 54 -JI        | 58 -JI        | 57 -JI         |
| Resp                                | ---                   | 20 -JI             | 18 -JI        | 19 -JI        | 15 -JI         |
| BP                                  | ---                   | 142/57 -JI         | 151/56 -JI    | 134/53 -JI    | (I) 130/45 -JI |
| MAP (mmHg)                          | ---                   | 76 mm Hg -JI       | 79 mm Hg -JI  | 72 mm Hg -JI  | 65 mm Hg -JI   |
| <b>Oxygen Therapy</b>               |                       |                    |               |               |                |
| SpO2                                | ---                   | (I) 87 % -JI       | 95 % -JI      | 91 % -JI      | 93 % -JI       |
| <b>Pain Assessment</b>              |                       |                    |               |               |                |
| Currently in Pain                   | ---                   | No -JI             | ---           | ---           | ---            |
| Which Pain Assessment Tool ?        | ---                   | Numeric (0-10) -JI | ---           | ---           | ---            |
| <b>Numeric Pain Intensity Scale</b> |                       |                    |               |               |                |
| Numeric Pain Intensity Score 1      | ---                   | 0 -JI              | ---           | ---           | ---            |

| Row Name                            | 06/18/18 1230         | 06/18/18 1200      | 06/18/18 1100  | 06/18/18 1000 | 06/18/18 0900 |
|-------------------------------------|-----------------------|--------------------|----------------|---------------|---------------|
| <b>Vital Signs</b>                  |                       |                    |                |               |               |
| Temp                                | 97.7 °F (36.5 °C) -JD | ---                | ---            | ---           | ---           |
| Temp src                            | Oral -JD              | ---                | ---            | ---           | ---           |
| Pulse                               | ---                   | 52 -JI             | 50 -JI         | 51 -JI        | (I) 49 -JI    |
| Resp                                | ---                   | 18 -JI             | 17 -JI         | 16 -JI        | 16 -JI        |
| BP                                  | ---                   | 140/56 -JI         | (I) 128/46 -JI | 131/52 -JI    | 137/54 -JI    |
| MAP (mmHg)                          | ---                   | 77 mm Hg -JI       | 66 mm Hg -JI   | 72 mm Hg -JI  | 75 mm Hg -JI  |
| <b>Oxygen Therapy</b>               |                       |                    |                |               |               |
| SpO2                                | ---                   | ---                | 97 % -JI       | 98 % -JI      | 100 % -JI     |
| <b>Pain Assessment</b>              |                       |                    |                |               |               |
| Currently in Pain                   | ---                   | No -JI             | ---            | ---           | ---           |
| Which Pain Assessment Tool ?        | ---                   | Numeric (0-10) -JI | ---            | ---           | ---           |
| <b>Numeric Pain Intensity Scale</b> |                       |                    |                |               |               |
| Numeric Pain Intensity Score 1      | ---                   | 0 -JI              | ---            | ---           | ---           |

| Row Name | 06/18/18 0831 | 06/18/18 0800 | 06/18/18 0700 | 06/18/18 0600 | 06/18/18 0500 |
|----------|---------------|---------------|---------------|---------------|---------------|
|----------|---------------|---------------|---------------|---------------|---------------|





WS Kennestone Hospital  
677 Church Street  
Marietta GA 30060-1101  
Inpatient Record

Maurice, Eugene George  
MRN: 561253820, DOB: 1/2/1949, Sex: M  
Adm: 6/17/2018, D/C: 6/21/2018

Flowsheets (all recorded) (continued)

Vital Signs (continued)

| Row Name                            | 06/18/18 0831         | 06/18/18 0800      | 06/18/18 0700  | 06/18/18 0600                | 06/18/18 0500         |
|-------------------------------------|-----------------------|--------------------|----------------|------------------------------|-----------------------|
| <b>Vital Signs</b>                  |                       |                    |                |                              |                       |
| Temp                                | 97.8 °F (36.6 °C) -JD | ---                | ---            | 98.2 °F (36.8 °C) -RM        | ---                   |
| Temp src                            | Oral -JD              | ---                | ---            | Axillary -RM                 | ---                   |
| Pulse                               | ---                   | (I) 48 -JI         | (I) 46 -JI     | (I) 46 -RM                   | (I) 47 -RM            |
| Heart Rate Source                   | ---                   | ---                | ---            | Monitor -RM                  | Monitor -RM           |
| Resp                                | ---                   | 17 -JI             | 17 -JI         | 13 -RM                       | 18 -RM                |
| BP                                  | ---                   | (I) 123/49 -JI     | (I) 115/49 -JI | (I) 126/48 -RM               | 122/52 -RM            |
| BP Location                         | ---                   | ---                | ---            | Right arm -RM                | Right arm -RM         |
| BP Method                           | ---                   | ---                | ---            | Non-invasive Cuff -RM        | Non-invasive Cuff -RM |
| MAP (mmHg)                          | ---                   | 66 mm Hg -JI       | 65 mm Hg -JI   | 68 mm Hg -RM                 | 69 mm Hg -RM          |
| Patient Position                    | ---                   | ---                | ---            | Supine -RM                   | Lying left side -RM   |
| <b>Oxygen Therapy</b>               |                       |                    |                |                              |                       |
| SpO2                                | ---                   | 91 % -JI           | 95 % -JI       | 97 % -RM                     | 97 % -RM              |
| O2 Device                           | ---                   | Nasal cannula -JI  | ---            | Nasal cannula -RM            | Nasal cannula -RM     |
| O2 Flow Rate (L/min)                | ---                   | 5 L/min -JI        | ---            | ---                          | ---                   |
| Pulse Oximetry Type                 | ---                   | Continuous -JI     | ---            | Continuous -RM               | Continuous -RM        |
| SpO2 Alarm Limit High               | ---                   | ---                | ---            | 100 -RM                      | 100 -RM               |
| SpO2 Alarm Limit Low                | ---                   | ---                | ---            | 90 -RM                       | 90 -RM                |
| POX Probe Site                      | ---                   | ---                | ---            | No -RM                       | No -RM                |
| Changed                             | ---                   | ---                | ---            | ---                          | ---                   |
| <b>Pain Assessment</b>              |                       |                    |                |                              |                       |
| Currently in Pain                   | ---                   | No -JI             | ---            | No -RM                       | No -RM                |
| Which Pain                          | ---                   | Numeric (0-10) -JI | ---            | Numeric (0-10) -RM           | Numeric (0-10) -RM    |
| Assessment Tool ?                   | ---                   | ---                | ---            | ---                          | ---                   |
| <b>Pain Assessment History</b>      |                       |                    |                |                              |                       |
| Previous experiences with pain?     | ---                   | ---                | ---            | No -RM                       | No -RM                |
| History of Chronic Pain?            | ---                   | ---                | ---            | No -RM                       | No -RM                |
| <b>Numeric Pain Intensity Scale</b> |                       |                    |                |                              |                       |
| Numeric Pain Intensity Score 1      | ---                   | 0 -JI              | ---            | 0 -RM                        | 0 -RM                 |
| <b>Height and Weight</b>            |                       |                    |                |                              |                       |
| Weight                              | ---                   | ---                | ---            | 104.9 kg (231 lb 4.2 oz) -RM | ---                   |
| Weight Method                       | ---                   | ---                | ---            | Actual -RM                   | ---                   |
| <b>Patient Observation</b>          |                       |                    |                |                              |                       |
| Observations                        | ---                   | ---                | ---            | ---                          | Resting in bed -RM    |

| Row Name               | 06/18/18 0445       | 06/18/18 0400         | 06/18/18 0300         | 06/18/18 0200         | 06/18/18 0115 |
|------------------------|---------------------|-----------------------|-----------------------|-----------------------|---------------|
| <b>Vital Signs</b>     |                     |                       |                       |                       |               |
| Temp                   | 98.6 °F (37 °C) -RM | ---                   | ---                   | ---                   | ---           |
| Temp src               | Axillary -RM        | ---                   | ---                   | ---                   | ---           |
| Pulse                  | (I) 47 -RM          | (I) 49 -RM            | (I) 49 -RM            | 51 -RM                | 54 -RM        |
| Heart Rate Source      | ---                 | Monitor -RM           | Monitor -RM           | Monitor -RM           | ---           |
| Resp                   | 18 -RM              | 19 -RM                | 18 -RM                | 19 -RM                | 20 -RM        |
| BP                     | 120/52 -RM          | 117/50 -RM            | (I) 109/43 -RM        | (I) 102/39 -RM        | ---           |
| BP Location            | ---                 | Right arm -RM         | Right arm -RM         | Right arm -RM         | ---           |
| BP Method              | ---                 | Non-invasive Cuff -RM | Non-invasive Cuff -RM | Non-invasive Cuff -RM | ---           |
| MAP (mmHg)             | ---                 | 67 mm Hg -RM          | 60 mm Hg -RM          | (I) 55 mm Hg -RM      | ---           |
| Patient Position       | ---                 | Sitting -RM           | Supine -RM            | Lying right side -RM  | ---           |
| <b>Oxygen Therapy</b>  |                     |                       |                       |                       |               |
| SpO2                   | ---                 | 97 % -RM              | 92 % -RM              | (I) 87 % -RM          | ---           |
| O2 Device              | Nasal cannula -RM   | Nasal cannula -RM     | Nasal cannula -RM     | Nasal cannula -RM     | ---           |
| O2 Flow Rate (L/min)   | ---                 | ---                   | 5 L/min -RM           | 5 L/min -RM           | ---           |
| Pulse Oximetry Type    | Continuous -RM      | Continuous -RM        | Continuous -RM        | Continuous -RM        | ---           |
| SpO2 Alarm Limit High  | ---                 | 100 -RM               | 100 -RM               | 100 -RM               | ---           |
| SpO2 Alarm Limit Low   | ---                 | 90 -RM                | 90 -RM                | 90 -RM                | ---           |
| POX Probe Site         | ---                 | No -RM                | No -RM                | No -RM                | ---           |
| Changed                | ---                 | ---                   | ---                   | ---                   | ---           |
| <b>Pain Assessment</b> |                     |                       |                       |                       |               |
| Currently in Pain      | ---                 | No -RM                | No -RM                | No -RM                | ---           |
| Which Pain             | ---                 | Numeric (0-10) -RM    | Numeric (0-10) -RM    | Numeric (0-10) -RM    | ---           |





WS Kennestone Hospital  
677 Church Street  
Marietta GA 30060-1101  
Inpatient Record

Maurice, Eugene George  
MRN: 561253820, DOB: 1/2/1949, Sex: M  
Adm: 6/17/2018, D/C: 6/21/2018

**Flowsheets (all recorded) (continued)**

**Vital Signs (continued)**

| Row Name                            | 06/18/18 0445 | 06/18/18 0400 | 06/18/18 0300 | 06/18/18 0200 | 06/18/18 0115 |
|-------------------------------------|---------------|---------------|---------------|---------------|---------------|
| Assessment Tool ?                   |               |               |               |               |               |
| <b>Pain Assessment History</b>      |               |               |               |               |               |
| Previous experiences with pain?     | ---           | No -RM        | No -RM        | No -RM        | ---           |
| History of Chronic Pain?            | ---           | No -RM        | No -RM        | No -RM        | ---           |
| <b>Numeric Pain Intensity Scale</b> |               |               |               |               |               |
| Numeric Pain Intensity Score 1      | ---           | 0 -RM         | 0 -RM         | 0 -RM         | ---           |

| Row Name           | 06/18/18 0100         | 06/18/18 0051         | 06/18/18 0000         | 06/17/18 2300         | 06/17/18 2225         |
|--------------------|-----------------------|-----------------------|-----------------------|-----------------------|-----------------------|
| <b>Vital Signs</b> |                       |                       |                       |                       |                       |
| Temp               | ---                   | 98.1 °F (36.7 °C) -RM | ---                   | ---                   | 98 °F (36.7 °C) -AF   |
| Temp src           | ---                   | Oral -RM              | ---                   | ---                   | Oral -AF              |
| Pulse              | 57 -RM                | 57 -RM                | 55 -RM                | 54 -RM                | 53 -AF                |
| Heart Rate Source  | Monitor -RM           | Monitor -RM           | Monitor -RM           | Monitor -RM           | Monitor -AF           |
| Resp               | 21 -RM                | 20 -RM                | 20 -RM                | 17 -RM                | 18 -AF                |
| BP                 | 123/51 -RM            | 140/52 -RM            | (I) 115/45 -RM        | (I) 110/41 -RM        | (I) 128/41 -AF        |
| BP Location        | Right arm -RM         | ---                   | Right arm -RM         | Right arm -RM         | Right arm -RM         |
| BP Method          | Non-invasive Cuff -RM | ---                   | Non-invasive Cuff -RM | Non-invasive Cuff -RM | Non-invasive Cuff -RM |
| MAP (mmHg)         | 69 mm Hg -RM          | ---                   | 62 mm Hg -RM          | (I) 58 mm Hg -RM      | ---                   |
| Patient Position   | Lying left side -RM   | ---                   | Lying left side -RM   | Sitting -RM           | Sitting -RM           |

|                        |                   |     |                   |                   |                   |
|------------------------|-------------------|-----|-------------------|-------------------|-------------------|
| <b>Oxygen Therapy</b>  |                   |     |                   |                   |                   |
| SpO2                   | (I) 88 % -RM      | --- | 92 % -RM          | 90 % -RM          | 92 % -AF          |
| O2 Device              | Nasal cannula -RM | --- | Nasal cannula -RM | Nasal cannula -RM | Nasal cannula -AF |
| O2 Flow Rate (L/min)   | ---               | --- | ---               | ---               | 2 L/min -AF       |
| Pulse Oximetry Type    | Continuous -RM    | --- | Continuous -RM    | Continuous -RM    | Continuous -RM    |
| SpO2 Alarm Limit High  | 100 -RM           | --- | 100 -RM           | 100 -RM           | 100 -RM           |
| SpO2 Alarm Limit Low   | 90 -RM            | --- | 90 -RM            | 90 -RM            | 90 -RM            |
| POX Probe Site Changed | No -RM            | --- | Yes -RM           | No -RM            | No -RM            |

|                              |                    |     |                    |                    |                    |
|------------------------------|--------------------|-----|--------------------|--------------------|--------------------|
| <b>Pain Assessment</b>       |                    |     |                    |                    |                    |
| Currently in Pain            | No -RM             | --- | No -RM             | No -RM             | No -RM             |
| Which Pain Assessment Tool ? | Numeric (0-10) -RM | --- | Numeric (0-10) -RM | Numeric (0-10) -RM | Numeric (0-10) -RM |

|                                 |        |     |        |        |        |
|---------------------------------|--------|-----|--------|--------|--------|
| <b>Pain Assessment History</b>  |        |     |        |        |        |
| Previous experiences with pain? | No -RM | --- | No -RM | No -RM | No -RM |
| History of Chronic Pain?        | No -RM | --- | No -RM | No -RM | No -RM |

|                                     |       |     |       |       |       |
|-------------------------------------|-------|-----|-------|-------|-------|
| <b>Numeric Pain Intensity Scale</b> |       |     |       |       |       |
| Numeric Pain Intensity Score 1      | 0 -RM | --- | 0 -RM | 0 -RM | 0 -RM |

|                                 |     |     |     |     |                               |
|---------------------------------|-----|-----|-----|-----|-------------------------------|
| <b>Height and Weight</b>        |     |     |     |     |                               |
| Height                          | --- | --- | --- | --- | 67" (1.702 m) -AF             |
| Weight                          | --- | --- | --- | --- | 103.4 kg (227 lb 15.3 oz) -AF |
| Weight Method                   | --- | --- | --- | --- | Actual -AF                    |
| BSA (Calculated - sq m)         | --- | --- | --- | --- | 2.21 sq meters -AF            |
| BMI (Calculated)                | --- | --- | --- | --- | 35.7 -AF                      |
| Weight in (lb) to have BMI = 25 | --- | --- | --- | --- | 159.3 -AF                     |

|                              |     |     |     |     |         |
|------------------------------|-----|-----|-----|-----|---------|
| <b>24 Chart Check</b>        |     |     |     |     |         |
| 24 hour chart check complete | --- | --- | --- | --- | Yes -RM |

|                            |     |     |                           |     |                                       |
|----------------------------|-----|-----|---------------------------|-----|---------------------------------------|
| <b>Patient Observation</b> |     |     |                           |     |                                       |
| Observations               | --- | --- | Resting in bed, alert -RM | --- | REsting in bed, sitting up, alert -RM |

| Row Name           | 06/17/18 2037         | 06/17/18 1823         | 06/17/18 1738         | 06/17/18 1720         | 06/17/18 1708         |
|--------------------|-----------------------|-----------------------|-----------------------|-----------------------|-----------------------|
| <b>Vital Signs</b> |                       |                       |                       |                       |                       |
| Temp               | 98.2 °F (36.8 °C) -BR | 98.2 °F (36.8 °C) -BR | 98.2 °F (36.8 °C) -BR | 98.2 °F (36.8 °C) -BR | 97.8 °F (36.6 °C) -BR |
| Temp src           | Oral -BR              | Oral -BR              | Oral -BR              | Oral -BR              | Oral -BR              |



WS Kennestone Hospital  
 677 Church Street  
 Marietta GA 30060-1101  
 Inpatient Record

Maurice, Eugene George  
 MRN: 561253820, DOB: 1/2/1949, Sex: M  
 Adm: 6/17/2018, D/C: 6/21/2018

**Flowsheets (all recorded) (continued)**

**Vital Signs (continued)**

| Row Name           | 06/17/18 2037 | 06/17/18 1823 | 06/17/18 1738 | 06/17/18 1720 | 06/17/18 1708  |
|--------------------|---------------|---------------|---------------|---------------|----------------|
| Pulse              | 57 -BR        | 51 -BR        | 55 -BR        | 55 -BR        | 55 -BR         |
| Heart Rate Source  | Monitor -BR   | Monitor -BR   | Monitor -BR   | —             | Monitor -BR    |
| Resp               | 16 -BR        | 18 -BR        | 18 -BR        | 18 -BR        | 18 -BR         |
| Respiration Source | visual -BR    | visual -BR    | visual -BR    | —             | visual -BR     |
| BP                 | 134/59 -BR    | 126/55 -BR    | 132/56 -BR    | 129/53 -BR    | (I) 115/49 -BR |
| BP Location        | Right arm -BR | Right arm -BR | Right arm -BR | —             | Right arm -BR  |
| BP Method          | Portable -BR  | Portable -BR  | Portable -BR  | —             | Portable -BR   |
| Patient Position   | Sitting -BR   | Sitting -BR   | Sitting -BR   | —             | Standing -BR   |

**Oxygen Therapy**

|           |           |                     |                     |   |                     |
|-----------|-----------|---------------------|---------------------|---|---------------------|
| SpO2      | 100 % -BR | 100 % -BR           | 100 % -BR           | — | 100 % -BR           |
| O2 Device | —         | None (Room air) -BR | None (Room air) -BR | — | None (Room air) -BR |

**Numeric Pain Intensity Scale**

|                                |       |       |   |   |   |
|--------------------------------|-------|-------|---|---|---|
| Numeric Pain Intensity Score 1 | 0 -BR | 0 -BR | — | — | — |
|--------------------------------|-------|-------|---|---|---|

| Row Name | 06/17/18 1706 | 06/17/18 1538 | 06/17/18 1537 | 06/17/18 1535 | 06/17/18 1504 |
|----------|---------------|---------------|---------------|---------------|---------------|
|----------|---------------|---------------|---------------|---------------|---------------|

**Vital Signs**

|       |   |   |                       |   |   |
|-------|---|---|-----------------------|---|---|
| Temp  | — | — | 97.8 °F (36.6 °C) -RG | — | — |
| Pulse | — | — | 55 -RG                | — | — |
| Resp  | — | — | 22 -RG                | — | — |
| BP    | — | — | 114/51 -RG            | — | — |

**Oxygen Therapy**

|           |   |                     |   |   |   |
|-----------|---|---------------------|---|---|---|
| O2 Device | — | None (Room air) -RG | — | — | — |
|-----------|---|---------------------|---|---|---|

**Pain Assessment**

|                   |   |   |   |   |        |
|-------------------|---|---|---|---|--------|
| Currently in Pain | — | — | — | — | No -RG |
|-------------------|---|---|---|---|--------|

**Numeric Pain Intensity Scale**

|                                |       |   |   |   |       |
|--------------------------------|-------|---|---|---|-------|
| Numeric Pain Intensity Score 1 | 0 -BR | — | — | — | 0 -RG |
|--------------------------------|-------|---|---|---|-------|

**Height and Weight**

|               |   |   |   |                      |   |
|---------------|---|---|---|----------------------|---|
| Weight        | — | — | — | 95.3 kg (210 lb) -RG | — |
| Weight Method | — | — | — | Stated -RG           | — |

| Row Name | 06/17/18 1502 | 06/17/18 1437 |
|----------|---------------|---------------|
|----------|---------------|---------------|

**Vital Signs**

|                    |                       |        |
|--------------------|-----------------------|--------|
| Temp               | 97.7 °F (36.5 °C) -RG | —      |
| Temp src           | Oral -RG              | —      |
| Pulse              | 54 -RG                | 56 -NS |
| Heart Rate Source  | Monitor -RG           | —      |
| Resp               | 25 -RG                | —      |
| Respiration Source | visual -RG            | —      |
| BP                 | 112/52 -RG            | —      |
| BP Location        | Left arm -RG          | —      |
| BP Method          | Non-invasive Cuff -RG | —      |
| Patient Position   | Supine -RG            | —      |

**Oxygen Therapy**

|                     |                     |          |
|---------------------|---------------------|----------|
| SpO2                | 100 % -RG           | 98 % -NS |
| O2 Device           | None (Room air) -RG | —        |
| Pulse Oximetry Type | Continuous -RG      | —        |



WS Kennestone Hospital  
677 Church Street  
Marietta GA 30060-1101  
Inpatient Record

Maurice, Eugene George  
MRN: 561253820, DOB: 1/2/1949, Sex: M  
Adm: 6/17/2018, D/C: 6/21/2018

---

**Flowsheets (all recorded)**

**Prior Functioning ADL Screen**

---

| Row Name   | 06/18/18 0134       |
|--|---------------------|
| Functional ADL Screening Prior to Acute Encounter Assessment |                     |
| Prior Functioning:<br>Everyday Activities                    | 3 - Independent -RM |

---



WS Kennestone Hospital  
677 Church Street  
Marietta GA 30060-1101  
Inpatient Record

Maurice, Eugene George  
MRN: 561253820, DOB: 1/2/1949, Sex: M  
Adm: 6/17/2018, D/C: 6/21/2018

**Flowsheets (all recorded)**

**Scope Times**

| Row Name    | 06/19/18 1304 |
|-------------|---------------|
| Scope Times |               |
| Scope In    | 1305 -CR      |
| Scope Out   | 1310 -CR      |





WS Kennestone Hospital  
677 Church Street  
Marietta GA 30060-1101  
Inpatient Record

Maurice, Eugene George  
MRN: 561253820, DOB: 1/2/1949, Sex: M  
Adm: 6/17/2018, D/C: 6/21/2018

**Flowsheets (all recorded)**

**Secondary Triage Complete**

| Row Name                  | 06/17/18 1538                 |
|---------------------------|-------------------------------|
| Information Source        |                               |
| Information Provided By:  | Patient -RG                   |
| Secondary Triage Complete |                               |
| Secondary Triage Complete | Secondary Triage Complete -RG |



WS Kennestone Hospital  
 677 Church Street  
 Marietta GA 30060-1101  
 Inpatient Record

Maurice, Eugene George  
 MRN: 561253820, DOB: 1/2/1949, Sex: M  
 Adm: 6/17/2018, D/C: 6/21/2018

**Flowsheets (all recorded)**

**Interdisciplinary Team Conference**

| Row Name  | 06/20/18 1102         | 06/18/18 1100   | 06/18/18 0000   |
|---|-----------------------|---|-----------------|
| Interdisciplinary Team Conference                                   |                       |   |                 |
| Overall goal for patient's hospitalization                          | transfer to floor -NP | control bleed, watch -SK  | —               |
| Disciplines represented at the IDC Conference                       | —                     | Nursing;Care Coordination -SK   | —               |
| Identify and discuss any patient concerns or care management issues | —                     | Psychosocial needs of the patient and/or family;Patient and/or family educational needs -SK | —               |
| Barriers to discharge   | —                     | —   | No Barriers -RM |



WS Kennestone Hospital  
677 Church Street  
Marietta GA 30060-1101  
Inpatient Record

Maurice, Eugene George  
MRN: 561253820, DOB: 1/2/1949, Sex: M  
Adm: 6/17/2018, D/C: 6/21/2018

**Flowsheets (all recorded)**

**Nutrition Follow-up**

| Row Name                   | 06/20/18 1302                  |
|----------------------------|--------------------------------|
| Nutrition Follow-up        |                                |
| Nutrition follow-up needed | Yes 6/26 DTR PO good<br>KC -KC |



WS Kennestone Hospital  
677 Church Street  
Marietta GA 30060-1101  
Inpatient Record

Maurice, Eugene George  
MRN: 561253820, DOB: 1/2/1949, Sex: M  
Adm: 6/17/2018, D/C: 6/21/2018

**Flowsheets (all recorded)**

**Vitals/Pain**

| Row Name                            | 06/21/18 11:36:09                | 06/21/18 0830       | 06/21/18 07:35:36              | 06/21/18 0545 | 06/21/18 04:07:21              |
|-------------------------------------|----------------------------------|---------------------|--------------------------------|---------------|--------------------------------|
| <b>Vitals</b>                       |                                  |                     |                                |               |                                |
| Temp                                | 98.5 °F (36.9 °C) -DI (r) CI (t) | —                   | 98 °F (36.7 °C) -DI (r) CI (t) | —             | 98 °F (36.7 °C) -DI (r) TW (t) |
| Temp src                            | Oral -CI                         | —                   | Oral -CI                       | —             | Oral -TW                       |
| Pulse                               | 60 -DI (r) CI (t)                | —                   | 62 -DI (r) CI (t)              | —             | 63 -DI (r) TW (t)              |
| Heart Rate Source                   | Monitor -CI                      | —                   | Monitor -CI                    | —             | Monitor -TW                    |
| Resp                                | 18 -CI                           | —                   | 18 -CI                         | —             | 18 -DI (r) TW (t)              |
| BP                                  | 123/59 -DI (r) CI (t)            | —                   | 137/64 -DI (r) CI (t)          | —             | 121/58 -DI (r) TW (t)          |
| Patient Position                    | Supine -CI                       | —                   | Supine -CI                     | —             | Supine -TW                     |
| <b>Oxygen Therapy</b>               |                                  |                     |                                |               |                                |
| SpO2                                | 96 % -DI (r) CI (t)              | —                   | 95 % -DI (r) CI (t)            | —             | 93 % -DI (r) TW (t)            |
| O2 Device                           | None (Room air) -CI              | None (Room air) -AM | None (Room air) -CI            | —             | None (Room air) -TW            |
| <b>Numeric Pain Intensity Scale</b> |                                  |                     |                                |               |                                |
| Numeric Pain Intensity Score 1      | —                                | 0 -AM               | —                              | 0 -TS         | —                              |

| Row Name                            | 06/21/18 0030 | 06/20/18 23:57:07                | 06/20/18 2133       | 06/20/18 19:43:22                | 06/20/18 15:50:04                |
|-------------------------------------|---------------|----------------------------------|---------------------|----------------------------------|----------------------------------|
| <b>Vitals</b>                       |               |                                  |                     |                                  |                                  |
| Temp                                | —             | 98.4 °F (36.9 °C) -DI (r) TW (t) | —                   | 98.2 °F (36.8 °C) -DI (r) TW (t) | 98.3 °F (36.8 °C) -DI (r) LF (t) |
| Temp src                            | —             | Oral -TW                         | —                   | Oral -TW                         | —                                |
| Pulse                               | —             | 109 -DI (r) TW (t)               | —                   | 66 -DI (r) TW (t)                | 62 -DI (r) LF (t)                |
| Heart Rate Source                   | —             | Monitor -TW                      | —                   | Monitor -TW                      | —                                |
| Resp                                | —             | 16 -DI (r) TW (t)                | —                   | 16 -DI (r) TW (t)                | 17 -DI (r) LF (t)                |
| BP                                  | —             | 124/53 -DI (r) TW (t)            | —                   | 113/55 -DI (r) TW (t)            | 154/80 -DI (r) LF (t)            |
| Patient Position                    | —             | Supine -TW                       | —                   | Supine -TW                       | —                                |
| <b>Oxygen Therapy</b>               |               |                                  |                     |                                  |                                  |
| SpO2                                | —             | 93 % -DI (r) TW (t)              | —                   | 93 % -DI (r) TW (t)              | (I) 89 % -DI (r) LF (t)          |
| O2 Device                           | —             | None (Room air) -TW              | None (Room air) -TS | None (Room air) -TW              | —                                |
| <b>Numeric Pain Intensity Scale</b> |               |                                  |                     |                                  |                                  |
| Numeric Pain Intensity Score 1      | —             | —                                | 0 -TS               | —                                | —                                |
| <b>FACES Pain Rating 1</b>          |               |                                  |                     |                                  |                                  |
| FACES Pain Rating                   | 0-No hurt -TS | —                                | —                   | —                                | —                                |

| Row Name              | 06/20/18 1458       | 06/20/18 14:02:02                | 06/20/18 1000 | 06/20/18 0909  | 06/20/18 0900  |
|-----------------------|---------------------|----------------------------------|---------------|----------------|----------------|
| <b>Vitals</b>         |                     |                                  |               |                |                |
| Temp                  | —                   | 98.2 °F (36.8 °C) -DI (r) LF (t) | —             | —              | —              |
| Pulse                 | —                   | 61 -DI (r) LF (t)                | 61 -DG        | 59 -DG         | 60 -DG         |
| Resp                  | —                   | —                                | 18 -DG        | —              | 17 -DG         |
| BP                    | —                   | 104/66 -DI (r) LF (t)            | 122/54 -DG    | (I) 122/49 -DG | (I) 122/49 -DG |
| <b>Oxygen Therapy</b> |                     |                                  |               |                |                |
| SpO2                  | —                   | 92 % -DI (r) LF (t)              | (I) 88 % -DG  | —              | (I) 87 % -DG   |
| O2 Device             | None (Room air) -MS | —                                | —             | —              | —              |

| Row Name                            | 06/20/18 0830   | 06/20/18 0800       | 06/20/18 0730         | 06/20/18 0600 | 06/20/18 0500 |
|-------------------------------------|---|---------------------|-----------------------|---------------|---------------|
| <b>Vitals</b>                       |   |                     |                       |               |               |
| Temp                                | —   | —                   | 98.3 °F (36.8 °C) -HT | —             | —             |
| Temp src                            | —   | —                   | Oral -HT              | —             | —             |
| Pulse                               | —   | 58 -DG              | —                     | 59 -EE        | 57 -EE        |
| Resp                                | —   | 18 -DG              | —                     | 20 -EE        | 20 -EE        |
| BP                                  | —   | 138/62 -DG          | —                     | 129/57 -EE    | 130/50 -EE    |
| <b>Oxygen Therapy</b>               |   |                     |                       |               |               |
| SpO2                                | —   | (I) 88 % -DG        | —                     | 93 % -EE      | 94 % -EE      |
| O2 Device                           | —   | None (Room air) -DG | —                     | —             | —             |
| Pulse Oximetry Type                 | —   | Continuous -DG      | —                     | —             | —             |
| <b>Pain Assessment</b>              |   |                     |                       |               |               |
| Multiple Pain Sites                 | No -MS  | —                   | —                     | —             | —             |
| <b>Numeric Pain Intensity Scale</b> |   |                     |                       |               |               |
| Numeric Pain Intensity Score 1      | 0 Simultaneous filing. User may be unaware of other data. -MS | —                   | 2 -DG                 | —             | —             |





WS Kennestone Hospital  
677 Church Street  
Marietta GA 30060-1101  
Inpatient Record

Maurice, Eugene George  
MRN: 561253820, DOB: 1/2/1949, Sex: M  
Adm: 6/17/2018, D/C: 6/21/2018

Flowsheets (all recorded) (continued)

Vitals/Pain (continued)

| Row Name               | 06/20/18 0830 | 06/20/18 0800 | 06/20/18 0730              | 06/20/18 0600 | 06/20/18 0500 |
|------------------------|---------------|---------------|----------------------------|---------------|---------------|
| Pain Onset 1           | ---           | ---           | Gradual -DG                | ---           | ---           |
| Pain Location 1        | ---           | ---           | Back -DG                   | ---           | ---           |
| Pain Location          | ---           | ---           | Anterior -DG               | ---           | ---           |
| Orientation 1          | ---           | ---           | ---                        | ---           | ---           |
| Pain Quality 1         | ---           | ---           | Aching -DG                 | ---           | ---           |
| Pain Type 1            | ---           | ---           | Acute pain -DG             | ---           | ---           |
| Aggravating Factors    | ---           | ---           | Movement -DG               | ---           | ---           |
| Alleviating Factors 1  | ---           | ---           | Medication;Positioning -DG | ---           | ---           |
| Clinical Progression 1 | Resolved -MS  | ---           | ---                        | ---           | ---           |

| Row Name              | 06/20/18 0400       | 06/20/18 0300 | 06/20/18 0200  | 06/20/18 0000         | 06/19/18 2300 |
|-----------------------|---------------------|---------------|----------------|-----------------------|---------------|
| <b>Vitals</b>         |                     |               |                |                       |               |
| Temp                  | 98 °F (36.7 °C) -JP | ---           | ---            | 97.5 °F (36.4 °C) -JP | ---           |
| Temp src              | Oral -JP            | ---           | ---            | Axillary -JP          | ---           |
| Pulse                 | 56 -EE              | 57 -EE        | 64 -EE         | 59 -EE                | 61 -EE        |
| Resp                  | 19 -EE              | 21 -EE        | 16 -EE         | 22 -EE                | 21 -EE        |
| BP                    | 119/51 -EE          | 122/58 -EE    | (I) 111/47 -EE | ---                   | 128/56 -EE    |
| <b>Oxygen Therapy</b> |                     |               |                |                       |               |
| SpO2                  | 94 % -EE            | 97 % -EE      | 91 % -EE       | 90 % -EE              | 97 % -EE      |

| Row Name              | 06/19/18 2200 | 06/19/18 2100 | 06/19/18 2000         | 06/19/18 1900 | 06/19/18 1800 |
|-----------------------|---------------|---------------|-----------------------|---------------|---------------|
| <b>Vitals</b>         |               |               |                       |               |               |
| Temp                  | ---           | ---           | 98.4 °F (36.9 °C) -JP | ---           | ---           |
| Temp src              | ---           | ---           | Oral -JP              | ---           | ---           |
| Pulse                 | 62 -EE        | 61 -EE        | 63 -EE                | 64 -EE        | 61 -JI        |
| Resp                  | 22 -EE        | 16 -EE        | 21 -EE                | 19 -EE        | 25 -JI        |
| BP                    | 132/51 -EE    | 130/60 -EE    | 135/58 -EE            | 133/61 -EE    | 128/56 -JI    |
| <b>Oxygen Therapy</b> |               |               |                       |               |               |
| SpO2                  | 96 % -EE      | 94 % -EE      | 94 % -EE              | 94 % -EE      | 92 % -JI      |
| O2 Device             | ---           | ---           | Nasal cannula -EE     | ---           | ---           |
| O2 Flow Rate (L/min)  | ---           | ---           | 2 L/min -EE           | ---           | ---           |
| Pulse Oximetry Type   | ---           | ---           | Continuous -EE        | ---           | ---           |

|                                     |     |     |        |     |     |
|-------------------------------------|-----|-----|--------|-----|-----|
| <b>Pain Assessment History</b>      |     |     |        |     |     |
| Previous experiences with pain?     | --- | --- | No -EE | --- | --- |
| History of Chronic Pain?            | --- | --- | No -EE | --- | --- |
| <b>Numeric Pain Intensity Scale</b> |     |     |        |     |     |
| Numeric Pain Intensity Score 1      | --- | --- | 0 -EE  | --- | --- |

| Row Name                            | 06/19/18 1700 | 06/19/18 1644         | 06/19/18 1600 | 06/19/18 1500 | 06/19/18 1430     |
|-------------------------------------|---------------|-----------------------|---------------|---------------|-------------------|
| <b>Vitals</b>                       |               |                       |               |               |                   |
| Temp                                | ---           | 97.9 °F (36.6 °C) -FT | ---           | ---           | ---               |
| Temp src                            | ---           | Oral -FT              | ---           | ---           | ---               |
| Pulse                               | 59 -JI        | ---                   | 58 -JI        | 56 -JI        | 57 -JI            |
| Resp                                | 21 -JI        | ---                   | 20 -JI        | 22 -JI        | 19 -JI            |
| BP                                  | 132/52 -JI    | ---                   | 134/58 -JI    | 130/51 -JI    | 142/60 -JI        |
| <b>Oxygen Therapy</b>               |               |                       |               |               |                   |
| SpO2                                | 96 % -JI      | ---                   | 95 % -JI      | 96 % -JI      | 96 % -JI          |
| O2 Device                           | ---           | ---                   | ---           | ---           | Nasal cannula -JI |
| O2 Flow Rate (L/min)                | ---           | ---                   | ---           | ---           | 2 L/min -JI       |
| Pulse Oximetry Type                 | ---           | ---                   | ---           | ---           | Continuous -JI    |
| <b>Numeric Pain Intensity Scale</b> |               |                       |               |               |                   |
| Numeric Pain Intensity Score 1      | ---           | ---                   | 0 -JI         | ---           | ---               |

| Row Name      | 06/19/18 1428         | 06/19/18 1335 | 06/19/18 1330 | 06/19/18 1325  | 06/19/18 1321 |
|---------------|-----------------------|---------------|---------------|----------------|---------------|
| <b>Vitals</b> |                       |               |               |                |               |
| Temp          | 97.7 °F (36.5 °C) -FT | ---           | ---           | ---            | ---           |
| Temp src      | Oral -FT              | ---           | ---           | ---            | ---           |
| Pulse         | ---                   | 54 -LFA       | 54 -LFA       | 53 -LFA        | 53 -CR        |
| Resp          | ---                   | 22 -LFA       | 19 -LFA       | 21 -LFA        | 18 -CR        |
| BP            | ---                   | 123/59 -LFA   | 128/55 -LFA   | (I) 95/46 -LFA | 110/53 -CR    |



WS Kennestone Hospital  
677 Church Street  
Marietta GA 30060-1101  
Inpatient Record

Maurice, Eugene George  
MRN: 561253820, DOB: 1/2/1949, Sex: M  
Adm: 6/17/2018, D/C: 6/21/2018

Flowsheets (all recorded) (continued)

Vitals/Pain (continued)

| Row Name                            | 06/19/18 1428 | 06/19/18 1335 | 06/19/18 1330 | 06/19/18 1325 | 06/19/18 1321 |
|-------------------------------------|---------------|---------------|---------------|---------------|---------------|
| <b>Oxygen Therapy</b>               |               |               |               |               |               |
| SpO2                                | —             | 100 % -LFA    | 97 % -LFA     | 92 % -LFA     | 93 % -CR      |
| <b>Pain Assessment</b>              |               |               |               |               |               |
| Pain Assessment                     | —             | —             | —             | —             | 0-10 -CR      |
| <b>Numeric Pain Intensity Scale</b> |               |               |               |               |               |
| Numeric Pain Intensity Score 1      | —             | —             | —             | —             | 0 -CR         |

| Row Name              | 06/19/18 1114     | 06/19/18 1031       | 06/19/18 1000  | 06/19/18 0900  | 06/19/18 0808  |
|-----------------------|-------------------|---------------------|----------------|----------------|----------------|
| <b>Vitals</b>         |                   |                     |                |                |                |
| Pulse                 | 51 -PM            | —                   | 50 -JI         | 51 -JI         | 55 -JI         |
| Heart Rate Source     | Monitor -PM       | —                   | —              | —              | —              |
| Resp                  | 13 -PM            | —                   | 20 -JI         | 18 -JI         | —              |
| BP                    | 123/54 -PM        | —                   | (I) 124/49 -JI | (I) 119/44 -JI | (I) 126/47 -JI |
| Patient Position      | Sitting -PM       | —                   | —              | —              | —              |
| <b>Oxygen Therapy</b> |                   |                     |                |                |                |
| SpO2                  | 98 % -PM          | —                   | 92 % -JI       | 95 % -JI       | —              |
| O2 Device             | Nasal cannula -PM | None (Room air) -JI | —              | —              | —              |
| O2 Flow Rate (L/min)  | 3 L/min -PM       | —                   | —              | —              | —              |

| Row Name              | 06/19/18 0800       | 06/19/18 0700 | 06/19/18 0600  | 06/19/18 0500     | 06/19/18 0400         |
|-----------------------|---------------------|---------------|----------------|-------------------|-----------------------|
| <b>Vitals</b>         |                     |               |                |                   |                       |
| Temp                  | 98.6 °F (37 °C) -DF | —             | —              | —                 | 98.2 °F (36.8 °C) -MJ |
| Temp src              | Oral -DF            | —             | —              | —                 | —                     |
| Pulse                 | 56 -JI              | 63 -JI        | 52 -RM         | 53 -RM            | 55 -RM                |
| Heart Rate Source     | —                   | —             | —              | Monitor -RM       | Monitor -RM           |
| Resp                  | 18 -JI              | 18 -JI        | 17 -RM         | 17 -RM            | 20 -RM                |
| BP                    | (I) 126/47 -JI      | 143/52 -JI    | (I) 109/40 -RM | (I) 124/49 -RM    | 127/55 -RM            |
| Patient Position      | —                   | —             | —              | Sitting -RM       | Supine -RM            |
| <b>Oxygen Therapy</b> |                     |               |                |                   |                       |
| SpO2                  | 97 % -JI            | 96 % -JI      | 94 % -RM       | 96 % -RM          | 98 % -RM              |
| O2 Device             | Nasal cannula -JI   | —             | —              | Nasal cannula -RM | Nasal cannula -RM     |
| O2 Flow Rate (L/min)  | 2 L/min -JI         | —             | —              | —                 | —                     |
| Pulse Oximetry Type   | Continuous -JI      | —             | —              | Continuous -RM    | Continuous -RM        |
| SpO2 Alarm Limit High | —                   | —             | —              | 100 -RM           | 100 -RM               |
| SpO2 Alarm Limit Low  | —                   | —             | —              | 90 -RM            | 90 -RM                |
| POX Probe Site        | —                   | —             | —              | No -RM            | No -RM                |
| Changed               | —                   | —             | —              | —                 | —                     |

Numeric Pain Intensity Scale

|                                |       |   |   |   |   |
|--------------------------------|-------|---|---|---|---|
| Numeric Pain Intensity Score 1 | 0 -JI | — | — | — | — |
|--------------------------------|-------|---|---|---|---|

| Row Name              | 06/19/18 0300        | 06/19/18 0200        | 06/19/18 0100       | 06/19/18 0000         | 06/18/18 2300       |
|-----------------------|----------------------|----------------------|---------------------|-----------------------|---------------------|
| <b>Vitals</b>         |                      |                      |                     |                       |                     |
| Temp                  | —                    | —                    | —                   | 98.1 °F (36.7 °C) -MJ | —                   |
| Pulse                 | 55 -RM               | 54 -RM               | 53 -RM              | 56 -RM                | 59 -RM              |
| Heart Rate Source     | Monitor -RM          | Monitor -RM          | Monitor -RM         | Monitor -RM           | Monitor -RM         |
| Resp                  | 16 -RM               | 19 -RM               | 19 -RM              | 21 -RM                | 20 -RM              |
| BP                    | 120/59 -RM           | 113/50 -RM           | (I) 109/44 -RM      | (I) 123/43 -RM        | 127/59 -RM          |
| Patient Position      | Lying right side -RM | Lying right side -RM | Lying left side -RM | Lying left side -RM   | Lying left side -RM |
| <b>Oxygen Therapy</b> |                      |                      |                     |                       |                     |
| SpO2                  | 92 % -RM             | 93 % -RM             | 92 % -RM            | 94 % -RM              | 97 % -RM            |
| O2 Device             | Nasal cannula -RM    | Nasal cannula -RM    | Nasal cannula -RM   | Nasal cannula -RM     | Nasal cannula -RM   |
| Pulse Oximetry Type   | Continuous -RM       | Continuous -RM       | Continuous -RM      | Continuous -RM        | Continuous -RM      |
| SpO2 Alarm Limit High | 100 -RM              | 100 -RM              | 100 -RM             | 100 -RM               | 100 -RM             |
| SpO2 Alarm Limit Low  | 90 -RM               | 90 -RM               | 90 -RM              | 90 -RM                | 90 -RM              |
| POX Probe Site        | No -RM               | No -RM               | No -RM              | No -RM                | No -RM              |
| Changed               | —                    | —                    | —                   | —                     | —                   |

| Row Name          | 06/18/18 2200 | 06/18/18 2100 | 06/18/18 2000         | 06/18/18 1900 | 06/18/18 1800 |
|-------------------|---------------|---------------|-----------------------|---------------|---------------|
| <b>Vitals</b>     |               |               |                       |               |               |
| Temp              | —             | —             | 98.4 °F (36.9 °C) -MJ | —             | —             |
| Pulse             | 55 -RM        | 56 -RM        | 56 -RM                | 56 -RM        | 56 -RM        |
| Heart Rate Source | Monitor -RM   | Monitor -RM   | Monitor -RM           | Monitor -RM   | —             |
| Resp              | 21 -RM        | 21 -RM        | 22 -RM                | 22 -RM        | 20 -RM        |



WS Kennestone Hospital  
677 Church Street  
Marietta GA 30060-1101  
Inpatient Record

Maurice, Eugene George  
MRN: 561253820, DOB: 1/2/1949, Sex: M  
Adm: 6/17/2018, D/C: 6/21/2018

Flowsheets (all recorded) (continued)

Vitals/Pain (continued)

| Row Name                        | 06/18/18 2200     | 06/18/18 2100     | 06/18/18 2000     | 06/18/18 1900     | 06/18/18 1800 |
|---------------------------------|-------------------|-------------------|-------------------|-------------------|---------------|
| BP                              | ---               | ---               | ---               | ---               | 132/60 -RM    |
| Patient Position                | Supine -RM        | ---               | ---               | ---               | ---           |
| Oxygen Therapy                  |                   |                   |                   |                   |               |
| SpO2                            | 99 % -RM          | 99 % -RM          | 96 % -RM          | (I) 89 % -RM      | 94 % -RM      |
| O2 Device                       | Nasal cannula -RM | Nasal cannula -RM | Nasal cannula -RM | Nasal cannula -RM | ---           |
| Pulse Oximetry Type             | Continuous -RM    | Continuous -RM    | Continuous -RM    | Continuous -RM    | ---           |
| SpO2 Alarm Limit High           | 100 -RM           | 100 -RM           | 100 -RM           | 100 -RM           | ---           |
| SpO2 Alarm Limit Low            | 90 -RM            | 90 -RM            | 90 -RM            | 90 -RM            | ---           |
| POX Probe Site                  | No -RM            | No -RM            | No -RM            | No -RM            | ---           |
| Changed                         |                   |                   |                   |                   |               |
| Pain Goal                       |                   |                   |                   |                   |               |
| Patient's Stated Pain Goal      | ---               | ---               | 0 (No Pain) -RM   | ---               | ---           |
| Pain Assessment History         |                   |                   |                   |                   |               |
| Previous experiences with pain? | ---               | No -RM            | No -RM            | No -RM            | ---           |
| Numeric Pain Intensity Scale    |                   |                   |                   |                   |               |
| Numeric Pain Intensity Score 1  | ---               | 0 -RM             | 0 -RM             | 0 -RM             | ---           |

| Row Name                       | 06/18/18 1727         | 06/18/18 1600 | 06/18/18 1500 | 06/18/18 1400 | 06/18/18 1300  |
|--------------------------------|-----------------------|---------------|---------------|---------------|----------------|
| Vitals                         |                       |               |               |               |                |
| Temp                           | 98.1 °F (36.7 °C) -JD | ---           | ---           | ---           | ---            |
| Temp src                       | Oral -JD              | ---           | ---           | ---           | ---            |
| Pulse                          | ---                   | 52 -JI        | 54 -JI        | 58 -JI        | 57 -JI         |
| Resp                           | ---                   | 20 -JI        | 18 -JI        | 19 -JI        | 15 -JI         |
| BP                             | ---                   | 142/57 -JI    | 151/56 -JI    | 134/53 -JI    | (I) 130/45 -JI |
| Oxygen Therapy                 |                       |               |               |               |                |
| SpO2                           | ---                   | (I) 87 % -JI  | 95 % -JI      | 91 % -JI      | 93 % -JI       |
| Numeric Pain Intensity Scale   |                       |               |               |               |                |
| Numeric Pain Intensity Score 1 | ---                   | 0 -JI         | ---           | ---           | ---            |

| Row Name                       | 06/18/18 1230         | 06/18/18 1200 | 06/18/18 1100  | 06/18/18 1000 | 06/18/18 0900 |
|--------------------------------|-----------------------|---------------|----------------|---------------|---------------|
| Vitals                         |                       |               |                |               |               |
| Temp                           | 97.7 °F (36.5 °C) -JD | ---           | ---            | ---           | ---           |
| Temp src                       | Oral -JD              | ---           | ---            | ---           | ---           |
| Pulse                          | ---                   | 52 -JI        | 50 -JI         | 51 -JI        | (I) 49 -JI    |
| Resp                           | ---                   | 18 -JI        | 17 -JI         | 16 -JI        | 16 -JI        |
| BP                             | ---                   | 140/56 -JI    | (I) 128/46 -JI | 131/52 -JI    | 137/54 -JI    |
| Oxygen Therapy                 |                       |               |                |               |               |
| SpO2                           | ---                   | ---           | 97 % -JI       | 98 % -JI      | 100 % -JI     |
| Numeric Pain Intensity Scale   |                       |               |                |               |               |
| Numeric Pain Intensity Score 1 | ---                   | 0 -JI         | ---            | ---           | ---           |

| Row Name              | 06/18/18 0831         | 06/18/18 0800     | 06/18/18 0700  | 06/18/18 0600         | 06/18/18 0500       |
|-----------------------|-----------------------|-------------------|----------------|-----------------------|---------------------|
| Vitals                |                       |                   |                |                       |                     |
| Temp                  | 97.8 °F (36.6 °C) -JD | ---               | ---            | 98.2 °F (36.8 °C) -RM | ---                 |
| Temp src              | Oral -JD              | ---               | ---            | Axillary -RM          | ---                 |
| Pulse                 | ---                   | (I) 48 -JI        | (I) 46 -JI     | (I) 46 -RM            | (I) 47 -RM          |
| Heart Rate Source     | ---                   | ---               | ---            | Monitor -RM           | Monitor -RM         |
| Resp                  | ---                   | 17 -JI            | 17 -JI         | 13 -RM                | 18 -RM              |
| BP                    | ---                   | (I) 123/49 -JI    | (I) 115/49 -JI | (I) 126/48 -RM        | 122/52 -RM          |
| Patient Position      | ---                   | ---               | ---            | Supine -RM            | Lying left side -RM |
| Oxygen Therapy        |                       |                   |                |                       |                     |
| SpO2                  | ---                   | 91 % -JI          | 95 % -JI       | 97 % -RM              | 97 % -RM            |
| O2 Device             | ---                   | Nasal cannula -JI | ---            | Nasal cannula -RM     | Nasal cannula -RM   |
| O2 Flow Rate (L/min)  | ---                   | 5 L/min -JI       | ---            | ---                   | ---                 |
| Pulse Oximetry Type   | ---                   | Continuous -JI    | ---            | Continuous -RM        | Continuous -RM      |
| SpO2 Alarm Limit High | ---                   | ---               | ---            | 100 -RM               | 100 -RM             |
| SpO2 Alarm Limit Low  | ---                   | ---               | ---            | 90 -RM                | 90 -RM              |
| POX Probe Site        | ---                   | ---               | ---            | No -RM                | No -RM              |
| Changed               |                       |                   |                |                       |                     |





WS Kennestone Hospital  
677 Church Street  
Marietta GA 30060-1101  
Inpatient Record

Maurice, Eugene George  
MRN: 561253820, DOB: 1/2/1949, Sex: M  
Adm: 6/17/2018, D/C: 6/21/2018

Flowsheets (all recorded) (continued)

Vitals/Pain (continued)

| Row Name                            | 06/18/18 0831 | 06/18/18 0800 | 06/18/18 0700 | 06/18/18 0600                   | 06/18/18 0500 |
|-------------------------------------|---------------|---------------|---------------|---------------------------------|---------------|
| <b>Height and Weight</b>            |               |               |               |                                 |               |
| Weight                              | —             | —             | —             | 104.9 kg (231 lb 4.2 oz)<br>-RM | —             |
| Weight Method                       | —             | —             | —             | Actual -RM                      | —             |
| <b>Pain Assessment History</b>      |               |               |               |                                 |               |
| Previous experiences with pain?     | —             | —             | —             | No -RM                          | No -RM        |
| History of Chronic Pain?            | —             | —             | —             | No -RM                          | No -RM        |
| <b>Numeric Pain Intensity Scale</b> |               |               |               |                                 |               |
| Numeric Pain Intensity Score 1      | —             | 0 -JI         | —             | 0 -RM                           | 0 -RM         |

| Row Name                            | 06/18/18 0445       | 06/18/18 0400     | 06/18/18 0300     | 06/18/18 0200        | 06/18/18 0115 |
|-------------------------------------|---------------------|-------------------|-------------------|----------------------|---------------|
| <b>Vitals</b>                       |                     |                   |                   |                      |               |
| Temp                                | 98.6 °F (37 °C) -RM | —                 | —                 | —                    | —             |
| Temp src                            | Axillary -RM        | —                 | —                 | —                    | —             |
| Pulse                               | (I) 47 -RM          | (I) 49 -RM        | (I) 49 -RM        | 51 -RM               | 54 -RM        |
| Heart Rate Source                   | —                   | Monitor -RM       | Monitor -RM       | Monitor -RM          | —             |
| Resp                                | 18 -RM              | 19 -RM            | 18 -RM            | 19 -RM               | 20 -RM        |
| BP                                  | 120/52 -RM          | 117/50 -RM        | (I) 109/43 -RM    | (I) 102/39 -RM       | —             |
| Patient Position                    | —                   | Sitting -RM       | Supine -RM        | Lying right side -RM | —             |
| <b>Oxygen Therapy</b>               |                     |                   |                   |                      |               |
| SpO2                                | —                   | 97 % -RM          | 92 % -RM          | (I) 87 % -RM         | —             |
| O2 Device                           | Nasal cannula -RM   | Nasal cannula -RM | Nasal cannula -RM | Nasal cannula -RM    | —             |
| O2 Flow Rate (L/min)                | —                   | —                 | 5 L/min -RM       | 5 L/min -RM          | —             |
| Pulse Oximetry Type                 | Continuous -RM      | Continuous -RM    | Continuous -RM    | Continuous -RM       | —             |
| SpO2 Alarm Limit High               | —                   | 100 -RM           | 100 -RM           | 100 -RM              | —             |
| SpO2 Alarm Limit Low                | —                   | 90 -RM            | 90 -RM            | 90 -RM               | —             |
| POX Probe Site Changed              | —                   | No -RM            | No -RM            | No -RM               | —             |
| <b>Pain Assessment History</b>      |                     |                   |                   |                      |               |
| Previous experiences with pain?     | —                   | No -RM            | No -RM            | No -RM               | —             |
| History of Chronic Pain?            | —                   | No -RM            | No -RM            | No -RM               | —             |
| <b>Numeric Pain Intensity Scale</b> |                     |                   |                   |                      |               |
| Numeric Pain Intensity Score 1      | —                   | 0 -RM             | 0 -RM             | 0 -RM                | —             |

| Row Name                 | 06/18/18 0100       | 06/18/18 0051         | 06/18/18 0000       | 06/17/18 2300     | 06/17/18 2225                    |
|--------------------------|---------------------|-----------------------|---------------------|-------------------|----------------------------------|
| <b>Vitals</b>            |                     |                       |                     |                   |                                  |
| Temp                     | —                   | 98.1 °F (36.7 °C) -RM | —                   | —                 | 98 °F (36.7 °C) -AF              |
| Temp src                 | —                   | Oral -RM              | —                   | —                 | Oral -AF                         |
| Pulse                    | 57 -RM              | 57 -RM                | 55 -RM              | 54 -RM            | 53 -AF                           |
| Heart Rate Source        | Monitor -RM         | Monitor -RM           | Monitor -RM         | Monitor -RM       | Monitor -AF                      |
| Resp                     | 21 -RM              | 20 -RM                | 20 -RM              | 17 -RM            | 18 -AF                           |
| BP                       | 123/51 -RM          | 140/52 -RM            | (I) 115/45 -RM      | (I) 110/41 -RM    | (I) 128/41 -AF                   |
| Patient Position         | Lying left side -RM | —                     | Lying left side -RM | Sitting -RM       | Sitting -RM                      |
| <b>Oxygen Therapy</b>    |                     |                       |                     |                   |                                  |
| SpO2                     | (I) 88 % -RM        | —                     | 92 % -RM            | 90 % -RM          | 92 % -AF                         |
| O2 Device                | Nasal cannula -RM   | —                     | Nasal cannula -RM   | Nasal cannula -RM | Nasal cannula -AF                |
| O2 Flow Rate (L/min)     | —                   | —                     | —                   | —                 | 2 L/min -AF                      |
| Pulse Oximetry Type      | Continuous -RM      | —                     | Continuous -RM      | Continuous -RM    | Continuous -RM                   |
| SpO2 Alarm Limit High    | 100 -RM             | —                     | 100 -RM             | 100 -RM           | 100 -RM                          |
| SpO2 Alarm Limit Low     | 90 -RM              | —                     | 90 -RM              | 90 -RM            | 90 -RM                           |
| POX Probe Site Changed   | No -RM              | —                     | Yes -RM             | No -RM            | No -RM                           |
| <b>Height and Weight</b> |                     |                       |                     |                   |                                  |
| Height                   | —                   | —                     | —                   | —                 | 67" (1.702 m) -AF                |
| Weight                   | —                   | —                     | —                   | —                 | 103.4 kg (227 lb 15.3 oz)<br>-AF |
| Weight Method            | —                   | —                     | —                   | —                 | Actual -AF                       |
| BMI (Calculated)         | —                   | —                     | —                   | —                 | 35.7 -AF                         |





WS Kennestone Hospital  
677 Church Street  
Marietta GA 30060-1101  
Inpatient Record

Maurice, Eugene George  
MRN: 561253820, DOB: 1/2/1949, Sex: M  
Adm: 6/17/2018, D/C: 6/21/2018

**Flowsheets (all recorded) (continued)**

**Vitals/Pain (continued)**

| Row Name                            | 06/18/18 0100 | 06/18/18 0051 | 06/18/18 0000 | 06/17/18 2300 | 06/17/18 2225      |
|-------------------------------------|---------------|---------------|---------------|---------------|--------------------|
| BSA (Calculated - sq m)             | ---           | ---           | ---           | ---           | 2.21 sq meters -AF |
| <b>Pain Assessment History</b>      |               |               |               |               |                    |
| Previous experiences with pain?     | No -RM        | ---           | No -RM        | No -RM        | No -RM             |
| History of Chronic Pain?            | No -RM        | ---           | No -RM        | No -RM        | No -RM             |
| <b>Numeric Pain Intensity Scale</b> |               |               |               |               |                    |
| Numeric Pain Intensity Score 1      | 0 -RM         | ---           | 0 -RM         | 0 -RM         | 0 -RM              |

| Row Name                            | 06/17/18 2037         | 06/17/18 1823         | 06/17/18 1738         | 06/17/18 1720         | 06/17/18 1708         |
|-------------------------------------|-----------------------|-----------------------|-----------------------|-----------------------|-----------------------|
| <b>Vitals</b>                       |                       |                       |                       |                       |                       |
| Temp                                | 98.2 °F (36.8 °C) -BR | 98.2 °F (36.8 °C) -BR | 98.2 °F (36.8 °C) -BR | 98.2 °F (36.8 °C) -BR | 97.8 °F (36.6 °C) -BR |
| Temp src                            | Oral -BR              | Oral -BR              | Oral -BR              | Oral -BR              | Oral -BR              |
| Pulse                               | 57 -BR                | 51 -BR                | 55 -BR                | 55 -BR                | 55 -BR                |
| Heart Rate Source                   | Monitor -BR           | Monitor -BR           | Monitor -BR           | ---                   | Monitor -BR           |
| Resp                                | 16 -BR                | 18 -BR                | 18 -BR                | 18 -BR                | 18 -BR                |
| BP                                  | 134/59 -BR            | 126/55 -BR            | 132/56 -BR            | 129/53 -BR            | (I) 115/49 -BR        |
| Patient Position                    | Sitting -BR           | Sitting -BR           | Sitting -BR           | ---                   | Standing -BR          |
| <b>Oxygen Therapy</b>               |                       |                       |                       |                       |                       |
| SpO2                                | 100 % -BR             | 100 % -BR             | 100 % -BR             | ---                   | 100 % -BR             |
| O2 Device                           | ---                   | None (Room air) -BR   | None (Room air) -BR   | ---                   | None (Room air) -BR   |
| <b>Numeric Pain Intensity Scale</b> |                       |                       |                       |                       |                       |
| Numeric Pain Intensity Score 1      | 0 -BR                 | 0 -BR                 | ---                   | ---                   | ---                   |

| Row Name                            | 06/17/18 1706 | 06/17/18 1538       | 06/17/18 1537         | 06/17/18 1535        | 06/17/18 1504 |
|-------------------------------------|---------------|---------------------|-----------------------|----------------------|---------------|
| <b>Vitals</b>                       |               |                     |                       |                      |               |
| Temp                                | ---           | ---                 | 97.8 °F (36.6 °C) -RG | ---                  | ---           |
| Pulse                               | ---           | ---                 | 55 -RG                | ---                  | ---           |
| Resp                                | ---           | ---                 | 22 -RG                | ---                  | ---           |
| BP                                  | ---           | ---                 | 114/51 -RG            | ---                  | ---           |
| <b>Oxygen Therapy</b>               |               |                     |                       |                      |               |
| O2 Device                           | ---           | None (Room air) -RG | ---                   | ---                  | ---           |
| <b>Height and Weight</b>            |               |                     |                       |                      |               |
| Weight                              | ---           | ---                 | ---                   | 95.3 kg (210 lb) -RG | ---           |
| Weight Method                       | ---           | ---                 | ---                   | Stated -RG           | ---           |
| <b>Numeric Pain Intensity Scale</b> |               |                     |                       |                      |               |
| Numeric Pain Intensity Score 1      | 0 -BR         | ---                 | ---                   | ---                  | 0 -RG         |

| Row Name              | 06/17/18 1502         | 06/17/18 1437 |
|-----------------------|-----------------------|---------------|
| <b>Vitals</b>         |                       |               |
| Temp                  | 97.7 °F (36.5 °C) -RG | ---           |
| Temp src              | Oral -RG              | ---           |
| Pulse                 | 54 -RG                | 56 -NS        |
| Heart Rate Source     | Monitor -RG           | ---           |
| Resp                  | 25 -RG                | ---           |
| BP                    | 112/52 -RG            | ---           |
| Patient Position      | Supine -RG            | ---           |
| <b>Oxygen Therapy</b> |                       |               |
| SpO2                  | 100 % -RG             | 98 % -NS      |
| O2 Device             | None (Room air) -RG   | ---           |
| Pulse Oximetry Type   | Continuous -RG        | ---           |

**User Key**

(r) = Recorded By, (t) = Taken By, (c) = Cosigned By

| Initials | Name                    | Effective Dates |
|----------|-------------------------|-----------------|
| UE       | Epic, User              | ---             |
| SK       | Shannon Kelley, RN      | 02/03/17 -      |
| VT       | Victoria Touchstone, RN | 02/03/17 -      |
| NS       | Naomi Shelton, RN       | 12/06/13 -      |
| CR       | Cheryl A Root, RN       | 02/03/17 -      |



WS Kennestone Hospital  
677 Church Street  
Marietta GA 30060-1101  
Inpatient Record

Maurice, Eugene George  
MRN: 561253820, DOB: 1/2/1949, Sex: M  
Adm: 6/17/2018, D/C: 6/21/2018

Flowsheets (all recorded) (continued)

User Key (continued)

(r) = Recorded By, (t) = Taken By, (c) = Cosigned By

| Initials | Name                        | Effective Dates     |
|----------|-----------------------------|---------------------|
| CD       | Candace N Dean, RN          | 12/06/13 -          |
| BR       | Brian J Rooney, RN          | 12/06/13 -          |
| PM       | Pamela Y Mott, RN           | 02/03/17 -          |
| KC       | Kristy L Cirami             | 02/03/17 -          |
| KG       | Kathryn R Gray, RN          | 06/18/18 -          |
| EE       | Emelin C Edang, RN          | 12/06/13 - 11/27/18 |
| AM       | Alane Morabit, RN           | 02/03/17 -          |
| RG       | Raquel Gil-Trani, RN        | 04/01/14 -          |
| MD       | Mark Daigle, RN             | 02/02/17 -          |
| BA       | Benjamin E Addison, MSW     | 02/03/17 -          |
| TW       | Terrance S Williams, CNA    | 02/03/17 - 12/26/19 |
| MJ       | Monique L Jones, MA         | 02/02/17 -          |
| JD       | Jessican Dobyne, CNA        | 02/03/17 -          |
| KW       | Katlin Wise, RN             | 12/19/14 -          |
| SJ       | Shelby Joji, RCP            | 02/03/17 -          |
| LT       | Luis E Torres Rodriguez     | 02/03/17 -          |
| RM       | Renata Marques-Bryant, RN   | 02/03/17 -          |
| DF       | Demaris Flowers-Taylor, CCP | 02/03/17 -          |
| NP       | Nirali Patel, RN            | 02/03/17 -          |
| FT       | Felicia Tremble             | 12/26/17 -          |
| AF       | Amy Feltz, RN               | 02/03/17 -          |
| Jl       | Janet Ian, RN               | 02/03/17 -          |
| HT       | Hayley Taylor, CNA          | 01/03/18 -          |
| JP       | Jennifer Peake, CNA         | 02/03/17 -          |
| DG       | Dolores Gervase, RN         | 02/01/17 -          |
| JK       | Jeremy Keisler              | 10/31/17 -          |
| MS       | Morgan Stull, RN            | 07/10/17 - 11/27/18 |
| RD       | Rachel Denmark, RN          | 09/22/17 - 11/27/18 |
| TS       | Tenikia Smith, RN           | 09/07/17 - 11/27/18 |
| LF       | Lydia Faggins               | 10/03/17 -          |
| LFA      | Laura Friedman, RN          | 12/04/17 - 11/27/18 |
| CI       | Chingozirim A Igba          | 06/08/18 -          |
| NI       | Nurse Inpatient             | ---                 |
| DM       | Donna Marzinske             | ---                 |
| DI       | Interface, Doc Flowsheet In | ---                 |
| DK       | Douglas E Kruq, MD          | 05/31/18 - 07/24/18 |
| AH       | Andrea C Horsford, PAA      | 06/12/18 - 06/12/18 |
| CM       | Colleen M Meffert, PAA      | 06/17/18 - 11/09/18 |



WS Kennestone Hospital  
677 Church Street  
Marietta GA 30060-1101  
Inpatient Record

Maurice, Eugene George  
MRN: 561253820, DOB: 1/2/1949, Sex: M  
Adm: 6/17/2018, D/C: 6/21/2018

---

**Flowsheet Notes**

---

**Significant Event by Jonathan Murray, RN at 6/21/2018 1:51 PM**

Author: Jonathan Murray, RN  
Filed: 6/21/2018 2:06 PM  
Editor: Jonathan Murray, RN (Registered Nurse)

Service: —  
Date of Service: 6/21/2018 1:51 PM

Author Type: Registered Nurse  
Status: Signed

**Attended Discharge Center:**

1. Reviewed AVS.
2. Reviewed RX and offered retail pharmacy assistance.
3. Offered f/u appointment assistance.
4. Offered MyChart registration assistance.
5. Education Reinforced - pt verbalized understanding.

Electronically Signed by Jonathan Murray, RN on 6/21/2018 2:06 PM

---

**All Scans**



WS Kennestone Hospital  
677 Church Street  
Marietta GA 30060-1101  
Inpatient Record

Maurice, Eugene George  
MRN: 561253820, DOB: 1/2/1949, Sex: M  
Adm: 6/17/2018, D/C: 6/21/2018

---

**Encounter-Level Documents - 06/17/2018:**

---

Scan on 6/25/2018 8:55 PM (below)





WS Kennestone Hospital  
677 Church Street  
Marietta GA 30060-1101  
Inpatient Record

Maurice, Eugene George  
MRN: 561253820, DOB: 1/2/1949, Sex: M  
Adm: 6/17/2018, D/C: 6/21/2018

---

Scan on 6/25/2018 8:55 PM (below)



WS Kennestone Hospital  
677 Church Street  
Marietta GA 30060-1101  
Inpatient Record

Maurice, Eugene George  
MRN: 561253820, DOB: 1/2/1949, Sex: M  
Adm: 6/17/2018, D/C: 6/21/2018

---

Scan on 6/23/2018 7:08 PM (below)



WS Kennestone Hospital  
677 Church Street  
Marietta GA 30060-1101  
Inpatient Record

Maurice, Eugene George  
MRN: 561253820, DOB: 1/2/1949, Sex: M  
Adm: 6/17/2018, D/C: 6/21/2018

Document on 6/21/2018 12:32 PM by Alane Morabit, RN: IP AVS (below)



## AFTER VISIT SUMMARY

**Eugene G. Maurice** Date of birth: 1/2/1949

📍 Upper GI bleed 📅 6/17/2018 - 6/21/2018 📍 WellStar Kennestone Hospital (KH G5N SURGERY)

### Instructions

Your medications may have changed today.  
See your updated medication list.

### Physicians who cared for you during your hospitalization

| Provider          | Service            | Role                 | Specialty         |
|-------------------|--------------------|----------------------|-------------------|
| Samina Fakhr, MD  | Internal Medicine  | Attending Provider   | Hospital Medicine |
| David L Parks, MD | Otolaryngology/ENT | Consulting Physician | Otolaryngology    |
| CVM, CARDIOLOGIST | -                  | Consulting Physician | -                 |

### You are allergic to the following

Not on File

| Order         | Current Status            |
|---------------|---------------------------|
| Lactic Acid   | Collected (06/18/18 0053) |
| Lactic Acid   | Collected (06/18/18 0243) |
| Blood culture | Preliminary result        |
| Blood culture | Preliminary result        |

### What's next

|   |   |
|---|---|
| Follow up with Jeffrey L Tharp, MD in 1 week(s) with CBC, CMP | 176 Charles Hardy Parkway<br>Unit C<br>Hiram GA 30141<br>678-945-8200         |
| Follow up with Abdul M Sheikh, MD in 1 week(s)                | 144 Bill Carruth Parkway<br>Suite 4200<br>Hiram GA 30141-3749<br>678-324-4444 |

### Your Next Steps

**Do**

- Pick up these medications from any pharmacy with your printed prescription
  - ferrous sulfate
  - furosemide
  - oxymetazoline
  - pantoprazole
  - sotalol

**Go**

**JUN 26** Follow Up Appointment  
3:00 PM  
Arrive by 2:45 PM  
**Abdul M Sheikh, MD**  
WellStar Cardiovascular Medicine  
Hiram  
144 Bill Carruth Parkway STE 4200  
HIRAM GA 30141-3749  
678-324-4444

You have more future appointments. Please review your full appointment list.

---

### MyChart

View your After Visit Summary and more online at <https://mychart.wellstar.org/mychart/>.



WS Kennestone Hospital  
677 Church Street  
Marietta GA 30060-1101  
Inpatient Record

Maurice, Eugene George  
MRN: 561253820, DOB: 1/2/1949, Sex: M  
Adm: 6/17/2018, D/C: 6/21/2018

---

What's next (continued)

- Follow up with Patrick C Melder, MD in 1 week(s)  
699 Church Street  
Suite 340  
Marietta GA 30060  
678-355-1620
- Follow up with GI Specialist Of Georgia in 2 week(s)
- JUN 26 Follow Up Appointment with Abdul M Sheikh, MD  
Tuesday Jun 26, 2018 3:00 PM (Arrive by 2:45 PM)  
WellStar Cardiovascular Medicine Hiram  
144 Bill Carruth Parkway Ste 4200  
Hiram GA 30141-3749  
678-324-4444
- AUG 21 Follow Up Appointment with Beau N Dusseault, MD  
Tuesday Aug 21, 2018 9:15 AM (Arrive by 9:00 AM)  
WellStar Urology Hiram  
144 Bill Carruth Pkwy  
Suite 2300  
Hiram GA 30141-3821  
770-428-4475



## Medication List

START taking these medications

|   | Morning | Noon | Evening | Bedtime | As Needed |
|---|---------|------|---------|---------|-----------|
| <p><b>ferrous sulfate 324 mg (65 mg iron) Tbec</b><br/>Take 1 tablet (324 mg total) by mouth 2 (two) times a day with meals<br/>Dose: 324 mg<br/>Given today?: No<br/>Next dose due: With dinner</p>                        |         |      |         |         |           |
| <p><b>oxymetazoline 0.05 % nasal spray</b><br/>Commonly known as: AFRIN<br/>2 sprays by Nasal route 2 (two) times a day as needed (nose bleed)<br/>Dose: 2 spray<br/>Given today?: No</p>                                   |         |      |         |         |           |
| <p><b>pantoprazole 40 MG EC tablet</b><br/>Commonly known as: PROTONIX<br/>Take 1 tablet (40 mg total) by mouth 2 (two) times a day before meals<br/>Dose: 40 mg<br/>Given today?: Yes<br/>Next dose due: Before dinner</p> | 8:37 am |      |         |         |           |

CHANGE how you take these medications

|  | Morning | Noon | Evening | Bedtime | As Needed |
|--|---------|------|---------|---------|-----------|
| <p><b>furosemide 20 MG tablet</b><br/>Commonly known as: LASIX<br/>Take 1 tablet (20 mg total) by mouth every other day<br/>Dose: 20 mg<br/>What changed: <b>when to take this</b><br/>Given today?: No<br/>Next dose due: 6/22/18<br/>Notes to patient: Last dose taken 6/20/18 @ 1:10 pm</p> |         |      |         |         |           |
| <p><b>sotalol 80 MG tablet</b><br/>Commonly known as: BETAPACE<br/>Take 0.5 tablets (40 mg total) by mouth 2 (two) times a day<br/>Dose: 40 mg<br/>What changed: <b>how much to take</b><br/>Given today?: Yes<br/>Next dose due: 9:00 pm</p>  | 8:37 am |      |         |         |           |

CONTINUE taking these medications

**Medication List (continued)**

CONTINUE taking these medications (continued)

|   | Morning | Noon | Evening | Bedtime | As Needed |
|---|---------|------|---------|---------|-----------|
| <b>apixaban 5 mg tablet</b><br>Commonly known as: ELIQUIS<br>Take 1 tablet (5 mg total) by mouth 2 (two) times a day<br>Dose: 5 mg<br>Given today?: Yes<br>Next dose due: 9:00 pm                           | 8:37 am |      |         |         |           |
| <b>atorvastatin 80 MG tablet</b><br>Commonly known as: LIPITOR<br>Take 1 tablet (80 mg total) by mouth nightly<br>Dose: 80 mg<br>Given today?: No<br>Next dose due: 9:00 pm                                 |         |      |         |         |           |
| <b>* blood sugar diagnostic strip</b><br>Commonly known as: glucose blood cvs true test blood glucose strip; test blood sugar ac breakfast and then once more daily as needed..                             |         |      |         |         |           |
| <b>* blood sugar diagnostic strip</b><br>True metrix - test blood sugar ac breakfast and then once more daily as needed.. Dx E11.9  |         |      |         |         |           |
| <b>isosorbide mononitrate 30 MG 24 hr tablet</b><br>Commonly known as: IMDUR<br>Take 2 tablets (60 mg total) by mouth 2 (two) times a day<br>Dose: 60 mg<br>Given today?: Yes<br>Next dose due: 9:00 pm     | 8:38 am |      |         |         |           |
| <b>metFORMIN 500 MG tablet</b><br>Commonly known as: GLUCOPHAGE<br>2 tablets po in am and 2 in pm<br>For: type 2 diabetes mellitus<br>Given today?: No<br>Next dose due: With dinner                        |         |      |         |         |           |
| <b>nitroglycerin 0.4 MG SL tablet</b><br>Commonly known as: NITROSTAT<br>Place 1 tablet (0.4 mg total) under the tongue every 5 (five) minutes as needed for chest pain<br>Dose: 0.4 mg<br>Given today?: No |         |      |         |         |           |
| <b>VITAMIN B12 ORAL</b><br>Take 1 tablet by mouth daily<br>Dose: 1 tablet<br>Given today?: No   |         |      |         |         |           |

**Medication List (continued)**

CONTINUE taking these medications (continued)

\* **DUPLICATE WARNING:** This list has medication(s) that are the same as other medications prescribed for you. Read the directions carefully, and ask your doctor or other care provider to review them with you.

STOP taking these medications



aspirin, buffered 81 mg Tab



carvedilol 6.25 MG tablet  
Commonly known as: COREG



ramipril 10 MG capsule  
Commonly known as: ALTACE

Where to pick up your medications



Pick up these medications from any pharmacy with your printed prescription  
ferrous sulfate • furosemide • oxymetazoline • pantoprazole • sotalol



WS Kennestone Hospital  
677 Church Street  
Marietta GA 30060-1101  
Inpatient Record

Maurice, Eugene George  
MRN: 561253820, DOB: 1/2/1949, Sex: M  
Adm: 6/17/2018, D/C: 6/21/2018

Document on 6/21/2018 12:11 PM by Alane Morabit, RN: IP AVS (below)



## AFTER VISIT SUMMARY

**Eugene G. Maurice** Date of birth: 1/2/1949

📍 Upper GI bleed 📅 6/17/2018 - 6/21/2018 📍 WellStar Kennestone Hospital (KH G5N SURGERY)

### Instructions

Your medications may have changed today.  
See your updated medication list.

### Physicians who cared for you during your hospitalization

| Provider          | Service            | Role                 | Specialty         |
|-------------------|--------------------|----------------------|-------------------|
| Samina Fakhr, MD  | Internal Medicine  | Attending Provider   | Hospital Medicine |
| David L Parks, MD | Otolaryngology/ENT | Consulting Physician | Otolaryngology    |
| CVM, CARDIOLOGIST | -                  | Consulting Physician | -                 |

### You are allergic to the following

Not on File

| Order         | Current Status            |
|---------------|---------------------------|
| Lactic Acid   | Collected (06/18/18 0053) |
| Lactic Acid   | Collected (06/18/18 0243) |
| Blood culture | Preliminary result        |
| Blood culture | Preliminary result        |

### What's next

|   |   |
|---|---|
| Follow up with Jeffrey L Tharp, MD in 1 week(s) with CBC, CMP | 176 Charles Hardy Parkway<br>Unit C<br>Hiram GA 30141<br>678-945-8200         |
| Follow up with Abdul M Sheikh, MD in 1 week(s)                | 144 Bill Carruth Parkway<br>Suite 4200<br>Hiram GA 30141-3749<br>678-324-4444 |

### Your Next Steps

Do

Pick up these medications from any pharmacy with your printed prescription

- ferrous sulfate
- furosemide
- oxymetazoline
- pantoprazole
- sotalol

Go

**JUN 26** Follow Up Appointment  
3:00 PM  
Arrive by 2:45 PM  
**Abdul M Sheikh, MD**  
WellStar Cardiovascular Medicine  
Hiram  
144 Bill Carruth Parkway STE 4200  
HIRAM GA 30141-3749  
678-324-4444

You have more future appointments. Please review your full appointment list.

---

### MyChart

View your After Visit Summary and more online at <https://mychart.wellstar.org/mychart/>





WS Kennestone Hospital  
677 Church Street  
Marietta GA 30060-1101  
Inpatient Record

Maurice, Eugene George  
MRN: 561253820, DOB: 1/2/1949, Sex: M  
Adm: 6/17/2018, D/C: 6/21/2018

---

What's next (continued)

- Follow up with Patrick C Melder, MD in 1 week(s)  
699 Church Street  
Suite 340  
Marietta GA 30060  
678-355-1620
- Follow up with GI Specialist Of Georgia in 2 week(s)
- JUN 26 Follow Up Appointment with Abdul M Sheikh, MD  
Tuesday Jun 26, 2018 3:00 PM (Arrive by 2:45 PM)  
WellStar Cardiovascular Medicine Hiram  
144 Bill Carruth Parkway Ste 4200  
Hiram GA 30141-3749  
678-324-4444
- AUG 21 Follow Up Appointment with Beau N Dusseault, MD  
Tuesday Aug 21, 2018 9:15 AM (Arrive by 9:00 AM)  
WellStar Urology Hiram  
144 Bill Carruth Pkwy  
Suite 2300  
Hiram GA 30141-3821  
770-428-4475

## Medication List

START taking these medications

|   | Morning | Noon | Evening | Bedtime | As Needed |
|---|---------|------|---------|---------|-----------|
| <p><b>ferrous sulfate 324 mg (65 mg iron) Tbec</b><br/>Take 1 tablet (324 mg total) by mouth 2 (two) times a day with meals<br/>Dose: 324 mg<br/>Given today?: No<br/>Next dose due: With dinner</p>                        |         |      |         |         |           |
| <p><b>oxymetazoline 0.05 % nasal spray</b><br/>Commonly known as: AFRIN<br/>2 sprays by Nasal route 2 (two) times a day as needed (nose bleed)<br/>Dose: 2 spray<br/>Given today?: No</p>                                   |         |      |         |         |           |
| <p><b>pantoprazole 40 MG EC tablet</b><br/>Commonly known as: PROTONIX<br/>Take 1 tablet (40 mg total) by mouth 2 (two) times a day before meals<br/>Dose: 40 mg<br/>Given today?: Yes<br/>Next dose due: Before dinner</p> | 8:37 am |      |         |         |           |

CHANGE how you take these medications

|  | Morning | Noon | Evening | Bedtime | As Needed |
|--|---------|------|---------|---------|-----------|
| <p><b>furosemide 20 MG tablet</b><br/>Commonly known as: LASIX<br/>Take 1 tablet (20 mg total) by mouth every other day<br/>Dose: 20 mg<br/>What changed: <b>when to take this</b><br/>Given today?: No<br/>Next dose due: 6/22/18<br/>Notes to patient: Last dose taken 6/20/18 @ 1:10 pm</p> |         |      |         |         |           |
| <p><b>sotalol 80 MG tablet</b><br/>Commonly known as: BETAPACE<br/>Take 0.5 tablets (40 mg total) by mouth 2 (two) times a day<br/>Dose: 40 mg<br/>What changed: <b>how much to take</b><br/>Given today?: Yes<br/>Next dose due: 9:00 pm</p>  | 8:37 am |      |         |         |           |

CONTINUE taking these medications

**Medication List (continued)**

CONTINUE taking these medications (continued)

|   | Morning | Noon | Evening | Bedtime | As Needed |
|---|---------|------|---------|---------|-----------|
| <b>apixaban 5 mg tablet</b><br>Commonly known as: ELIQUIS<br>Take 1 tablet (5 mg total) by mouth 2 (two) times a day<br>Dose: 5 mg<br>Given today?: Yes<br>Next dose due: 9:00 pm   | 8:37 am |      |         |         |           |
| <b>atorvastatin 80 MG tablet</b><br>Commonly known as: LIPITOR<br>Take 1 tablet (80 mg total) by mouth nightly<br>Dose: 80 mg<br>Given today?: No<br>Next dose due: 9:00 pm   |         |      |         |         |           |
| <b>* blood sugar diagnostic strip</b><br>Commonly known as: glucose blood cvs true test blood glucose strip; test blood sugar ac breakfast and then once more daily as needed..   |         |      |         |         |           |
| <b>* blood sugar diagnostic strip</b><br>True metrix - test blood sugar ac breakfast and then once more daily as needed.. Dx E11.9  |         |      |         |         |           |
| <b>isosorbide mononitrate 30 MG 24 hr tablet</b><br>Commonly known as: IMDUR<br>Take 2 tablets (60 mg total) by mouth 2 (two) times a day<br>Dose: 60 mg<br>Given today?: Yes<br>Next dose due: 9:00 pm                                   | 8:38 am |      |         |         |           |
| <b>metFORMIN 500 MG tablet</b><br>Commonly known as: GLUCOPHAGE<br>2 tablets po in am and 2 in pm<br>For: type 2 diabetes mellitus<br>Given today?: No  |         |      |         |         |           |
| <b>nitroglycerin 0.4 MG SL tablet</b><br>Commonly known as: NITROSTAT<br>Place 1 tablet (0.4 mg total) under the tongue every 5 (five) minutes as needed for chest pain<br>Dose: 0.4 mg<br>Given today?: No<br>Next dose due: With dinner |         |      |         |         |           |
| <b>VITAMIN B12 ORAL</b><br>Take 1 tablet by mouth daily<br>Dose: 1 tablet<br>Given today?: No   |         |      |         |         |           |

**Medication List (continued)**

CONTINUE taking these medications (continued)

\* **DUPLICATE WARNING:** This list has medication(s) that are the same as other medications prescribed for you. Read the directions carefully, and ask your doctor or other care provider to review them with you.

STOP taking these medications



aspirin, buffered 81 mg Tab



carvedilol 6.25 MG tablet  
Commonly known as: COREG



ramipril 10 MG capsule  
Commonly known as: ALTACE

Where to pick up your medications



Pick up these medications from any pharmacy with your printed prescription  
ferrous sulfate • furosemide • oxymetazoline • pantoprazole • sotalol





WS Kennestone Hospital  
677 Church Street  
Marietta GA 30060-1101  
Inpatient Record

Maurice, Eugene George  
MRN: 561253820, DOB: 1/2/1949, Sex: M  
Adm: 6/17/2018, D/C: 6/21/2018

---

Electronic signature on 6/17/2018 3:43 PM: complete - 1 of 5 e-signatures recorded

---

**Encounter-Level E-Signatures:**

---

CMS IM for Patient Signature (E-Sig) - Received on 6/17/2018

---



WS Kennestone Hospital  
 677 Church Street  
 Marietta GA 30060-1101  
 Inpatient Record

Maurice, Eugene George  
 MRN: 561253820, DOB: 1/2/1949, Sex: M  
 Adm: 6/17/2018, D/C: 6/21/2018

**All Scans (continued)**

**Encounter-Level E-Signatures: (continued)**

Page 1 of 2

DEPARTMENT OF HEALTH AND HUMAN SERVICES  
 Centers for Medicare & Medicaid Services  
 OMB Approval No. 0938-0692

**AN IMPORTANT MESSAGE FROM MEDICARE ABOUT YOUR RIGHTS**

**AS A HOSPITAL INPATIENT, YOU HAVE THE RIGHT TO:**

Receive Medicare covered services. This includes medically necessary hospital services and services you may need after you are discharged, if ordered by your doctor. You have a right to know about these services, who will pay for them, and where you can get them.

- Be involved in any decisions about your hospital stay, and know who will pay for it.
- Report any concerns you have about the quality of care you receive to KEPRO:  
 1-844-455-8708  
 KEPRO, 5201 W. Kennedy Blvd., Suite 900, Tampa, FL 33609

**YOUR MEDICARE DISCHARGE RIGHTS**

**Planning For Your Discharge:** During your hospital stay, the hospital staff will be working with you to prepare for your safe discharge and arrange for services you may need after you leave the hospital. When you no longer need inpatient hospital care, your doctor or the hospital staff will inform you of your planned discharge date.

**If you think you are being discharged too soon:**

- You can talk to the hospital staff, your doctor and your managed care plan (if you belong to one) about your concerns.
- You also have the right to an appeal, that is, a review of your case by KEPRO. This reviewer was hired by Medicare to look at your case to decide whether you are ready to leave the hospital.
  - **If you want to appeal, you must contact KEPRO no later than your planned discharge date and before you leave the hospital.**
  - If you do this, you will not have to pay for the services you receive during the appeal (except for charges like copays and deductibles).
- If you do not appeal, but decide to stay in the hospital past your planned discharge date, you may have to pay for any services you receive after that date.
- **Step by step instructions for calling the KEPRO and filing an appeal are on page 2.**

To speak with someone at the hospital about this notice, call (770) 793-7100.

**Please sign and date here to show you received this notice and understand your rights.**

**Patient Name**

  
Signature captured with Topaz by Maurice Eugene G at 6/17/2018 3:42:49 PM

CMS-R-193 (approved 07/10)  
 WMG Cardiovascular Medicine Hiram  
 An Important Message from Medicare  
 About Your Rights

Page 2 of 2

**STEPS TO APPEAL YOUR DISCHARGE**

- **STEP 1:** You must contact the KEPRO no later than your planned discharge date and before you leave the hospital. If you do this, you will not have to pay for the services you receive during the appeal (except for charges like copays and deductibles).
  - Here is the contact information: 1-844-455-8708



WS Kennestone Hospital  
677 Church Street  
Marietta GA 30060-1101  
Inpatient Record

Maurice, Eugene George  
MRN: 561253820, DOB: 1/2/1949, Sex: M  
Adm: 6/17/2018, D/C: 6/21/2018

**All Scans (continued)**

**Encounter-Level E-Signatures: (continued)**

KEPRO, 5201 W. Kennedy Blvd., Suite 900, Tampa, FL 33609

- You can file a request for an appeal any day of the week. Once you speak to someone or leave a message, your appeal has begun.
- Ask the hospital if you need help contacting KEPRO.
- The name of this hospital is **WMG Cardiovascular Medicine Hiram 110035**
- **STEP 2:** You will receive a detailed notice from the hospital or your Medicare Advantage or other Medicare managed care plan (if you belong to one) that explains the reasons they think you are ready to be discharged.
- **STEP 3:** The KEPRO will ask for your opinion. You or your representative need to be available to speak with KEPRO, if requested. You or your representative may give KEPRO a written statement, but you are not required to do so.
- **STEP 4:** The KEPRO will review your medical records and other important information about your case.
- **STEP 5:** KEPRO will notify you of its decision within 1 day after it receives all necessary information.
  - If KEPRO finds that you are not ready to be discharged, Medicare will continue to cover your hospital services.
  - If KEPRO finds you are ready to be discharged, Medicare will continue to cover your services until noon of the day after KEPRO notifies you of its decision.

**IF YOU MISS THE DEADLINE TO APPEAL, YOU HAVE OTHER APPEAL RIGHTS:**

- You can still ask the KEPRO or your plan (if you belong to one) for a review of your case:
  - If you have Original Medicare: Call the KEPRO listed above.
  - If you belong to a Medicare Advantage Plan or other Medicare managed care plan: Call your plan.
- If you stay in the hospital, the hospital may charge you for any services you receive after your planned discharge date.

For more information, call 1-800-MEDICARE (1-800-633-4227), or TTY: 1-877-486-2048.

**Additional Information:** I have received my second notice and understand my appeal rights.

According to the Paperwork Reduction Act of 1995, no persons are required to respond to a collection of information unless it displays a valid OMB control number. The valid OMB control number for this information collection is 0938-0692. The time required to complete this information collection is estimated to average 15 minutes per response, including the time to review instructions, search existing data resources, gather the data needed, and complete and review the information collection. If you have comments concerning the accuracy of the time estimate(s) or suggestions for improving this form, please write to: CMS, 7500 Security Boulevard, ATTN: PRA Reports Clearance Officer, Mail Stop C4-26-05, Baltimore, MD 21244-1850.

**WMG Cardiovascular Medicine Hiram**  
**An Important Message from Medicare**  
**About Your Rights**

Name: Eugene G Maurice  
MRN: 561253820  
HAR: 30005374909



WS Kennestone Hospital  
677 Church Street  
Marietta GA 30060-1101  
Inpatient Record

Maurice, Eugene George  
MRN: 561253820, DOB: 1/2/1949, Sex: M  
Adm: 6/17/2018, D/C: 6/21/2018

---

**All Scans (continued)**

---

**Encounter-Level E-Signatures: (continued)**

---





WS Kennestone Urology  
 Procedure at Tower Road  
 300 Tower Road  
 STE 150  
 MARIETTA GA 30060-9404  
 Inpatient Record

Maurice, Eugene George  
 MRN: 561253820, DOB: 1/2/1949, Sex: M  
 Adm: 8/28/2019, D/C: 9/4/2019

## ENCOUNTER

|                     |                                  |                      |   |
|---------------------|----------------------------------|----------------------|---|
| Patient Class:      | <b>OP</b>                        | Unit:                | <b>KHUROPROC</b>                                |
| Hospital Service:   | <b>Urology</b>                   | Bed:                 | <b>Room/bed info not found</b>                  |
| Admitting Provider: |                                  | Referring Physician: | <b>Boren, Kristin M</b>                         |
| Attending Provider: | <b>Kristin m boren;Michael *</b> | AD: N                | Adm Diagnosis: <b>Cancer of prostate with *</b> |
| Admission Date:     | <b>8/28/2019</b>                 | Admission Time:      | <b>0900</b>                                     |

## PATIENT

|                |                                  |                        |                            |                |                           |
|----------------|----------------------------------|------------------------|----------------------------|----------------|---------------------------|
| Name           | <b>Eugene George Maurice</b>     | Sex:                   | <b>Male</b>                | DOB:           | <b>1/2/1949 (70 yrs)</b>  |
| Address:       | <b>61 SHOCKLEY WAY</b>           | Religion:              | <b>Catholic</b>            | Race:          | <b>White or caucasian</b> |
| City:          | <b>DALLAS GA 30157-8973</b>      | County:                | <b>PAULDING</b>            |                |                           |
| Email Address: | <b>Gene.maurice@sgmservice.*</b> | Primary Care Provider: | <b>Jeffrey L Tharp, MD</b> | Primary Phone: | <b>678-910-2298</b>       |

### EMERGENCY CONTACT

| Contact Name                     | Legal Guardian? | Relationship to Patient | Home Phone           | Work Phone | Mobile Phone        |
|----------------------------------|-----------------|-------------------------|----------------------|------------|---------------------|
| <b>1. Maurice, Shirley</b>       |                 | <b>Spouse</b>           | <b>(678)398-9479</b> |            | <b>678-910-2476</b> |
| <b>2. *No Contact Specified*</b> |                 |                         |                      |            | <b>678-910-2476</b> |

## GUARANTOR

|                      |                              |               |                     |
|----------------------|------------------------------|---------------|---------------------|
| Guarantor:           | <b>MAURICE,EUGENE GEORGE</b> | DOB:          | <b>1/2/1949</b>     |
| Address:             | <b>61 SHOCKLEY WAY</b>       | Sex:          | <b>Male</b>         |
|                      | <b>DALLAS, GA 30157-8973</b> | Home Phone:   | <b>678-398-9479</b> |
| Relation to Patient: | <b>Self</b>                  | Work Phone:   |                     |
| Guarantor ID:        | <b>123805</b>                | Mobile Phone: | <b>678-910-2298</b> |

### GUARANTOR EMPLOYER

|           |        |         |                |
|-----------|--------|---------|----------------|
| Employer: | Phone: | Status: | <b>RETIRED</b> |
|-----------|--------|---------|----------------|

## COVERAGE

| PRIMARY INSURANCE   |                              |                          |                               |                    |  |
|---------------------|------------------------------|--------------------------|-------------------------------|--------------------|--|
| Payor:              | <b>COVENTRY ADVANTRA M*</b>  | Plan:                    | <b>COVENTRY ADVANTRA /PPO</b> |                    |  |
| Group Number:       | <b>4916004101</b>            | Insurance Type:          | <b>INDEMNITY</b>              |                    |  |
| Subscriber Name:    | <b>MAURICE,EUGENE GEOR*</b>  | Subscriber DOB:          | <b>01/02/1949</b>             |                    |  |
| Coverage            | <b>P O BOX 7156</b>          | Subscriber ID:           | <b>80459609601</b>            |                    |  |
|                     | <b>LONDON, KY 40742-7156</b> | Pat. Rel. to Subscriber: | <b>Self</b>                   |                    |  |
| Phone:              | <b>(866)613-4977</b>         | Co-In:                   | Deductible:                   | Out of Pocket Max: |  |
| SECONDARY INSURANCE |                              |                          |                               |                    |  |
| Payor:              |                              | Plan:                    | <b>N/A</b>                    |                    |  |
| Group Number:       |                              | Insurance Type:          |                               |                    |  |
| Subscriber Name:    |                              | Subscriber DOB:          |                               |                    |  |
| Coverage            |                              | Subscriber ID:           |                               |                    |  |
| Phone:              |                              | Pat. Rel. to Subscriber: |                               |                    |  |



WS Kennestone Urology  
 Procedure at Tower Road  
 300 Tower Road  
 STE 150  
 MARIETTA GA 30060-9404  
 Inpatient Record

Maurice, Eugene George  
 MRN: 561253820, DOB: 1/2/1949, Sex: M  
 Adm: 8/28/2019, D/C: 9/4/2019

Contact Serial#



Chart ID



**Admission Information**

|                    |          |                     |                     |                     |  |
|--------------------|----------|---------------------|---------------------|---------------------|--|
| Arrival Date/Time: |          | Admit Date/Time:    | 08/28/2019 0900     | IP Adm. Date/Time:  |  |
| Admission Type:    | Elective | Point of Origin:    | Outside Hospital    | Admit Category:     |  |
| Means of Arrival:  |          | Primary Service:    | Urology             | Secondary Service:  | N/A  |
| Transfer Source:   |          | Service Area:       | WS SERVICE AREA     | Unit:               | WellStar Kennestone<br>Urology Procedure<br>Center |
| Admit Provider:    |          | Attending Provider: | Kristin M Boren, MD | Referring Provider: | Kristin M Boren, MD                                |

**Reason for Visit**

Post-op Check

**Discharge Information**

| Discharge Date/Time | Discharge Disposition | Discharge Destination | Discharge Provider | Unit   |
|---------------------|-----------------------|-----------------------|--------------------|--|
| 09/04/2019 2359     | Home Or Self Care     | Home                  | None               | WellStar Kennestone Urology Procedure Center |

**Final Diagnoses (ICD-10-CM)**

| Code            | Description   | POA | CC | HAC | Affects DRG               |
|-----------------|---|-----|----|-----|---------------------------|
| C61 [Principal] | Malignant neoplasm of prostate  |     |    |     |                           |
| N42.32          | Atypical small acinar proliferation of prostate                                 |     |    |     |                           |
| E11.9           | Type 2 diabetes mellitus without complications                                  |     |    |     |                           |
| I10             | Essential (primary) hypertension  |     |    |     |                           |
| I25.10          | Atherosclerotic heart disease of native coronary artery without angina pectoris |     |    |     |                           |
| Z87.891         | Personal history of nicotine dependence   |     |    |     | Exempt from POA reporting |
| Z95.1           | Presence of aortocoronary bypass graft  |     |    |     | Exempt from POA reporting |
| Z95.5           | Presence of coronary angioplasty implant and graft                              |     |    |     | Exempt from POA reporting |
| Z79.84          | Long term (current) use of oral hypoglycemic drugs                              |     |    |     | Exempt from POA reporting |
| Z79.02          | Long term (current) use of antithrombotics/antiplatelets                        |     |    |     | Exempt from POA reporting |
| Z79.82          | Long term (current) use of aspirin  |     |    |     | Exempt from POA reporting |
| Z79.899         | Other long term (current) drug therapy  |     |    |     | Exempt from POA reporting |

**Events**

**Hospital Outpatient at 8/28/2019 0900**

Unit: WellStar Kennestone Urology Procedure Center  
 Patient class: Outpatient Service: Urology

**Discharge at 9/4/2019 2359**

Unit: WellStar Kennestone Urology Procedure Center  
 Patient class: Outpatient Service: Urology

**Allergies as of 9/4/2019**

Reviewed on 8/28/2019

No Known Allergies

**Immunizations as of 9/4/2019**

Immunizations last reviewed by Lisa M Stephenson, MA on 7/5/2018 1253



WS Kennestone Urology  
 Procedure at Tower Road  
 300 Tower Road  
 STE 150  
 MARIETTA GA 30060-9404  
 Inpatient Record

Maurice, Eugene George  
 MRN: 561253820, DOB: 1/2/1949, Sex: M  
 Adm: 8/28/2019, D/C: 9/4/2019

**All Scans (continued)**

**Immunizations (continued) as of 9/4/2019**

**Annual Influenza**

Administered on: 9/26/2016 0000      Site: Left deltoid      Route: Intramuscular  
 Lot number: UI700AA

**Annual Influenza**

Administered on: 9/28/2017 0000      Site: Left deltoid      Route: Intramuscular  
 Lot number: UI842AB

**Annual Influenza**

Administered on: 10/5/2018 0000      Site: Right deltoid      Route: Intramuscular  
 Lot number: UJ031AA

**INFLUENZA HD, 65 YEARS AND ABOVE**

Administered by: Jade Westover, LPN      Administered on: 9/26/2016      Dose: 0.5 mL  
 Site: Left deltoid      Route: Intramuscular      NDC: 49281-399-88  
 CVX code: 135      VIS date: 8/7/2015  
 Manufacturer: Sanofi Pasteur      Lot number: UI700AA

**Questionnaire**

| Question                                      | Answer |
|---|--------|
| Have you ever had a serious reaction to eggs? | NO     |
| Have you ever had Guillain Barre Syndrome?    | No     |

**INFLUENZA HD, 65 YEARS AND ABOVE**

Administered by: Tina M Allen, MA      Administered on: 9/28/2017      Dose: 0.5 mL  
 Site: Left deltoid      Route: Intramuscular      NDC: 49281-401-88  
 CVX code: 135      VIS date: 09/28/2017  
 Manufacturer: Sanofi Pasteur      Lot number: UI842AB

**Questionnaire**

| Question                                      | Answer |
|---|--------|
| Have you ever had a serious reaction to eggs? | NO     |
| Have you ever had Guillain Barre Syndrome?    | No     |

**INFLUENZA HD, 65 YEARS AND ABOVE**

Administered by: Mary S Wray, MA      Administered on: 10/5/2018      Dose: 0.5 mL  
 Site: Right deltoid      Route: Intramuscular      NDC: 49281-403-88  
 CVX code: 135      VIS date: 8/7/2015  
 Product: Fluzone HD      Manufacturer: Sanofi Pasteur      Lot number: UJ031AA  
 Expiration date: 5/1/2019

**Questionnaire**

| Question                                      | Answer |
|---|--------|
| Have you ever had a serious reaction to eggs? | NO     |
| Have you ever had Guillain Barre Syndrome?    | No     |

**Influenza - Unspecified**

Administered on: 9/26/2016 0000      Site: Left deltoid      Route: Intramuscular  
 CVX code: 88  
 Lot number: UI700AA

**Pneumococcal Conjugate 13-Valent**

Administered by: Mary S Wray, MA      Administered on: 3/16/2016      Dose: 0.5 mL  
 Site: Left deltoid      Route: Intramuscular      NDC: 0005-1971-01  
 CVX code: 133      VIS date: 031616  
 Manufacturer: Wyeth-Ayerst      Lot number: M51193

**Pneumococcal Polysaccharide**

Administered by: Mary S Wray, MA      Administered on: 10/5/2018      Dose: 0.5 mL  
 Site: Left deltoid      Route: Intramuscular      NDC: 0006-4837-01





WS Kennestone Urology  
 Procedure at Tower Road  
 300 Tower Road  
 STE 150  
 MARIETTA GA 30060-9404  
 Inpatient Record

Maurice, Eugene George  
 MRN: 561253820, DOB: 1/2/1949, Sex: M  
 Adm: 8/28/2019, D/C: 9/4/2019

**All Scans (continued)**

**Immunizations (continued) as of 9/4/2019**

CVX code: 33 VIS date: 04/24/2015  
 Manufacturer: Merck & Co. Inc Lot number: R012497

**Questionnaire**

| Question  | Answer |
|---|--------|
| Have you ever had a serious reaction to any vaccine in the past?  | NO     |
| Are you sick today with a moderate to severe illness (e.g. fever) | NO     |

**Pneumococcal Polysaccharide**

Administered on: 10/5/2018 0000 Site: Left deltoid Route: Intramuscular  
 CVX code: 33  
 Lot number: R012497

**Medical as of 9/4/2019**

**Past Medical History**

| Diagnosis  | Date      | Comments                        | Source   |
|--|-----------|---------------------------------|----------|
| AKI (acute kidney injury) (HCC) [N17.9]  | ---       | ---                             | Provider |
| CAD (coronary artery disease) [I25.10]   | ---       | ---                             | Provider |
| Cancer of prostate with low recurrence risk (stage T1-2a and Gleason < 7 and PSA < 10) (HCC) [C61] | 1/30/2018 | ---                             | Provider |
| Cataracts, both eyes [H26.9]   | ---       | ---                             | Provider |
| Coronary atherosclerosis of native coronary artery [I25.10]  | ---       | ---                             | Provider |
| Diabetes mellitus (HCC) [E11.9]  | ---       | ---                             | Provider |
| Essential hypertension, benign [I10]   | ---       | ---                             | Provider |
| Family history of ischemic heart disease [Z82.49]  | ---       | ---                             | Provider |
| Hyperlipidemia [E78.5]   | ---       | ---                             | Provider |
| Hypertension [I10]   | ---       | ---                             | Provider |
| Infectious viral hepatitis [B15.9]   | ---       | as teen/cannot recall what type | Provider |
| Obesity [E66.9]  | ---       | ---                             | Provider |
| Other and unspecified hyperlipidemia [E78.5]   | ---       | ---                             | Provider |
| Other symptoms involving cardiovascular system [R09.89]  | ---       | ---                             | Provider |
| PVD (peripheral vascular disease) (HCC) [I73.9]  | ---       | ---                             | Provider |

**Pertinent Negatives**

| Diagnosis                            | Date Noted | Comments | Source   |
|--------------------------------------|------------|----------|----------|
| Abnormal ECG [R94.31]                | 04/07/2014 | ---      | Provider |
| Aneurysm (HCC) [I72.9]               | 04/07/2014 | ---      | Provider |
| Arrhythmia [I49.9]                   | 04/07/2014 | ---      | Provider |
| Asthma [J45.909]                     | 04/07/2014 | ---      | Provider |
| Clotting disorder (HCC) [D68.9]      | 04/07/2014 | ---      | Provider |
| Congenital heart disease [Q24.9]     | 04/07/2014 | ---      | Provider |
| Deep vein thrombosis (HCC) [I82.409] | 04/07/2014 | ---      | Provider |
| Heart failure (HCC) [I50.9]          | 04/07/2014 | ---      | Provider |
| Heart murmur [R01.1]                 | 04/07/2014 | ---      | Provider |
| Mitral valve prolapse [I34.1]        | 04/07/2014 | ---      | Provider |
| Myocardial infarction (HCC) [I21.9]  | 04/07/2014 | ---      | Provider |
| Pulmonary embolism (HCC) [I26.99]    | 04/07/2014 | ---      | Provider |
| Sleep apnea [G47.30]                 | 04/07/2014 | ---      | Provider |
| Stroke (HCC) [I63.9]                 | 04/07/2014 | ---      | Provider |
| Valvular disease [I38]               | 04/07/2014 | ---      | Provider |

**ED Records**

**ED Arrival Information**

Patient not seen in ED





WS Kennestone Urology  
 Procedure at Tower Road  
 300 Tower Road  
 STE 150  
 MARIETTA GA 30060-9404  
 Inpatient Record

Maurice, Eugene George  
 MRN: 561253820, DOB: 1/2/1949, Sex: M  
 Adm: 8/28/2019, D/C: 9/4/2019

**ED Records (continued)**

**ED Arrival Information (continued)**

**Chief Complaint**

| Complaint     | Onset     | Comment | Last Edited By      | Time              | Relationship | ED Provider |
|---------------|-----------|---------|---------------------|-------------------|--------------|-------------|
| Post-op Check | 8/28/2019 |         | Lisa M Olivarez, RN | 8/29/2019 8:33 AM | None         | No          |

**ED Disposition**

None

**H&P - Encounter Notes**

**H&P by Michael D Bryant, MD at 8/28/2019 8:14 AM**

Author: Michael D Bryant, MD  
 Filed: 8/28/2019 8:14 AM  
 Editor: Michael D Bryant, MD (Physician)

Service: Urology  
 Date of Service: 8/28/2019 8:14 AM

Author Type: Physician  
 Status: Signed

**History and Physical**

**Chief complaint and Indication for procedure**

Prostate cancer Active surveillance

**History of Present Illness:**

Eugene George Maurice is a 70 y.o. male who is seen for prostate ultrasound and core biopsy of the prostate with periprostatic block. The patient is a patient of Dr. Boren

PSA

**Lab Results**

| Component | Value   | Date       |
|-----------|---------|------------|
| PSA       | 7.3 (H) | 05/06/2019 |
| PSA       | 6.7 (H) | 02/06/2019 |
| PSA       | 7.3 (H) | 11/09/2018 |

**Past History**

**Past Medical History:**

| Diagnosis  | Date      |
|--|-----------|
| • AKI (acute kidney injury) (HCC)  |           |
| • CAD (coronary artery disease)  |           |
| • Cancer of prostate with low recurrence risk (stage T1-2a and Gleason < 7 and PSA < 10) (HCC) | 1/30/2018 |
| • Cataracts, both eyes   |           |
| • Coronary atherosclerosis of native coronary artery   |           |
| • Diabetes mellitus (HCC)  |           |
| • Essential hypertension, benign   |           |
| • Family history of ischemic heart disease   |           |
| • Hyperlipidemia   |           |
| • Hypertension   |           |
| • Infectious viral hepatitis<br><i>as teen/cannont recall what type</i>                        |           |
| • Obesity  |           |
| • Other and unspecified hyperlipidemia   |           |
| • Other symptoms involving cardiovascular system   |           |



WS Kennestone Urology  
 Procedure at Tower Road  
 300 Tower Road  
 STE 150  
 MARIETTA GA 30060-9404  
 Inpatient Record

Maurice, Eugene George  
 MRN: 561253820, DOB: 1/2/1949, Sex: M  
 Adm: 8/28/2019, D/C: 9/4/2019

**H&P - Encounter Notes (continued)**

H&P by Michael D Bryant, MD at 8/28/2019 8:14 AM (continued)

- PVD (peripheral vascular disease) (HCC)

**Past Surgical History:**

| Procedure   | Laterality | Date      |
|---|------------|-----------|
| • APPENDECTOMY  |            |           |
| • CAROTID ENDARTERECTOMY<br>x2  |            |           |
| • COLONOSCOPY<br>as of 9/2014 has not had this  |            |           |
| • CORONARY ARTERY BYPASS GRAFT<br>X6  |            | 1992      |
| • CORONARY STENT PLACEMENT<br>sheikh  |            | 2014      |
| • EGD<br>Procedure: GI-EGD (LVL5) WI BX; Surgeon: Sohail Asfandiyar, MD; Location: KH GI/BRONCH;<br>Service: Gastroenterology; Laterality: N/A; | N/A        | 6/19/2018 |
| • shingles  |            | 9/2015    |
| • VASCULAR SURGERY<br>right leg   |            |           |

No Known Allergies

(Not in a hospital admission)

**Social and Family History**

**Social History**

**Substance Use Topics**

- Smoking status: Former Smoker
  - Packs/day: 1.00
  - Years: 25.00
  - Types: Cigarettes
  - Quit date: 4/7/1992
- Smokeless tobacco: Never Used
- Alcohol use: 2.4 oz/week  
2 Glasses of wine, 2 Shots of liquor per week  
Comment: rarely

**Family History**

| Problem                   | Relation | Age of Onset |
|---------------------------|----------|--------------|
| • Coronary artery disease | Mother   |              |
| • Other<br>MI             | Mother   |              |
| • Other<br>MI             | Brother  |              |
| • Anemia                  | Neg Hx   |              |
| • Arrhythmia              | Neg Hx   |              |
| • Asthma                  | Neg Hx   |              |
| • Clotting disorder       | Neg Hx   |              |



WS Kennestone Urology  
 Procedure at Tower Road  
 300 Tower Road  
 STE 150  
 MARIETTA GA 30060-9404  
 Inpatient Record

Maurice, Eugene George  
 MRN: 561253820, DOB: 1/2/1949, Sex: M  
 Adm: 8/28/2019, D/C: 9/4/2019

**H&P - Encounter Notes (continued)**

**H&P by Michael D Bryant, MD at 8/28/2019 8:14 AM (continued)**

- Fainting Neg Hx
- Heart attack Neg Hx
- Heart disease Neg Hx
- Heart failure Neg Hx
- Hyperlipidemia Neg Hx
- Hypertension Neg Hx
- Stroke Neg Hx

Pertinent items are noted in the History of Present Illness.

GEN: No acute distress

EYES: EOMI

HEENT: Moist mucus membranes, Sclera non-icteric

CV: Regular rate and rhythm by peripheral pulse

PULM: Easy work of breathing

ABD: Soft, Not tender, Not distended

EXT: No significant lower extremity edema

SKIN: No rashes appreciated

NEURO: No focal deficits

Assessment: Elective Prostate Biopsy 12 cores.

Plan: Prostate ultrasound and biopsy with periprostatic nerve block

The following risks were discussed with patient:

- Rectal Bleeding
- Blood in Urine
- Blood in ejaculatory fluid
- Difficulty with urination
- Urinary retention
- Urinary infection
- Severe Sepsis requiring hospitalization

Michael D Bryant, MD  
 Wellstar Urology  
 55 Witcher St.  
 Marietta, GA 30060  
 (p) 770-428-4475  
 (f) 770-426-1499

Electronically Signed by Michael D Bryant, MD on 8/28/2019 8:14 AM

**Discharge Instr - Activity - Encounter Notes**

**Discharge Instr - Activity by Lisa M Olivarez, RN at 8/28/2019 9:03 AM**

|  |                                    |                               |
|--|------------------------------------|-------------------------------|
| Author: Lisa M Olivarez, RN                    | Service: —                         | Author Type: Registered Nurse |
| Filed: 8/28/2019 9:03 AM                       | Date of Service: 8/28/2019 9:03 AM | Status: Written               |
| Editor: Lisa M Olivarez, RN (Registered Nurse) |                                    |                               |



WS Kennestone Urology  
Procedure at Tower Road  
300 Tower Road  
STE 150  
MARIETTA GA 30060-9404  
Inpatient Record

Maurice, Eugene George  
MRN: 561253820, DOB: 1/2/1949, Sex: M  
Adm: 8/28/2019, D/C: 9/4/2019

---

**Discharge Instr - Activity - Encounter Notes (continued)**

---

Discharge Instr - Activity by Lisa M Olivarez, RN at 8/28/2019 9:03 AM (continued)

---

**Discharge Instructions**

**1. General Anesthesia or Sedation**

Do not drive or operate machinery for 24 hours

Do not consume alcohol, tranquilizers, sleeping medication or any other non-prescribed medication for 24 hours.

Do not make any important decisions or sign any important documents in the next 24 hours.

You should have someone with you at home tonight.

**2. Activity**

You are advised to go directly home from the Urology Associates Surgery Center and rest for a day. Resume light to normal activity tomorrow.

Do not engage in heavy lifting while you see blood in the urine or stool.

**3. Fluids and Diet**

Begin with clear liquids, bouillon, dry toast, soda crackers. If not nauseated, you may go to a regular diet when you desire.

Greasy or spicy foods are not advised.

Drink plenty of water while you see blood in the urine or stool.

If you are diabetic, please eat before you take your diabetes medication.

**4. Medications and Plan**

Prescriptions sent with you. Use as directed. When taking pain medications, you may experience dizziness or drowsiness. Do not drink alcohol or drive when you are taking these medications.

You may take non-prescription "headache remedy" type medications that you normally use, if your surgeon permits, preferably one that does not contain aspirin.

You may resume your daily prescription medication when you get home.

**Prescriptions**

Tylenol as needed for pain or discomfort.

Antibiotic: Cipro this evening.

Patient was provided with updated medication list.

**6. Follow up Care**

Your physician may call you with biopsy results.

**Special Complications to Watch For**

You may see blood in your urine or stool for days to weeks.

You may see blood in your ejaculate for up to 6 weeks.

If you have a fever, chills, and are feeling poorly, take your temperature by mouth. Call the office if it is over 101\* F.

Please call us if you have large blood clots, difficulty urinating or pain not relieved by Tylenol.





WS Kennestone Urology  
Procedure at Tower Road  
300 Tower Road  
STE 150  
MARIETTA GA 30060-9404  
Inpatient Record

Maurice, Eugene George  
MRN: 561253820, DOB: 1/2/1949, Sex: M  
Adm: 8/28/2019, D/C: 9/4/2019

---

**Discharge Instr - Activity - Encounter Notes (continued)**

---

**Discharge Instr - Activity by Lisa M Olivarez, RN at 8/28/2019 9:03 AM (continued)**

---

**If you have any questions the day of your procedure please call 470-245-9860 to speak with a nurse.  
For problems or questions after 4:30pm call your urologist at 770-428-4475**

**If you need immediate attention, go to the emergency room.**

Electronically Signed by Lisa M Olivarez, RN on 8/28/2019 9:03 AM



WS Kennestone Urology  
 Procedure at Tower Road  
 300 Tower Road  
 STE 150  
 MARIETTA GA 30060-9404  
 Inpatient Record

Maurice, Eugene George  
 MRN: 561253820, DOB: 1/2/1949, Sex: M  
 Adm: 8/28/2019, D/C: 9/4/2019

### Surgery Report

#### General Information

|   |                      |                |
|---|----------------------|----------------|
| Date: 8/28/2019   | Time:                | Status: Posted |
| Location: WS Kennestone Urology Procedure at Tower Road | Room:                | Service:       |
| Patient class:  | Case classification: |                |

#### Diagnosis Information

No post-op diagnosis codes associated with the log.

#### Case Tracking Events

| Event                         | Time In |
|-------------------------------|---------|
| In Facility                   | 0746    |
| In Pre-Procedure              |         |
| In Block Room                 |         |
| Out Block Room                |         |
| Pre-Procedure Complete        |         |
| Out of Pre-op                 |         |
| Anesthesia Available          |         |
| In Room                       |         |
| Anesthesia Start              | 0847    |
| Anesthesia Ready              |         |
| Procedure Start               |         |
| Procedure End                 |         |
| Out of Room                   |         |
| Patient to Floor/ICU          |         |
| In Phase I                    |         |
| Anesthesia Stop               | 0900    |
| Phase I Criteria Met          |         |
| Out of Phase I                |         |
| In Phase II                   |         |
| Phase II Care Complete        |         |
| Out of Phase II               |         |
| Remove from Status Board      |         |
| Anesthesia Follow-up Needed   |         |
| Anesthesia Follow-up Complete |         |
| Moderate Sedation Begin       |         |
| Moderate Sedation End         |         |

#### Questionnaire Data

None

#### PNDS Information

##### Outcomes - Pre-op

| Used? | Description (Code)   |
|-------|--|
| Yes   | The patient participates in decisions affecting his or her perioperative plan of care. (O23)               |
| Yes   | The patient demonstrates knowledge of the expected responses to the operative or invasive procedure. (O31) |

##### Outcomes - Intra-op

| Used? | Description (Code)   |
|-------|--|
| Yes   | The patient is free from signs and symptoms of injury caused by extraneous objects. (O2) |
| Yes   | The patient is free from signs and symptoms of injury related to positioning. (O5)       |
| Yes   | The patient is free from signs and symptoms of infection. (O10)                          |

##### Outcomes - Post-op

| Used? | Description (Code)   |
|-------|--|
| Yes   | The patient is at or returning to normothermia at the conclusion of the immediate postoperative period. (O12)            |
| Yes   | The patient's respiratory function is consistent with or improved from baseline levels established preoperatively. (O14) |
| Yes   | The patient demonstrates knowledge of pain management. (O20)   |
| Yes   | The patient demonstrates knowledge of wound management. (O22)  |
| Yes   | The patient demonstrates and/or reports adequate pain control throughout the perioperative period. (O29)                 |



WS Kennestone Urology  
 Procedure at Tower Road  
 300 Tower Road  
 STE 150  
 MARIETTA GA 30060-9404  
 Inpatient Record

Maurice, Eugene George  
 MRN: 561253820, DOB: 1/2/1949, Sex: M  
 Adm: 8/28/2019, D/C: 9/4/2019

**Surgery Report (continued)**

**PNDS Information (continued)**

**Diagnoses**

| Present? | Description (Code)                         |
|----------|--|
| Yes      | Risk for infection (X28)                   |
| Yes      | Risk for injury (X29)                      |
| Yes      | Deficient knowledge (X30)                  |
| Yes      | Acute pain (X38)                           |
| Yes      | Anxiety (X4)                               |
| Yes      | Risk for impaired skin integrity (X51)     |
| Yes      | Risk for imbalanced body temperature (X57) |
| Yes      | Ineffective breathing pattern (X7)         |

**Timeouts**

**Pre-Procedure Timeout**

Right Patient, Right Site, Right Procedure

Pre-Procedure Verification

Correct patient?: Yes  
 Correct site?: Yes  
 Correct procedure?: Yes  
 Correct laterality?: N/A

H&P note verified?: Yes  
 Consents verified?: Yes  
 Site marked?: N/A  
 Allergies reviewed?: Yes

Verification Date and Time: 8/28/2019 8:49 AM

**Nursing - Orders and Results**

**MAINTAIN IV ACCESS [838765508]**

Electronically signed by: **Babur N Kilic, MD on 08/28/19 1357**  
 Mode: Ordering in Per protocol: cosign required mode  
 Ordering user: Lisa M Olivarez, RN 08/28/19 0829  
 Authorized by: Babur N Kilic, MD  
 Quantity: 1  
 Discontinued by: Automatic Discharge Provider 09/05/19 0445 [Patient Discharge]

Status: **Discontinued**

Communicated by: Lisa M Olivarez, RN  
 Ordering provider: Babur N Kilic, MD  
 Ordering mode: Per protocol: cosign required  
 Instance released by: Lisa M Olivarez, RN (auto-released) 8/28/2019 8:30 AM

**PATIENT EDUCATION (SPECIFY) [838765511]**

Electronically signed by: **Michael D Bryant, MD on 08/28/19 0842**  
 Mode: Ordering in Per protocol: cosign required mode  
 Ordering user: Dawn Coffeen, RN 08/21/19 1118  
 Authorized by: Michael D Bryant, MD  
 Quantity: 1  
 Discontinued by: Automatic Discharge Provider 09/05/19 0445 [Patient Discharge]  
 Order comments: On preparation for the procedure as well as discharge instructions

Status: **Discontinued**

Communicated by: Dawn Coffeen, RN  
 Ordering provider: Michael D Bryant, MD  
 Ordering mode: Per protocol: cosign required  
 Instance released by: Lisa M Olivarez, RN (auto-released) 8/28/2019 8:30 AM

**DISCHARGE DIET [838765522]**

Electronically signed by: **Michael D Bryant, MD on 08/28/19 0904**  
 Ordering user: Michael D Bryant, MD 08/28/19 0904  
 Authorized by: Michael D Bryant, MD  
 Frequency: Routine 08/28/19 -  
 Order comments: Resume previous diet

Status: **Active**

Ordering provider: Michael D Bryant, MD  
 Ordering mode: Standard  
 Quantity: 1

**DISCHARGE ACTIVITY [838765523]**

Electronically signed by: **Michael D Bryant, MD on 08/28/19 0904**  
 Ordering user: Michael D Bryant, MD 08/28/19 0904  
 Authorized by: Michael D Bryant, MD  
 Frequency: Routine 08/28/19 -  
 Order comments: Resume previous activity

Status: **Active**

Ordering provider: Michael D Bryant, MD  
 Ordering mode: Standard  
 Quantity: 1





WS Kennestone Urology  
 Procedure at Tower Road  
 300 Tower Road  
 STE 150  
 MARIETTA GA 30060-9404  
 Inpatient Record

Maurice, Eugene George  
 MRN: 561253820, DOB: 1/2/1949, Sex: M  
 Adm: 8/28/2019, D/C: 9/4/2019

**Nursing - Orders and Results (continued)**

**DISCHARGE ACTIVITY [838765523] (continued)**

**DISCHARGE FOLLOW UP [838765524]**

Electronically signed by: **Michael D Bryant, MD on 08/28/19 0904** Status: **Active**  
 Ordering user: Michael D Bryant, MD 08/28/19 0904  
 Authorized by: Michael D Bryant, MD  
 Frequency: Routine 08/28/19 -  
 Order comments: .  
 Ordering provider: Michael D Bryant, MD  
 Ordering mode: Standard  
 Quantity: 1

**NURSING COMMUNICATION [838765526]**

Electronically signed by: **Michael D Bryant, MD on 08/28/19 0904** Status: **Discontinued**  
 Ordering user: Michael D Bryant, MD 08/28/19 0904  
 Authorized by: Michael D Bryant, MD  
 Quantity: 1  
 Discontinued by: Automatic Discharge Provider 09/05/19 0445 [Patient Discharge]  
 Order comments: after patient meets criteria  
 Ordering provider: Michael D Bryant, MD  
 Ordering mode: Standard  
 Instance released by: Michael D Bryant, MD (auto-released) 8/28/2019 9:04 AM

**Code Status - Orders and Results**

**FULL CODE [838765510]**

Electronically signed by: **Michael D Bryant, MD on 08/28/19 0842** Status: **Discontinued**  
 Mode: Ordering in Per protocol: cosign required mode  
 Ordering user: Dawn Coffeen, RN 08/21/19 1118  
 Authorized by: Michael D Bryant, MD  
 Quantity: 1  
 Instance released by: Lisa M Olivarez, RN (auto-released) 8/28/2019 8:30 AM  
 Communicated by: Dawn Coffeen, RN  
 Ordering provider: Michael D Bryant, MD  
 Ordering mode: Per protocol: cosign required  
 Code status: Full Code  
 Discontinued by: Automatic Discharge Provider 09/05/19 0445 [Patient Discharge]

**Questionnaire**

| Question         | Answer   |
|------------------|--|
| Reason Pending:  | Pending scheduled discussion with decision maker |
| Plan to Address: | Will Reassess                                    |

**Point of Care Testing - Orders and Results**

**POCT URINALYSIS DIPSTICK [838765513]**

Electronically signed by: **Michael D Bryant, MD on 08/28/19 0842** Status: **Discontinued**  
 Mode: Ordering in Per protocol: cosign required mode  
 Ordering user: Dawn Coffeen, RN 08/21/19 1118  
 Authorized by: Michael D Bryant, MD  
 Quantity: 1  
 Discontinued by: Automatic Discharge Provider 09/05/19 0445 [Patient Discharge]  
 Communicated by: Dawn Coffeen, RN  
 Ordering provider: Michael D Bryant, MD  
 Ordering mode: Per protocol: cosign required  
 Instance released by: Lisa M Olivarez, RN (auto-released) 8/28/2019 8:30 AM

**IV - Orders and Results**

**INSERT PERIPHERAL IV [838765507]**

Electronically signed by: **Babur N Kilic, MD on 08/28/19 1357** Status: **Discontinued**  
 Mode: Ordering in Per protocol: cosign required mode  
 Ordering user: Lisa M Olivarez, RN 08/28/19 0829  
 Authorized by: Babur N Kilic, MD  
 Quantity: 1  
 Discontinued by: Automatic Discharge Provider 09/05/19 0445 [Patient Discharge]  
 Communicated by: Lisa M Olivarez, RN  
 Ordering provider: Babur N Kilic, MD  
 Ordering mode: Per protocol: cosign required  
 Instance released by: Lisa M Olivarez, RN (auto-released) 8/28/2019 8:30 AM

**INT [838765509]**

Electronically signed by: **Babur N Kilic, MD on 08/28/19 1357** Status: **Discontinued**  
 Mode: Ordering in Per protocol: cosign required mode  
 Ordering user: Lisa M Olivarez, RN 08/28/19 0829  
 Communicated by: Lisa M Olivarez, RN  
 Ordering provider: Babur N Kilic, MD





WS Kennestone Urology  
 Procedure at Tower Road  
 300 Tower Road  
 STE 150  
 MARIETTA GA 30060-9404  
 Inpatient Record

Maurice, Eugene George  
 MRN: 561253820, DOB: 1/2/1949, Sex: M  
 Adm: 8/28/2019, D/C: 9/4/2019

**IV - Orders and Results (continued)**

**INT [838765509] (continued)**

Authorized by: Babur N Kilic, MD  
 Quantity: 1  
 Discontinued by: Automatic Discharge Provider 09/05/19 0445 [Patient Discharge]

Ordering mode: Per protocol: cosign required  
 Instance released by: Lisa M Olivarez, RN (auto-released) 8/28/2019 8:30 AM

**Discharge - Orders and Results**

**DISCHARGE PATIENT [838765525]**

Electronically signed by: **Michael D Bryant, MD on 08/28/19 0904** Status: **Completed**  
 Ordering user: Michael D Bryant, MD 08/28/19 0904  
 Authorized by: Michael D Bryant, MD  
 Quantity: 1

Ordering provider: Michael D Bryant, MD  
 Ordering mode: Standard  
 Instance released by: Michael D Bryant, MD (auto-released) 8/28/2019 9:04 AM

**Imaging - Orders and Results**

**KUP PROSTATE BIOPSY W NDL [812019629]**

Electronically signed by: **Kristin M Boren, MD on 05/09/19 0818** Status: **Completed**  
 Ordering user: Kristin M Boren, MD 05/09/19 0818  
 Ordering mode: Standard  
 Quantity: 1  
 Instance released by: Mary Johnston 8/28/2019 7:46 AM

Authorized by: Kristin M Boren, MD  
 Lab status: Final result

Diagnoses  
 Cancer of prostate with low recurrence risk (stage T1-2a and Gleason < 7 and PSA < 10) (HCC) [C61]

**Questionnaire**

| Question   | Answer |
|--|--------|
| Do you have a joint replacement, pacemaker, or any hardware?                                   | No     |
| Have you ever had MRSA or VRE?   | No     |
| Have you had C-Diff with active diarrhea or been on treatment for C-diff in the last 6 months? | No     |

**KUP PROSTATE BIOPSY W NDL [812019629]**

Resulted: 08/28/19 0902, Result status: Final result

Order status: Completed  
 Filed by: Michael D Bryant, MD 08/28/19 0902  
 Accession number: 31223816

Resulted by: Michael D Bryant, MD  
 Performed: 08/28/19 0851 - 08/28/19 0857  
 Result details

Narrative:  
 OPERATIVE NOTE

Name: Eugene George Maurice  
 DOB: 1/2/1949  
 MRN: 561253820  
 DOS: 8/28/2019

Pre-operative Diagnosis: Active surveillance of known prostate cancer.

Post-operative Diagnosis: Active surveillance of known prostate cancer.

Surgeon: Michael D Bryant, MD

Assistants: None

Anesthesia: IV sedation

- Operation:
1. Transrectal ultrasound for guidance of prostate biopsies
  2. Transrectal prostate biopsies
  3. Periprostatic block for postoperative pain control  
 (55700, 76942, 64450)

Indications: Eugene George Maurice is a 70 y.o. male who presents for the above procedure due to the above diagnosis. I discussed risks (including specifically bleeding and infection), benefits and alternative treatments with the patient and the patient elected to proceed with the documented plan. All questions were answered.



WS Kennestone Urology  
Procedure at Tower Road  
300 Tower Road  
STE 150  
MARIETTA GA 30060-9404  
Inpatient Record

Maurice, Eugene George  
MRN: 561253820, DOB: 1/2/1949, Sex: M  
Adm: 8/28/2019, D/C: 9/4/2019

### Imaging - Orders and Results (continued)

Nodule: none on DRE 8/28/2019

Complications: None

EBL: less than 5 mL

IVF: Maintenance

Specimen: 12 cores of prostate tissue labeled by sextant

**Findings:**

1. Prostate size: 21 cubic centimeters by TRUS
2. Any concerning US findings: no
3. Seminal vesicles: normal

**Technique:**

The patient confirmed compliance with preoperative enema and antibiotic. The patient was taken to the operative suite. After time out the patient underwent IV sedation per anesthesia. He was then placed in a lateral decubitus position. He was prepped and draped in the standard fashion in the left lateral decubitus position and time out was performed.

Perioperative antibiotics were given prior to the procedure.

The ultrasound probe was then placed in the rectum without difficulty. Subsequently 5 mL of 1% plain lidocaine was infiltrated using a spinal needle and ultrasonic guidance into the junction of the seminal vesicle and prostate gland on each side for intraoperative and post-operative pain control.

Next, sequential transverse (axial) scans were made in small increments beginning at the seminal vesicles and ending at the prostate apex. Sequential longitudinal (sagittal) scans were made in small increments beginning at the right lateral prostate and ending at the left lateral prostate. Excellent anatomical imaging was obtained with peripheral, transitional, and central zones well defined, as well as the seminal vesicles.

Six biopsies were obtained from the lateral part of each lobe at the apex, mid-gland, and base. Six biopsies were additionally taken from the medial part of each lobe spaced evenly from apex to base. Care was taken to avoid the urethra and bladder. Excellent biopsy specimens were obtained. The procedure was tolerated well and the patient transported to recovery in stable condition.

Appropriate patient post procedure education was provided prior to discharge.

**Disposition:**

1. Follow up with the Wellstar Urology office as previously directed
  2. Discharge to home
  3. Discharge condition: good
  4. Medications: Resume previous medications but stay off of blood thinners until no blood in urine and stool.
  5. Diet: resume previous
  6. Activity: no strenuous physical activity for the next 48 hours.
- Standard post-biopsy instructions given.

Michael D Bryant, MD  
Wellstar Urology  
(p) 770-428-4475  
(f) 770-426-1499

Acknowledged by: Kristin M Boren, MD on 08/28/19 1047

### Pathology and Cytology - Orders and Results

#### SURGICAL PATHOLOGY-KH [838765528]

Electronically signed by: Interface, Lab In Copath on 08/28/19 1412

Status: **Completed**



WS Kennestone Urology  
 Procedure at Tower Road  
 300 Tower Road  
 STE 150  
 MARIETTA GA 30060-9404  
 Inpatient Record

Maurice, Eugene George  
 MRN: 561253820, DOB: 1/2/1949, Sex: M  
 Adm: 8/28/2019, D/C: 9/4/2019

**Pathology and Cytology - Orders and Results (continued)**

**SURGICAL PATHOLOGY-KH [838765528] (continued)**

Ordering user: Interface, Lab In Copath 08/28/19 1412  
 Authorized by: Kristin M Boren, MD  
 Quantity: 1  
 Instance released by: (auto-released) 8/28/2019 2:12 PM

Ordering provider: Kristin M Boren, MD  
 Ordering mode: Standard  
 Lab status: Final result

**Specimen Information**

| Type | Source | Collected By  |
|------|--------|---------------|
|      |        | 08/28/19 1410 |

Comment: PROSTATE BIOPSY, 1ST SPECIMEN&NO CHARGE&NO CHARGE&NO CHARGE&NO CHARGE

**SURGICAL PATHOLOGY-KH [838765528]**

Resulted: 08/29/19 1804, Result status: Final result

Ordering provider: Kristin M Boren, MD 08/28/19 1412  
 Filed by: Interface, Lab In Copath 08/29/19 1805

Order status: Completed  
 Resulting lab: WS KENNESTONE HOSPITAL LAB

**Result details**

Acknowledged by  
 Kristin M Boren, MD on 08/30/19 0811  
 D'Ivory Guerra, MA on 08/30/19 0934

**Specimen Information**

| Type | Source | Collected By  |
|------|--------|---------------|
|      |        | 08/28/19 1410 |

Comment: PROSTATE BIOPSY, 1ST SPECIMEN&NO CHARGE&NO CHARGE&NO CHARGE&NO CHARGE

**Components**

| Component             | Value   | Reference Range | Flag | Lab   |
|-----------------------|---|-----------------|------|-------|
| SURGICAL PATHOLOGY-KH | Patient Name:<br>MAURICE,<br>EUGENE<br>GEORGE<br>Accession #:<br>KS19-14038<br>Patient #: |                 |      | KHLAB |

Comment:  
 2108207510\561253820\1\10 MRN. #: 561253820 Sex: M Location: DOB/Age:  
 1/2/1949 (Age: 70) Location: Discharged Client: Wellstar Kennestone Hospital  
 Received: 8/28/2019 Admitting Date: 8/28/2019 Collected: 8/28/2019 Final Report:  
 8/29/2019 18:04 Order Physician: KRISTIN M BOREN Admit MD: MICHAEL D BRYANT  
 Other Inst: Not Provided Copy To:  
 SURGICAL PATHOLOGY-KH REPORT

Final Diagnosis:  
 PROSTATE BIOPSY X 12: ATYPICAL SMALL ACINAR PROLIFERATION IN 2 OF 12 CORES

1. PROSTATE, LEFT BASE, CORE BIOPSY:  
BENIGN PROSTATIC TISSUE WITH ATROPHY AND INFLAMMATION.
2. PROSTATE, LEFT MID, CORE BIOPSY:  
BENIGN PROSTATIC TISSUE WITH ATROPHY AND INFLAMMATION.
3. PROSTATE, LEFT APEX, CORE BIOPSY:  
ATYPICAL SMALL ACINAR PROLIFERATION (ASAP).
4. PROSTATE, RIGHT BASE, CORE BIOPSY:  
BENIGN PROSTATIC TISSUE.
5. PROSTATE, RIGHT MID, CORE BIOPSY:  
BENIGN PROSTATIC TISSUE WITH ATROPHY AND INFLAMMATION.
6. PROSTATE, RIGHT APEX, CORE BIOPSY:  
BENIGN PROSTATIC TISSUE WITH ATROPHY AND INFLAMMATION.
7. PROSTATE, LEFT LATERAL BASE, CORE BIOPSY:  
BENIGN PROSTATIC TISSUE WITH ATROPHY AND INFLAMMATION.
8. PROSTATE, LEFT LATERAL MID, CORE BIOPSY:  
ATYPICAL SMALL ACINAR PROLIFERATION (ASAP).
9. PROSTATE, LEFT LATERAL APEX, CORE BIOPSY:  
BENIGN PROSTATIC TISSUE.
10. PROSTATE, RIGHT LATERAL BASE, CORE BIOPSY:  
BENIGN PROSTATIC TISSUE.
11. PROSTATE, RIGHT LATERAL MID, CORE BIOPSY:  
BENIGN PROSTATIC TISSUE WITH ATROPHY AND INFLAMMATION.
12. PROSTATE, RIGHT LATERAL APEX, CORE BIOPSY:  
BENIGN PROSTATIC TISSUE.

Electronically Signed Out By Sara E. Cuadra Acree, M.D.

**Pathology and Cytology - Orders and Results (continued)**

Sara E. Cuadra Acree, M.D.  
 SA 8/29/2019  
 CPT: 1: G0416, OTH-K

Pre-Operative Diagnosis:  
 Not Provided  
 Post-Operative Diagnosis:  
 Not Provide  
 d

Clinical History:  
 Hx of prostate cancer  
 Specimen:  
 Prostate biopsy x12

Gross Description:

| Specimen            | Labeled | Core(s) length (mm) | Cassette |
|---------------------|---------|---------------------|----------|
| 1. Maurice, Eugene  | LB      | 2 cores, 5 and 12   | 1A       |
| 2. Maurice, Eugene  | LM      | 1 core, 15          | 2A       |
| 3. Maurice, Eugene  | LA      | 1 core, 15          | 3A       |
| 4. Maurice, Eugene  | RB      | 1 core, 13          | 4A       |
| 5. Maurice, Eugene  | RM      | 1 core, 16          | 5A       |
| 6. Maurice, Eugene  | RA      | 1 core, 14          | 6A       |
| 7. Maurice, Eugene  | LLB     | 2 cores, 4 and 11   | 7A       |
| 8. Maurice, Eugene  | LLM     | 1 core, 16          | 8A       |
| 9. Maurice, Eugene  | LLA     | 2 cores, 4 and 10   | 9A       |
| 10. Maurice, Eugene | RLB     | 1 core, 14          | 10A      |
| 11. Maurice, Eugene | RLM     | 1 core, 15          | 11A      |
| 12. Maurice, Eugene | RLA     | 1 core, 17          | 12A      |

All specimens received in formalin and consist of tan cylinders approximately 0.1 cm diameter. The specimens are inked green. EM/kit 8/28/19

Microscopic Description:

1-12. Microscopic examination of the material identified as above has been performed and the histologic findings incorporated into the final diagnosis.  
 SCA/pk 8/29/19

[View Image \(below\)](#)





WS Kennestone Urology  
 Procedure at Tower Road  
 300 Tower Road  
 STE 150  
 MARIETTA GA 30060-9404  
 Inpatient Record

Maurice, Eugene George  
 MRN: 561253820, DOB: 1/2/1949, Sex: M  
 Adm: 8/28/2019, D/C: 9/4/2019

**Pathology and Cytology - Orders and Results (continued)**

WellStar Kennestone Hospital  
 677 Church Street  
 Marietta, Georgia 30060

Phone Number: (770) 793-5505  
 Fax Number: (770) 793-7919

Marla J. Franks, M.D., Laboratory Director

|                  |                               |               |                              |
|------------------|-------------------------------|---------------|------------------------------|
| Patient Name:    | <b>MAURICE, EUGENE GEORGE</b> | Accession #:  | <b>KS19-14038</b>            |
| Patient #:       | 2108207510\561253820\1\10     | MRN. #:       | 561253820                    |
| Location:        | Discharged                    | DOB/Age:      | 1/2/1949 (Age: 70)           |
| Admitting Date:  | 8/28/2019                     | Client:       | Wellstar Kennestone Hospital |
| Order Physician: | KRISTIN M BOREN               | Collected:    | 8/28/2019                    |
|                  |                               | Admit MD:     | MICHAEL D BRYANT             |
|                  |                               | Copy To:      |                              |
|                  |                               | Sex:          | M                            |
|                  |                               | Received:     | 8/28/2019                    |
|                  |                               | Final Report: | 8/29/2019 18:04              |
|                  |                               | Other Inst:   | Not Provided                 |

**SURGICAL PATHOLOGY-KH REPORT**

**Final Diagnosis:**

PROSTATE BIOPSY X 12: ATYPICAL SMALL ACINAR PROLIFERATION IN 2 OF 12 CORES

1. PROSTATE, LEFT BASE, CORE BIOPSY:  
BENIGN PROSTATIC TISSUE WITH ATROPHY AND INFLAMMATION.
2. PROSTATE, LEFT MID, CORE BIOPSY:  
BENIGN PROSTATIC TISSUE WITH ATROPHY AND INFLAMMATION.
3. PROSTATE, LEFT APEX, CORE BIOPSY:  
ATYPICAL SMALL ACINAR PROLIFERATION (ASAP).
4. PROSTATE, RIGHT BASE, CORE BIOPSY:  
BENIGN PROSTATIC TISSUE.
5. PROSTATE, RIGHT MID, CORE BIOPSY:  
BENIGN PROSTATIC TISSUE WITH ATROPHY AND INFLAMMATION.
6. PROSTATE, RIGHT APEX, CORE BIOPSY:  
BENIGN PROSTATIC TISSUE WITH ATROPHY AND INFLAMMATION.
7. PROSTATE, LEFT LATERAL BASE, CORE BIOPSY:  
BENIGN PROSTATIC TISSUE WITH ATROPHY AND INFLAMMATION.
8. PROSTATE, LEFT LATERAL MID, CORE BIOPSY:  
ATYPICAL SMALL ACINAR PROLIFERATION (ASAP).
9. PROSTATE, LEFT LATERAL APEX, CORE BIOPSY:  
BENIGN PROSTATIC TISSUE.
10. PROSTATE, RIGHT LATERAL BASE, CORE BIOPSY:  
BENIGN PROSTATIC TISSUE.
11. PROSTATE, RIGHT LATERAL MID, CORE BIOPSY:  
BENIGN PROSTATIC TISSUE WITH ATROPHY AND INFLAMMATION.
12. PROSTATE, RIGHT LATERAL APEX, CORE BIOPSY:  
BENIGN PROSTATIC TISSUE.

Electronically Signed Out By Sara E. Cuadra Acree, M.D.  
 Sara E. Cuadra Acree, M.D.

SA 8/29/2019  
 CPT: 1: G0416, OTH-K

MAURICE, EUGENE GEORGE  
 561253820

SURGICAL PATHOLOGY-KH REPORT

KS19-14038

Page 1 of 2



WS Kennestone Urology  
 Procedure at Tower Road  
 300 Tower Road  
 STE 150  
 MARIETTA GA 30060-9404  
 Inpatient Record

Maurice, Eugene George  
 MRN: 561253820, DOB: 1/2/1949, Sex: M  
 Adm: 8/28/2019, D/C: 9/4/2019

**Pathology and Cytology - Orders and Results (continued)**

WellStar Kennestone Hospital  
 677 Church Street  
 Marietta, Georgia 30060

Phone Number: (770) 793-5505  
 Fax Number: (770) 793-7919

Marla J. Franks, M.D., Laboratory Director

**Pre-Operative Diagnosis:**  
 Not Provided

**Post-Operative Diagnosis:**  
 Not Provided

**Clinical History:**  
 Hx of prostate cancer

**Specimen:**  
 Prostate biopsy x12

**Gross Description:**

| Specimen            | Labeled | Core(s) length (mm) | Cassette |
|---------------------|---------|---------------------|----------|
| 1. Maurice, Eugene  | LB      | 2 cores, 5 and 12   | 1A       |
| 2. Maurice, Eugene  | LM      | 1 core, 15          | 2A       |
| 3. Maurice, Eugene  | LA      | 1 core, 15          | 3A       |
| 4. Maurice, Eugene  | RB      | 1 core, 13          | 4A       |
| 5. Maurice, Eugene  | RM      | 1 core, 16          | 5A       |
| 6. Maurice, Eugene  | RA      | 1 core, 14          | 6A       |
| 7. Maurice, Eugene  | LLB     | 2 cores, 4 and 11   | 7A       |
| 8. Maurice, Eugene  | LLM     | 1 core, 16          | 8A       |
| 9. Maurice, Eugene  | LLA     | 2 cores, 4 and 10   | 9A       |
| 10. Maurice, Eugene | RLB     | 1 core, 14          | 10A      |
| 11. Maurice, Eugene | RLM     | 1 core, 15          | 11A      |
| 12. Maurice, Eugene | RLA     | 1 core, 17          | 12A      |

All specimens received in formalin and consist of tan cylinders approximately 0.1 cm diameter. The specimens are inked green. EM/kit 8/28/19

**Microscopic Description:**

1-12. Microscopic examination of the material identified as above has been performed and the histologic findings incorporated into the final diagnosis. SCA/pk 8/29/19

MAURICE, EUGENE GEORGE  
 561253820

SURGICAL PATHOLOGY-KH REPORT

KS19-14038

Page 2 of 2

**CORE MEASURES - Orders and Results**

**REASON FOR NO MECHANICAL PROPHYLAXIS [838765512]**

Electronically signed by: Michael D Bryant, MD on 08/28/19 0842  
 Mode: Ordering in Per protocol: cosign required mode  
 Ordering user: Dawn Coffeen, RN 08/21/19 1118

Communicated by: Dawn Coffeen, RN  
 Ordering provider: Michael D Bryant, MD

Status: **Completed**



WS Kennestone Urology  
 Procedure at Tower Road  
 300 Tower Road  
 STE 150  
 MARIETTA GA 30060-9404  
 Inpatient Record

Maurice, Eugene George  
 MRN: 561253820, DOB: 1/2/1949, Sex: M  
 Adm: 8/28/2019, D/C: 9/4/2019

**CORE MEASURES - Orders and Results (continued)**

**REASON FOR NO MECHANICAL PROPHYLAXIS [838765512] (continued)**

Authorized by: Michael D Bryant, MD  
 Quantity: 1

Ordering mode: Per protocol: cosign required  
 Instance released by: Lisa M Olivarez, RN (auto-released) 8/28/2019 8:30 AM

**Questionnaire**

| Question                              | Answer  |
|---------------------------------------|---|
| If SCDs NOT ordered, indicate reason: | Total Risk Factor Score less than or equal to 1 |

**REASON FOR NO VTE PROPHYLAXIS AT ADMISSION [838765514]**

Electronically signed by: Michael D Bryant, MD on 08/28/19 0842  
 Mode: Ordering in Per protocol: cosign required mode  
 Ordering user: Dawn Coffeen, RN 08/21/19 1118  
 Authorized by: Michael D Bryant, MD  
 Quantity: 1

Communicated by: Dawn Coffeen, RN  
 Ordering provider: Michael D Bryant, MD  
 Ordering mode: Per protocol: cosign required  
 Instance released by: Lisa M Olivarez, RN (auto-released) 8/28/2019 8:30 AM

Status: **Completed**

**Questionnaire**

| Question  | Answer   |
|---|--|
| Reason for no pharm VTE prophylaxis at admission? | Patient is at low risk for VTE - No pharm VTE Prophylaxis required |

**Point of Care Testing-Docked Device - Orders and Results**

**POC FINGER STICK GLUCOSE [838765516]**

Electronically signed by: Interface, Lab In Sunquest on 08/28/19 0834  
 Ordering user: Interface, Lab In Sunquest 08/28/19 0834  
 Authorized by: Michael D Bryant, MD  
 Quantity: 1  
 Instance released by: (auto-released) 8/28/2019 8:36 AM

Ordering provider: Michael D Bryant, MD  
 Ordering mode: Standard  
 Lab status: Final result

Status: **Completed**

**Specimen Information**

| Type  | Source | Collected By  |
|-------|--------|---------------|
| Blood | Blood  | 08/28/19 0834 |

**POC FINGER STICK GLUCOSE [838765516] (Abnormal)**

Resulted: 08/28/19 0836, Result status: Final result

Ordering provider: Michael D Bryant, MD 08/28/19 0834  
 Filed by: Interface, Lab In Sunquest 08/28/19 0836  
 External ID: W16448824  
 Acknowledged by: Michael D Bryant, MD on 08/28/19 0839

Order status: Completed  
 Resulting lab: WS UROLOGY PROCEDURE CENTER  
 Result details

**Specimen Information**

| Type  | Source | Collected By  |
|-------|--------|---------------|
| Blood | Blood  | 08/28/19 0834 |

**Components**

| Component         | Value | Reference Range | Flag | Lab   |
|-------------------|-------|-----------------|------|-------|
| GLUCOSE, BEDSIDE  | 109   | 70 - 99 mg/dL   | H ^  | UROPC |
| POC-OPERATOR'S ID | 42526 | ---             | ---  | UROPC |

**Diet - Orders and Results**

**DIET, NPO [838765529]**

Electronically signed by: Babur N Kilic, MD on 08/28/19 1357  
 Mode: Ordering in Per protocol: cosign required mode  
 Ordering user: Lisa M Olivarez, RN 08/28/19 0829  
 Authorized by: Babur N Kilic, MD  
 Quantity: 1

Communicated by: Lisa M Olivarez, RN  
 Ordering provider: Babur N Kilic, MD  
 Ordering mode: Per protocol: cosign required  
 Diet: NPO

Status: **Discontinued**



WS Kennestone Urology  
 Procedure at Tower Road  
 300 Tower Road  
 STE 150  
 MARIETTA GA 30060-9404  
 Inpatient Record

Maurice, Eugene George  
 MRN: 561253820, DOB: 1/2/1949, Sex: M  
 Adm: 8/28/2019, D/C: 9/4/2019

**Diet - Orders and Results (continued)**

**DIET, NPO [838765529] (continued)**

Instance released by: Lisa M Olivarez, RN (auto-released) 8/28/2019 11:31 PM Discontinued by: Automatic Discharge Provider 09/05/19 0445 [Patient Discharge]

**Medications - Orders and Results**

**sodium chloride 0.9 % (NS) flush [812019634]**

Electronically signed by: **Babur N Kilic, MD on 08/28/19 1357** Status: **Discontinued**  
 Mode: Ordering in Per protocol: cosign required mode  
 Ordering user: Lisa M Olivarez, RN 08/28/19 0829 Communicated by: Lisa M Olivarez, RN  
 Authorized by: Babur N Kilic, MD Ordering provider: Babur N Kilic, MD  
 PRN reasons: line care Ordering mode: Per protocol: cosign required  
 Frequency: Routine Q1 min PRN 08/28/19 0830 - 09/05/19 0440 Released by: Lisa M Olivarez, RN 08/28/19 0830  
 Discontinued by: Automatic Discharge Provider 09/05/19 0440 [(Patient Discharge - Internal Use Only)]  
 Acknowledged: Lisa M Olivarez, RN 08/28/19 0830 for Placing Order  
 Admin instructions: INT Flush  
 Package: 8290-306547

**lactated Ringers infusion [812019635]**

Electronically signed by: **Babur N Kilic, MD on 08/28/19 1357** Status: **Discontinued**  
 Mode: Ordering in Per protocol: cosign required mode  
 Ordering user: Lisa M Olivarez, RN 08/28/19 0829 Communicated by: Lisa M Olivarez, RN  
 Authorized by: Babur N Kilic, MD Ordering provider: Babur N Kilic, MD  
 Frequency: Routine Continuous 08/28/19 0900 - 09/05/19 0440 Ordering mode: Per protocol: cosign required  
 Discontinued by: Automatic Discharge Provider 09/05/19 0440 [(Patient Discharge - Internal Use Only)] Released by: Lisa M Olivarez, RN 08/28/19 0830  
 Acknowledged: Lisa M Olivarez, RN 08/28/19 0830 for Placing Order  
 Package: 0409-7953-09

**gentamicin (GARAMYCIN) injection 40 mg/mL [838765505]**

Electronically signed by: **Michael D Bryant, MD on 08/28/19 0842** Status: **Completed**  
 Mode: Ordering in Per protocol: cosign required mode  
 Ordering user: Dawn Coffeen, RN 08/21/19 1118 Communicated by: Dawn Coffeen, RN  
 Authorized by: Michael D Bryant, MD Ordering provider: Michael D Bryant, MD  
 PRN Comment: On call to OR Ordering mode: Per protocol: cosign required  
 Frequency: Routine On call to OR 08/28/19 0830 - 1 occurrence Indications of use: prevention of perioperative infection  
 Released by: Lisa M Olivarez, RN 08/28/19 0830  
 Acknowledged: Lisa M Olivarez, RN 08/28/19 0830 for Placing Order

**Questionnaire**

| Question                           | Answer              |
|------------------------------------|---------------------|
| Reason for Ordering Antimicrobial: | Preop - Prophylaxis |
| Expected days of therapy:          | 1                   |

Package: 63323-010-02

**lidocaine (XYLOCAINE) local injection 2 % [838765517]**

Electronically signed by: **Michael D Bryant, MD on 08/28/19 0911** Status: **Completed**  
 Mode: Ordering in Verbal with readback mode  
 Ordering user: Lisa M Olivarez, RN 08/28/19 0852 Communicated by: Lisa M Olivarez, RN  
 Authorized by: Michael D Bryant, MD Ordering provider: Michael D Bryant, MD  
 Frequency: Routine Once PRN 08/28/19 0852 - 08/28/19 0852 Ordering mode: Verbal with readback  
 Package: 0409-4277-02

**Testing Performed By**

| Lab - Abbreviation | Name                        | Director         | Address                                    | Valid Date Range              |
|--------------------|-----------------------------|------------------|--|-------------------------------|
| 19 - KHLAB         | WS KENNESTONE HOSPITAL LAB  | Dr. Maria Franks | 677 CHURCH ST<br>MARIETTA GA 30060         | 08/28/18 1256 - Present       |
| 527 - UROPC        | WS UROLOGY PROCEDURE CENTER | Unknown          | 300 TOWER RD, STE 150<br>MARIETTA GA 30060 | 02/22/17 1825 - 10/28/19 1240 |





WS Kennestone Urology  
 Procedure at Tower Road  
 300 Tower Road  
 STE 150  
 MARIETTA GA 30060-9404  
 Inpatient Record

Maurice, Eugene George  
 MRN: 561253820, DOB: 1/2/1949, Sex: M  
 Adm: 8/28/2019, D/C: 9/4/2019

**Medications**

**All Meds and Administrations**

**sodium chloride 0.9 % (NS) flush [812019634]**

Ordering Provider: Babur N Kilic, MD

Status: Discontinued (Past End Date/Time), Reason: (Patient Discharge - Internal Use Only)

Ordered On: 08/28/19 0830

Starts/Ends: 08/28/19 0830 - 09/05/19 0440

Dose (Remaining/Total): 3-40 mL (—/—)

Route: Intravenous

Frequency: Every 1 minute PRN

Rate/Duration: — / —

Admin Instructions: INT Flush

(No admins scheduled or recorded for this medication)

**lactated Ringers infusion [812019635]**

Ordering Provider: Babur N Kilic, MD

Status: Discontinued (Past End Date/Time), Reason: (Patient Discharge - Internal Use Only)

Ordered On: 08/28/19 0830

Starts/Ends: 08/28/19 0900 - 09/05/19 0440

Dose (Remaining/Total): 50 mL/hr (—/—)

Route: Intravenous

Frequency: Continuous

Rate/Duration: 50 mL/hr / —

| Line                                   | Med Link Info                        | Comment |
|--|--------------------------------------|---------|
| Peripheral IV 08/28/19 20 G Right Hand | 08/28/19 0833 by Lisa M Olivarez, RN | —       |

| Timestamps   | Action  | Dose / Rate          | Route       | Other Information                 |
|--|---------|----------------------|-------------|-----------------------------------|
| Performed 08/28/19 0930<br>Documented: 08/28/19 0939 | Stopped | 0 mL/hr<br>0 mL/hr   | Intravenous | Performed by: Lisa M Olivarez, RN |
| Performed 08/28/19 0833<br>Documented: 08/28/19 0840 | New Bag | 50 mL/hr<br>50 mL/hr | Intravenous | Performed by: Lisa M Olivarez, RN |

**gentamicin (GARAMYCIN) injection 40 mg/mL [838765505]**

Ordering Provider: Michael D Bryant, MD

Status: Completed (Past End Date/Time)

Ordered On: 08/28/19 0830

Starts/Ends: 08/28/19 0830 - 08/28/19 0833

Dose (Remaining/Total): 5 mg/kg (Adjusted) (0/1)

Route: Intravenous

Frequency: On call to O.R.

Rate/Duration: — / —

| Question                            | Answer              | Comment |
|-------------------------------------|---------------------|---------|
| Reason for Ordering Antimicrobial:: | Preop - Prophylaxis | —       |
| Expected days of therapy::          | 1                   | —       |

| Line                                   | Med Link Info                        | Comment |
|--|--------------------------------------|---------|
| Peripheral IV 08/28/19 20 G Right Hand | 08/28/19 0833 by Lisa M Olivarez, RN | —       |

| Timestamps   | Action | Dose   | Route       | Other Information                 |
|--|--------|--------|-------------|-----------------------------------|
| Performed 08/28/19 0833<br>Documented: 08/28/19 0840 | Given  | 400 mg | Intravenous | Performed by: Lisa M Olivarez, RN |

**lidocaine (XYLOCAINE) local injection 2 % [838765517]**

Ordering Provider: Michael D Bryant, MD

Status: Completed (Past End Date/Time)

Ordered On: 08/28/19 0852

Frequency: Once as needed

| Timestamps   | Action | Dose  | Route | Other Information  |
|--|--------|-------|-------|--|
| Performed 08/28/19 0852<br>Documented: 08/28/19 0852 | Given  | 10 mL | Other | Performed by: Michael D Bryant, MD<br>Documented by: Lisa M Olivarez, RN |



WS Kennestone Urology  
Procedure at Tower Road  
300 Tower Road  
STE 150  
MARIETTA GA 30060-9404  
Inpatient Record

Maurice, Eugene George  
MRN: 561253820, DOB: 1/2/1949, Sex: M  
Adm: 8/28/2019, D/C: 9/4/2019

**Medications (continued)**

**Patient Education**

**Education**

**Title: Acute MI (MCB) (Resolved)**

**Topic: Psycho/Social/Spiritual Support (Resolved)**

**Point: Coping Mechanisms (Resolved)**

Description:

Help patient identify healthy coping mechanisms. Refer to Social Service, Case Management, or Spiritual Care, if needed.

Learner Not documented in this visit.

Progress:

**Point: Support Systems (Resolved)**

Description:

Help patient identify available support systems. Refer to Social Service, Case Management, or Spiritual Care, if needed.

Learner Not documented in this visit.

Progress:

**Point: Spiritual/Emotional Needs (Resolved)**

Description:

Offer resources to meet spiritual/emotional needs. Refer to Spiritual Care, if needed.

Learner Not documented in this visit.

Progress:

**Point: Anxiety Reduction (Resolved)**

Description:

Explain the definition of anxiety, signs and symptoms, and examples of ways to reduce anxiety. Inform patient that Spiritual Care and Social Services are available.

Learner Not documented in this visit.

Progress:

**Topic: Prevention (MCB) (Resolved)**

**Point: When to Call the Doctor (Resolved)**

Description:

Educate patient/family/caregiver on when to call the doctor.

Learner Not documented in this visit.

Progress:

**Point: Protect Others from Infection (Resolved)**

Description:

Educate patient/family/caregiver on respiratory hygiene and cough etiquette. To protect from further infection and to protect others from getting an infection, patient should cover nose and mouth with tissues when coughing. Encourage patient to place used tissues in a plastic bag that will not allow secretions to soak through. Patient should always wash his/her hands after using or handling used tissues.

Learner Not documented in this visit.

Progress:

**Point: Protect Yourself from Further Infection (MCB) (Resolved)**

Description:

Educate patient/family/caregiver that because patient is in a weakened condition he/she needs to avoid others who are sick as to not acquire another illness. Family/caregiver should wear gloves, gown and face shield/eye protection.

Patient Friendly Description:

Information on Flu.

Information on Pneumonia and Pneumococcal Vaccination.



WS Kennestone Urology  
Procedure at Tower Road  
300 Tower Road  
STE 150  
MARIETTA GA 30060-9404  
Inpatient Record

Maurice, Eugene George  
MRN: 561253820, DOB: 1/2/1949, Sex: M  
Adm: 8/28/2019, D/C: 9/4/2019

---

**Patient Education (continued)**

---

**Education (continued)**

---

Learner Not documented in this visit.  
Progress:

**Point: Demonstrate Handwashing (MCB) (Resolved)**

---

Description:

Educate patient/family/caregiver on how to perform proper hand hygiene. Explain that hand washing is the single most important step in preventing the spread of germs. Have the patient/family/caregiver demonstrate proper hand washing technique using soap, water, friction, clean nails under running water, and dry hands on clean towel without touching dirty surfaces.

Patient Friendly Description:

This will explain the importance of washing and cleansing your hands to prevent infection.

Learner Not documented in this visit.  
Progress:

**Topic: Self Care (MCB) (Resolved)**

---

**Point: General Self Care (Resolved)**

---

Description:

Instruct patient on self care needs. These may include: hygiene, how to take a blood pressure, how to change a dressing, etc.

Learner Not documented in this visit.  
Progress:

**Point: Demonstrate Handwashing (MCB) (Resolved)**

---

Description:

Educate patient/family/caregiver on how to perform proper hand hygiene. Explain that hand washing is the single most important step in preventing the spread of germs. Have the patient/family/caregiver demonstrate proper hand washing technique using soap, water, friction, clean nails under running water, and dry hands on clean towel without touching dirty surfaces.

Patient Friendly Description:

This will explain the importance of washing and cleansing your hands to prevent infection.

Learner Not documented in this visit.  
Progress:

**Topic: Pain Management (Resolved)**

---

**Point: Pain Medication Actions & Side Effects (Resolved)**

---

Description:

Provide medication specific handouts when available.

Learner Not documented in this visit.  
Progress:

**Point: Discuss Significance of VAS Scores (Resolved)**

---

Description:

Refer to rating score of 0-10.

Learner Not documented in this visit.  
Progress:

**Point: Discuss the Use of Pain Control Measures Before Pain Becomes Severe (MCB) (Resolved)**

---

Description:

Take time to reiterate to patient that he/she should always let staff know if he/she is having difficulty breathing, pain or any discomfort at any time before pain becomes severe.

Patient Friendly Description:

Please inform staff that if you are having any difficulty breathing, pain or any discomfort at any time before the pain gets severe.

Please read over the items and let anyone on your Care Team know there are any questions about the material by marking below that "I HAVE QUESTIONS".



WS Kennestone Urology  
Procedure at Tower Road  
300 Tower Road  
STE 150  
MARIETTA GA 30060-9404  
Inpatient Record

Maurice, Eugene George  
MRN: 561253820, DOB: 1/2/1949, Sex: M  
Adm: 8/28/2019, D/C: 9/4/2019

---

### Patient Education (continued)

---

#### Education (continued)

---

If once you have received the items and understand the material you can mark this as "I understand".

Learner Not documented in this visit.

Progress:

#### Point: Non-Pharmacological Comfort Measures (Resolved)

---

Description:

Explain there are other ways of controlling pain than medication. The following are suggestions: position change, aromatherapy, deep slow breathing, distraction, quiet environment, imagery, heat therapy and/or cold therapy, laughter, massage, music, physical therapy, and touch therapy.

Learner Not documented in this visit.

Progress:

#### Point: Patient Controlled Analgesia (Resolved)

---

Description:

Give the patient written information on Patient Controlled Analgesia. Explain how the pump works. Demonstrate pushing the button to give pain medicine to the patient. Caution the patient and other family/visitors that only the patient should press the PCA button for pain relief to decrease the chance of getting too much pain medicine.

Learner Not documented in this visit.

Progress:

#### Point: Epidural Information (Resolved)

---

Description:

Give the patient written information on Epidural Analgesia. Explain why an epidural is used, how the epidural is placed and how the medication is given. If the epidural is PCA, demonstrate pushing the button to give pain medicine to the patient. Caution the patient and other family/visitors that only the patient should press the button for pain relief to decrease the chance of getting too much pain medicine.

Learner Not documented in this visit.

Progress:

#### Topic: Signs and Symptoms - Acute MI (Resolved)

---

##### Point: Recognizing a Heart Attack (MCB) (Resolved)

---

Description:

Be sure patient reviews video on Coronary Artery Disease

Patient Friendly Description:

Please watch the video and/or read over the documented material and let anyone on your Care Team know if there are any questions by marking below.

If after watching the video and/or reading the material you have questions, please mark below I have question to let the staff know you have additional questions about a topic and they will be in to discuss your questions.

This will inform you of what to expect if you are diagnosed with a Heart Attack.

Learner Not documented in this visit.

Progress:

##### Point: Risk Factors (Resolved)

---

Description:

Educate the patient/family/caregiver on coronary risk factors. Explain the controllable and non-controllable risk factors to Coronary Artery Disease. Review how to control coronary artery disease by altering the controllable risk factors. Some examples include: controlling blood pressure, reducing fat and cholesterol in the diet, stopping smoking, exercising regularly, maintaining ideal body weight, dealing with stress in an appropriate manner, drinking alcohol and coffee in moderation and controlling blood sugar levels (if applicable).

Learner Not documented in this visit.

Progress:

#### Topic: Acute MI (MCB) (Resolved)

---

##### Point: Emergency Plan for Heart Attack Symptoms (Resolved)

---

Description:

Educate the patient/family/caregiver on how to get help immediately if heart attack symptoms occur. The patient should call 911 or the Emergency Medical Service number. Reinforce that the patient should not delay in obtaining help.





WS Kennestone Urology  
Procedure at Tower Road  
300 Tower Road  
STE 150  
MARIETTA GA 30060-9404  
Inpatient Record

Maurice, Eugene George  
MRN: 561253820, DOB: 1/2/1949, Sex: M  
Adm: 8/28/2019, D/C: 9/4/2019

---

**Patient Education (continued)**

---

**Education (continued)**

---

Learner Not documented in this visit.  
Progress:

**Point: Home Activity (Resolved)**

---

Description:  
Educate the patient/family/caregiver on home activity guidelines that apply after having had a recent heart attack. Do things in moderation, rest about 30 minutes after eating, pace activities, allow for 7-8 hours of sleep at night, start with short walks 3-5 times a day. Consult with Cardiac Rehab staff, if applicable.

Learner Not documented in this visit.  
Progress:

**Point: Limitations to Activity (Resolved)**

---

Description:  
Educate the patient/family/caregiver regarding the following limitations to activity for 4-6 weeks after discharge. No lifting over 10 pounds (weight of a milk jug), no pushing or pulling motions with the arms (sweeping, vacuuming or raking), no driving (may be changed after talking to the doctor), no bathing in very hot or very cold water.

Learner Not documented in this visit.  
Progress:

**Point: Sexual Activity (Resolved)**

---

Description:  
Educate the patient/family/caregiver on the following: Wait 4 weeks before resuming sexual activity. If the patient can climb 2 flights of steps, he/she can assume it is ok to resume sexual activity. Choose a comfortable position. Wait at least 1 hour after a meal. If sex brings on angina, stop and rest. Discuss chest pain during sex with the physician. Some medications can affect sexual desire. If this is the case, talk with the physician.

Learner Not documented in this visit.  
Progress:

**Point: Influenza Vaccine (Resolved)**

---

Description:  
Educate the patient/family/caregiver on obtaining a yearly influenza vaccine.

Learner Not documented in this visit.  
Progress:

**Point: Smoking Cessation (Resolved)**

---

Description:  
Educate the patient/family/caregiver on smoking cessation and smoking cessation programs offered in the community. Explain effects smoking and second hand smoke have on the body. Encourage the patient to ask people that smoke around him/her to smoke outside or in another room. Refer patient to Cardiopulmonary Rehabilitation, if applicable.

Learner Not documented in this visit.  
Progress:

**Title: Diabetes (MCB) (Not Started)**

---

**Topic: Psycho/Social/Spiritual Support (Not Started)**

---

**Point: Stress Management and Support Systems (Not Started)**

---

Description:  
Explain the importance of stress management and support systems in diabetes management. Refer to WellStar diabetes support groups, social services, case management or spiritual care, if needed.

Learner Not documented in this visit.  
Progress:

**Point: Anxiety Reduction (Not Started)**

---



WS Kennestone Urology  
Procedure at Tower Road  
300 Tower Road  
STE 150  
MARIETTA GA 30060-9404  
Inpatient Record

Maurice, Eugene George  
MRN: 561253820, DOB: 1/2/1949, Sex: M  
Adm: 8/28/2019, D/C: 9/4/2019

---

**Patient Education (continued)**

---

**Education (continued)**

---

Description:

Explain the definition of anxiety, signs and symptoms, and examples of ways to reduce anxiety. Inform patient that Spiritual Care and Social Services are available.

Learner Not documented in this visit.

Progress:

**Topic: Treatments/Procedures (MCB) (Not Started)**

---

**Point: Introduction to Diabetes (MCB) (Not Started)**

---

Description:

Give patient/family/caregiver written information on diabetes. Explain the definition of the type of diabetes with which the patient was diagnosed, how diabetes works in the body, risk factors, signs and symptoms, and if newly diagnosed, diagnostic criteria. Encourage viewing of diabetes on-demand videos when applicable. Refer to inpatient diabetes educator when applicable.

Patient Friendly Description:

You will receive a booklet entitled Diabetes survival skills. There are also two links to documents about Diabetes for you to read over noted below.

Please read over the items and let anyone on your Care Team know there are any questions about the material by marking below that "I HAVE QUESTIONS".

If once you have received the items and understand the material you can mark this as "I understand".

Learner Not documented in this visit.

Progress:

**Point: Diabetes Type II management (MCB) (Not Started)**

---

Description:

Patient will watch a video that will discuss information on what to expect if they have Diabetes type II.

Patient Friendly Description:

This will inform you of what to expect if you have Diabetes type II.

Learner Not documented in this visit.

Progress:

**Point: Diabetic long term complications (MCB) (Not Started)**

---

Description:

Patient will have information from Krames on the long term complications of Diabetes Type II.

Patient Friendly Description:

Some information on the long term complications of Diabetes Type II.

Learner Not documented in this visit.

Progress:

**Topic: Medications (MCB) (Not Started)**

---

**Point: Insulin (MCB) (Not Started)**

---

Description:

Educate patient/family/caregiver on the insulin prescribed. Explain how insulin works in the body. Explain the action of insulin, reason for taking, side effects, signs of allergic reaction and when physician should be called. Reinforce that insulin should be taken exactly as the physician has prescribed. Explain the proper storage of insulin, that extreme temperatures can damage insulin and never take insulin that has expired. Explain that the patient's primary care physician may change the dosage depending on the results of blood glucose tests and/or A1C level.

Patient Friendly Description:

This will inform you of why you are prescribed insulin if you have Diabetes Type II.

Learner Not documented in this visit.

Progress:

**Point: Hypoglycemic Agents (Not Started)**

---

Description:

Educate patient/family/caregiver on the oral and/or injectable hypoglycemic(s) prescribed. Explain the action of medication, reason for taking, side effects, signs of allergic reaction, as well as when the physician should be called. Reinforce that this medication(s) should be taken exactly as the physician has prescribed.



WS Kennestone Urology  
Procedure at Tower Road  
300 Tower Road  
STE 150  
MARIETTA GA 30060-9404  
Inpatient Record

Maurice, Eugene George  
MRN: 561253820, DOB: 1/2/1949, Sex: M  
Adm: 8/28/2019, D/C: 9/4/2019

---

**Patient Education (continued)**

---

**Education (continued)**

---

Learner Not documented in this visit.  
Progress:

**Point: Giving Insulin Injection (Not Started)**

---

Description:  
Explain and demonstrate how the injection is given. Allow enough time for the patient/family/caregiver to practice. Have the patient return-demonstrate the technique using normal saline (vial and syringe only unless sterile demonstration pen is also available). Teach the patient how to choose and rotate injection sites. Instruct patient on safe disposal of used needles and syringes.

Learner Not documented in this visit.  
Progress:

**Point: Drawing up Insulin (Not Started)**

---

Description:  
Instruct patient/family/caregiver to wash hands before drawing up insulin. Demonstrate and have the patient return-demonstrate drawing up the correct amount of insulin prescribed. If the patient is going to use an insulin pen, demonstrate use and have the patient return-demonstrate. If the patient is going to mix different types of insulin, demonstrate and have the patient return-demonstrate the correct way to draw up and mix the insulin.

Learner Not documented in this visit.  
Progress:

**Topic: Self Care (MCB) (Not Started)**

---

**Point: Exercise (Not Started)**

---

Description:  
Encourage patient/family/caregiver to discuss activity limitations, if any, with physician before starting an exercise routine. Stress the importance of regular exercise and activity to control blood sugar levels and weight. Instruct the patient to carry single carbohydrates while exercising in case of hypoglycemic reaction. Explain that both concentrated physical activity (such as walking, swimming, running, cycling, strength training) and being more active through the entire day are equally important to blood sugar control and weight management.

Learner Not documented in this visit.  
Progress:

**Point: Blood Glucose Monitoring (MCB) (Not Started)**

---

Description:  
Instruct patient/family/caregiver to wash hands before checking blood glucose. Explain and, if possible to use a complementary glucometer, demonstrate how to check and record blood sugars. Instruct the patient to check blood sugars as frequently as ordered by the physician. Explain that stress or illness will increase blood sugar, making it necessary to check blood sugars more often than usual. Instruct patient on blood glucose target ranges and A1C target range. Discuss care of the meter and supplies, including how to obtain supplies. If using a complementary glucometer, have the patient return-demonstrate checking the blood sugar. Instruct the patient on safe disposal of lancets. Refer to inpatient diabetes educator if applicable.

Patient Friendly Description:  
Why is it important to check my blood sugar?

Learner Not documented in this visit.  
Progress:

**Point: Diabetic Foot Care (MCB) (Not Started)**

---

Description:  
Explain importance of foot care. Patient should have feet examined by a health care provider at least twice a year. Persons with foot problems should have feet examined at every visit. Explain daily foot care. Review importance of wearing well-fitting shoes and stockings/socks. Reinforce the importance of wearing shoes, even indoors, to prevent injury.

Patient Friendly Description:  
This will inform you of why you should check your feet if you have diabetes.

Learner Not documented in this visit.  
Progress:

**Point: Diabetes Identification Jewelry (Not Started)**

---

Description:  
Encourage the patient to wear a piece of jewelry that identifies patient as a person with diabetes. This will inform medical personnel that patient has diabetes if unable to communicate.



WS Kennestone Urology  
Procedure at Tower Road  
300 Tower Road  
STE 150  
MARIETTA GA 30060-9404  
Inpatient Record

Maurice, Eugene George  
MRN: 561253820, DOB: 1/2/1949, Sex: M  
Adm: 8/28/2019, D/C: 9/4/2019

---

**Patient Education (continued)**

---

**Education (continued)**

---

Learner Not documented in this visit.  
Progress:

**Topic: Prevention/Discharge (Not Started)**

---

**Point: Signs and Symptoms of Hypoglycemia (Not Started)**

---

Description:  
Define and explain causes of hypoglycemia. Discuss signs and symptoms.

Learner Not documented in this visit.  
Progress:

**Point: Treatment of Hypoglycemia (Not Started)**

---

Description:  
Instruct the patient on how to treat low blood sugar using the Rule of 15. Encourage patient to carry a blood sugar treatment at all time.

Learner Not documented in this visit.  
Progress:

**Point: When to Call the Doctor (Not Started)**

---

Description:  
Instruct the patient/family/caregiver to call their health care provider if there are symptoms of hypo- or hyperglycemia or if blood sugars are trending high or low and are not controlled by simple measures.

Learner Not documented in this visit.  
Progress:

**Point: Signs and Symptoms of Hyperglycemia (Not Started)**

---

Description:  
Define and explain causes of hyperglycemia. Discuss signs and symptoms (mild, moderate, severe, and ketoacidosis).

Learner Not documented in this visit.  
Progress:

**Point: Prevention of Hyperglycemia (Not Started)**

---

Description:  
Encourage patient/family/caregiver to follow healthcare providers' instructions for diet, activity and medications. Explain the importance of good diabetes management and learning to detect and treat hyperglycemia early before it worsens. Refer to registered dietitian, when applicable, for meal planning assistance.

Learner Not documented in this visit.  
Progress:

**Point: Prevention of Hypoglycemia (Not Started)**

---

Description:  
Encourage patient/family/caregiver to follow healthcare providers' instructions for diet, activity and medications. Explain the importance of good diabetes management and learning to detect and treat hypoglycemia early before it worsens.

Learner Not documented in this visit.  
Progress:

**Point: WellStar Outpatient Diabetes Education (Not Started)**

---

Description:  
Provide information on WellStar Outpatient Diabetes Education when applicable. Information includes a list of classes offered and how to register.

Learner Not documented in this visit.  
Progress:

**Point: Follow-up Appointments (Not Started)**

---





WS Kennestone Urology  
Procedure at Tower Road  
300 Tower Road  
STE 150  
MARIETTA GA 30060-9404  
Inpatient Record

Maurice, Eugene George  
MRN: 561253820, DOB: 1/2/1949, Sex: M  
Adm: 8/28/2019, D/C: 9/4/2019

---

**Patient Education (continued)**

---

**Education (continued)**

---

Description:

Give the patient/family written information on when to make follow-up appointments. Reinforce importance of making and keeping the appointments. If appointments were made during the visit, give the patient a written reminder of the time and location.

Learner Not documented in this visit.

Progress:

**Topic: Diabetic Diet (MCB) (Not Started)**

---

**Point: Meal Planning and Portion Sizes (MCB) (Not Started)**

---

Description:

The patient will view documents in Krames talking about meal planning as well learning about serving and portion sizes.

Patient Friendly Description:

This will inform you of ways to stay on track with your diet.

Learner Not documented in this visit.

Progress:

**Point: Eating well with Diabetes (MCB) (Not Started)**

---

Description:

Patient will watch a video on healthy eating for people with DM.

Patient Friendly Description:

Healthy eating for people with Diabetes.

Learner Not documented in this visit.

Progress:

**Point: Carbohydrate Counting (MCB) (Not Started)**

---

Description:

Patient will read Krames documents on healthy meals and meal planning for Diabetes.

Patient Friendly Description:

Learn about counting your carbohydrates.

Learner Not documented in this visit.

Progress:

**Topic: Survival Skills (Not Started)**

---

**Point: Review Diagnosis (Not Started)**

---

Description:

Review the diabetes diagnosis, specific to patient's diabetes type.

Diabetes Survival Skills Booklet provided.

Patient Friendly Description:

.

Learner Not documented in this visit.

Progress:

**Point: Nutrition (Not Started)**

---

Description:

Importance of consistent nutrition habits.

Learner Not documented in this visit.

Progress:

**Point: Appointments (Not Started)**

---

Description:

Importance of follow up appointment with the health care provider who will provide diabetes care after discharge.

Learner Not documented in this visit.

Progress:



WS Kennestone Urology  
Procedure at Tower Road  
300 Tower Road  
STE 150  
MARIETTA GA 30060-9404  
Inpatient Record

Maurice, Eugene George  
MRN: 561253820, DOB: 1/2/1949, Sex: M  
Adm: 8/28/2019, D/C: 9/4/2019

---

**Patient Education (continued)**

---

**Education (continued)**

---

**Point: Sick Day (Not Started)**

---

Description:  
Sick day management

Learner Not documented in this visit.  
Progress:

**Point: Insulin Administration (if applicable) (Not Started)**

---

Description:  
Insulin administration and proper use and disposal of needles and syringes. How to schedule outpatient diabetes education. Review self-monitoring of blood glucose and home blood glucose goals.

Learner Not documented in this visit.  
Progress:

**Point: Hyperglycemia (Not Started)**

---

Description:  
Definition, recognition, treatment and prevention of hyperglycemia.

Learner Not documented in this visit.  
Progress:

**Point: Hypoglycemia (Not Started)**

---

Description:  
Definition, recognition, treatment and prevention of hypoglycemia.

Learner Not documented in this visit.  
Progress:

**Point: Glucose Lowering Medications (Not Started)**

---

Description:  
When and how to take blood glucose-lowering medications.

Learner Not documented in this visit.  
Progress:

**Topic: Diabetes Zones for Management (Not Started)**

---

**Point: Diabetes Zones for Management reviewed (Not Started)**

---

Description:  
Diabetes Zones for Management reviewed.

Learner Not documented in this visit.  
Progress:

**Point: Diabetes Zones for Management handout provided (Not Started)**

---

Description:  
Diabetes Zones for Management handout provided.

Learner Not documented in this visit.  
Progress:

**Title: WS Cardiac Rehab (Resolved)**

---

**Topic: PCI (Resolved)**

---

**Point: Books/Educational Material (Resolved)**

---

Description:  
Current standardized written information provided specific to diagnosis, recovery, disease progression and prevention.



WS Kennestone Urology  
Procedure at Tower Road  
300 Tower Road  
STE 150  
MARIETTA GA 30060-9404  
Inpatient Record

Maurice, Eugene George  
MRN: 561253820, DOB: 1/2/1949, Sex: M  
Adm: 8/28/2019, D/C: 9/4/2019

**Patient Education (continued)**

**Education (continued)**

Learner Not documented in this visit.  
Progress:

**Point: Exercise (Resolved)**

Description:  
Information regarding the benefits of exercise provided. Exercise guidelines provided for initial recovery from acute heart event and long term goals of exercise.

Learner Not documented in this visit.  
Progress:

**Point: Medications (Resolved)**

Description:  
Medication compliance encouraged. Organization tools discussed and medication information and resources provided.

Learner Not documented in this visit.  
Progress:

**Point: Risk Factors (Resolved)**

Description:  
Written and verbal information provided on modifiable and non-modifiable factors associated with increased risk of heart disease and stroke.

Learner Not documented in this visit.  
Progress:

**Point: Activity guidelines (Resolved)**

Description:  
Appropriate activity and/or limitations for diagnosis specific recovery provided.

Learner Not documented in this visit.  
Progress:

**Point: Signs/symptoms/activate EMS (Resolved)**

Description:  
Information provided on the signs and symptoms which commonly occur with a heart attack or stroke. Emphasis placed on appropriate activation of EMS with recognition of signs and symptoms.

Learner Not documented in this visit.  
Progress:

**Point: Cardiac Rehab participation/location options (Resolved)**

Description:  
Cardiac rehabilitation benefits highlighted and participation encouraged.

Learner Not documented in this visit.  
Progress:

**Point: Cardiac Diet/low fat/low sodium (Resolved)**

Description:  
American Heart Association guidelines provided for a reduced fat and reduced sodium diet.

Learner Not documented in this visit.  
Progress:

**Point: Endocarditis education/card (Resolved)**

Description:  
Written and verbal instruction provided on endocarditis prevention. Temporary Valve card provided.

Learner Not documented in this visit.  
Progress:



WS Kennestone Urology  
Procedure at Tower Road  
300 Tower Road  
STE 150  
MARIETTA GA 30060-9404  
Inpatient Record

Maurice, Eugene George  
MRN: 561253820, DOB: 1/2/1949, Sex: M  
Adm: 8/28/2019, D/C: 9/4/2019

---

**Patient Education (continued)**

---

**Education (continued)**

---

**Point: Outpatient education classes/Heart Smart/Device Advice/Heart of the Matter (Resolved)**

---

Description:

Description and registration details of outpatient education classes provided. Participation encouraged.

Learner Not documented in this visit.

Progress:

**Title: Cardiac Arrhythmia (MCB) (Not Started)**

---

**Topic: Treatment for Atrial Fibrillation/Atrial Flutter (MCB) (Not Started)**

---

**Point: Chemical cardioversion (MCB) (Not Started)**

---

Description:

Provide written education on why and how a chemical cardioversion is done. As well as associated risks.

Patient Friendly Description:

Why and how a chemical cardioversion is done and associated risks.

Learner Not documented in this visit.

Progress:

**Point: Electrical cardioversion (MCB) (Not Started)**

---

Description:

Provide written education on why and how an electrical cardioversion is done. As well as associated risks.

Patient Friendly Description:

Why and how a electrical cardioversion is done and associated risks.

Learner Not documented in this visit.

Progress:

**Point: Ablation (MCB) (Not Started)**

---

Description:

Provide written education on the catheter ablation procedure and discharge instructions.

Patient Friendly Description:

How an ablation is done, and what to do after the procedure.

Learner Not documented in this visit.

Progress:

**Topic: Prevention/Discharge (MCB) (Not Started)**

---

**Point: Anticoagulation (MCB) (Not Started)**

---

Description:

Provide written education on anticoagulation use including contraindications, side effects, interactions, and medication safety.

Patient Friendly Description:

Information on taking blood thinners safely.

Learner Not documented in this visit.

Progress:

**Point: Discharge with A Fib/Flutter (MCB) (Not Started)**

---

Description:

Provide written education on treatment options, home care, and follow up care for discharging with atrial fibrillation.

Patient Friendly Description:

Information on treatment options, home care, and when to call your healthcare provider after going home with atrial fibrillation/flutter.

Learner Not documented in this visit.

Progress:

**Point: Atrial fib/flutter: stroke prevention (MCB) (Not Started)**

---





WS Kennestone Urology  
Procedure at Tower Road  
300 Tower Road  
STE 150  
MARIETTA GA 30060-9404  
Inpatient Record

Maurice, Eugene George  
MRN: 561253820, DOB: 1/2/1949, Sex: M  
Adm: 8/28/2019, D/C: 9/4/2019

**Patient Education (continued)**

**Education (continued)**

Description:  
"Provide written education on risk factors, medication, and prevention of A. Fib.  
Hyperlink education materials provided to patient/family/caregiver."

Patient Friendly Description:  
Preventing stroke caused by A. Fib.  
Learner Not documented in this visit.  
Progress:

**Topic: What is atrial fibrillation/flutter (MCB) (Not Started)**

**Point: You have atrial fibrillation (MCB) (Not Started)**

Description:  
Provide video education on the signs/symptoms of A. Fib, causes, medication(s), risk factors, prevention, and treatment.

Patient Friendly Description:  
What to expect if you are diagnosed with A. Fib: causes, symptoms, and treatment.  
Learner Not documented in this visit.  
Progress:

**Point: You have Atrial Flutter (MCB) (Not Started)**

Description:  
Provide written education on the signs/symptoms of A. Flutter, causes, medication(s), risk factors, prevention, and treatment.

Patient Friendly Description:  
What to expect if you are diagnosed with A. Flutter: causes, symptoms, and treatment  
Learner Not documented in this visit.  
Progress:

**Title: MyChart Bedside Teaching completed (Not Started)**

**Points For This Title**

**Point: All MCB content reviewed with patient and teachback completed. The patient verbalized understanding. (Not Started)**

Description:  
Go over all the Education for the patient in the Education activity. The Education that was provided to the patient via MCB was included as well as education that was noted within the Education activity as Education that was beneficial to the patient during this hospital stay.

Learner Not documented in this visit.  
Progress:

**Title: Cardiac Surgery (Resolved)**

**Topic: PCI (Resolved)**

**Additional Points For This Title**

**Point: ACTIVITY (Resolved)**

Learner Not documented in this visit.  
Progress:

**Point: SIGNS AND SYMPTOMS/ACTIVATE EMS (Resolved)**

Learner Not documented in this visit.  
Progress:

**Point: BOOKS/EDUCATION MATERIAL (Resolved)**

Learner Not documented in this visit.  
Progress:



WS Kennestone Urology  
Procedure at Tower Road  
300 Tower Road  
STE 150  
MARIETTA GA 30060-9404  
Inpatient Record

Maurice, Eugene George  
MRN: 561253820, DOB: 1/2/1949, Sex: M  
Adm: 8/28/2019, D/C: 9/4/2019

**Patient Education (continued)**

**Education (continued)**

**Point: CARDIAC REHAB (Resolved)**

Learner Not documented in this visit.  
Progress:

**Point: DIET (Resolved)**

Learner Not documented in this visit.  
Progress:

**Point: EXERCISE (Resolved)**

Learner Not documented in this visit.  
Progress:

**Point: Medications (Resolved)**

Learner Not documented in this visit.  
Progress:

**Point: POST OP CARE (Resolved)**

Learner Not documented in this visit.  
Progress:

**Point: RISK FACTORS (Resolved)**

Learner Not documented in this visit.  
Progress:

**Title: Coronary Artery Disease (MCB) (Not Started)**

**Topic: WS Cardiac Rehabilitation for Arrhythmia (MCB)--This is CAD and AMI Cardiac Rehab Program Information for the Patient (Not Started)**

**Point: Exercise for a Healthier Heart (MCB) (Not Started)**

Description:  
Explain how exercising regularly offers many health rewards. Provide exercise tips to beginning a new exercise routine; Set Small goals and aim for 150 minutes a week.

Patient Friendly Description:  
This provides healthy heart tips on why exercise is important.

Learner Not documented in this visit.  
Progress:

**Point: WellStar Cardiac Rehabilitation Program (MCB) (Not Started)**

Description:  
At WellStar, our cardiac rehab patients are individually assessed to review medical history, evaluate risk factors, analyze functional abilities and set goals. Ongoing assessments are conducted to ensure patients are making progress toward their goals, educational needs are being met, and any problems or concerns are being addressed with the referring physician.

Patient Friendly Description:  
This will help you better understand Cardiac Rehabilitation. At WellStar, our cardiac rehab programs provide education, supervised exercise, lifestyle modification and emotional support to help patients increase physical fitness, reduce cardiac symptoms and improve health and wellbeing.

Learner Not documented in this visit.  
Progress:

**Point: Cardiac Rehabilitation: Emotional Issue (MCB) (Not Started)**

Description:  
Explain how having heart disease can be stressful. Encourage patient not to ignore feelings of sadness, worry, and depression. Patient should know when to ask for help and/or support.

Patient Friendly Description:  
This will explain some emotional feelings related to heart disease.

Learner Not documented in this visit.  
Progress:



WS Kennestone Urology  
Procedure at Tower Road  
300 Tower Road  
STE 150  
MARIETTA GA 30060-9404  
Inpatient Record

Maurice, Eugene George  
MRN: 561253820, DOB: 1/2/1949, Sex: M  
Adm: 8/28/2019, D/C: 9/4/2019

---

**Patient Education (continued)**

---

**Education (continued)**

---

**Topic: Heart Healthy Diet- DASH Diet (MCB) (Not Started)**

---

**Point: Eating Heart Healthy Food: Using DASH Plan (MCB) (Not Started)**

---

Description:

Review diet information and explain that eating a low salt, low fat and low cholesterol diet with plenty of fruits and vegetables can reduce risk of complications from CAD.

Patient Friendly Description:

This will help you follow a healthy eating plan that can reduce your risk of complications associated with Coronary Artery Disease.

Please watch video/read over the material and let anyone on your Care Team know if there are any questions by marking below.

If you understand all material, mark I understand below.

Learner Not documented in this visit.

Progress:

**Topic: Questions your patient may have for you (MCB) (Not Started)**

---

**Point: Questions your patient may have about the AMI (MCB) (Not Started)**

---

Description:

This is information about diet, exercise and medications for patients and it encourages them to ask staff questions.

Patient Friendly Description:

After reading this, you can write down any questions that you have for staff under the Notes section as a reference.

Learner Not documented in this visit.

Progress:

**Topic: Coronary Artery Disease (MCB) (Not Started)**

---

**Point: Recognizing signs and symptoms of Heart Disease (MCB) (Not Started)**

---

Description:

Provide written education on the signs/symptoms of CAD, causes, medication(s), risk factors, prevention and treatment.

Patient Friendly Description:

This will explain some of the causes of Coronary Artery Disease.

Learner Not documented in this visit.

Progress:

**Point: Understanding Coronary Artery Disease (MCB) (Not Started)**

---

Description:

Give patient written information on CAD. Explain the definition of CAD, causes, signs and symptoms.

Patient Friendly Description:

This will inform you of what to expect if you are diagnosed with Coronary Artery Disease (CAD).

Please watch video/read over the material and let anyone on your Care Team know if there are any questions by marking below.

If you understand all material, mark I understand below.

Learner Not documented in this visit.

Progress:

**Topic: Risk factors for Heart Disease (MCB) (Not Started)**

---

**Point: Tobacco/Smoking Cessation (MCB) (Not Started)**

---

Description:

Give patient written information on Quitting Smoking

Educate the patient/family/caregiver on smoking cessation and smoking cessation programs offered in the community. Explain effects smoking and second hand smoke have on the body. Encourage the patient to ask people that smoke around him/her to smoke outside or in another room. Refer patient to Cardiopulmonary Rehabilitation, if applicable.



WS Kennestone Urology  
Procedure at Tower Road  
300 Tower Road  
STE 150  
MARIETTA GA 30060-9404  
Inpatient Record

Maurice, Eugene George  
MRN: 561253820, DOB: 1/2/1949, Sex: M  
Adm: 8/28/2019, D/C: 9/4/2019

**Patient Education (continued)**

**Education (continued)**

Patient Friendly Description:  
This will give you some getting started tips to kick the smoking habit.

This will help you plan how to quit the smoking habit.

Learner Not documented in this visit.

Progress:

**Title: First-Dose Education (Not Started)**

**Points For This Title**

**Point: hydralazine HCl (Not Started)**

Description:  
Instruct learners on name and purpose of medications and possible side effects. If appropriate, include food/drug interactions, reporting of efficacy, and symptoms to report.

Learner Not documented in this visit.

Progress:

**Point: iohexol (Not Started)**

Description:  
Instruct learners on name and purpose of medications and possible side effects. If appropriate, include food/drug interactions, reporting of efficacy, and symptoms to report.

Learner Not documented in this visit.

Progress:

**Point: nitroglycerin (Not Started)**

Description:  
Instruct learners on name and purpose of medications and possible side effects. If appropriate, include food/drug interactions, reporting of efficacy, and symptoms to report.

Learner Not documented in this visit.

Progress:

**Point: Ringer's solution, lactated (Not Started)**

Description:  
Instruct learners on name and purpose of medications and possible side effects. If appropriate, include food/drug interactions, reporting of efficacy, and symptoms to report.

Learner Not documented in this visit.

Progress:

**Point: dextrose (Not Started)**

Description:  
Instruct learners on name and purpose of medications and possible side effects. If appropriate, include food/drug interactions, reporting of efficacy, and symptoms to report.

Learner Not documented in this visit.

Progress:

**Point: dextrose 50 % in water (Not Started)**

Description:  
Instruct learners on name and purpose of medications and possible side effects. If appropriate, include food/drug interactions, reporting of efficacy, and symptoms to report.

Learner Not documented in this visit.

Progress:

**Point: calcium carbonate (Not Started)**





WS Kennestone Urology  
Procedure at Tower Road  
300 Tower Road  
STE 150  
MARIETTA GA 30060-9404  
Inpatient Record

Maurice, Eugene George  
MRN: 561253820, DOB: 1/2/1949, Sex: M  
Adm: 8/28/2019, D/C: 9/4/2019

**Patient Education (continued)**

**Education (continued)**

Description:

Instruct learners on name and purpose of medications and possible side effects. If appropriate, include food/drug interactions, reporting of efficacy, and symptoms to report.

Learner Not documented in this visit.

Progress:

**Point: morphine sulfate (Not Started)**

Description:

Instruct learners on name and purpose of medications and possible side effects. If appropriate, include food/drug interactions, reporting of efficacy, and symptoms to report.

Learner Not documented in this visit.

Progress:

**Point: hydrocodone/acetaminophen (Not Started)**

Description:

Instruct learners on name and purpose of medications and possible side effects. If appropriate, include food/drug interactions, reporting of efficacy, and symptoms to report.

Learner Not documented in this visit.

Progress:

**Point: aspirin (Resolved)**

Description:

Instruct learners on name and purpose of medications and possible side effects. If appropriate, include food/drug interactions, reporting of efficacy, and symptoms to report.

Learner Not documented in this visit.

Progress:

**Point: acetaminophen (Not Started)**

Description:

Instruct learners on name and purpose of medications and possible side effects. If appropriate, include food/drug interactions, reporting of efficacy, and symptoms to report.

Learner Not documented in this visit.

Progress:

**Point: atropine sulfate (Resolved)**

Description:

Instruct learners on name and purpose of medications and possible side effects. If appropriate, include food/drug interactions, reporting of efficacy, and symptoms to report.

Learner Not documented in this visit.

Progress:

**Point: phenylephrine HCl (Not Started)**

Description:

Instruct learners on name and purpose of medications and possible side effects. If appropriate, include food/drug interactions, reporting of efficacy, and symptoms to report.

Learner Not documented in this visit.

Progress:

**Point: labetalol HCl (Not Started)**

Description:

Instruct learners on name and purpose of medications and possible side effects. If appropriate, include food/drug interactions, reporting of efficacy, and symptoms to report.

Learner Not documented in this visit.

Progress:



WS Kennestone Urology  
Procedure at Tower Road  
300 Tower Road  
STE 150  
MARIETTA GA 30060-9404  
Inpatient Record

Maurice, Eugene George  
MRN: 561253820, DOB: 1/2/1949, Sex: M  
Adm: 8/28/2019, D/C: 9/4/2019

**Patient Education (continued)**

**Education (continued)**

**Point: metoclopramide HCl (Not Started)**

Description:

Instruct learners on name and purpose of medications and possible side effects. If appropriate, include food/drug interactions, reporting of efficacy, and symptoms to report.

Learner Not documented in this visit.

Progress:

**Point: cyclopentolate HCl (Not Started)**

Description:

Instruct learners on name and purpose of medications and possible side effects. If appropriate, include food/drug interactions, reporting of efficacy, and symptoms to report.

Learner Not documented in this visit.

Progress:

**Point: furosemide (Not Started)**

Description:

Instruct learners on name and purpose of medications and possible side effects. If appropriate, include food/drug interactions, reporting of efficacy, and symptoms to report.

Learner Not documented in this visit.

Progress:

**Point: diclofenac sodium (Not Started)**

Description:

Instruct learners on name and purpose of medications and possible side effects. If appropriate, include food/drug interactions, reporting of efficacy, and symptoms to report.

Learner Not documented in this visit.

Progress:

**Point: gentamicin sulfate (Not Started)**

Description:

Instruct learners on name and purpose of medications and possible side effects. If appropriate, include food/drug interactions, reporting of efficacy, and symptoms to report.

Learner Not documented in this visit.

Progress:

**Point: diphenhydramine HCl (Not Started)**

Description:

Instruct learners on name and purpose of medications and possible side effects. If appropriate, include food/drug interactions, reporting of efficacy, and symptoms to report.

Learner Not documented in this visit.

Progress:

**Point: 0.9 % sodium chloride (Not Started)**

Description:

Instruct learners on name and purpose of medications and possible side effects. If appropriate, include food/drug interactions, reporting of efficacy, and symptoms to report.

Learner Not documented in this visit.

Progress:

**Point: piperacillin sodium/tazobactam (Not Started)**

Description:

Instruct learners on name and purpose of medications and possible side effects. If appropriate, include food/drug interactions, reporting of efficacy, and symptoms to report.



WS Kennestone Urology  
Procedure at Tower Road  
300 Tower Road  
STE 150  
MARIETTA GA 30060-9404  
Inpatient Record

Maurice, Eugene George  
MRN: 561253820, DOB: 1/2/1949, Sex: M  
Adm: 8/28/2019, D/C: 9/4/2019

**Patient Education (continued)**

**Education (continued)**

Learner Not documented in this visit.  
Progress:

**Point: insulin lispro (Not Started)**

Description:  
Instruct learners on name and purpose of medications and possible side effects. If appropriate, include food/drug interactions, reporting of efficacy, and symptoms to report.

Learner Not documented in this visit.  
Progress:

**Point: ondansetron (Not Started)**

Description:  
Instruct learners on name and purpose of medications and possible side effects. If appropriate, include food/drug interactions, reporting of efficacy, and symptoms to report.

Learner Not documented in this visit.  
Progress:

**Point: glucagon, human recombinant (Not Started)**

Description:  
Instruct learners on name and purpose of medications and possible side effects. If appropriate, include food/drug interactions, reporting of efficacy, and symptoms to report.

Learner Not documented in this visit.  
Progress:

**Point: gadobenate dimeglumine (Not Started)**

Description:  
Instruct learners on name and purpose of medications and possible side effects. If appropriate, include food/drug interactions, reporting of efficacy, and symptoms to report.

Learner Not documented in this visit.  
Progress:

**Point: pantoprazole sodium (Not Started)**

Description:  
Instruct learners on name and purpose of medications and possible side effects. If appropriate, include food/drug interactions, reporting of efficacy, and symptoms to report.

Learner Not documented in this visit.  
Progress:

**Point: polyethylene glycol 3350 (Not Started)**

Description:  
Instruct learners on name and purpose of medications and possible side effects. If appropriate, include food/drug interactions, reporting of efficacy, and symptoms to report.

Learner Not documented in this visit.  
Progress:

**Point: perflutren lipid microspheres (Not Started)**

Description:  
Instruct learners on name and purpose of medications and possible side effects. If appropriate, include food/drug interactions, reporting of efficacy, and symptoms to report.

Learner Not documented in this visit.  
Progress:

**Point: fentanyl citrate/PF (Not Started)**



WS Kennestone Urology  
Procedure at Tower Road  
300 Tower Road  
STE 150  
MARIETTA GA 30060-9404  
Inpatient Record

Maurice, Eugene George  
MRN: 561253820, DOB: 1/2/1949, Sex: M  
Adm: 8/28/2019, D/C: 9/4/2019

---

**Patient Education (continued)**

---

**Education (continued)**

---

Description:

Instruct learners on name and purpose of medications and possible side effects. If appropriate, include food/drug interactions, reporting of efficacy, and symptoms to report.

Learner Not documented in this visit.

Progress:

**Point: lidocaine HCl/PF (Not Started)**

---

Description:

Instruct learners on name and purpose of medications and possible side effects. If appropriate, include food/drug interactions, reporting of efficacy, and symptoms to report.

Learner Not documented in this visit.

Progress:

**Point: ondansetron HCl/PF (Not Started)**

---

Description:

Instruct learners on name and purpose of medications and possible side effects. If appropriate, include food/drug interactions, reporting of efficacy, and symptoms to report.

Learner Not documented in this visit.

Progress:

**Point: tetracaine HCl/PF (Not Started)**

---

Description:

Instruct learners on name and purpose of medications and possible side effects. If appropriate, include food/drug interactions, reporting of efficacy, and symptoms to report.

Learner Not documented in this visit.

Progress:

**Point: sodium chloride 0.9 % (flush) (Not Started)**

---

Description:

Instruct learners on name and purpose of medications and possible side effects. If appropriate, include food/drug interactions, reporting of efficacy, and symptoms to report.

Learner Not documented in this visit.

Progress:

**Title: Congestive Heart Failure (MCB) (Not Started)**

---

**Topic: Psycho/Social/Spiritual Support (Not Started)**

---

**Point: Stress Management and Support Systems (Not Started)**

---

Description:

Explain the importance of stress management and support systems in diabetes management. Refer to WellStar diabetes support groups, social services, case management or spiritual care, if needed.

Learner Not documented in this visit.

Progress:

**Point: Anxiety Reduction (Not Started)**

---

Description:

Explain the definition of anxiety, signs and symptoms, and examples of ways to reduce anxiety. Inform patient that Spiritual Care and Social Services are available.

Learner Not documented in this visit.

Progress:

**Topic: Treatments/Procedures (MCB) (Not Started)**

---





WS Kennestone Urology  
Procedure at Tower Road  
300 Tower Road  
STE 150  
MARIETTA GA 30060-9404  
Inpatient Record

Maurice, Eugene George  
MRN: 561253820, DOB: 1/2/1949, Sex: M  
Adm: 8/28/2019, D/C: 9/4/2019

---

**Patient Education (continued)**

---

**Education (continued)**

---

**Point: Oxygen (Not Started)**

Description:

Educate patient/family/caregiver on why oxygen is needed and how it will be delivered (nasal cannula, mask, etc.). Instruct patient/family/caregiver that the patient should not be smoking while on oxygen.

Learner Not documented in this visit.

Progress:

**Point: Medical Equipment (Not Started)**

Description:

Educate patient/family/caregiver on use of medical equipment and provide educational materials.

Learner Not documented in this visit.

Progress:

**Point: Introduction to Heart Failure (MCB) (Not Started)**

Description:

Give patient written information on congestive heart failure. Explain the definition of CHF, causes, signs and symptoms, expected length of stay and criteria for discharge.

Patient Friendly Description:

This will inform you of what to expect if you are diagnosed with heart failure.

You will be receiving the Congestive Heart Failure red booklet.

Please watch video/read over the material and let anyone on your Care Team know if there are any questions by marking below.

If you understand all material, mark I understand below.

Learner Not documented in this visit.

Progress:

**Point: Echocardiogram (Not Started)**

Description:

Educate patient/family/caregiver on echocardiograms, to include: what the test is, how the test will be performed, and what to expect during the test.

Learner Not documented in this visit.

Progress:

**Topic: Pain Management (Not Started)**

---

**Point: Pain Medication Actions & Side Effects (Not Started)**

Description:

Provide medication specific handouts when available.

Learner Not documented in this visit.

Progress:

**Point: Pain Rating Scale (Not Started)**

Description:

Provide patient with information on the Pain Rating Scale. Explain the rating scale of 0 to 10.

Learner Not documented in this visit.

Progress:

**Point: Non-Pharmacological Comfort Measures (Not Started)**

Description:

Explain there are other ways of controlling pain than medication. The following are suggestions: position change, aromatherapy, deep slow breathing, distraction, quiet environment, imagery, heat therapy and/or cold therapy, laughter, massage, music, physical therapy, and touch therapy.

Learner Not documented in this visit.

Progress:



WS Kennestone Urology  
Procedure at Tower Road  
300 Tower Road  
STE 150  
MARIETTA GA 30060-9404  
Inpatient Record

Maurice, Eugene George  
MRN: 561253820, DOB: 1/2/1949, Sex: M  
Adm: 8/28/2019, D/C: 9/4/2019

---

**Patient Education (continued)**

---

**Education (continued)**

---

**Topic: Self Care (MCB) (Not Started)**

---

**Point: Eating well with High Blood Pressure (MCB) (Not Started)**

---

Description:

Information provided to patient to explain what their diet should consist of when they have Heart Failure.

Patient Friendly Description:

This will help you make heart healthy eating choices if you have a diagnosis with heart failure.

Learner Not documented in this visit.

Progress:

**Point: Heart Failure:Being Active (MCB) (Not Started)**

---

Description:

Explain to the patient how to be active with heart failure.

Patient Friendly Description:

This will explain how to safely be active with heart failure.

Learner Not documented in this visit.

Progress:

**Point: Heart Failure: Dealing with Sleep problems (MCB) (Not Started)**

---

Description:

Provide tips and ideas to help patient sleep better.

Patient Friendly Description:

This will provide tips on sleeping better with heart failure.

Learner Not documented in this visit.

Progress:

**Point: Heart Failure: Know your Baselines (MCB) (Not Started)**

---

Description:

Explain to patient how to identify their baseline and recognize changes.

Patient Friendly Description:

This will help you understand what's normal for you and how to watch for changes.

Learner Not documented in this visit.

Progress:

**Point: Heart Failure : Know your Zones (Not Started)**

---

Description:

Review heart failure zones with patient and educate them on how to know which zone they are in each day.

Learner Not documented in this visit.

Progress:

**Point: Dealing with Heart Failure: Helping the patient cope (MCB) (Not Started)**

---

Learner Not documented in this visit.

Progress:

**Point: Daily Weights (MCB) (Not Started)**

---

Description:

Give written information about daily weights. Instruct the patient to weigh on the same scale every day at the same time, wearing the same amount of clothing. Explain why it is important to check weight. Inform the patient that gaining weight from fluid build up may be an early sign that heart failure is getting worse. The patient should call a care provider if there is a weight gain of more than 2-3 pounds in one day or 4-5 pounds in five days.

Patient Friendly Description:

Information on the importance of Daily weights.

Learner Not documented in this visit.

Progress:

**Point: How to check your Heart Rate and Blood Pressure (MCB) (Not Started)**

---



WS Kennestone Urology  
Procedure at Tower Road  
300 Tower Road  
STE 150  
MARIETTA GA 30060-9404  
Inpatient Record

Maurice, Eugene George  
MRN: 561253820, DOB: 1/2/1949, Sex: M  
Adm: 8/28/2019, D/C: 9/4/2019

---

**Patient Education (continued)**

---

**Education (continued)**

---

Description:

Give patient written information on how to take a pulse. Explain the definition of a pulse, normal range, reason for taking a pulse, where pulses can be found. Demonstrate how to find a pulse. Once found, instruct the patient to count the beats for a full minute. Tell the patient to keep a record of the pulse rate, date and time taken, which site (right/left, wrist/neck) and strength of beats (weak, strong or missing beats).

Patient Friendly Description:

This will explain the importance of understanding your vital signs and show you how to take them.

Learner Not documented in this visit.

Progress:

---

**Topic: WellStar Cardiac Rehabilitation (MCB) (Not Started)**

---

**Point: Exercise for a Healthier Heart (MCB) (Not Started)**

---

Description:

Explain how exercising regularly offers many health rewards. Provide exercise tips to beginning a new exercise routine; Set Small goals and aim for 150 minutes a week.

Patient Friendly Description:

This provides healthy heart tips on why exercise is important.

Learner Not documented in this visit.

Progress:

---

**Point: WellStar Cardiac Rehabilitation Program (MCB) (Not Started)**

---

Description:

At WellStar, our cardiac rehab patients are individually assessed to review medical history, evaluate risk factors, analyze functional abilities and set goals. Ongoing assessments are conducted to ensure patients are making progress toward their goals, educational needs are being met, and any problems or concerns are being addressed with the referring physician.

Patient Friendly Description:

This will help you better understand Cardiac Rehabilitation. At WellStar, our cardiac rehab programs provide education, supervised exercise, lifestyle modification and emotional support to help patients increase physical fitness, reduce cardiac symptoms and improve health and wellbeing.

Learner Not documented in this visit.

Progress:

---

**Topic: Review Plan of Care (Not Started)**

---

**Point: Review Plan of Care - Day 5 (Not Started)**

---

Description:

Review plan of care including provider roles, health history, IV and medications, labs and tests, and discharge planning. Take extra time to reiterate to patient that he/she may ask questions at any time and should always let staff know if he/she is having difficulty breathing, pain or any discomfort at any time.

Learner Not documented in this visit.

Progress:

---

**Point: Review Plan of Care - Day 1 (Not Started)**

---

Description:

Review plan of care including provider roles, health history, IV and medications, labs and tests, and discharge planning. Take extra time to reiterate to patient that he/she may ask questions at any time and should always let staff know if he/she is having difficulty breathing, pain or any discomfort at any time.

Learner Not documented in this visit.

Progress:

---

**Point: Review Plan of Care - Day 2 (Not Started)**

---

Description:

Review plan of care including provider roles, health history, IV and medications, labs and tests, and discharge planning. Take extra time to reiterate to patient that he/she may ask questions at any time and should always let staff know if he/she is having difficulty breathing, pain or any discomfort at any time.

Learner Not documented in this visit.

Progress:



WS Kennestone Urology  
Procedure at Tower Road  
300 Tower Road  
STE 150  
MARIETTA GA 30060-9404  
Inpatient Record

Maurice, Eugene George  
MRN: 561253820, DOB: 1/2/1949, Sex: M  
Adm: 8/28/2019, D/C: 9/4/2019

---

**Patient Education (continued)**

---

**Education (continued)**

---

**Point: Review Plan of Care - Day 3 (Not Started)**

---

Description:

Review plan of care including provider roles, health history, IV and medications, labs and tests, and discharge planning. Take extra time to reiterate to patient that he/she may ask questions at any time and should always let staff know if he/she is having difficulty breathing, pain or any discomfort at any time.

Learner Not documented in this visit.

Progress:

**Point: Review Plan of Care - Day 4 (Not Started)**

---

Description:

Review plan of care including provider roles, health history, IV and medications, labs and tests, and discharge planning. Take extra time to reiterate to patient that he/she may ask questions at any time and should always let staff know if he/she is having difficulty breathing, pain or any discomfort at any time.

Learner Not documented in this visit.

Progress:

**Topic: Medications (MCB) (Not Started)**

---

**Point: Heart Failure Medications (MCB) (Not Started)**

---

Description:

Educate patient on the drug type, purpose for medication, and common side effects.

Educate patient on Prescribed Medications

Patient Friendly Description:

This will inform you of medications that you may be taking if you are diagnosed with Heart Failure.

Learner Not documented in this visit.

Progress:

**Point: ACE Inhibitors (Not Started)**

---

Description:

Educate patient/family/caregiver on the ACE Inhibitor prescribed and provide educational materials. Explain the action of medication, reason for taking, side effects, signs of allergic reaction, and when the physician should be called. Reinforce that this medication should be taken exactly as the physician has prescribed.

Learner Not documented in this visit.

Progress:

**Point: Angiotensin II Receptor Blockers (Not Started)**

---

Description:

Educate patient/family/caregiver on the Angiotensin II Receptor Blockers prescribed and provide educational materials. Explain the action of medication, reason for taking, side effects, signs of allergic reaction, and when the physician should be called. Reinforce that this medication should be taken exactly as the physician has prescribed.

Learner Not documented in this visit.

Progress:

**Point: Aspirin (Not Started)**

---

Description:

Give patient written information on Aspirin. Explain the action of medication, reason for taking, side effects, signs of allergic reaction, and when the doctor should be called. Reinforce that this medication should be taken exactly as the doctor has prescribed.

Learner Not documented in this visit.

Progress:

**Point: Beta Blockers (Not Started)**

---

Description:

Educate patient/family/caregiver on the Beta Blocker prescribed and provide educational materials. Explain the action of medication, reason for taking, side effects, signs of allergic reaction, and when the physician should be called. Reinforce that this medication should be taken exactly as the physician has prescribed.





WS Kennestone Urology  
Procedure at Tower Road  
300 Tower Road  
STE 150  
MARIETTA GA 30060-9404  
Inpatient Record

Maurice, Eugene George  
MRN: 561253820, DOB: 1/2/1949, Sex: M  
Adm: 8/28/2019, D/C: 9/4/2019

---

**Patient Education (continued)**

---

**Education (continued)**

---

Learner Not documented in this visit.  
Progress:

**Point: Digoxin (Not Started)**

---

Description:  
Educate patient/family/caregiver on Digoxin and provide educational materials. Explain the action of medication, reason for taking, side effects, signs of allergic reaction, and when the physician should be called. Reinforce that this medication should be taken exactly as the physician has prescribed. The physician will order a blood test to monitor the concentration of the drug in the patient's blood. The dose of this medication may be changed according to the results of this test.

Learner Not documented in this visit.  
Progress:

**Point: Diuretics (Not Started)**

---

Description:  
Educate patient/family/caregiver on the Diuretic prescribed and provide educational materials. Explain the action of medication, reason for taking, side effects, signs of allergic reaction, and when the physician should be called. Reinforce that this medication should be taken exactly as the physician has prescribed.

Learner Not documented in this visit.  
Progress:

**Point: Inotropes (Not Started)**

---

Description:  
Educate patient/family/caregiver on the Inotropes prescribed and provide educational materials. Explain the action of medication, reason for taking, side effects, signs of allergic reaction, and when the physician should be called. Reinforce that this medication should be taken exactly as the physician has prescribed.

Learner Not documented in this visit.  
Progress:

**Point: Vasodilators (Not Started)**

---

Description:  
Educate patient/family/caregiver on the Vasodilator prescribed and provide educational materials. Explain the action of medication, reason for taking, side effects, signs of allergic reaction, and when the physician should be called. Reinforce that this medication should be taken exactly as the physician has prescribed.

Learner Not documented in this visit.  
Progress:

**Topic: Prevention / Discharge (MCB) (Not Started)**

---

**Point: Community Resources (Not Started)**

---

Description:  
Give written information on available community resources. Refer to Social Services or Case Management, if needed.

Learner Not documented in this visit.  
Progress:

**Point: Home Health Care Services (Not Started)**

---

Description:  
Give patient written information on Home Health Care Services that have been arranged. Review the role of the home care nurse and when to expect the first visit. Refer to Case Management or Social Services, if needed.

Learner Not documented in this visit.  
Progress:

**Point: Follow-up Appointments (Not Started)**

---

Description:  
Give the patient/family written information on their next appointment and when to make follow-up appointments. Reinforce importance of making and keeping the appointments. If appointments were made during the visit, give the patient a written reminder of the time and location.



WS Kennestone Urology  
Procedure at Tower Road  
300 Tower Road  
STE 150  
MARIETTA GA 30060-9404  
Inpatient Record

Maurice, Eugene George  
MRN: 561253820, DOB: 1/2/1949, Sex: M  
Adm: 8/28/2019, D/C: 9/4/2019

---

**Patient Education (continued)**

---

**Education (continued)**

---

Learner Not documented in this visit.  
Progress:

**Point: Influenza Vaccine (Not Started)**

---

Description:  
Educate the patient/family/caregiver on obtaining a yearly influenza vaccine.

Learner Not documented in this visit.  
Progress:

**Point: Discharge Medications (Not Started)**

---

Description:  
Ensure that there are no barriers to obtain medications prior to discharge. Notify Care Coordination if there are any needs for additional resources prior to discharging the patient.

Learner Not documented in this visit.  
Progress:

**Point: When to Call the Doctor (MCB) (Not Started)**

---

Description:  
Provide written documentation instructing the patient to call the doctor if the patient has:

1. Ankles and legs that become more swollen.
2. Shoes and socks that get tight suddenly.
3. Shortness of breath that does not go away with rest.
4. Weight gain of 2 - 3 pounds in one day.
5. Weight gain of 4 - 5 pounds in one week.
6. No energy for normal activities.
7. Dizziness or weakness.
8. Yellowish or blue green vision.
9. Heartbeat changes (feels like a butterfly in the chest).
10. Chest pain.
11. Blurred vision.
12. Passing out.
13. Cough that does not go away.

Patient Friendly Description:  
Heart Failure symptoms to know and when to call your healthcare provider.  
Lifestyle changes to help you feel and live better with Heart Failure.

Learner Not documented in this visit.  
Progress:

**Point: Review Discharge Plan (Not Started)**

---

Description:  
Review the discharge plan with patient and primary care giver including: diet, activity, medications, and special precautions. Refer to Case Management, if needed.

Learner Not documented in this visit.  
Progress:

**Point: Smoking Cessation (Not Started)**

---

Description:  
Educate the patient/family/caregiver on smoking cessation and smoking cessation programs offered in the community. Explain effects smoking and second hand smoke have on the body. Encourage the patient to ask people that smoke around him/her to smoke outside or in another room. Refer patient to Cardiopulmonary Rehabilitation, if applicable.

Learner Not documented in this visit.  
Progress:

**Point: Diet Instructions for CHF Prevention (Not Started)**

---

Description:  
Review diet information and explain that eating a low fat and low cholesterol diet with plenty of fruits and vegetables can reduce their chance of suffering a future heart attack.

Learner Not documented in this visit.  
Progress:



WS Kennestone Urology  
Procedure at Tower Road  
300 Tower Road  
STE 150  
MARIETTA GA 30060-9404  
Inpatient Record

Maurice, Eugene George  
MRN: 561253820, DOB: 1/2/1949, Sex: M  
Adm: 8/28/2019, D/C: 9/4/2019

---

**Patient Education (continued)**

---

**Education (continued)**

---

**Topic: Heart Failure Discharge Instructions (Not Started)**

---

**Point: Follow-up Appointments (Not Started)**

---

Description:

Give the patient/family written information on their next appointment and when to make follow-up appointments. Reinforce importance of making and keeping the appointments. If appointments were made during the visit, give the patient a written reminder of the time and location.

Learner Not documented in this visit.

Progress:

**Point: Daily Weights (MCB) (Not Started)**

---

Description:

Give written information about daily weights. Instruct the patient to weigh on the same scale every day at the same time, wearing the same amount of clothing. Explain why it is important to check weight. Inform the patient that gaining weight from fluid build up may be an early sign that heart failure is getting worse. The patient should call a care provider if there is a weight gain of more than 2-3 pounds in one day or 4-5 pounds in five days.

Patient Friendly Description:

Information on the importance of Daily weights.

Learner Not documented in this visit.

Progress:

**Point: When to Call the Doctor (MCB) (Not Started)**

---

Description:

Provide written documentation instructing the patient to call the doctor if the patient has:

1. Ankles and legs that become more swollen.
2. Shoes and socks that get tight suddenly.
3. Shortness of breath that does not go away with rest.
4. Weight gain of 2 - 3 pounds in one day.
5. Weight gain of 4 - 5 pounds in one week.
6. No energy for normal activities.
7. Dizziness or weakness.
8. Yellowish or blue green vision.
9. Heartbeat changes (feels like a butterfly in the chest).
10. Chest pain.
11. Blurred vision.
12. Passing out.
13. Cough that does not go away.

Patient Friendly Description:

Heart Failure symptoms to know and when to call your healthcare provider.

Lifestyle changes to help you feel and live better with Heart Failure.

Learner Not documented in this visit.

Progress:

**Point: Review Discharge Plan (Not Started)**

---

Description:

Review the discharge plan with patient and primary care giver including: diet, activity, medications, and special precautions. Refer to Case Management, if needed.

Learner Not documented in this visit.

Progress:

**Point: Diet Instructions for CHF Prevention (Not Started)**

---

Description:

Review diet information and explain that eating a low fat and low cholesterol diet with plenty of fruits and vegetables can reduce their chance of suffering a future heart attack.

Learner Not documented in this visit.

Progress:



WS Kennestone Urology  
Procedure at Tower Road  
300 Tower Road  
STE 150  
MARIETTA GA 30060-9404  
Inpatient Record

Maurice, Eugene George  
MRN: 561253820, DOB: 1/2/1949, Sex: M  
Adm: 8/28/2019, D/C: 9/4/2019

---

**Patient Education (continued)**

---

**Education (continued)**

---

**Title: General Patient Education (MCB) (Not Started)**

---

**Topic: Psycho/Social/Spiritual Support (Not Started)**

---

**Point: Coping Mechanisms (Resolved)**

---

Description:

Help patient identify healthy coping mechanisms. Refer to Social Service, Case Management, or Spiritual Care, if needed.

Learner Not documented in this visit.

Progress:

**Point: Support Systems (Resolved)**

---

Description:

Help patient identify available support systems. Refer to Social Service, Case Management, or Spiritual Care, if needed.

Learner Not documented in this visit.

Progress:

**Point: Spiritual/Emotional Needs (Resolved)**

---

Description:

Offer resources to meet spiritual/emotional needs. Refer to Spiritual Care, if needed.

Learner Not documented in this visit.

Progress:

**Point: Stress Management and Support Systems (Not Started)**

---

Description:

Explain the importance of stress management and support systems in diabetes management. Refer to WellStar diabetes support groups, social services, case management or spiritual care, if needed.

Learner Not documented in this visit.

Progress:

**Point: Anxiety Reduction (Not Started)**

---

Description:

Explain the definition of anxiety, signs and symptoms, and examples of ways to reduce anxiety. Inform patient that Spiritual Care and Social Services are available.

Learner Not documented in this visit.

Progress:

**Topic: Pain Management (MCB) (Resolved)**

---

**Point: Encourage Patient to Monitor Own Pain (Resolved)**

---

Description:

Provide patient with information on the Pain Rating Scale. Explain the rating scale of 0 to 10.

Learner Not documented in this visit.

Progress:

**Point: Discuss Significance of VAS Scores (Resolved)**

---

Description:

Refer to rating score of 0-10.

Learner Not documented in this visit.

Progress:

**Point: Discuss the Use of Pain Control Measures Before Pain Becomes Severe (MCB) (Resolved)**

---

Description:

Take time to reiterate to patient that he/she should always let staff know if he/she is having difficulty breathing, pain or any discomfort at any time before pain becomes severe.





WS Kennestone Urology  
Procedure at Tower Road  
300 Tower Road  
STE 150  
MARIETTA GA 30060-9404  
Inpatient Record

Maurice, Eugene George  
MRN: 561253820, DOB: 1/2/1949, Sex: M  
Adm: 8/28/2019, D/C: 9/4/2019

---

**Patient Education (continued)**

---

**Education (continued)**

---

Patient Friendly Description:

Please inform staff that if you are having any difficulty breathing, pain or any discomfort at any time before the pain gets severe.

Please read over the items and let anyone on your Care Team know there are any questions about the material by marking below that "I HAVE QUESTIONS".

If once you have received the items and understand the material you can mark this as "I understand".

Learner Not documented in this visit.

Progress:

**Topic: Prevention (MCB) (Not Started)**

---

**Point: When to Call the Doctor (Not Started)**

---

Description:

Educate patient/family/caregiver on when to call the doctor.

Learner Not documented in this visit.

Progress:

**Point: Protect Others from Infection (Not Started)**

---

Description:

Educate patient/family/caregiver on respiratory hygiene and cough etiquette. To protect from further infection and to protect others from getting an infection, patient should cover nose and mouth with tissues when coughing. Encourage patient to place used tissues in a plastic bag that will not allow secretions to soak through. Patient should always wash his/her hands after using or handling used tissues.

Learner Not documented in this visit.

Progress:

**Point: Protect Yourself from Further Infection (MCB) (Not Started)**

---

Description:

Educate patient/family/caregiver that because patient is in a weakened condition he/she needs to avoid others who are sick as to not acquire another illness. Family/caregiver should wear gloves, gown and face shield/eye protection.

Patient Friendly Description:

Information on Flu.

Information on Pneumonia and Pneumococcal Vaccination.

Learner Not documented in this visit.

Progress:

**Point: Falls education, precautions, prevention at home and in the hospital (MCB) (Not Started)**

---

Description:

Patient was given information on preventing falls both while in the hospital and when they are at home.

Patient Friendly Description:

Things to help you prevent falls while you are in the hospital and when you are home.

Learner Not documented in this visit.

Progress:

**Point: Prevention Deep Vein Thrombosis after surgery (MCB) (Not Started)**

---

Description:

Educate patient/family/caregiver to prevent DVT and PE after Surgery

Patient Friendly Description:

In the days and weeks after surgery, you have a higher chance of developing a deep vein thrombosis (DVT).

This is a condition in which a blood clot or thrombus develops in a deep vein.

They are most common in the leg. But, a DVT may develop in an arm, or another deep vein in the body.

A piece of the clot, called an embolus, can separate from the vein and travel to the lungs.

A blood clot in the lungs is called a pulmonary embolus (PE).

This can cut off the flow of blood to the lungs.

It is a medical emergency and may cause death.

Learner Not documented in this visit.

Progress:



WS Kennestone Urology  
Procedure at Tower Road  
300 Tower Road  
STE 150  
MARIETTA GA 30060-9404  
Inpatient Record

Maurice, Eugene George  
MRN: 561253820, DOB: 1/2/1949, Sex: M  
Adm: 8/28/2019, D/C: 9/4/2019

---

**Patient Education (continued)**

---

**Education (continued)**

---

**Point: Demonstrate Handwashing (MCB) (Not Started)**

---

Description:

Educate patient/family/caregiver on how to perform proper hand hygiene. Explain that hand washing is the single most important step in preventing the spread of germs. Have the patient/family/caregiver demonstrate proper hand washing technique using soap, water, friction, clean nails under running water, and dry hands on clean towel without touching dirty surfaces.

Patient Friendly Description:

This will explain the importance of washing and cleansing your hands to prevent infection.

Learner Not documented in this visit.

Progress:

**Topic: Self Care (MCB) (Not Started)**

---

**Point: General Self Care (Not Started)**

---

Description:

Instruct patient on self care needs. These may include: hygiene, how to take a blood pressure, how to change a dressing, etc.

Learner Not documented in this visit.

Progress:

**Point: Demonstrate Handwashing (MCB) (Not Started)**

---

Description:

Educate patient/family/caregiver on how to perform proper hand hygiene. Explain that hand washing is the single most important step in preventing the spread of germs. Have the patient/family/caregiver demonstrate proper hand washing technique using soap, water, friction, clean nails under running water, and dry hands on clean towel without touching dirty surfaces.

Patient Friendly Description:

This will explain the importance of washing and cleansing your hands to prevent infection.

Learner Not documented in this visit.

Progress:

**Topic: Medications (MCB) (Not Started)**

---

**Point: Antibiotic Education (Not Started)**

---

Description:

If an antibiotic was prescribed, educate patient/family/caregiver on the antibiotics prescribed. Explain how antibiotics work in the body. Explain the action of medication, reason for taking, side effects, signs of allergic reaction, and when the physician should be called. Reinforce that this medication should be taken exactly as the physician has prescribed.

If a viral diagnosis was made, the patient/family was educated on their viral diagnosis and the reason for no antibiotic this visit.

Learner Not documented in this visit.

Progress:

**Point: Anticoagulant Therapy (Not Started)**

---

Description:

- 1-Educate patient/family/caregiver on anticoagulant being prescribed and provide educational materials.
- 2-Explain action of medication, reason for taking, and importance of adherence to correct medication dose and schedule,
- 3-Explain potential for adverse drug reactions, signs of allergic reaction, potential for drug-drug and drug-food interactions, and when physician should be called.
- 4-Reinforce that the medication should be taken exactly as the physician has prescribed.
- 5-Explain importance of maintaining follow-up appointments and adhering to laboratory testing as prescribed by physician.
- 6-Explain that the dose of the anticoagulant being prescribed may change depending on the results of the laboratory testing.

Learner Not documented in this visit.

Progress:

**Point: Insulin (MCB) (Not Started)**

---

Description:

Educate patient/family/caregiver on the insulin prescribed. Explain how insulin works in the body. Explain the action of insulin, reason for taking, side effects, signs of allergic reaction and when physician should be called. Reinforce that insulin should be taken exactly as the physician has prescribed. Explain the proper storage of insulin, that extreme temperatures can damage insulin and never take insulin that has expired. Explain that the patient's primary care physician may change the dosage depending on the results of blood glucose tests and/or A1C level.



WS Kennestone Urology  
Procedure at Tower Road  
300 Tower Road  
STE 150  
MARIETTA GA 30060-9404  
Inpatient Record

Maurice, Eugene George  
MRN: 561253820, DOB: 1/2/1949, Sex: M  
Adm: 8/28/2019, D/C: 9/4/2019

---

**Patient Education (continued)**

---

**Education (continued)**

---

Patient Friendly Description:  
This will inform you of why you are prescribed insulin if you have Diabetes Type II.  
Learner Not documented in this visit.  
Progress:

**Point: Hypoglycemic Agents (Not Started)**

---

Description:  
Educate patient/family/caregiver on the oral and/or injectable hypoglycemic(s) prescribed. Explain the action of medication, reason for taking, side effects, signs of allergic reaction, as well as when the physician should be called. Reinforce that this medication(s) should be taken exactly as the physician has prescribed.

Learner Not documented in this visit.  
Progress:

**Point: Non-Steroidal Anti-Inflammatory Drugs (Not Started)**

---

Description:  
Educate patient/family/caregiver on the NSAID prescribed and provide educational materials. Explain the action of medication, reason for taking, side effects, signs of allergic reaction, and when the physician should be called. Reinforce that this medication should be taken exactly as the physician has prescribed.

Learner Not documented in this visit.  
Progress:

**Point: Psychotropic Medications (Not Started)**

---

Description:  
Educate patient/family/caregiver on the Psychotropic medication prescribed. Explain the action of medication, reason for taking, side effects, signs of allergic reaction, and when the physician should be called. Reinforce that this medication should be taken exactly as the physician has prescribed.

Learner Not documented in this visit.  
Progress:

**Point: ACE Inhibitors (Not Started)**

---

Description:  
Educate patient/family/caregiver on the ACE Inhibitor prescribed and provide educational materials. Explain the action of medication, reason for taking, side effects, signs of allergic reaction, and when the physician should be called. Reinforce that this medication should be taken exactly as the physician has prescribed.

Learner Not documented in this visit.  
Progress:

**Point: Angiotensin II Receptor Blockers (Not Started)**

---

Description:  
Educate patient/family/caregiver on the Angiotensin II Receptor Blockers prescribed and provide educational materials. Explain the action of medication, reason for taking, side effects, signs of allergic reaction, and when the physician should be called. Reinforce that this medication should be taken exactly as the physician has prescribed.

Learner Not documented in this visit.  
Progress:

**Point: Beta Blockers (Not Started)**

---

Description:  
Educate patient/family/caregiver on the Beta Blocker prescribed and provide educational materials. Explain the action of medication, reason for taking, side effects, signs of allergic reaction, and when the physician should be called. Reinforce that this medication should be taken exactly as the physician has prescribed.

Learner Not documented in this visit.  
Progress:

**Point: Digoxin (Not Started)**

---



WS Kennestone Urology  
Procedure at Tower Road  
300 Tower Road  
STE 150  
MARIETTA GA 30060-9404  
Inpatient Record

Maurice, Eugene George  
MRN: 561253820, DOB: 1/2/1949, Sex: M  
Adm: 8/28/2019, D/C: 9/4/2019

**Patient Education (continued)**

**Education (continued)**

Description:

Educate patient/family/caregiver on Digoxin and provide educational materials. Explain the action of medication, reason for taking, side effects, signs of allergic reaction, and when the physician should be called. Reinforce that this medication should be taken exactly as the physician has prescribed. The physician will order a blood test to monitor the concentration of the drug in the patient's blood. The dose of this medication may be changed according to the results of this test.

Learner Not documented in this visit.  
Progress:

**Point: Diuretics (Not Started)**

Description:

Educate patient/family/caregiver on the Diuretic prescribed and provide educational materials. Explain the action of medication, reason for taking, side effects, signs of allergic reaction, and when the physician should be called. Reinforce that this medication should be taken exactly as the physician has prescribed.

Learner Not documented in this visit.  
Progress:

**Point: Inotropes (Not Started)**

Description:

Educate patient/family/caregiver on the Inotropes prescribed and provide educational materials. Explain the action of medication, reason for taking, side effects, signs of allergic reaction, and when the physician should be called. Reinforce that this medication should be taken exactly as the physician has prescribed.

Learner Not documented in this visit.  
Progress:

**Point: Vasodilators (Not Started)**

Description:

Educate patient/family/caregiver on the Vasodilator prescribed and provide educational materials. Explain the action of medication, reason for taking, side effects, signs of allergic reaction, and when the physician should be called. Reinforce that this medication should be taken exactly as the physician has prescribed.

Learner Not documented in this visit.  
Progress:

**Point: Antibiotics (Not Started)**

Description:

Educate patient/family/caregiver on the Antibiotics prescribed. Explain how antibiotics works in the body. Explain the action of medication, reason for taking, side effects, signs of allergic reaction, and when the physician should be called. Reinforce that this medication should be taken exactly as the physician has prescribed.

Learner Not documented in this visit.  
Progress:

**Point: Medication purpose, side effects, schedule, administration (MCB) (Not Started)**

Description:

Discussed purpose and possible side effects of medication.

Learner Not documented in this visit.  
Progress:

**All Flowsheets**





WS Kennestone Urology  
 Procedure at Tower Road  
 300 Tower Road  
 STE 150  
 MARIETTA GA 30060-9404  
 Inpatient Record

Maurice, Eugene George  
 MRN: 561253820, DOB: 1/2/1949, Sex: M  
 Adm: 8/28/2019, D/C: 9/4/2019

**Flowsheets (all recorded)**

**Custom Formula Data**

| Row Name                           | 08/28/19 0913 | 08/28/19 0903 | 08/28/19 0900 | 08/28/19 0827 | 08/28/19 0826   |
|------------------------------------|---------------|---------------|---------------|---------------|-----------------|
| <b>Vitals</b>                      |               |               |               |               |                 |
| Pct Wt Change                      | —             | —             | —             | —             | 0 % -LO         |
| <b>OTHER</b>                       |               |               |               |               |                 |
| Weight Change (kg)                 | —             | —             | —             | —             | 0 kg -LO        |
| Ideal Body Weight                  | —             | —             | —             | —             | 160 lb -LO      |
| Visit Weight                       | —             | —             | —             | —             | 216 lb -LO      |
| BMI (Calculated)                   | —             | —             | —             | —             | 33.8 -LO        |
| IBW/kg (Calculated)<br>Male        | —             | —             | —             | —             | 66.1 kg -LO     |
| IBW/kg (Calculated)<br>FEMALE      | —             | —             | —             | —             | 61.6 kg -LO     |
| Weight/Scale Event                 | —             | —             | —             | —             | 0 -LO           |
| Vitals Sepsis Risk<br>Score        | —             | —             | 0 -LO         | —             | 0 -LO           |
| Weight in (lb) to have<br>BMI = 25 | —             | —             | —             | —             | 159.3 -LO       |
| % Weight Change<br>Since Birth     | —             | —             | —             | —             | 0 -LO           |
| <b>Relevant Labs and Vitals</b>    |               |               |               |               |                 |
| Temp (in Celsius)                  | —             | —             | 37.6 -LO      | —             | 36.9 -LO        |
| <b>Adult IBW/VT Calculations</b>   |               |               |               |               |                 |
| IBW/kg (Calculated)                | —             | —             | —             | —             | 66.1 -LO        |
| Range Vt 4mL/kg                    | —             | —             | —             | —             | 264.4 mL/kg -LO |
| Low Range Vt 6mL/kg                | —             | —             | —             | —             | 396.6 mL/kg -LO |
| Adult Moderate Range<br>Vt 8mL/kg  | —             | —             | —             | —             | 528.8 mL/kg -LO |
| Adult High Range Vt<br>10mL/kg     | —             | —             | —             | —             | 661 mL/kg -LO   |
| <b>Case Log</b>                    |               |               |               |               |                 |
| BSA x (CI @3.0)= CO                | —             | —             | —             | —             | 6.45 CO -LO     |
| <b>Aldrete Phase 1</b>             |               |               |               |               |                 |
| Aldrete Score                      | 10 -LO        | 8 -LO         | —             | 10 -LO        | —               |



WS Kennestone Urology  
Procedure at Tower Road  
300 Tower Road  
STE 150  
MARIETTA GA 30060-9404  
Inpatient Record

Maurice, Eugene George  
MRN: 561253820, DOB: 1/2/1949, Sex: M  
Adm: 8/28/2019, D/C: 9/4/2019

---

**Flowsheets (all recorded)**

**Risk for Readmission**

| Row Name             | 09/05/19 0235 |
|----------------------|---------------|
| OTHER                |               |
| Risk for Readmission | 10 -BP        |



WS Kennestone Urology  
Procedure at Tower Road  
300 Tower Road  
STE 150  
MARIETTA GA 30060-9404  
Inpatient Record

Maurice, Eugene George  
MRN: 561253820, DOB: 1/2/1949, Sex: M  
Adm: 8/28/2019, D/C: 9/4/2019

**Flowsheets (all recorded)**

**Travel Information**

| Row Name | 08/28/19 0826 |
|----------|---------------|
|----------|---------------|

RETIRED - Travel outside the U.S.

|  |        |
|--|--------|
| RETIRED - Has the patient or a household member traveled outside the U.S. in the past 21 days? | No -LO |
|--|--------|



WS Kennestone Urology  
Procedure at Tower Road  
300 Tower Road  
STE 150  
MARIETTA GA 30060-9404  
Inpatient Record

Maurice, Eugene George  
MRN: 561253820, DOB: 1/2/1949, Sex: M  
Adm: 8/28/2019, D/C: 9/4/2019

**Flowsheets (all recorded)**

**Aldrete Score**

| Row Name            | 08/28/19 0913 | 08/28/19 0903 | 08/28/19 0827 |
|---------------------|---------------|---------------|---------------|
| Aldrete             |               |               |               |
| Activity            | 2 -LO         | 2 -LO         | 2 -LO         |
| Respiration         | 2 -LO         | 2 -LO         | 2 -LO         |
| Circulation         | 2 -LO         | 1 -LO         | 2 -LO         |
| Consciousness       | 2 -LO         | 1 -LO         | 2 -LO         |
| O2 Saturation       | 2 -LO         | 2 -LO         | 2 -LO         |
| Aldrete Score (PAR) | 10 -LO        | 8 -LO         | 10 -LO        |





WS Kennestone Urology  
 Procedure at Tower Road  
 300 Tower Road  
 STE 150  
 MARIETTA GA 30060-9404  
 Inpatient Record

Maurice, Eugene George  
 MRN: 561253820, DOB: 1/2/1949, Sex: M  
 Adm: 8/28/2019, D/C: 9/4/2019

**Flowsheets (all recorded)**

**Vital Signs**

| Row Name                   | 08/28/19 0928       | 08/28/19 0915       | 08/28/19 0912       | 08/28/19 0905       | 08/28/19 0900         |
|----------------------------|---------------------|---------------------|---------------------|---------------------|-----------------------|
| <b>Vital Signs</b>         |                     |                     |                     |                     |                       |
| Automatic Restart          | Yes -LO             | Yes -LO             | Yes -LO             | Yes -LO             | Yes -LO               |
| Vitals Timer               |                     |                     |                     |                     |                       |
| Pulse                      | 52 -LO              | 52 -LO              | 52 -LO              | 52 -LO              | 52 -LO                |
| Heart Rate Source          | Monitor -LO         | Monitor -LO         | Monitor -LO         | Monitor -LO         | Monitor -LO           |
| Resp                       | 18 -LO              | 18 -LO              | 18 -LO              | 16 -LO              | 16 -LO                |
| BP                         | 139/65 -LO          | 122/58 -LO          | 119/58 -LO          | 108/56 -LO          | 125/58 -LO            |
| Calculated MAP             | 89.67 -LO           | 79.33 -LO           | 78.33 -LO           | 73.33 -LO           | 80.33 -LO             |
| Temp                       | —                   | —                   | —                   | —                   | 97.8 °F (36.6 °C) -LO |
| Temp src                   | —                   | —                   | —                   | —                   | Axillary -LO          |
| <b>Oxygen Therapy</b>      |                     |                     |                     |                     |                       |
| SpO2                       | 95 % -LO            | 95 % -LO            | 95 % -LO            | 94 % -LO            | 93 % -LO              |
| O2 Device                  | None (Room air) -LO | None (Room air) -LO | None (Room air) -LO | None (Room air) -LO | None (Room air) -LO   |
| Pulse Oximetry Type        | Continuous -LO      | Continuous -LO      | Continuous -LO      | Continuous -LO      | Continuous -LO        |
| POX Probe Site Changed     | No -LO              | No -LO              | No -LO              | No -LO              | No -LO                |
| <b>Vitals Sepsis Score</b> |                     |                     |                     |                     |                       |
| Vitals Sepsis Risk Score   | —                   | —                   | —                   | —                   | 0 -LO                 |

| Row Name                   | 08/28/19 0826         |
|----------------------------|-----------------------|
| <b>Vital Signs</b>         |                       |
| Automatic Restart          | Yes -LO               |
| Vitals Timer               |                       |
| Pulse                      | 52 -LO                |
| Heart Rate Source          | Monitor -LO           |
| Resp                       | 18 -LO                |
| BP                         | (I) 201/88 -LO        |
| Calculated MAP             | 125.67 -LO            |
| Temp                       | 98.4 °F (36.9 °C) -LO |
| Temp src                   | Oral -LO              |
| <b>Oxygen Therapy</b>      |                       |
| SpO2                       | 98 % -LO              |
| O2 Device                  | None (Room air) -LO   |
| Pulse Oximetry Type        | Continuous -LO        |
| POX Probe Site Changed     | No -LO                |
| <b>Vitals Sepsis Score</b> |                       |
| Vitals Sepsis Risk Score   | 0 -LO                 |



WS Kennestone Urology  
 Procedure at Tower Road  
 300 Tower Road  
 STE 150  
 MARIETTA GA 30060-9404  
 Inpatient Record

Maurice, Eugene George  
 MRN: 561253820, DOB: 1/2/1949, Sex: M  
 Adm: 8/28/2019, D/C: 9/4/2019

**Flowsheets (all recorded)**

**OR Lines/Drains/Airways**

| Row Name   | 08/28/19 0903  | 08/28/19 0838               |
|--|--|-----------------------------|
| [REMOVED] Peripheral IV 08/28/19 20 G Right Hand |  |                             |
| IV Properties                                    | Placement Date: 08/28/19 -LO Placement Time: 0833 -LO Present on arrival to hospital?: No -LO Type of Catheter: Straight -LO Size (Gauge): 20 G -LO Orientation: Right -LO Location: Hand -LO Site Prep: Chlorhexidine ;Alcohol -LO Inserted by: C. Pope RN -LO Insertion attempts: 1 -LO Successful IV Attempt?: Yes -LO Patient Tolerance: Tolerated well -LO IV Access Problem: No -LO Removal Date: 08/28/19 -LO Removal Time: 0936 -LO Catheter Intact on removal?: Yes -LO Removal Reason : Patient discharged -LO |                             |
| Site Assessment                                  | Clean;Dry -LO  | Clean;Dry -LO               |
| Phlebitis Scale                                  | 0 -LO  | 0 -LO                       |
| Infiltration/Extravasation Scale                 | 0 -LO  | 0 -LO                       |
| Line Assessment                                  | Flushes easily;Infusing -LO  | Infusing;Flushes easily -LO |
| Dressing Assessment                              | Clean;Dry;Intact -LO   | Clean;Dry -LO               |



WS Kennestone Urology  
Procedure at Tower Road  
300 Tower Road  
STE 150  
MARIETTA GA 30060-9404  
Inpatient Record

Maurice, Eugene George  
MRN: 561253820, DOB: 1/2/1949, Sex: M  
Adm: 8/28/2019, D/C: 9/4/2019

**Flowsheets (all recorded)**

**Anthropometrics**

| Row Name         | 08/28/19 0826      |
|------------------|--------------------|
| Anthropometrics  |                    |
| Height           | 67" (1.702 m) -LO  |
| Weight           | 98 kg (216 lb) -LO |
| Weight Method    | Stated -LO         |
| Weight Change    | 0 -LO              |
| BMI (Calculated) | 33.8 -LO           |



WS Kennestone Urology  
Procedure at Tower Road  
300 Tower Road  
STE 150  
MARIETTA GA 30060-9404  
Inpatient Record

Maurice, Eugene George  
MRN: 561253820, DOB: 1/2/1949, Sex: M  
Adm: 8/28/2019, D/C: 9/4/2019

---

**Flowsheets (all recorded)**

**Interpretation**

---

| Row Name | 08/28/19 0824 |
|----------|---------------|
|----------|---------------|

---

Medical Interpretation Services Documentation (All fields are required)

---

Is patient using Interpretation Services for this encounter?      No -LO





WS Kennestone Urology  
 Procedure at Tower Road  
 300 Tower Road  
 STE 150  
 MARIETTA GA 30060-9404  
 Inpatient Record

Maurice, Eugene George  
 MRN: 561253820, DOB: 1/2/1949, Sex: M  
 Adm: 8/28/2019, D/C: 9/4/2019

**Flowsheets (all recorded)**

**Fall Risk**

| Row Name                                 | 08/28/19 0827 |
|--|---------------|
| <b>Hester Davis Fall Risk Assessment</b> |               |
| Last Known Fall                          | 0 -LO         |
| Mobility                                 | 0 -LO         |
| Medications                              | 1 -LO         |
| Mental Status/LOC/Awareness              | 0 -LO         |
| Toileting Needs                          | 0 -LO         |
| Volume/Electrolyte Status                | 0 -LO         |
| Communication/Sensory                    | 0 -LO         |
| Behavior                                 | 0 -LO         |
| Hester Davis Fall Risk Total             | 4 -LO         |
| <b>Fall Assessment</b>                   |               |
| Patient Receiving Sedation               | Yes -LO       |
| Fall Risk                                | Yes -LO       |
| Fall Band Applied                        | Yes -LO       |
| Yellow socks                             | Yes -LO       |



WS Kennestone Urology  
 Procedure at Tower Road  
 300 Tower Road  
 STE 150  
 MARIETTA GA 30060-9404  
 Inpatient Record

Maurice, Eugene George  
 MRN: 561253820, DOB: 1/2/1949, Sex: M  
 Adm: 8/28/2019, D/C: 9/4/2019

**Flowsheets (all recorded)**

**ED Sepsis Screen**

| Row Name                       | 08/28/19 0928 | 08/28/19 0915 | 08/28/19 0912 | 08/28/19 0905 | 08/28/19 0900         |
|--------------------------------|---------------|---------------|---------------|---------------|-----------------------|
| <b>Vital sign parameters</b>   |               |               |               |               |                       |
| BP                             | 139/65 -LO    | 122/58 -LO    | 119/58 -LO    | 108/56 -LO    | 125/58 -LO            |
| Pulse                          | 52 -LO        | 52 -LO        | 52 -LO        | 52 -LO        | 52 -LO                |
| Calculated MAP                 | 89.67 -LO     | 79.33 -LO     | 78.33 -LO     | 73.33 -LO     | 80.33 -LO             |
| Resp                           | 18 -LO        | 18 -LO        | 18 -LO        | 16 -LO        | 16 -LO                |
| Temp                           | —             | —             | —             | —             | 97.8 °F (36.6 °C) -LO |
| Vitals Sepsis Risk Score       | —             | —             | —             | —             | 0 -LO                 |
| <b>Vital Signs</b>             |               |               |               |               |                       |
| Automatic Restart Vitals Timer | Yes -LO       | Yes -LO       | Yes -LO       | Yes -LO       | Yes -LO               |

| Row Name                       | 08/28/19 0826         |
|--------------------------------|-----------------------|
| <b>Vital sign parameters</b>   |                       |
| BP                             | (I) 201/88 -LO        |
| Pulse                          | 52 -LO                |
| Calculated MAP                 | 125.67 -LO            |
| Resp                           | 18 -LO                |
| Temp                           | 98.4 °F (36.9 °C) -LO |
| Vitals Sepsis Risk Score       | 0 -LO                 |
| <b>Vital Signs</b>             |                       |
| Automatic Restart Vitals Timer | Yes -LO               |



WS Kennestone Urology  
 Procedure at Tower Road  
 300 Tower Road  
 STE 150  
 MARIETTA GA 30060-9404  
 Inpatient Record

Maurice, Eugene George  
 MRN: 561253820, DOB: 1/2/1949, Sex: M  
 Adm: 8/28/2019, D/C: 9/4/2019

**Flowsheets (all recorded)**

**Ris Pre Procedure Check list**

| Row Name                                       | 08/28/19 0828   |
|--|---|
| <b>Consent and Procedure</b>                   |   |
| History and Physical Completed                 | Yes -LO   |
| Consents Confirmed                             | Operative;Informed;Anesthesia;Photographs;Facility -LO  |
| Patient ID and Procedure Verified              | Yes -LO   |
| Allergy Band Applied                           | Yes -LO   |
| Do you have any metal in your body?            | No -LO  |
| Correct Procedure                              | Yes -LO   |
| Side/Site Confirmed                            | N/A -LO   |
| Surgeon/Anesthesia Orders Received             | Yes -LO   |
| Surgical Prep Complete                         | Yes -LO   |
| Date of last liquid                            | 08/27/19 -LO  |
| Time of last liquid                            | 2200 -LO  |
| Date of last solid                             | 08/27/19 -LO  |
| Time of last solid                             | 2200 -LO  |
| Locker Assignment                              | 4 -LO   |
| Pre-Op Teaching Complete                       | Yes -LO   |
| <b>Lab/Testing Checklist</b>                   |   |
| Blood Glucose Meter (mg/dl)                    | 109 -LO   |
| MD/Anesthesia Notified of Blood Glucose Result | Yes -LO   |
| Urinalysis Results                             | Abnormal -LO  |
| Abnormal UA Dip results                        | Positive protein -LO  |
| Microscopy Complete                            | No -LO  |
| <b>Pre- op Checklist</b>                       |   |
| Anti-embolism                                  | n/a -LO   |
| Pre-Op Medications Given and Charted           | Yes -LO   |
| Pre-Op Vitals Documented                       | Yes -LO   |
| Allergies Verified                             | Yes -LO   |
| Voided Prior to Procedure                      | Yes -LO   |
| Remove all that apply:                         | Underwear -LO   |
| Required items available                       | Required test results, blood/antibiotics/irrigation fluids, implants, devices and special needs/equipment are available -LO |
| Mode of Transport                              | Stretcher -LO   |



WS Kennestone Urology  
 Procedure at Tower Road  
 300 Tower Road  
 STE 150  
 MARIETTA GA 30060-9404  
 Inpatient Record

Maurice, Eugene George  
 MRN: 561253820, DOB: 1/2/1949, Sex: M  
 Adm: 8/28/2019, D/C: 9/4/2019

**Flowsheets (all recorded)**

**Discharge Information**

**Row Name**                      **08/28/19 0914**

As part of our commitment to quality care, we will be calling you within 7-14 days of your procedure. Please provide us with the following information so we can contact you in a way that is best for you.

|                    |  |
|--------------------|--|
| Contact Number     | 678-910-2298 -LO   |
| Contact Guidelines | Ok to leave a message for me if you get an answering machine -LO |

If you have taken sedation medication or have a scheduled procedure with anesthesia you are required to have a responsible adult present to drive you home after your procedure. If your driver needs to step out for a moment we need a cell/contact number

|                         |                              |
|-------------------------|------------------------------|
| Driver's Name           | Shirley Maurice -LO          |
| Relationship to Patient | Spouse/Significant Other -LO |
| Cell Phone Number       | 678-910-2476 -LO             |





WS Kennestone Urology  
 Procedure at Tower Road  
 300 Tower Road  
 STE 150  
 MARIETTA GA 30060-9404  
 Inpatient Record

Maurice, Eugene George  
 MRN: 561253820, DOB: 1/2/1949, Sex: M  
 Adm: 8/28/2019, D/C: 9/4/2019

**Flowsheets (all recorded)**

**Assessment**

| Row Name                             | 08/28/19 0913   | 08/28/19 0903        | 08/28/19 0827   |
|--------------------------------------|---|----------------------|---|
| Preop Assessment                     |   |                      |   |
| Skin Condition/Temp                  | Intact;Dry;Warm -LO   | Dry;Intact -LO       | Dry;Intact;Warm -LO   |
| Orient/LOC                           | WDL;Alert;Awake;Oriented to person;Oriented to place;Oriented to time -LO | Sedated;Sleeping -LO | WDL;Alert;Awake;Oriented to person;Oriented to place;Oriented to time -LO |
| Psychosocial                         | Calm -LO  | Calm -LO             | Calm -LO  |
| Enema by Patient Prior to Admission? | —   | —                    | Yes -LO   |



WS Kennestone Urology  
Procedure at Tower Road  
300 Tower Road  
STE 150  
MARIETTA GA 30060-9404  
Inpatient Record

Maurice, Eugene George  
MRN: 561253820, DOB: 1/2/1949, Sex: M  
Adm: 8/28/2019, D/C: 9/4/2019

**Flowsheets (all recorded)**

**Hand Off**

| Row Name | 08/28/19 0900 |
|----------|---------------|
|----------|---------------|

Post Sedation Care

|                      |               |
|----------------------|---------------|
| Type of Sedation     | MAC -LO       |
| Procedure Tolerated: | Well -LO      |
| Report Given at:     | 0900 -LO      |
| Transport Method:    | Stretcher -LO |



WS Kennestone Urology  
 Procedure at Tower Road  
 300 Tower Road  
 STE 150  
 MARIETTA GA 30060-9404  
 Inpatient Record

Maurice, Eugene George  
 MRN: 561253820, DOB: 1/2/1949, Sex: M  
 Adm: 8/28/2019, D/C: 9/4/2019

**Flowsheets (all recorded)**

**Patient Assessment in OR Room**

| Row Name  | 08/28/19 08:48:09   | 08/28/19 0827 |
|---|---|---------------|
| <b>Patient Assessment</b>                       |   |               |
| Name Spelling, DOB, Procedure, Consent Verified | Yes -LO   | ---           |
| Site Verbally Verified                          | Yes -LO   | ---           |
| Site marked by physician or proceduralist?      | Not applicable -LO  | ---           |
| Pt Oriented to the OR Suite, Personnel & Roles  | Yes -LO   | ---           |
| Stretcher                                       | Wheels locked;Side rails up x2 -LO                            | ---           |
| Comfort Assessment Complete                     | Yes -LO   | ---           |
| Comfort Actions Taken                           | Warm blankets;Pillow under head;Pillow between knees/feet -LO | ---           |
| SCDs Applied                                    | No (see comment) -LO  | ---           |
| Plan of Care Reviewed by OR Staff               | Yes -LO   | ---           |
| Type of Anesthesia                              | MAC -LO   | ---           |
| <b>Prep Assessment</b>                          |   |               |
| Operative Site Intact                           | Yes -LO   | Yes -LO       |
| Hair Removal                                    | N/A -LO   | N/A -LO       |



WS Kennestone Urology  
Procedure at Tower Road  
300 Tower Road  
STE 150  
MARIETTA GA 30060-9404  
Inpatient Record

Maurice, Eugene George  
MRN: 561253820, DOB: 1/2/1949, Sex: M  
Adm: 8/28/2019, D/C: 9/4/2019

**Flowsheets (all recorded)**

**Assessment in OR post procedure**

| Row Name   | 08/28/19 08:50:30                 |
|--|-----------------------------------|
| Post Procedure Documentation                         |                                   |
| Surgical Wound Classification                        | III -LO                           |
| Preoperative Diagnosis                               | history of prostate cancer<br>-LO |
| Postoperative Diagnosis                              | history of prostate cancer<br>-LO |
| Procedure Performed (Confirmed by MD and Anesthesia) | Yes -LO                           |





WS Kennestone Urology  
 Procedure at Tower Road  
 300 Tower Road  
 STE 150  
 MARIETTA GA 30060-9404  
 Inpatient Record

Maurice, Eugene George  
 MRN: 561253820, DOB: 1/2/1949, Sex: M  
 Adm: 8/28/2019, D/C: 9/4/2019

**Flowsheets (all recorded)**

**Procedure Documentation**

| Row Name                       | 08/28/19 08:48:28                           |
|--------------------------------|---|
| <b>Procedure Assessment</b>    |   |
| Patient Position               | Lateral up right -LO                        |
| Warming Device                 | Off -LO                                     |
| <b>Electrocautery</b>          |   |
| Electrocautery Used?           | No -LO                                      |
| <b>Procedure Interventions</b> |   |
| Xrays Taken?                   | No -LO                                      |
| Imaging Displayed?             | Yes -LO                                     |
| Video/Photography?             | Yes -LO                                     |
| Laser Used?                    | No -LO                                      |
| <b>Specimen Obtained</b>       |   |
| Specimen Obtained?             | Yes -LO                                     |
| <b>Specimen Collection</b>     |   |
| Specimen Type                  | Prostate Biopsy -LO                         |
| Side                           | Right;Bilateral;Left -LO                    |
| Site location                  | prostate gland -LO                          |
| Prostate Specimen Location     | Lat base;Lat mid;Lat apex;Base;Mid;Apex -LO |
| Specimen Sent to Pathology     | Yes -LO                                     |
| Specimen Discarded per Surgeon | No -LO                                      |
| Additional Specimens           | No -LO                                      |
| <b>Dressings</b>               |   |
| Dressings                      | N/A -LO                                     |



WS Kennestone Urology  
Procedure at Tower Road  
300 Tower Road  
STE 150  
MARIETTA GA 30060-9404  
Inpatient Record

Maurice, Eugene George  
MRN: 561253820, DOB: 1/2/1949, Sex: M  
Adm: 8/28/2019, D/C: 9/4/2019

**Flowsheets (all recorded)**

**Intake/Output**

| Row Name         | 08/28/19 0939    | 08/28/19 0902 |
|------------------|------------------|---------------|
| Intake (mL)      |                  |               |
| I.V.             | ---              | 300 mL -LO    |
| Urine Assessment |                  |               |
| Urine Color      | Yellow/straw -LO | ---           |
| Urine Appearance | Clear -LO        | ---           |



WS Kennestone Urology  
Procedure at Tower Road  
300 Tower Road  
STE 150  
MARIETTA GA 30060-9404  
Inpatient Record

Maurice, Eugene George  
MRN: 561253820, DOB: 1/2/1949, Sex: M  
Adm: 8/28/2019, D/C: 9/4/2019

**Flowsheets (all recorded)**

**Abuse Screen**

| Row Name                                      | 08/28/19 0827 |
|---|---------------|
| Abuse Screening                               |               |
| Do you feel safe at home?                     | Yes -LO       |
| Have you ever thought about hurting yourself? | No -LO        |



WS Kennestone Urology  
 Procedure at Tower Road  
 300 Tower Road  
 STE 150  
 MARIETTA GA 30060-9404  
 Inpatient Record

Maurice, Eugene George  
 MRN: 561253820, DOB: 1/2/1949, Sex: M  
 Adm: 8/28/2019, D/C: 9/4/2019

**Flowsheets (all recorded)**

**Vitals/Pain**

| Row Name               | 08/28/19 0928           | 08/28/19 0915         | 08/28/19 0912         | 08/28/19 0905         | 08/28/19 0900         |
|------------------------|-------------------------|-----------------------|-----------------------|-----------------------|-----------------------|
| <b>Vitals</b>          |                         |                       |                       |                       |                       |
| Temp                   | —                       | —                     | —                     | —                     | 97.8 °F (36.6 °C) -LO |
| Temp src               | —                       | —                     | —                     | —                     | Axillary -LO          |
| Pulse                  | 52 -LO                  | 52 -LO                | 52 -LO                | 52 -LO                | 52 -LO                |
| Heart Rate Source      | Monitor -LO             | Monitor -LO           | Monitor -LO           | Monitor -LO           | Monitor -LO           |
| Resp                   | 18 -LO                  | 18 -LO                | 18 -LO                | 16 -LO                | 16 -LO                |
| BP                     | 139/65 -LO              | 122/58 -LO            | 119/58 -LO            | 108/56 -LO            | 125/58 -LO            |
| Cardiac Rhythm         | Normal sinus rhythm -LO | Sinus bradycardia -LO | Sinus bradycardia -LO | Sinus bradycardia -LO | Sinus bradycardia -LO |
| <b>Pain Assessment</b> |                         |                       |                       |                       |                       |
| Currently in Pain      | No/denies pain -LO      | No/denies pain -LO    | No/denies pain -LO    | No/denies pain -LO    | Faces -LO             |
| FACES Pain Rating      | —                       | —                     | —                     | —                     | 0-No hurt -LO         |
| <b>Oxygen Therapy</b>  |                         |                       |                       |                       |                       |
| SpO2                   | 95 % -LO                | 95 % -LO              | 95 % -LO              | 94 % -LO              | 93 % -LO              |
| O2 Device              | None (Room air) -LO     | None (Room air) -LO   | None (Room air) -LO   | None (Room air) -LO   | None (Room air) -LO   |
| Pulse Oximetry Type    | Continuous -LO          | Continuous -LO        | Continuous -LO        | Continuous -LO        | Continuous -LO        |
| POX Probe Site Changed | No -LO                  | No -LO                | No -LO                | No -LO                | No -LO                |

**Row Name 08/28/19 0826**

|                          |                         |
|--------------------------|-------------------------|
| <b>Height and Weight</b> |                         |
| Height                   | 67" (1.702 m) -LO       |
| Height Method            | Stated -LO              |
| Weight                   | 98 kg (216 lb) -LO      |
| Weight Method            | Stated -LO              |
| BMI (Calculated)         | 33.8 -LO                |
| BSA (Calculated - sq m)  | 2.15 sq meters -LO      |
| <b>Vitals</b>            |                         |
| Temp                     | 98.4 °F (36.9 °C) -LO   |
| Temp src                 | Oral -LO                |
| Pulse                    | 52 -LO                  |
| Heart Rate Source        | Monitor -LO             |
| Resp                     | 18 -LO                  |
| BP                       | (I) 201/88 -LO          |
| Cardiac Rhythm           | Normal sinus rhythm -LO |
| <b>Pain Assessment</b>   |                         |
| Currently in Pain        | No/denies pain -LO      |
| <b>Oxygen Therapy</b>    |                         |
| SpO2                     | 98 % -LO                |
| O2 Device                | None (Room air) -LO     |
| Pulse Oximetry Type      | Continuous -LO          |
| POX Probe Site Changed   | No -LO                  |





WS Kennestone Urology  
Procedure at Tower Road  
300 Tower Road  
STE 150  
MARIETTA GA 30060-9404  
Inpatient Record

Maurice, Eugene George  
MRN: 561253820, DOB: 1/2/1949, Sex: M  
Adm: 8/28/2019, D/C: 9/4/2019

**Flowsheets (all recorded)**

**Site Preparation**

| Row Name              | 08/28/19 08:48:09 | 08/28/19 08:27 |
|-----------------------|-------------------|----------------|
| Prep Assessmnet       |                   |                |
| Operative Site Intact | Yes -LO           | Yes -LO        |
| Hair Removal          | N/A -LO           | N/A -LO        |



WS Kennestone Urology  
Procedure at Tower Road  
300 Tower Road  
STE 150  
MARIETTA GA 30060-9404  
Inpatient Record

Maurice, Eugene George  
MRN: 561253820, DOB: 1/2/1949, Sex: M  
Adm: 8/28/2019, D/C: 9/4/2019

**Flowsheets (all recorded)**

**Advance Directive**

| Row Name  | 08/28/19 0826  |
|---|--|
| Advance Directives (For Healthcare)                                     |  |
| Have you reviewed your Advance Directive and is it valid for this stay? | No -LO   |
| Advance Directive   | Patient has advance directive, copy not in chart -LO |



WS Kennestone Urology  
 Procedure at Tower Road  
 300 Tower Road  
 STE 150  
 MARIETTA GA 30060-9404  
 Inpatient Record

Maurice, Eugene George  
 MRN: 561253820, DOB: 1/2/1949, Sex: M  
 Adm: 8/28/2019, D/C: 9/4/2019

**Flowsheets (all recorded)**

**Assessment**

| Row Name              | 08/28/19 0913   | 08/28/19 0903        | 08/28/19 0827   |
|-----------------------|---|----------------------|---|
| <b>Uro Assessment</b> |   |                      |   |
| Skin Condition/Temp   | Intact;Dry;Warm -LO   | Dry;Intact -LO       | Dry;Intact;Warm -LO   |
| Orient/LOC            | WDL;Alert;Awake;Oriented to person;Oriented to place;Oriented to time -LO | Sedated;Sleeping -LO | WDL;Alert;Awake;Oriented to person;Oriented to place;Oriented to time -LO |
| Psychosocial          | Calm -LO  | Calm -LO             | Calm -LO  |

**User Key**

(r) = Recorded By, (t) = Taken By, (c) = Cosigned By

| Initials | Name                | Effective Dates |
|----------|---------------------|-----------------|
| LO       | Lisa M Olivarez, RN | 02/03/17 -      |
| BP       | Batch Job Prelude   | ---             |

**Flowsheet Notes**

No notes of this type exist for this encounter.

**All Scans**

Encounter-Level Documents - 08/28/2019:

Document on 8/28/2019 9:04 AM by Lisa M Olivarez, RN: IP After Visit Summary (below)

### AFTER VISIT SUMMARY

Eugene G. Maurice MRN: 561253820 8/28/2019 WellStar Kennestone Urology Procedure Center

#### Instructions

No changes were made to your medications.

Activity instructions

#### Discharge Instructions

##### 1. General Anesthesia or Sedation

Do not drive or operate machinery for 24 hours  
Do not consume alcohol, tranquilizers, sleeping medication or any other non-prescribed medication for 24 hours.  
Do not make any important decisions or sign any important documents in the next 24 hours.  
You should have someone with you at home tonight.

##### 2. Activity

You are advised to go directly home from the Urology Associates Surgery Center and rest for a day. Resume light to normal activity tomorrow.  
Do not engage in heavy lifting while you see blood in the urine or stool.

##### 3. Fluids and Diet

Begin with clear liquids, bouillon, dry toast, soda crackers. If not nauseated, you may go to a regular diet when you desire.  
Greasy or spicy foods are not advised.  
Drink plenty of water while you see blood in the urine or stool.  
If you are diabetic, please eat before you take your diabetes medication.

##### 4. Medications and Plan

Prescriptions sent with you. Use as directed. When taking pain medications, you may experience dizziness or drowsiness. Do not drink alcohol or drive when you are taking these medications.  
You may take non-prescription "headache remedy" type medications that you normally use, if your surgeon permits, preferably one that does not contain aspirin.  
You may resume your daily prescription medication when you get home.

**Your Next Steps**

Read

Read these attachments

- Ultrasound and Biopsy, Transrectal (English)

Go

SEP 13 Follow Up Appointment  
3:15 PM  
Arrive by 3:00 PM  
Kristin M Boren, MD  
WellStar Urology Hiram  
144 Bill Carruth Pkwy  
Suite 2300  
Hiram GA 30141-3821  
770-428-4475

You have more future appointments. Please review your full appointment list.

**MyChart**  
View your After Visit Summary and more online at <https://mychart.wellstar.org/mychart/>.





WS Kennestone Urology  
 Procedure at Tower Road  
 300 Tower Road  
 STE 150  
 MARIETTA GA 30060-9404  
 Inpatient Record

Maurice, Eugene George  
 MRN: 561253820, DOB: 1/2/1949, Sex: M  
 Adm: 8/28/2019, D/C: 9/4/2019

**All Scans (continued)**

**Encounter-Level Documents - 08/28/2019: (continued)**

Activity instructions (continued)

**Prescriptions**

Tylenol as needed for pain or discomfort.  
 Antibiotic: Cipro this evening.  
 Patient was provided with updated medication list.

**6. Follow up Care**


Your physician may call you with biopsy results.

**Special Complications to Watch For**

You may see blood in your urine or stool for days to weeks.  
 You may see blood in your ejaculate for up to 6 weeks.  
 If you have a fever, chills, and are feeling poorly, take your temperature by mouth. Call the office if it is over 101\* F.  
 Please call us if you have large blood clots, difficulty urinating or pain not relieved by Tylenol.

**If you have any questions the day of your procedure please call 470-245-9860 to speak with a nurse. For problems or questions after 4:30pm call your urologist at 770-428-4475.**

**If you need immediate attention, go to the emergency room.**

-  Other instructions
- Discharge Follow-Up
- Discharge activity
- Discharge diet

What's next

- |                   |  |  |
|-------------------|--|--|
| <p>SEP<br/>13</p> | <p>Follow Up Appointment with Kristin M Boren, MD<br/>         Friday Sep 13, 2019 3:15 PM (Arrive by 3:00 PM)</p> | <p>WellStar Urology Hiram<br/>         144 Bill Carruth Pkwy<br/>         Suite 2300<br/>         Hiram GA 30141-3821<br/>         770-428-4475</p>                        |
| <p>SEP<br/>30</p> | <p>Nurse Visit<br/>         Monday Sep 30, 2019 10:15 AM</p>   | <p>WellStar Cobb Northwest Georgia<br/>         Oncology Hiram<br/>         144 BILL CARRUTH PKWY, STE 3100<br/>         Hiram GA 30141-3819<br/>         678-363-1940</p> |
| <p>OCT<br/>7</p>  | <p>Follow Up Appointment with Hayley Morton, PA<br/>         Monday Oct 7, 2019 10:15 AM</p>                       | <p>WellStar Cobb Northwest Georgia<br/>         Oncology Hiram<br/>         144 BILL CARRUTH PKWY, STE 3100<br/>         Hiram GA 30141-3819<br/>         678-363-1940</p> |



WS Kennestone Urology  
 Procedure at Tower Road  
 300 Tower Road  
 STE 150  
 MARIETTA GA 30060-9404  
 Inpatient Record


Maurice, Eugene George  
 MRN: 561253820, DOB: 1/2/1949, Sex: M  
 Adm: 8/28/2019, D/C: 9/4/2019

All Scans (continued)

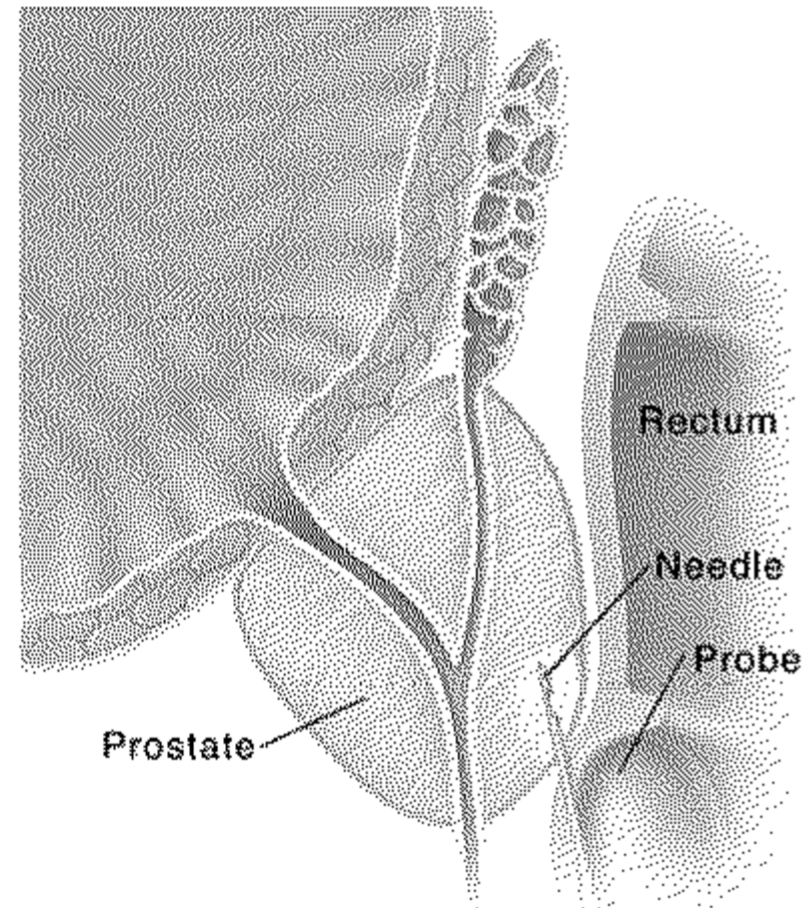
Encounter-Level Documents - 08/28/2019: (continued)

Medication List

|  | Morning | Afternoon | Evening | Bedtime | As Needed |
|--|---------|-----------|---------|---------|-----------|
| aspirin 81 MG tablet, delayed release  |         |           |         |         |           |
| atorvastatin 80 MG tablet<br>Commonly known as: LIPITOR<br>Take 1 tablet (80 mg total) by mouth nightly  |         |           |         |         |           |
| blood sugar diagnostic strip<br>Commonly known as: ONETOUCH VERIO<br>Use to check blood sugar twice daily as directed.   |         |           |         |         |           |
| ciprofloxacin HCl 500 MG tablet<br>Commonly known as: CIPRO  |         |           |         |         |           |
| clopidogrel 75 mg tablet<br>Commonly known as: PLAVIX<br>Take 1 tablet (75 mg total) by mouth daily  |         |           |         |         |           |
| ferrous sulfate 324 mg (65 mg iron) tablet, delayed release<br>Take 1 tablet (324 mg total) by mouth 2 (two) times a day with meals                              |         |           |         |         |           |
| furosemide 40 MG tablet<br>Commonly known as: LASIX<br>Take 1 tablet (40 mg total) by mouth daily  |         |           |         |         |           |
| gatifloxacin 0.5 % eye drops<br>Commonly known as: ZYMAXID   |         |           |         |         |           |
| isosorbide mononitrate 60 MG tablet, extended release 24 hr<br>Commonly known as: IMDUR<br>Take 1 tablet (60 mg total) by mouth 2 (two) times a day              |         |           |         |         |           |
| metFORMIN 500 MG tablet<br>Commonly known as: GLUCOPHAGE<br>2 tablet po in am and 1 in pm  |         |           |         |         |           |
| nitroglycerin 0.4 MG SL tablet<br>Commonly known as: NITROSTAT<br>Place 1 tablet (0.4 mg total) under the tongue every 5 (five) minutes as needed for chest pain |         |           |         |         |           |
| prednisolONE acetate 1 % ophthalmic suspension<br>Commonly known as: PRED FORTE  |         |           |         |         |           |
| ramipril 5 MG capsule<br>Commonly known as: ALTACE<br>Take 1 capsule (5 mg total) by mouth daily   |         |           |         |         |           |
| sotalol 80 MG tablet<br>Commonly known as: BETAPACE<br>Take 0.5 tablets (40 mg total) by mouth 2 (two) times a day   |         |           |         |         |           |
| tamsulosin 0.4 mg 24 hr capsule<br>Commonly known as: FLOMAX<br>Take 1 capsule (0.4 mg total) by mouth nightly   |         |           |         |         |           |
| VITAMIN B12 ORAL   |         |           |         |         |           |

**All Scans (continued)****Encounter-Level Documents - 08/28/2019: (continued)** **Attached Information**

Ultrasound and Biopsy, Transrectal (English)

**Transrectal Ultrasound and Biopsy**

A transrectal ultrasound is an imaging test. It uses sound waves to create pictures of a man's prostate gland. Your prostate gland is in front of your rectum. For this test, a special probe (transducer) is placed directly into your rectum. During the test, tissue samples (a biopsy) may also be taken. The test is done by a specially trained technologist called a sonographer.

**Getting ready for your test**

- You may be asked to clear your bowel before the test. This may be done by injecting liquid into your rectum (an enema). Or it can be done by drinking a special liquid.
- You may be asked not to eat or drink anything after midnight the night before the test.
- Tell your healthcare provider about any medicines, herbs, or supplements you are taking. This includes any over-the-counter medicines such as aspirin or ibuprofen. You might need to stop taking some medicines for a week or so before the test.
- Answer any questions your healthcare provider has about your medical history. This will help tailor the test to your health needs.

**During your test**

- You may be asked to change into a gown. You will then lie on your side on an exam table, with your knees bent.
- The test is done with a handheld probe. This is a short, slender rod. It has a sterile, disposable cover on it. It is also greased (lubricated) with some gel. It is then gently placed inside your rectum.
- You will feel pressure from the probe. If you feel pain, let your healthcare provider know.
- If a biopsy is needed, you might take medicine before the procedure to make you sleepy. The test is done using a small probe with a very tiny needle on the end. This needle enters your prostate several times and removes tiny samples of tissue. These samples are then sent to a lab to be examined. Any mild pain from the biopsy is usually minor.

**After your test**



WS Kennestone Urology  
Procedure at Tower Road  
300 Tower Road  
STE 150  
MARIETTA GA 30060-9404  
Inpatient Record

Maurice, Eugene George  
MRN: 561253820, DOB: 1/2/1949, Sex: M  
Adm: 8/28/2019, D/C: 9/4/2019

---

**All Scans (continued)**

---

**Encounter-Level Documents - 08/28/2019: (continued)**

---

Before leaving, you may need to wait for a short time while the images are reviewed. In most cases, you can go back to your normal routine after the test. If you had a biopsy and took medicine to make you sleepy, you may need to wait until it has worn off before you can go home. You might see some blood in your urine, sperm, or stool for a day or so. This is normal. Your healthcare provider will let you know when your test results are ready.

In some cases, a diagnosis can't be made from the tissue sample that was taken. If this happens, your healthcare provider will talk with you about whether you need another biopsy. Or you may need a different procedure.

Call your healthcare provider if you have:

- Very bloody urine or stool
- A fever lasting 24 to 48 hours
- Any other symptoms that your healthcare provider asks you to report, based on your health

**Date Last Reviewed:** 5/1/2017

© 2000-2019 The StayWell Company, LLC. 800 Township Line Road, Yardley, PA 19067. All rights reserved. This information is not intended as a substitute for professional medical care. Always follow your healthcare professional's instructions.





WS Kennestone Urology  
Procedure at Tower Road  
300 Tower Road  
STE 150  
MARIETTA GA 30060-9404  
Inpatient Record

Maurice, Eugene George  
MRN: 561253820, DOB: 1/2/1949, Sex: M  
Adm: 8/28/2019, D/C: 9/4/2019

---

Scan on 8/28/2019 8:02 AM by Mary Johnston: Perceptive Content Scan (below)

---

**Encounter-Level E-Signatures:**

No documentation.



WS Kennestone Urology  
 Procedure at Tower Road  
 300 Tower Road  
 STE 150  
 MARIETTA GA 30060-9404  
 Inpatient Record

Maurice, Eugene George  
 MRN: 561253820, DOB: 1/2/1949, Sex: M  
 Adm: 1/28/2020, D/C: 2/4/2020

### ENCOUNTER

|                     |                                  |                      |   |
|---------------------|----------------------------------|----------------------|---|
| Patient Class:      | <b>OP</b>                        | Unit:                | <b>KHUROPROC</b>                                |
| Hospital Service:   | <b>Urology</b>                   | Bed:                 | <b>Room/bed info not found</b>                  |
| Admitting Provider: |                                  | Referring Physician: | <b>Boren, Kristin M</b>                         |
| Attending Provider: | <b>Kristin m boren;Nikolas *</b> | AD: N                | Adm Diagnosis: <b>Cancer of prostate with *</b> |
| Admission Date:     | <b>1/28/2020</b>                 | Admission Time:      | <b>0743</b>                                     |

### PATIENT

|                        |                              |                |                     |                |                                  |
|------------------------|------------------------------|----------------|---------------------|----------------|----------------------------------|
| Name                   | <b>Eugene George Maurice</b> | Sex:           | <b>Male</b>         | DOB:           | <b>1/2/1949 (71 yrs)</b>         |
| Address:               | <b>61 SHOCKLEY WAY</b>       | Religion:      | <b>Catholic</b>     | Race:          | <b>White or caucasian</b>        |
| City:                  | <b>DALLAS GA 30157-8973</b>  | County:        | <b>PAULDING</b>     | Email Address: | <b>Gene.maurice@sgmservice.*</b> |
| Primary Care Provider: | <b>Jeffrey L Tharp, MD</b>   | Primary Phone: | <b>678-910-2298</b> |                |                                  |

#### EMERGENCY CONTACT

| Contact Name              | Legal Guardian? | Relationship to Patient | Home Phone    | Work Phone | Mobile Phone |
|---------------------------|-----------------|-------------------------|---------------|------------|--------------|
| 1. Maurice, Shirley       |                 | Spouse                  | (678)398-9479 |            | 678-910-2476 |
| 2. *No Contact Specified* |                 |                         |               |            | 678-910-2476 |

### GUARANTOR

|                      |                              |               |                     |
|----------------------|------------------------------|---------------|---------------------|
| Guarantor:           | <b>MAURICE,EUGENE GEORGE</b> | DOB:          | <b>1/2/1949</b>     |
| Address:             | <b>61 SHOCKLEY WAY</b>       | Sex:          | <b>Male</b>         |
|                      | <b>DALLAS, GA 30157-8973</b> | Home Phone:   | <b>678-398-9479</b> |
| Relation to Patient: | <b>Self</b>                  | Work Phone:   |                     |
| Guarantor ID:        | <b>123805</b>                | Mobile Phone: | <b>678-910-2298</b> |

#### GUARANTOR EMPLOYER

|           |        |         |                |
|-----------|--------|---------|----------------|
| Employer: | Phone: | Status: | <b>RETIRED</b> |
|-----------|--------|---------|----------------|

### COVERAGE

| PRIMARY INSURANCE   |                               |                          |                                  |                    |  |
|---------------------|-------------------------------|--------------------------|----------------------------------|--------------------|--|
| Payor:              | <b>AETNA MEDICARE</b>         | Plan:                    | <b>AETNA /MDCR ADV PPO H5521</b> |                    |  |
| Group Number:       | <b>000003-GA</b>              | Insurance Type:          | <b>INDEMNITY</b>                 |                    |  |
| Subscriber Name:    | <b>MAURICE,EUGENE GEOR*</b>   | Subscriber DOB:          | <b>01/02/1949</b>                |                    |  |
| Coverage            | <b>P O BOX 981106</b>         | Subscriber ID:           | <b>101048133500</b>              |                    |  |
|                     | <b>EL PASO, TX 79998-1106</b> | Pat. Rel. to Subscriber: | <b>Self</b>                      |                    |  |
| Phone:              | <b>(800)624-0756</b>          | Co-In:                   | Deductible:                      | Out of Pocket Max: |  |
| SECONDARY INSURANCE |                               |                          |                                  |                    |  |
| Payor:              |                               | Plan:                    | <b>N/A</b>                       |                    |  |
| Group Number:       |                               | Insurance Type:          |                                  |                    |  |
| Subscriber Name:    |                               | Subscriber DOB:          |                                  |                    |  |
| Coverage            |                               | Subscriber ID:           |                                  |                    |  |
| Phone:              |                               | Pat. Rel. to Subscriber: |                                  |                    |  |

April 9, 2020



WS Kennestone Urology  
 Procedure at Tower Road  
 300 Tower Road  
 STE 150  
 MARIETTA GA 30060-9404  
 Inpatient Record

Maurice, Eugene George  
 MRN: 561253820, DOB: 1/2/1949, Sex: M  
 Adm: 1/28/2020, D/C: 2/4/2020

Contact Serial#



Chart ID



**Admission Information**

|                    |          |                     |                     |                     |  |
|--------------------|----------|---------------------|---------------------|---------------------|--|
| Arrival Date/Time: |          | Admit Date/Time:    | 01/28/2020 0743     | IP Adm. Date/Time:  |  |
| Admission Type:    | Elective | Point of Origin:    | Outside Hospital    | Admit Category:     |  |
| Means of Arrival:  |          | Primary Service:    | Urology             | Secondary Service:  | N/A  |
| Transfer Source:   |          | Service Area:       | WS SERVICE AREA     | Unit:               | WellStar Kennestone<br>Urology Procedure<br>Center |
| Admit Provider:    |          | Attending Provider: | Kristin M Boren, MD | Referring Provider: | Kristin M Boren, MD                                |

**Reason for Visit**

Post-op Check

**Discharge Information**

| Discharge Date/Time | Discharge Disposition | Discharge Destination | Discharge Provider | Unit  |
|---------------------|-----------------------|-----------------------|--------------------|---|
| 02/04/2020 2359     | Home Or Self Care     | None                  | None               | WellStar Kennestone Urology<br>Procedure Center |

**Final Diagnoses (ICD-10-CM)**

| Code            | Description   | POA | CC | HAC | Affects DRG               |
|-----------------|---|-----|----|-----|---------------------------|
| C61 [Principal] | Malignant neoplasm of prostate  |     |    |     |                           |
| N42.32          | Atypical small acinar proliferation of prostate                                 |     |    |     |                           |
| I10             | Essential (primary) hypertension  |     |    |     |                           |
| I25.10          | Atherosclerotic heart disease of native coronary artery without angina pectoris |     |    |     |                           |
| E11.51          | Type 2 diabetes mellitus with diabetic peripheral angiopathy without gangrene   |     |    |     |                           |
| E66.9           | Obesity, unspecified  |     |    |     |                           |
| Z68.33          | Body mass index (bmi) 33.0-33.9, adult  |     |    |     | Exempt from POA reporting |
| E78.5           | Hyperlipidemia, unspecified   |     |    |     |                           |
| I48.0           | Paroxysmal atrial fibrillation  |     |    |     |                           |
| Z87.891         | Personal history of nicotine dependence   |     |    |     | Exempt from POA reporting |
| Z86.19          | Personal history of other infectious and parasitic diseases                     |     |    |     | Exempt from POA reporting |
| Z79.899         | Other long term (current) drug therapy  |     |    |     | Exempt from POA reporting |
| Z79.82          | Long term (current) use of aspirin  |     |    |     | Exempt from POA reporting |
| Z79.02          | Long term (current) use of antithrombotics/antiplatelets                        |     |    |     | Exempt from POA reporting |
| Z95.1           | Presence of aortocoronary bypass graft  |     |    |     | Exempt from POA reporting |
| Z95.5           | Presence of coronary angioplasty implant and graft                              |     |    |     | Exempt from POA reporting |
| Z79.84          | Long term (current) use of oral hypoglycemic drugs                              |     |    |     | Exempt from POA reporting |

**Events**

**Hospital Outpatient at 1/28/2020 0743**

Unit: WellStar Kennestone Urology Procedure Center  
 Patient class: Outpatient Service: Urology

**Discharge at 2/4/2020 2359**

Unit: WellStar Kennestone Urology Procedure Center



WS Kennestone Urology  
 Procedure at Tower Road  
 300 Tower Road  
 STE 150  
 MARIETTA GA 30060-9404  
 Inpatient Record

Maurice, Eugene George  
 MRN: 561253820, DOB: 1/2/1949, Sex: M  
 Adm: 1/28/2020, D/C: 2/4/2020

**All Scans (continued)**

**Events (continued)**

Patient class: Outpatient      Service: Urology

**Allergies as of 2/4/2020**

Reviewed on 1/28/2020

No Known Allergies

**Immunizations as of 2/4/2020**

Immunizations last reviewed by Lisa M Stephenson, MA on 7/5/2018 1253

**Annual Influenza**

Administered on: 9/26/2016 0000      Site: Left deltoid      Route: Intramuscular  
 Lot number: UI700AA

**Annual Influenza**

Administered on: 9/28/2017 0000      Site: Left deltoid      Route: Intramuscular  
 Lot number: UI842AB

**Annual Influenza**

Administered on: 10/5/2018 0000      Site: Right deltoid      Route: Intramuscular  
 Lot number: UJ031AA

**INFLUENZA HD, 65 YEARS AND ABOVE**

Administered by: Jade Westover, LPN      Administered on: 9/26/2016      Dose: 0.5 mL  
 Site: Left deltoid      Route: Intramuscular      NDC: 49281-399-88  
 CVX code: 135      VIS date: 8/7/2015  
 Manufacturer: Sanofi Pasteur      Lot number: UI700AA

**Questionnaire**

| Question                                      | Answer |
|---|--------|
| Have you ever had a serious reaction to eggs? | NO     |
| Have you ever had Guillain Barre Syndrome?    | No     |

**INFLUENZA HD, 65 YEARS AND ABOVE**

Administered by: Tina M Allen, MA      Administered on: 9/28/2017      Dose: 0.5 mL  
 Site: Left deltoid      Route: Intramuscular      NDC: 49281-401-88  
 CVX code: 135      VIS date: 09/28/2017  
 Manufacturer: Sanofi Pasteur      Lot number: UI842AB

**Questionnaire**

| Question                                      | Answer |
|---|--------|
| Have you ever had a serious reaction to eggs? | NO     |
| Have you ever had Guillain Barre Syndrome?    | No     |

**INFLUENZA HD, 65 YEARS AND ABOVE**

Administered by: Mary S Wray, MA      Administered on: 10/5/2018      Dose: 0.5 mL  
 Site: Right deltoid      Route: Intramuscular      NDC: 49281-403-88  
 CVX code: 135      VIS date: 8/7/2015  
 Product: Fluzone HD      Manufacturer: Sanofi Pasteur      Lot number: UJ031AA  
 Expiration date: 5/1/2019

**Questionnaire**

| Question                                      | Answer |
|---|--------|
| Have you ever had a serious reaction to eggs? | NO     |
| Have you ever had Guillain Barre Syndrome?    | No     |

**INFLUENZA HD, 65 YEARS AND ABOVE**

Administered by: Mary S Wray, MA      Administered on: 10/30/2019      Dose: 0.5 mL  
 Site: Left deltoid      Route: Intramuscular      NDC: 49281-405-88  
 CVX code: 135      VIS date: 8/15/2019  
 Product: FLUZONE HIGH-DOSE 2019-20 (PF)      Manufacturer: Sanofi Pasteur      Lot number: UJ285AA





WS Kennestone Urology  
 Procedure at Tower Road  
 300 Tower Road  
 STE 150  
 MARIETTA GA 30060-9404  
 Inpatient Record

Maurice, Eugene George  
 MRN: 561253820, DOB: 1/2/1949, Sex: M  
 Adm: 1/28/2020, D/C: 2/4/2020

**All Scans (continued)**

**Immunizations (continued) as of 2/4/2020**

**Questionnaire**

| Question                                      | Answer |
|---|--------|
| Have you ever had a serious reaction to eggs? | NO     |
| Have you ever had Guillain Barre Syndrome?    | No     |

**Influenza - Unspecified**

Administered on: 9/26/2016 0000 Site: Left deltoid Route: Intramuscular  
 CVX code: 88  
 Lot number: UI700AA

**Pneumococcal Conjugate 13-Valent**

Administered by: Mary S Wray, MA Administered on: 3/16/2016 Dose: 0.5 mL  
 Site: Left deltoid Route: Intramuscular NDC: 0005-1971-01  
 CVX code: 133 VIS date: 031616  
 Manufacturer: Wyeth-Ayerst Lot number: M51193

**Pneumococcal Polysaccharide**

Administered by: Mary S Wray, MA Administered on: 10/5/2018 Dose: 0.5 mL  
 Site: Left deltoid Route: Intramuscular NDC: 0006-4837-01  
 CVX code: 33 VIS date: 04/24/2015  
 Manufacturer: Merck & Co. Inc Lot number: R012497

**Questionnaire**

| Question  | Answer |
|---|--------|
| Have you ever had a serious reaction to any vaccine in the past?  | NO     |
| Are you sick today with a moderate to severe illness (e.g. fever) | NO     |

**Pneumococcal Polysaccharide**

Administered on: 10/5/2018 0000 Site: Left deltoid Route: Intramuscular  
 CVX code: 33  
 Lot number: R012497

**Medical as of 2/4/2020**

**Past Medical History**

| Diagnosis  | Date      | Comments                         | Source   |
|--|-----------|----------------------------------|----------|
| AKI (acute kidney injury) (HCC) [N17.9]  | ---       | ---                              | Provider |
| CAD (coronary artery disease) [I25.10]   | ---       | ---                              | Provider |
| Cancer of prostate with low recurrence risk (stage T1-2a and Gleason < 7 and PSA < 10) (HCC) [C61] | 1/30/2018 | ---                              | Provider |
| Cataracts, both eyes [H26.9]   | ---       | ---                              | Provider |
| Coronary atherosclerosis of native coronary artery [I25.10]  | ---       | ---                              | Provider |
| Diabetes mellitus (HCC) [E11.9]  | ---       | ---                              | Provider |
| Essential hypertension, benign [I10]   | ---       | ---                              | Provider |
| Family history of ischemic heart disease [Z82.49]  | ---       | ---                              | Provider |
| Hyperlipidemia [E78.5]   | ---       | ---                              | Provider |
| Hypertension [I10]   | ---       | ---                              | Provider |
| Infectious viral hepatitis [B15.9]   | ---       | as teen/cannont recall what type | Provider |
| Obesity [E66.9]  | ---       | ---                              | Provider |
| Other and unspecified hyperlipidemia [E78.5]   | ---       | ---                              | Provider |
| Other symptoms involving cardiovascular system [R09.89]  | ---       | ---                              | Provider |
| PVD (peripheral vascular disease) (HCC) [I73.9]  | ---       | ---                              | Provider |

**Pertinent Negatives**

| Diagnosis              | Date Noted | Comments | Source   |
|------------------------|------------|----------|----------|
| Abnormal ECG [R94.31]  | 04/07/2014 | ---      | Provider |
| Aneurysm (HCC) [I72.9] | 04/07/2014 | ---      | Provider |
| Arrhythmia [I49.9]     | 04/07/2014 | ---      | Provider |



WS Kennestone Urology  
 Procedure at Tower Road  
 300 Tower Road  
 STE 150  
 MARIETTA GA 30060-9404  
 Inpatient Record

Maurice, Eugene George  
 MRN: 561253820, DOB: 1/2/1949, Sex: M  
 Adm: 1/28/2020, D/C: 2/4/2020

**All Scans (continued)**

**Medical as of 2/4/2020 (continued)**

|                                      |            |   |          |
|--------------------------------------|------------|---|----------|
| Asthma [J45.909]                     | 04/07/2014 | — | Provider |
| Clotting disorder (HCC) [D68.9]      | 04/07/2014 | — | Provider |
| Congenital heart disease [Q24.9]     | 04/07/2014 | — | Provider |
| Deep vein thrombosis (HCC) [I82.409] | 04/07/2014 | — | Provider |
| Heart failure (HCC) [I50.9]          | 04/07/2014 | — | Provider |
| Heart murmur [R01.1]                 | 04/07/2014 | — | Provider |
| Mitral valve prolapse [I34.1]        | 04/07/2014 | — | Provider |
| Myocardial infarction (HCC) [I21.9]  | 04/07/2014 | — | Provider |
| Pulmonary embolism (HCC) [I26.99]    | 04/07/2014 | — | Provider |
| Sleep apnea [G47.30]                 | 04/07/2014 | — | Provider |
| Stroke (HCC) [I63.9]                 | 04/07/2014 | — | Provider |
| Valvular disease [I38]               | 04/07/2014 | — | Provider |

**ED Records**

**ED Arrival Information**

Patient not seen in ED

**Chief Complaint**

| Complaint     | Onset     | Comment | Last Edited By    | Time              | Relationship | ED Provider |
|---------------|-----------|---------|-------------------|-------------------|--------------|-------------|
| Post-op Check | 1/28/2020 |         | Chrissie Pope, RN | 1/29/2020 1:36 PM | None         | No          |

**ED Disposition**

None

**H&P - Encounter Notes**

**H&P by Nikolas P Symbas, MD at 1/28/2020 8:57 AM**

Author: Nikolas P Symbas, MD      Service: Urology      Author Type: Physician  
 Filed: 1/28/2020 8:58 AM      Date of Service: 1/28/2020 8:57 AM      Status: Signed  
 Editor: Nikolas P Symbas, MD (Physician)

**History and Physical**

**Chief complaint:** Prostate cancer

**History of Present Illness:**

Eugene George Maurice is a 71 y.o.male who is seen for Prostate biopsy.

Had active surveillance biopsy 8/2019

Gland 21 cc

ASAP 2/12 cores

Now here after repeat MRI 12/11/19

PI-RADS category 5 lesion in the anterior central gland, just slightly larger than on the prior.

Volume 30cc

**History:**

Negative biopsy 2016

-MRI fusion bx 1/16/18 (volume 31 gm)

-GL 3+3, 1/13 cores (LT ACZP4), 10%

\*\*did have urinary retention and needed catheterization after second biopsy\*\*



WS Kennestone Urology  
 Procedure at Tower Road  
 300 Tower Road  
 STE 150  
 MARIETTA GA 30060-9404  
 Inpatient Record

Maurice, Eugene George  
 MRN: 561253820, DOB: 1/2/1949, Sex: M  
 Adm: 1/28/2020, D/C: 2/4/2020

**H&P - Encounter Notes (continued)**

**H&P by Nikolas P Symbas, MD at 1/28/2020 8:57 AM (continued)**

Past History

Past Medical History:

| Diagnosis  | Date      |
|--|-----------|
| • AKI (acute kidney injury) (HCC)  |           |
| • CAD (coronary artery disease)  |           |
| • Cancer of prostate with low recurrence risk (stage T1-2a and Gleason < 7 and PSA < 10) (HCC) | 1/30/2018 |
| • Cataracts, both eyes   |           |
| • Coronary atherosclerosis of native coronary artery   |           |
| • Diabetes mellitus (HCC)  |           |
| • Essential hypertension, benign   |           |
| • Family history of ischemic heart disease   |           |
| • Hyperlipidemia   |           |
| • Hypertension   |           |
| • Infectious viral hepatitis<br><i>as teen/cannont recall what type</i>                        |           |
| • Obesity  |           |
| • Other and unspecified hyperlipidemia   |           |
| • Other symptoms involving cardiovascular system   |           |
| • PVD (peripheral vascular disease) (HCC)  |           |

Past Surgical History:

| Procedure   | Laterality | Date      |
|---|------------|-----------|
| • APPENDECTOMY  |            |           |
| • CAROTID ENDARTERECTOMY<br>x2  |            |           |
| • COLONOSCOPY<br><i>as of 9/2014 has not had this</i>   |            |           |
| • CORONARY ARTERY BYPASS GRAFT<br>X6  |            | 1992      |
| • CORONARY STENT PLACEMENT<br><i>sheikh</i>   |            | 2014      |
| • EGD<br><i>Procedure: GI-EGD (LVL5) W/ BX; Surgeon: Sohail Asfandiyar, MD; Location: KH GI/BRONCH; Service: Gastroenterology; Laterality: N/A;</i> | N/A        | 6/19/2018 |
| • shingles  |            | 9/2015    |
| • VASCULAR SURGERY<br><i>right leg</i>  |            |           |

No Known Allergies  
 (Not in a hospital admission)

Social and Family History  
 Social History

Tobacco Use

- Smoking status: Former Smoker
  - Packs/day: 1.00
  - Years: 25.00
  - Pack years: 25.00
  - Types: Cigarettes
  - Last attempt to quit: 4/7/1992
  - Years since quitting: 27.8
- Smokeless tobacco: Never Used

Substance Use Topics

- Alcohol use: Yes
  - Alcohol/week: 4.0 standard drinks



WS Kennestone Urology  
 Procedure at Tower Road  
 300 Tower Road  
 STE 150  
 MARIETTA GA 30060-9404  
 Inpatient Record

Maurice, Eugene George  
 MRN: 561253820, DOB: 1/2/1949, Sex: M  
 Adm: 1/28/2020, D/C: 2/4/2020

**H&P - Encounter Notes (continued)**

**H&P by Nikolas P Symbas, MD at 1/28/2020 8:57 AM (continued)**

Types: 2 Glasses of wine, 2 Shots of liquor per week  
 Comment: rarely

**Family History**

| Problem                   | Relation | Age of Onset |
|---------------------------|----------|--------------|
| • Coronary artery disease | Mother   |              |
| • Other<br>MI             | Mother   |              |
| • Other<br>MI             | Brother  |              |
| • Anemia                  | Neg Hx   |              |
| • Arrhythmia              | Neg Hx   |              |
| • Asthma                  | Neg Hx   |              |
| • Clotting disorder       | Neg Hx   |              |
| • Fainting                | Neg Hx   |              |
| • Heart attack            | Neg Hx   |              |
| • Heart disease           | Neg Hx   |              |
| • Heart failure           | Neg Hx   |              |
| • Hyperlipidemia          | Neg Hx   |              |
| • Hypertension            | Neg Hx   |              |
| • Stroke                  | Neg Hx   |              |

A comprehensive review of systems was negative.

GEN: No acute distress  
 EYES: EOMI  
 HEENT: Moist mucus membranes, Sclera non-icteric  
 CV: Regular rate and rhythm by peripheral pulse  
 PULM: Easy work of breathing  
 ABD: Soft, Not tender, Not distended  
 EXT: No significant lower extremity edema  
 SKIN: No rashes appreciated  
 NEURO: No focal deficits

Assessment: Prostate cancer

Plan: MRI fusion biopsy

Nikolas P Symbas, MD  
 Wellstar Urology  
 55 Whitcher St.  
 Marietta, GA 30060  
 (p) 770-428-4475  
 (f) 770-426-1499

Electronically Signed by Nikolas P Symbas, MD on 1/28/2020 8:58 AM

**Discharge Instr - Activity - Encounter Notes**

**Discharge Instr - Activity by Lisa M Olivarez, RN at 1/28/2020 9:25 AM**

Author: Lisa M Olivarez, RN      Service: —      Author Type: Registered Nurse  
 Filed: 1/28/2020 9:25 AM      Date of Service: 1/28/2020 9:25 AM      Status: Written  
 Editor: Lisa M Olivarez, RN (Registered Nurse)





WS Kennestone Urology  
Procedure at Tower Road  
300 Tower Road  
STE 150  
MARIETTA GA 30060-9404  
Inpatient Record

Maurice, Eugene George  
MRN: 561253820, DOB: 1/2/1949, Sex: M  
Adm: 1/28/2020, D/C: 2/4/2020

---

**Discharge Instr - Activity - Encounter Notes (continued)**

---

Discharge Instr - Activity by Lisa M Olivarez, RN at 1/28/2020 9:25 AM (continued)

---

**Discharge Instructions**

**1. General Anesthesia or Sedation**

Do not drive or operate machinery for 24 hours

Do not consume alcohol, tranquilizers, sleeping medication or any other non-prescribed medication for 24 hours.

Do not make any important decisions or sign any important documents in the next 24 hours.

You should have someone with you at home tonight.

**2. Activity**

You are advised to go directly home from the Urology Associates Surgery Center and rest for a day. Resume light to normal activity tomorrow.

Do not engage in heavy lifting while you see blood in the urine or stool.

**3. Fluids and Diet**

Begin with clear liquids, bouillon, dry toast, soda crackers. If not nauseated, you may go to a regular diet when you desire.

Greasy or spicy foods are not advised.

Drink plenty of water while you see blood in the urine or stool.

If you are diabetic, please eat before you take your diabetes medication.

**4. Medications and Plan**

Prescriptions sent with you. Use as directed. When taking pain medications, you may experience dizziness or drowsiness. Do not drink alcohol or drive when you are taking these medications.

You may take non-prescription "headache remedy" type medications that you normally use, if your surgeon permits, preferably one that does not contain aspirin.

You may resume your daily prescription medication when you get home.

**Prescriptions**

Tylenol as needed for pain or discomfort.

Antibiotic: Cipro this evening.

Patient was provided with updated medication list.

**6. Follow up Care**

Your physician may call you with biopsy results.

**Special Complications to Watch For**

You may see blood in your urine or stool for days to weeks.

You may see blood in your ejaculate for up to 6 weeks.

If you have a fever, chills, and are feeling poorly, take your temperature by mouth. Call the office if it is over 101\* F.

Please call us if you have large blood clots, difficulty urinating or pain not relieved by Tylenol.



WS Kennestone Urology  
Procedure at Tower Road  
300 Tower Road  
STE 150  
MARIETTA GA 30060-9404  
Inpatient Record

Maurice, Eugene George  
MRN: 561253820, DOB: 1/2/1949, Sex: M  
Adm: 1/28/2020, D/C: 2/4/2020

---

**Discharge Instr - Activity - Encounter Notes (continued)**

---

**Discharge Instr - Activity by Lisa M Olivarez, RN at 1/28/2020 9:25 AM (continued)**

---

**If you have any questions the day of your procedure please call 470-245-9860 to speak with a nurse.  
For problems or questions after 4:30pm call your urologist at 770-428-4475**

**If you need immediate attention, go to the emergency room.**

Electronically Signed by Lisa M Olivarez, RN on 1/28/2020 9:25 AM



WS Kennestone Urology  
 Procedure at Tower Road  
 300 Tower Road  
 STE 150  
 MARIETTA GA 30060-9404  
 Inpatient Record

Maurice, Eugene George  
 MRN: 561253820, DOB: 1/2/1949, Sex: M  
 Adm: 1/28/2020, D/C: 2/4/2020

### Surgery Report

#### General Information

|   |                      |                   |
|---|----------------------|-------------------|
| Date: 1/28/2020   | Time:                | Status: Completed |
| Location: WS Kennestone Urology Procedure at Tower Road | Room:                | Service:          |
| Patient class:  | Case classification: |                   |

#### Diagnosis Information

No post-op diagnosis codes associated with the log.

#### Case Tracking Events

| Event                         | Time In |
|-------------------------------|---------|
| In Facility                   | 0743    |
| In Pre-Procedure              |         |
| In Block Room                 |         |
| Out Block Room                |         |
| Pre-Procedure Complete        |         |
| Out of Pre-op                 |         |
| Anesthesia Available          |         |
| In Room                       |         |
| Anesthesia Start              | 0906    |
| Anesthesia Ready              |         |
| Procedure Start               |         |
| Procedure End                 |         |
| Out of Room                   |         |
| Patient to Floor/ICU          |         |
| In Phase I                    |         |
| Anesthesia Stop               | 0922    |
| Phase I Criteria Met          |         |
| Out of Phase I                |         |
| In Phase II                   |         |
| Phase II Care Complete        |         |
| Out of Phase II               |         |
| Remove from Status Board      |         |
| Anesthesia Follow-up Needed   |         |
| Anesthesia Follow-up Complete |         |
| Moderate Sedation Begin       |         |
| Moderate Sedation End         |         |

#### Questionnaire Data

None

#### PNDS Information

##### Outcomes - Pre-op

| Used? | Description (Code)   |
|-------|--|
| Yes   | The patient participates in decisions affecting his or her perioperative plan of care. (O23)               |
| Yes   | The patient demonstrates knowledge of the expected responses to the operative or invasive procedure. (O31) |

##### Outcomes - Intra-op

| Used? | Description (Code)   |
|-------|--|
| Yes   | The patient is free from signs and symptoms of injury caused by extraneous objects. (O2) |
| Yes   | The patient is free from signs and symptoms of injury related to positioning. (O5)       |
| Yes   | The patient is free from signs and symptoms of infection. (O10)                          |

##### Outcomes - Post-op

| Used? | Description (Code)   |
|-------|--|
| Yes   | The patient is at or returning to normothermia at the conclusion of the immediate postoperative period. (O12)            |
| Yes   | The patient's respiratory function is consistent with or improved from baseline levels established preoperatively. (O14) |
| Yes   | The patient demonstrates knowledge of pain management. (O20)   |
| Yes   | The patient demonstrates knowledge of wound management. (O22)  |
| Yes   | The patient demonstrates and/or reports adequate pain control throughout the perioperative period. (O29)                 |



WS Kennestone Urology  
 Procedure at Tower Road  
 300 Tower Road  
 STE 150  
 MARIETTA GA 30060-9404  
 Inpatient Record

Maurice, Eugene George  
 MRN: 561253820, DOB: 1/2/1949, Sex: M  
 Adm: 1/28/2020, D/C: 2/4/2020

**Surgery Report (continued)**

**PNDS Information (continued)**

**Diagnoses**

| Present? | Description (Code)                         |
|----------|--|
| Yes      | Risk for infection (X28)                   |
| Yes      | Risk for injury (X29)                      |
| Yes      | Deficient knowledge (X30)                  |
| Yes      | Acute pain (X38)                           |
| Yes      | Anxiety (X4)                               |
| Yes      | Risk for impaired skin integrity (X51)     |
| Yes      | Risk for imbalanced body temperature (X57) |
| Yes      | Ineffective breathing pattern (X7)         |

**Timeouts**

**Pre-Procedure Timeout**

Right Patient, Right Site, Right Procedure

Pre-Procedure Verification

Correct patient?: Yes  
 Correct site?: Yes  
 Correct procedure?: Yes  
 Correct laterality?: N/A

H&P note verified?: Yes  
 Consents verified?: Yes  
 Site marked?: N/A  
 Allergies reviewed?: Yes

Verification Date and Time: 1/28/2020 9:08 AM

**Anesthesia Encounters**

**Anesthesia Encounter - Episode ID 44151006**

**Anesthesia Summary - Maurice, Eugene George [561253820] Male 71 y.o.**

Current as of 01/28/20 0900

Height: 67" (1.702 m) (01/28/20)  
 Weight: 97.1 kg (214 lb) (01/28/20)  
 BMI: 33.5 (01/28/20)  
 NPO Status: 2200  
 Allergies: No Known Allergies

**Procedure Summary**

Date: 01/28/20  
 Anesthesia Start: 0906  
 Procedure: KUP PROSTATE BIOPSY W NDL

Room / Location: WellStar Kennestone Urology Procedure Center  
 Anesthesia Stop: 0922  
 Diagnosis:  
 Cancer of prostate with low recurrence risk (stage T1-2a and Gleason < 7 and PSA < 10) (HCC)  
 Elevated PSA  
 Responsible Provider: Robert G Lawhead, MD  
 ASA Status: 3

Scheduled Providers: Nikolas P Symbas, MD; Robert G Lawhead, MD  
 Anesthesia Type: MAC

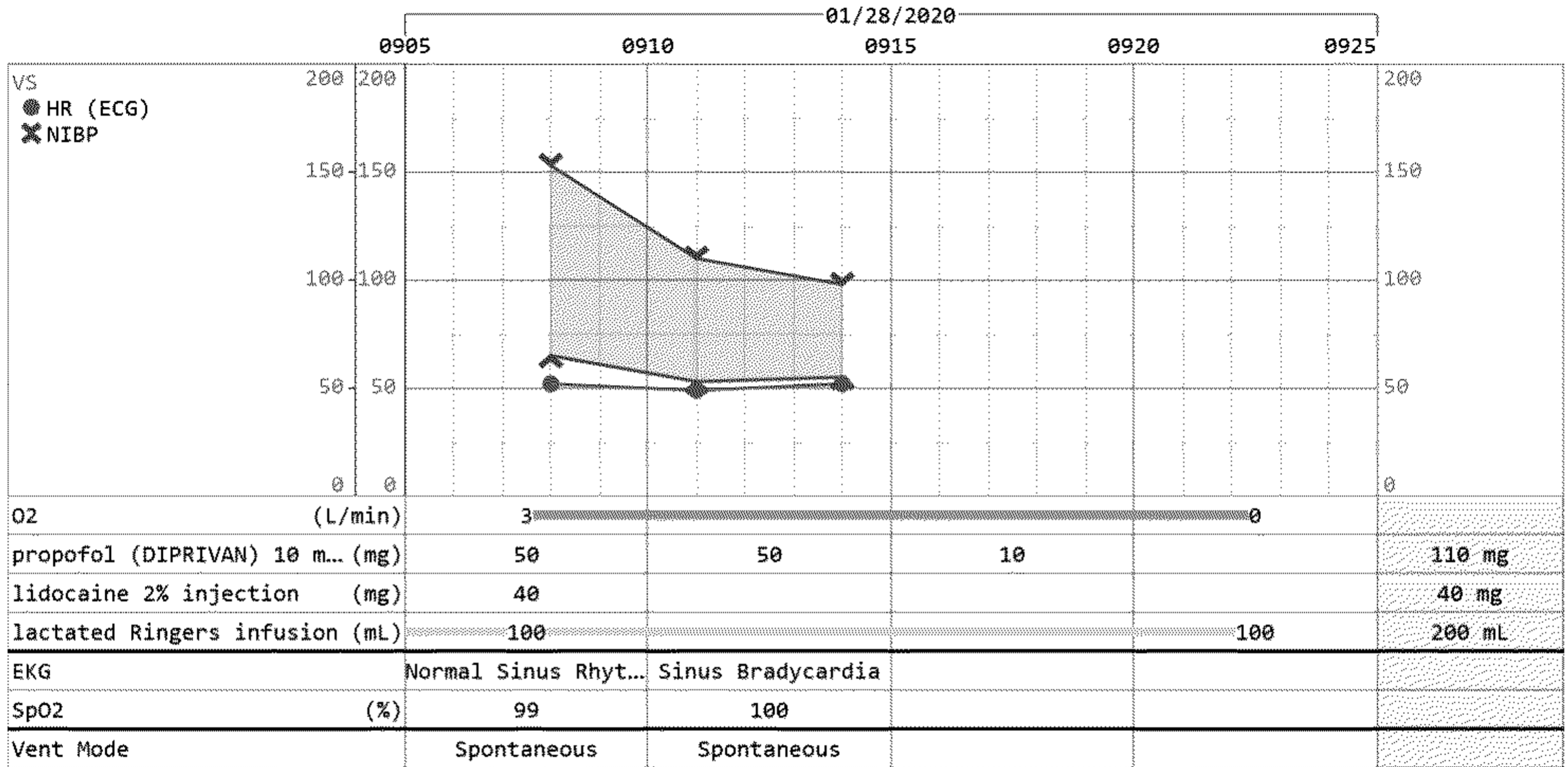




WS Kennestone Urology  
 Procedure at Tower Road  
 300 Tower Road  
 STE 150  
 MARIETTA GA 30060-9404  
 Inpatient Record

Maurice, Eugene George  
 MRN: 561253820, DOB: 1/2/1949, Sex: M  
 Adm: 1/28/2020, D/C: 2/4/2020

Anesthesia Encounter - Episode ID 44151006 (continued)



| Name                 | Role | Begin | End  |
|----------------------|------|-------|------|
| Robert G Lawhead, MD | ANMD | 0906  | 0922 |

| Date      | Time | Event   |
|-----------|------|---|
| 1/28/2020 | 0900 | Signed/Cosigned and Ready for Procedure   |
|           | 0906 | Anesthesia Start  |
|           | 0922 | Handoff to Receiving Nurse<br>I completed my handoff to the receiving nurse during which we:<br>1. Identified the patient<br>2. Identified the responsible providers<br>3. Discussed the surgical procedure and course<br>4. Reviewed the pertinent medical history and allergies<br>5. Reviewed intra-op anesthesia management (airway, medications and I&O)<br>6. Reviewed nerve block expectations (when applicable)<br>7. Set expectations for post-procedure period and reviewed post-op orders<br>8. Allowed opportunity for questions and acknowledgement of understanding |
|           | 0922 | Anesthesia Stop   |

Anesthesia Medical History

|  |  |
|--|--|
| Other symptoms involving cardiovascular system   | Coronary atherosclerosis of native coronary artery |
| Family history of ischemic heart disease   | Other and unspecified hyperlipidemia               |
| Essential hypertension, benign   | PVD (peripheral vascular disease) (HCC)            |
| Obesity  | Hypertension                                       |
| Hyperlipidemia   | CAD (coronary artery disease)                      |
| Infectious viral hepatitis   | Diabetes mellitus (HCC)                            |
| Cancer of prostate with low recurrence risk (stage T1-2a and Gleason < 7 and PSA < 10) (HCC) | AKI (acute kidney injury) (HCC)                    |
| Cataracts, both eyes   | Gout   |

Substance History

Smoking Status: Former Smoker - 25 pack years  
 Quit Smoking: 04/07/92  
 Smokeless Tobacco Status: Never Used



WS Kennestone Urology  
 Procedure at Tower Road  
 300 Tower Road  
 STE 150  
 MARIETTA GA 30060-9404  
 Inpatient Record

Maurice, Eugene George  
 MRN: 561253820, DOB: 1/2/1949, Sex: M  
 Adm: 1/28/2020, D/C: 2/4/2020

**Anesthesia Encounter - Episode ID 44151006 (continued)**

**Substance History (continued)**

Alcohol use: Yes; 4.0 standard drinks per week  
 Drug use: No

**Surgical History**

|                        |                              |
|------------------------|------------------------------|
| APPENDECTOMY           | CORONARY ARTERY BYPASS GRAFT |
| CAROTID ENDARTERECTOMY | CORONARY STENT PLACEMENT     |
| COLONOSCOPY            | shingles                     |
| EGD                    | VASCULAR SURGERY             |

**Facility Administered Medications**

Taken on 01/28/20

|   |   |
|---|---|
| gentamicin (GARAMYCIN) injection 40 mg/mL | lidocaine (XYLOCAINE) local injection 2 % |
| lactated Ringers infusion                 | lidocaine (XYLOCAINE) local injection 2 % |
| propofol (DIPRIVAN) injection 10 mg/mL    |   |

**Prescription Medications**

Within last 14 days from 01/28/20

|   | Last Taken | Last Updated  |
|---|------------|---------------|
| aspirin 81 MG EC tablet   | Taking     | 01/28/20 0822 |
| atorvastatin (LIPITOR) 80 MG tablet                                 | 1/27/2020  | 01/28/20 0822 |
| ciprofloxacin HCl (CIPRO) 500 MG tablet                             | Taking     | 01/28/20 0822 |
| clopidogrel (PLAVIX) 75 mg tablet                                   | Taking     | 01/28/20 0822 |
| cyanocobalamin, vitamin B-12, (VITAMIN B12 ORAL)                    | 1/27/2020  | 01/28/20 0822 |
| diclofenac (VOLTAREN) 1 % Gel                                       | As needed  | 01/28/20 0822 |
| ferrous sulfate 324 mg (65 mg iron) TbEC                            | 1/27/2020  | 01/28/20 0822 |
| furosemide (LASIX) 40 MG tablet                                     | 1/27/2020  | 01/28/20 0822 |
| isosorbide mononitrate (IMDUR) 60 MG tablet, extended release 24 hr | 1/27/2020  | 01/28/20 0822 |
| nitroglycerin (NITROSTAT) 0.4 MG SL tablet                          | Not Taking | 01/28/20 0822 |
| ramipril (ALTACE) 5 MG capsule                                      | Taking     | 01/28/20 0822 |
| sotalol (BETAPACE) 80 MG tablet                                     | Taking     | 01/28/20 0822 |
| blood sugar diagnostic (ONETOUCH VERIO) strip                       | Taking     | 01/28/20 0822 |
| metFORMIN (GLUCOPHAGE) 500 MG tablet (Discontinued)                 | Taking     | 11/15/19 1400 |
| metFORMIN (GLUCOPHAGE) 500 MG tablet                                | 1/27/2020  | 01/28/20 0822 |
| sotalol (BETAPACE) 80 MG tablet (Discontinued)                      | Taking     | 01/17/20 0831 |
| tamsulosin (FLOMAX) 0.4 mg 24 hr capsule                            |            |               |

**Preprocedure Vitals**

Current as of 01/28/20 0900

|                                  |                                     |
|----------------------------------|-------------------------------------|
| BP: 153/65                       | Pulse: 48                           |
| Resp: 16                         | SpO2: 97                            |
| Temp: 98.4 °F (36.9 °C)          |                                     |
| Height: 67" (1.702 m) (01/28/20) | Weight: 97.1 kg (214 lb) (01/28/20) |
| BMI: 33.5                        | IBW: 66.1 kg (145 lb 12.2 oz)       |
| Last edited 01/28/20 0831 by SC  |                                     |

**Blood Orders**

Ordered in last 14 days - Current as of 04/09/20 0954

No blood orders found

**Hematology Labs (Last 90 days)**

|     | 03/17 0914 |
|-----|------------|
| HGB | 13.3 ▼     |
| HCT | --         |
| Plt | --         |

**Anesthesia Encounter - Episode ID 44151006 (continued)**

**Electrolyte Labs (continued)** (Last 90 days)

|      | 03/17 0914       |
|------|------------------|
| K+   | 5.2 <sup>^</sup> |
| Na+  | --               |
| Cl-  | --               |
| HCO3 | --               |


**Procedure Notes**

No procedure notes have been written.

**Preprocedure Note**

Last edited 01/28/20 0900 by Robert G Lawhead, MD  
 Date of Service 01/28/20 0859  
 Status: Signed

**Anesthesia Pre-op Evaluation**



**Patient Name:** Eugene George Maurice    **MRN:** 561253820  
**Date of Birth:** 1/2/1949    **Age:** 71 yrs    **Sex:** Male  
**Height:** 1.702 m (5' 7")    **Weight:** 97.1 kg (214 lb)    **BMI:** Body mass index is 33.52 kg/m<sup>2</sup>.

**Pre-Assessment Information**

No Known Allergies

**Past Medical History:**

- | Diagnosis  | Date      |
|--|-----------|
| • AKI (acute kidney injury) (HCC)  |           |
| • CAD (coronary artery disease)  |           |
| • Cancer of prostate with low recurrence risk (stage T1-2a and Gleason < 7 and PSA < 10) (HCC) | 1/30/2018 |
| • Cataracts, both eyes   |           |
| • Coronary atherosclerosis of native coronary artery   |           |
| • Diabetes mellitus (HCC)  |           |
| • Essential hypertension, benign   |           |
| • Family history of ischemic heart disease   |           |
| • Hyperlipidemia   |           |
| • Hypertension   |           |
| • Infectious viral hepatitis<br>as teen/cannont recall what type                               |           |
| • Obesity  |           |



WS Kennestone Urology  
 Procedure at Tower Road  
 300 Tower Road  
 STE 150  
 MARIETTA GA 30060-9404  
 Inpatient Record

Maurice, Eugene George  
 MRN: 561253820, DOB: 1/2/1949, Sex: M  
 Adm: 1/28/2020, D/C: 2/4/2020

**Anesthesia Encounter - Episode ID 44151006 (continued)**

**Preprocedure Note (continued)**

- Other and unspecified hyperlipidemia
- Other symptoms involving cardiovascular system
- PVD (peripheral vascular disease) (HCC)

**Past Surgical History:**

| Procedure   | Laterality | Date      |
|---|------------|-----------|
| • APPENDECTOMY  |            |           |
| • CAROTID ENDARTERECTOMY<br>x2  |            |           |
| • COLONOSCOPY<br><i>as of 9/2014 has not had this</i>   |            |           |
| • CORONARY ARTERY BYPASS GRAFT<br>X6  |            | 1992      |
| • CORONARY STENT PLACEMENT<br><i>sheikh</i>   |            | 2014      |
| • EGD<br><i>Procedure: GI-EGD (LVL5) W/ BX; Surgeon: Sohail Asfandiyar, MD; Location: KH GIBBRONCH; Service: Gastroenterology; Laterality: N/A;</i> | N/A        | 6/19/2018 |
| • shingles  |            | 9/2015    |
| • VASCULAR SURGERY<br><i>right leg</i>  |            |           |

**Tobacco Use**

- Smoking status: Former Smoker
  - Packs/day: 1.00
  - Years: 25.00
  - Pack years: 25.00
  - Types: Cigarettes
  - Last attempt to quit: 4/7/1992
  - Years since quitting: 27.8
- Smokeless tobacco: Never Used

**Substance and Sexual Activity**

- Alcohol use: Yes
  - Alcohol/week: 4.0 standard drinks
  - Types: 2 Glasses of wine, 2 Shots of liquor per week
  - Comment: rarely*
- Drug use: No
- Sexual activity: Yes
  - Partners: Female
  - Birth control/protection: None

**Documented NPO status:**

Date of last liquid: 01/28/20  
 Time of last liquid: 0630  
 Date of last solid: 01/28/20





WS Kennestone Urology  
Procedure at Tower Road  
300 Tower Road  
STE 150  
MARIETTA GA 30060-9404  
Inpatient Record

Maurice, Eugene George  
MRN: 561253820, DOB: 1/2/1949, Sex: M  
Adm: 1/28/2020, D/C: 2/4/2020

**Anesthesia Encounter - Episode ID 44151006 (continued)**

**Preprocedure Note (continued)**

Time of last solid: 2200

**Review of Systems**

**Relevant Problems**

**CARDIOVASCULAR**

- (+) Angina pectoris (HCC)
- (+) Atrial flutter (HCC)
- (+) Controlled type 2 diabetes mellitus with diabetic peripheral angiopathy without gangrene, without long-term current use of insulin (HCC)
- (+) Coronary artery disease of native artery of native heart with stable angina pectoris (HCC)
- (+) Essential hypertension
- (+) Localized edema
- (+) PAF (paroxysmal atrial fibrillation) (HCC)

**ENDOCRINE**

- (+) Controlled type 2 diabetes mellitus with diabetic peripheral angiopathy without gangrene, without long-term current use of insulin (HCC)

**GI/HEPATIC**

- (+) Obesity

**Physical Exam**

Patient's patient summary and labs reviewed.

**Mental Status:** normal exam

**Airway:**

Mallampati: II  
Neck ROM: full  
TM distance: >3 FB

**Dental:** normal exam

Patient is aware of the dental risk(s) associated with airway management.



WS Kennestone Urology  
Procedure at Tower Road  
300 Tower Road  
STE 150  
MARIETTA GA 30060-9404  
Inpatient Record

Maurice, Eugene George  
MRN: 561253820, DOB: 1/2/1949, Sex: M  
Adm: 1/28/2020, D/C: 2/4/2020

**Anesthesia Encounter - Episode ID 44151006 (continued)**

**Preprocedure Note (continued)**

**Cardiovascular:** normal exam

Rhythm: regular

Rate: normal

**Pulmonary:** normal exam

Respiratory Effort: normal

Breath sounds clear to auscultation.

**Anesthesia Plan**

**ASA:** 3

**Anesthetic Plan:** MAC

**Airway Management:** supplemental O2

**Premedication Plan:** none

**Induction:** Intravenous

**Anesthetic plan and risks discussed with:** Patient.

Electronically signed by Robert G Lawhead, MD at 1/28/2020 9:00 AM

**All Postprocedure Notes**

Last edited 01/28/20 0950 by Robert G Lawhead, MD

Date of Service 01/28/20 0950

Status: Signed

**Patient Name:** Eugene George Maurice

**Procedure Summary**

Date: 01/28/20

Room / Location: WellStar Kennestone Urology



WS Kennestone Urology  
 Procedure at Tower Road  
 300 Tower Road  
 STE 150  
 MARIETTA GA 30060-9404  
 Inpatient Record

Maurice, Eugene George  
 MRN: 561253820, DOB: 1/2/1949, Sex: M  
 Adm: 1/28/2020, D/C: 2/4/2020

**Anesthesia Encounter - Episode ID 44151006 (continued)**

**All Postprocedure Notes (continued)**

|   |  |
|---|--|
| Anesthesia Start: 0906  | Procedure Center   |
| Procedure: KUP PROSTATE BIOPSY W NDL                            | Anesthesia Stop: 0922  |
|   | Diagnosis:   |
|   | Cancer of prostate with low recurrence risk (stage T1-2a and Gleason < 7 and PSA < 10) (HCC) |
|   | Elevated PSA   |
| Scheduled Providers: Nikolas P Symbas, MD; Robert G Lawhead, MD | Responsible Provider: Robert G Lawhead, MD   |
| Anesthesia Type: MAC  | ASA Status: 3  |

**Final Anesthesia Type: MAC**

| Vitals | Value             | Taken Time        |
|--------|-------------------|-------------------|
| BP     | 159/66            | 1/28/2020 9:49 AM |
| Temp   | 36.7 °C (98.1 °F) | 1/28/2020 9:23 AM |
| Pulse  | 49                | 1/28/2020 9:49 AM |
| Resp   | 16                | 1/28/2020 9:49 AM |
| SpO2   | 99 %              | 1/28/2020 9:49 AM |

**Patient location:** PACU  
**Post vital signs:** post-procedure vital signs reviewed and stable  
**Level of consciousness:** awake, alert and oriented  
**Post-anesthesia pain:**  
 Pain Status: adequate analgesia

**Airway patency:** patent  
**Respiratory:** spontaneous ventilation  
**Cardiovascular:** blood pressure at baseline and stable  
**Hydration:** euvolemic  
**Nausea and vomiting:** no signs of nausea and vomiting  
**Anesthetic complications:** No

Electronically signed by Robert G Lawhead, MD at 1/28/2020 9:50 AM

**Attestation Information**

| Staff Name           | Date     | Time | Type                     |
|----------------------|----------|------|--------------------------|
| Robert G Lawhead, MD | 01/28/20 | 0848 | Pre-Induction Assessment |
| Robert G Lawhead, MD | 01/28/20 | 0848 | Anesthesia Present       |

**Medications**

| Medication                                  | Rate/Dose/Volume | Action | Date Time     | Administering User   | Audit |
|---|------------------|--------|---------------|----------------------|-------|
| propofol (DIPRIVAN) 10 mg/mL injection (mg) | 50 mg            | Given  | 01/28/20 0908 | Robert G Lawhead, MD |       |
|   | 50 mg            | Given  | 0911          | Robert G Lawhead, MD |       |



WS Kennestone Urology  
Procedure at Tower Road  
300 Tower Road  
STE 150  
MARIETTA GA 30060-9404  
Inpatient Record

Maurice, Eugene George  
MRN: 561253820, DOB: 1/2/1949, Sex: M  
Adm: 1/28/2020, D/C: 2/4/2020

**Anesthesia Encounter - Episode ID 44151006 (continued)**

**Medications (continued)**

| Medication                        | Rate/Dose/Volume | Action                          | Date Time     | Administering User      | Audit |
|-----------------------------------|------------------|---------------------------------|---------------|-------------------------|-------|
|                                   | 10 mg            | Given                           | 0915          | Robert G Lawhead,<br>MD |       |
| lidocaine 2% injection<br>(mg)    | 40 mg            | Given                           | 01/28/20 0908 | Robert G Lawhead,<br>MD |       |
| lactated Ringers infusion<br>(mL) | 100 mL           | Anesthesia Volume<br>Adjustment | 01/28/20 0908 | Robert G Lawhead,<br>MD |       |
| Dosing weight: 97.1 kg            | 100 mL           | Stopped                         | 0922          | Robert G Lawhead,<br>MD |       |

**Signoff Status**

None





WS Kennestone Urology  
Procedure at Tower Road  
300 Tower Road  
STE 150  
MARIETTA GA 30060-9404  
Anesthesia Report

Maurice, Eugene George  
MRN: 561253820, DOB: 1/2/1949, Sex: M  
Adm: 1/28/2020, D/C: 2/4/2020

**Flowsheets (all recorded)**

**Agents**

| Row Name | 01/28/20 0922 | 01/28/20 0907 |
|----------|---------------|---------------|
| Agents   |               |               |
| O2       | 0 L/min -RL   | 3 L/min -RL   |



WS Kennestone Urology  
Procedure at Tower Road  
300 Tower Road  
STE 150  
MARIETTA GA 30060-9404  
Anesthesia Report

Maurice, Eugene George  
MRN: 561253820, DOB: 1/2/1949, Sex: M  
Adm: 1/28/2020, D/C: 2/4/2020

**Flowsheets (all recorded)**

**Anesthesia Checklist**

| Row Name             | 01/28/20 0847  |
|----------------------|--|
| Anesthesia Checklist |  |
| Monitors In Use      | Anesthesia apparatus checked;Pulse oximeter;O2 analyzer;Gas humidifier;Capnometer;Infusion pump;PC/E stethoscope;Ventilator;Fluids warmer;Nerve stimulator -RL |
| NIBP Site            | Arm L -RL  |
| Cardiac              | EKG -RL  |
| Leads                | 3 -RL  |



WS Kennestone Urology  
Procedure at Tower Road  
300 Tower Road  
STE 150  
MARIETTA GA 30060-9404  
Anesthesia Report

Maurice, Eugene George  
MRN: 561253820, DOB: 1/2/1949, Sex: M  
Adm: 1/28/2020, D/C: 2/4/2020

**Flowsheets (all recorded)**

**Agents**

| Row Name | 01/28/20 0922 | 01/28/20 0907 |
|----------|---------------|---------------|
| Agents   |               |               |
| O2       | 0 L/min -RL   | 3 L/min -RL   |



WS Kennestone Urology  
Procedure at Tower Road  
300 Tower Road  
STE 150  
MARIETTA GA 30060-9404  
Anesthesia Report

Maurice, Eugene George  
MRN: 561253820, DOB: 1/2/1949, Sex: M  
Adm: 1/28/2020, D/C: 2/4/2020

Flowsheets (all recorded)

Graph Vitals

| Row Name | 01/28/20 0914 | 01/28/20 0911 | 01/28/20 0908 |
|----------|---------------|---------------|---------------|
| BP/Pulse |               |               |               |
| HR (ECG) | 52 -RL        | (I) 49 -RL    | 52 -RL        |
| NIBP     | 98/55 -RL     | 110/53 -RL    | 153/65 -RL    |





WS Kennestone Urology  
Procedure at Tower Road  
300 Tower Road  
STE 150  
MARIETTA GA 30060-9404  
Anesthesia Report

Maurice, Eugene George  
MRN: 561253820, DOB: 1/2/1949, Sex: M  
Adm: 1/28/2020, D/C: 2/4/2020

**Flowsheets (all recorded)**

**EKG/Respiratory**

| Row Name | 01/28/20 0911         | 01/28/20 0909              |
|----------|-----------------------|----------------------------|
| EKG/Resp |                       |                            |
| EKG      | Sinus Bradycardia -RL | Normal Sinus Rhythm<br>-RL |
| SpO2     | 100 % -RL             | 99 % -RL                   |



WS Kennestone Urology  
 Procedure at Tower Road  
 300 Tower Road  
 STE 150  
 MARIETTA GA 30060-9404  
 Anesthesia Report

Maurice, Eugene George  
 MRN: 561253820, DOB: 1/2/1949, Sex: M  
 Adm: 1/28/2020, D/C: 2/4/2020

**Flowsheets (all recorded)**

**Vent Settings**

| Row Name    | 01/28/20 0910   | 01/28/20 0907   |
|-------------|-----------------|-----------------|
| Respiratory |                 |                 |
| Vent Mode   | Spontaneous -RL | Spontaneous -RL |

**User Key**

(r) = Recorded By, (t) = Taken By, (c) = Cosigned By

| Initials | Name                 | Effective Dates     |
|----------|----------------------|---------------------|
| RL       | Robert G Lawhead, MD | 01/22/20 - 01/28/20 |

**Flowsheet Notes**

No notes of this type exist for this encounter.

**Encounter-Level E-Signatures:**

No documentation.

**Nursing - Orders and Results**

**MAINTAIN IV ACCESS [870656967]**

Electronically signed by: **Robert G Lawhead, MD on 01/28/20 1030** Status: **Discontinued**  
 Mode: Ordering in Per protocol: cosign required mode  
 Communicated by: Sharon H Crider, RN  
 Ordering user: Sharon H Crider, RN 01/28/20 0818  
 Ordering provider: Robert G Lawhead, MD  
 Authorized by: Robert G Lawhead, MD  
 Ordering mode: Per protocol: cosign required  
 Quantity: 1  
 Instance released by: Sharon H Crider, RN (auto-released) 1/28/2020 8:18 AM  
 Discontinued by: Automatic Discharge Provider 02/05/20 0418 [Patient Discharge]

**PATIENT EDUCATION (SPECIFY) [870656970]**

Electronically signed by: **Nikolas P Symbas, MD on 01/28/20 0904** Status: **Discontinued**  
 Mode: Ordering in Per protocol: cosign required mode  
 Communicated by: Chrissie Pope, RN  
 Ordering user: Chrissie Pope, RN 01/22/20 1411  
 Ordering provider: Nikolas P Symbas, MD  
 Authorized by: Nikolas P Symbas, MD  
 Ordering mode: Per protocol: cosign required  
 Quantity: 1  
 Instance released by: Sharon H Crider, RN (auto-released) 1/28/2020 8:18 AM  
 Discontinued by: Automatic Discharge Provider 02/05/20 0419 [Patient Discharge]  
 Order comments: On preparation for the procedure as well as discharge instructions

**Code Status - Orders and Results**

**FULL CODE [870656969]**

Electronically signed by: **Nikolas P Symbas, MD on 01/28/20 0904** Status: **Discontinued**  
 Mode: Ordering in Per protocol: cosign required mode  
 Communicated by: Chrissie Pope, RN  
 Ordering user: Chrissie Pope, RN 01/22/20 1411  
 Ordering provider: Nikolas P Symbas, MD  
 Authorized by: Nikolas P Symbas, MD  
 Ordering mode: Per protocol: cosign required  
 Quantity: 1  
 Code status: Full Code  
 Instance released by: Sharon H Crider, RN (auto-released) 1/28/2020 8:18 AM  
 Discontinued by: Automatic Discharge Provider 02/05/20 0419 [Patient Discharge]

**Questionnaire**

| Question                          | Answer                    |
|-----------------------------------|---------------------------|
| Status:                           | Code Discussion Completed |
| Legally recognized decision maker | Patient/Self              |

**Point of Care Testing - Orders and Results**

**POC URINE DIPSTICK [870656973]**

Electronically signed by: **Nikolas P Symbas, MD on 01/28/20 0904** Status: **Completed**  
 Mode: Ordering in Per protocol: cosign required mode  
 Communicated by: Chrissie Pope, RN  
 Ordering user: Chrissie Pope, RN 01/22/20 1412  
 Ordering provider: Nikolas P Symbas, MD



WS Kennestone Urology  
 Procedure at Tower Road  
 300 Tower Road  
 STE 150  
 MARIETTA GA 30060-9404  
 Anesthesia Report

Maurice, Eugene George  
 MRN: 561253820, DOB: 1/2/1949, Sex: M  
 Adm: 1/28/2020, D/C: 2/4/2020

**Point of Care Testing - Orders and Results (continued)**

**POC URINE DIPSTICK [870656973] (continued)**

Authorized by: Nikolas P Symbas, MD  
 Quantity: 1  
 Instance released by: Sharon H Crider, RN (auto-released) 1/28/2020 8:18 AM

Ordering mode: Per protocol: cosign required  
 Lab status: Final result

**Specimen Information**

| Type  | Source | Collected By                   |
|-------|--------|--------------------------------|
| Urine | ---    | OLIVAREZ, LISA M 01/28/20 0836 |

**POC URINE DIPSTICK [870656973] (Abnormal)**

Resulted: 01/28/20 0836, Result status: Final result

Ordering provider: Nikolas P Symbas, MD 01/28/20 0818  
 Filed by: Lisa M Olivarez, RN 01/28/20 0837  
 Result details  
 Acknowledged by  
 Claire E Tichy, NP on 01/28/20 0856  
 Nikolas P Symbas, MD on 01/28/20 0904

Order status: Completed  
 Resulting lab: WS UROLOGY PROCEDURE CENTER

**Specimen Information**

| Type  | Source | Collected By                   |
|-------|--------|--------------------------------|
| Urine | ---    | OLIVAREZ, LISA M 01/28/20 0836 |

**Components**

| Component        | Value          | Reference Range                               | Flag | Lab   |
|------------------|----------------|---|------|-------|
| Color            | Yellow         | Yellow, Colorless                             | ---  | UROPC |
| Clarity          | Clear          | Clear   | ---  | UROPC |
| Glucose Urine    | Negative       | Negative, 1000 (2+), Color Interference mg/dl | ---  | UROPC |
| Bilirubin        | Negative       | Negative                                      | ---  | UROPC |
| Ketones          | Negative       | Negative, 5 (trace), Color Interference mg/dl | ---  | UROPC |
| Specific Gravity | 1.025          | 1.000 - 1.023                                 | A †  | UROPC |
| Blood            | Trace          | Negative, Color Interference Ery/uL           | A †  | UROPC |
| PH               | 7.0            | 5.0 - 7.5                                     | ---  | UROPC |
| Protein          | Negative       | Negative, Color Interference mg/dl            | ---  | UROPC |
| Urobilinogen     | Normal (0.2-1) | Normal (0.2-1), Color Interference mg/dL      | ---  | UROPC |
| Nitrite          | Negative       | Negative, Color Interference                  | ---  | UROPC |
| Leukocyte Est    | Negative       | Negative, Trace, Color Interference Leu/uL    | ---  | UROPC |
| Employee ID      | 23942          | ---   | ---  | UROPC |

**IV - Orders and Results**

**INSERT PERIPHERAL IV [870656966]**

Electronically signed by: **Robert G Lawhead, MD on 01/28/20 1030**  
 Mode: Ordering in Per protocol: cosign required mode  
 Ordering user: Sharon H Crider, RN 01/28/20 0818  
 Authorized by: Robert G Lawhead, MD  
 Quantity: 1  
 Discontinued by: Automatic Discharge Provider 02/05/20 0418 [Patient Discharge]

Communicated by: Sharon H Crider, RN  
 Ordering provider: Robert G Lawhead, MD  
 Ordering mode: Per protocol: cosign required  
 Instance released by: Sharon H Crider, RN (auto-released) 1/28/2020 8:18 AM

Status: **Discontinued**

**INT [870656968]**

Electronically signed by: **Robert G Lawhead, MD on 01/28/20 1030**  
 Mode: Ordering in Per protocol: cosign required mode  
 Ordering user: Sharon H Crider, RN 01/28/20 0818

Communicated by: Sharon H Crider, RN  
 Ordering provider: Robert G Lawhead, MD

Status: **Discontinued**



WS Kennestone Urology  
 Procedure at Tower Road  
 300 Tower Road  
 STE 150  
 MARIETTA GA 30060-9404  
 Anesthesia Report

Maurice, Eugene George  
 MRN: 561253820, DOB: 1/2/1949, Sex: M  
 Adm: 1/28/2020, D/C: 2/4/2020

**IV - Orders and Results (continued)**

**INT [870656968] (continued)**

Authorized by: Robert G Lawhead, MD  
 Quantity: 1  
 Discontinued by: Automatic Discharge Provider 02/05/20 0418 [Patient Discharge]

Ordering mode: Per protocol: cosign required  
 Instance released by: Sharon H Crider, RN (auto-released) 1/28/2020 8:18 AM

**Discharge - Orders and Results**

**DISCHARGE PATIENT [870656980]**

Electronically signed by: **Nikolas P Symbas, MD on 01/28/20 0921** Status: **Completed**  
 Ordering user: Nikolas P Symbas, MD 01/28/20 0921  
 Authorized by: Nikolas P Symbas, MD  
 Quantity: 1

Ordering provider: Nikolas P Symbas, MD  
 Ordering mode: Standard  
 Instance released by: Nikolas P Symbas, MD (auto-released) 1/28/2020 9:21 AM

**Imaging - Orders and Results**

**KUP PROSTATE BIOPSY W NDL [869494536]**

Electronically signed by: **Kristin M Boren, MD on 12/13/19 1526** Status: **Completed**  
 Ordering user: Kristin M Boren, MD 12/13/19 1526  
 Ordering mode: Standard  
 Quantity: 1  
 Instance released by: Chastity Payton 1/28/2020 7:43 AM

Authorized by: Kristin M Boren, MD  
 Lab status: Final result

Diagnoses  
 Cancer of prostate with low recurrence risk (stage T1-2a and Gleason < 7 and PSA < 10) (HCC) [C61]  
 Elevated PSA [R97.20]

**Questionnaire**

| Question   | Answer |
|--|--------|
| Do you have a joint replacement, pacemaker, or any hardware?                                   | No     |
| Have you ever had MRSA or VRE?   | No     |
| Have you had C-Diff with active diarrhea or been on treatment for C-diff in the last 6 months? | No     |

Scheduling instructions  
 MRI fusion-PI-RADS category 5 lesion in the anterior central gland, just slightly larger than on the prior.

**KUP PROSTATE BIOPSY W NDL [869494536]**

Resulted: 01/28/20 0921, Result status: Final result

Order status: Completed  
 Filed by: Nikolas P Symbas, MD 01/28/20 0922  
 Accession number: 32229584  
 Narrative:

Resulted by: Nikolas P Symbas, MD  
 Performed: 01/28/20 0911 - 01/28/20 0919  
 Result details

**OPERATIVE NOTE**

Name: Eugene George Maurice  
 DOB: 1/2/1949  
 MRN: 561253820  
 DOS: 1/28/2020

Pre-operative Diagnosis: Active surveillance of known prostate cancer.

Post-operative Diagnosis: Same.

Surgeon: Nikolas P Symbas, MD

Assistants: None

Anesthesia: IV sedation

**Operation:**

1. Transrectal ultrasound for guidance of prostate biopsies
2. Transrectal prostate biopsies (with MRI fusion)
3. Periprostatic block for postoperative pain control  
 (55700, 76942, 64450)

Indications: Eugene George Maurice is a 71 y.o. male who presents for the above procedure due to the above diagnosis. I discussed risks (including specifically bleeding and infection), benefits and alternative treatments





WS Kennestone Urology  
Procedure at Tower Road  
300 Tower Road  
STE 150  
MARIETTA GA 30060-9404  
Anesthesia Report

Maurice, Eugene George  
MRN: 561253820, DOB: 1/2/1949, Sex: M  
Adm: 1/28/2020, D/C: 2/4/2020

### Imaging - Orders and Results (continued)

with the patient and the patient elected to proceed with the documented plan. All questions were answered.

Nodule: No on DRE 1/28/2020

Complications: None

EBL: less than 5 mL

IVF: Maintenance

Specimen: 12 cores of prostate tissue labeled by sextant, additional biopsies of MRI lesions labelled as:  
1. ANT MCZ P5

#### Findings:

1. Prostate size: 30 cubic centimeters by MRI
2. One lesion(s)/ROI(s) on MRI. Described as PIRADS 5.

#### Technique:

The patient confirmed compliance with preoperative enema and antibiotic. The patient was taken to the operative suite. After time out the patient underwent IV sedation per anesthesia. He was then placed in a lateral decubitus position. He was prepped and draped in the standard fashion in the left lateral decubitus position and time out was performed.

Perioperative antibiotics were given prior to the procedure.

The ultrasound probe (Phillips machine) was then placed in the rectum without difficulty. Subsequently 5 mL of 1% plain lidocaine was infiltrated using a spinal needle and ultrasonic guidance into the junction of the seminal vesicle and prostate gland on each side for intraoperative and post operative pain control.

The MR fusion was performed with the Phillips Invivo UroNav machine. After co-registering, the above mentioned lesions were targeted and mpMRI fusion directed samples of these lesions were taken and the needle paths were recorded in the software.

Next, sequential transverse (axial) scans were made in small increments beginning at the seminal vesicles and ending at the prostate apex. Sequential longitudinal (sagittal) scans were made in small increments beginning at the right lateral prostate and ending at the left lateral prostate. Excellent anatomical imaging was obtained with peripheral, transitional, and central zones well defined, as well as the seminal vesicles.

Several biopsies were taken from the target lesion.

Six biopsies were obtained from the lateral part of each lobe at the apex, mid-gland, and base. Six biopsies were additionally taken from the medial part of each lobe spaced evenly from apex to base. Care was taken to avoid the urethra and bladder. Excellent biopsy specimens were obtained. The procedure was tolerated well and the patient transported to recovery in stable condition.

Appropriate patient post procedure education was provided prior to discharge.

#### Disposition:

1. Follow up with the Wellstar Urology office as previously directed
  2. Discharge to home
  3. Discharge condition: good
  4. Medications: Resume previous medications but stay off of blood thinners until no blood in urine and stool.
  5. Diet: resume previous
  6. Activity: no strenuous physical activity for the next 48 hours.
- Standard post-biopsy instructions given.

Nikolas P Symbas, MD  
Wellstar Urology  
(p) 770-428-4475  
(f) 770-426-1499



WS Kennestone Urology  
 Procedure at Tower Road  
 300 Tower Road  
 STE 150  
 MARIETTA GA 30060-9404  
 Anesthesia Report

Maurice, Eugene George  
 MRN: 561253820, DOB: 1/2/1949, Sex: M  
 Adm: 1/28/2020, D/C: 2/4/2020

**Imaging - Orders and Results (continued)**

Acknowledged by: Kristin M Boren, MD on 01/28/20 0940

**Pathology and Cytology - Orders and Results**

**SURGICAL PATHOLOGY-KH [870656983]**

Electronically signed by: **Interface, Lab In Copath on 01/28/20 1335**  
 Ordering user: Interface, Lab In Copath 01/28/20 1335  
 Authorized by: Kristin M Boren, MD  
 Quantity: 1  
 Instance released by: (auto-released) 1/28/2020 1:36 PM

Ordering provider: Kristin M Boren, MD  
 Ordering mode: Standard  
 Lab status: Edited Result - FINAL

Status: **Completed**

**Specimen Information**

| Type | Source | Collected By  |
|------|--------|---------------|
|      |        | 01/28/20 1334 |

Comment: PROSTATE BIOPSY, 1ST SPECIMEN&NO CHARGE&NO CHARGE&NO CHARGE&NO CHARGE

**SURGICAL PATHOLOGY-KH [870656983]**

Resulted: 01/30/20 0845, Result status: Edited Result - FINAL

Ordering provider: Kristin M Boren, MD 01/28/20 1335  
 Filed by: Interface, Lab In Copath 04/07/20 0806  
 Result details  
 Acknowledged by: Kristin M Boren, MD on 04/07/20 0814

Order status: Completed  
 Resulting lab: WS KENNESTONE HOSPITAL LAB

**Specimen Information**

| Type | Source | Collected By  |
|------|--------|---------------|
|      |        | 01/28/20 1334 |

Comment: PROSTATE BIOPSY, 1ST SPECIMEN&NO CHARGE&NO CHARGE&NO CHARGE&NO CHARGE

**Components**

| Component             | Value  | Reference Range | Flag | Lab   |
|-----------------------|--|-----------------|------|-------|
| SURGICAL PATHOLOGY-KH | Patient Name:<br>MAURICE,<br>EUGENE<br>GEORGE<br>Accession #:<br>KS20-1574<br>Patient #: | ---             | ---  | KHLAB |

Comment:  
 2116236477\561253820\1111 MRN. #: 561253820 Sex: M Location: DOB/Age:  
 1/2/1949 (Age: 71) Location: Discharged Client: Wellstar Kennestone Hospital  
 Received: 1/28/2020 Admitting Date: 1/28/2020 Collected: 1/28/2020 Final Report:  
 1/30/2020 08:45 Order Physician: KRISTIN BOREN Admit MD: NIKOLAS SYMBAS Other  
 Inst: Not Provided Copy To:  
 SURGICAL PATHOLOGY-KH REPORT  
 Final Diagnosis:  
 PROSTATE BIOPSY X 13: 1 WITH DEFINITIVE ADENOCARCINOMA  
 1. PROSTATE, LEFT BASE, CORE BIOPSY:  
 - BENIGN PROSTATIC TISSUE.  
 2. PROSTATE, LEFT MID, CORE BIOPSY:  
 - BENIGN PROSTATIC TISSUE.  
 3. PROSTATE, LEFT APEX, CORE BIOPSY:  
 - ATYPICAL SMALL ACINAR PROLIFERATION, SUSPICIOUS FOR ADENOCARCINOMA.  
 4. PROSTATE, RIGHT BASE, CORE BIOPSY:  
 - BENIGN PROSTATIC TISSUE.  
 5. PROSTATE, RIGHT MID, CORE BIOPSY:  
 - BENIGN PROSTATIC TISSUE.  
 6. PROSTATE, RIGHT APEX, CORE BIOPSY:  
 - BENIGN PROSTATIC TISSUE.  
 7. PROSTATE, LEFT LATERAL BASE, CORE BIOPSY:  
 - BE  
 NIGN PROSTATIC TISSUE.  
 8. PROSTATE, LEFT LATERAL MID, CORE BIOPSY:  
 - BENIGN PROSTATIC TISSUE.  
 9. PROSTATE, LEFT LATERAL APEX, CORE BIOPSY:  
 - BENIGN PROSTATIC TISSUE.



WS Kennestone Urology  
 Procedure at Tower Road  
 300 Tower Road  
 STE 150  
 MARIETTA GA 30060-9404  
 Anesthesia Report

Maurice, Eugene George  
 MRN: 561253820, DOB: 1/2/1949, Sex: M  
 Adm: 1/28/2020, D/C: 2/4/2020

**Pathology and Cytology - Orders and Results (continued)**

- 10. PROSTATE, RIGHT LATERAL BASE, CORE BIOPSY:  
 - BENIGN PROSTATIC TISSUE.
- 11. PROSTATE, RIGHT LATERAL MID, CORE BIOPSY:  
 - BENIGN PROSTATIC TISSUE.
- 12. PROSTATE, RIGHT LATERAL APEX, CORE BIOPSY:  
 - BENIGN PROSTATIC TISSUE.
- 13. PROSTATE, ANTMCP5, CORE BIOPSY:  
 - PROSTATIC ADENOCARCINOMA, GLEASON SCORE 7 (3+4), GRADE GROUP 3, OCCUPYING APPROXIMATELY 20% OF TOTAL CORE LENGTH.

Pathologist's Comment:

Specimen #13 was reviewed by Dr. Jakowski who concurs with the diagnosis. Decipher testing will be performed on block 13A. PIN4 multiplex immunohistochemical stains (CK5, CK14, p63 and P504S) are performed on blocks 1A, 3A, 10A, and 13A. In specimen #13, lack of staining of basal cells surrounding the glands of interest and overexpression of p504S support the diagnosis of prostatic adenocarcinoma. In specimen #3, rare atypical glands lacking full diagnostic criteria for adenocarcinoma are noted lacking basal cell expression, supporting the diagnosis. In all others, demonstration of staining of basal cells surrounding the glands of interest and lack of overexpression of p504s support the final diagnosis. Appropriate internal and/or external positive and negative controls have been reviewed and exhibit the expected reactivity.

Electronically Signed Out By Joseph P. Bergeron, MD  
 Joseph P. Bergeron, MD  
 JPB 1/30/2020  
 CPT: 1: G0416, OTH-K, 88344  
 10: 88344  
 13: 88344, MT  
 3: 88344

Pre-Operative Diagnosis:

Not Provided  
 Post-Operative Diagnosis:  
 Not Provided

Clinical History:

HX of Prostate Cancer - v10.46; DECIPHER

Specimen:

Prostate biopsy x13

Gr

oss Description:

| Specimen            | Labeled | Core(s) length (mm) | Cassette |
|---------------------|---------|---------------------|----------|
| 1. Maurice, Eugene  | LB      | 19                  | 1A       |
| 2. Maurice, Eugene  | LM      | 14                  | 2A       |
| 3. Maurice, Eugene  | LA      | 15, 2               | 3A       |
| 4. Maurice, Eugene  | RB      | 17                  | 4A       |
| 5. Maurice, Eugene  | RM      | 15                  | 5A       |
| 6. Maurice, Eugene  | RA      | 14                  | 6A       |
| 7. Maurice, Eugene  | LLB     | 16                  | 7A       |
| 8. Maurice, Eugene  | LLM     | 16                  | 8A       |
| 9. Maurice, Eugene  | LLA     | 16                  | 9A       |
| 10. Maurice, Eugene | RLB     | 18                  | 10A      |
| 11. Maurice, Eugene | RLM     | 15                  | 11A      |
| 12. Maurice, Eugene | RLA     | 13                  | 12A      |
| 13. Maurice, Eug    |         |                     |          |
| ene ANTMCP5         |         | 20, 21, 19, 17      | 13A      |

All specimens received in formalin and consist of tan cylinders approximately 0.1 cm diameter. The specimens are inked black. JJ/pk 1/28/20

Microscopic Description:

1-13. Microscopic examination of the material identified as above has been performed and the histologic findings incorporated into the final diagnosis. JPB/gpr 1/29/20

Procedures/Addenda:

ADDENDUM

Addendum Comment:

Decipher Biopsy Test is performed (block 13A) at GenomeDX Biosciences Inc. 10355 Science Center Dr Suite 240, San Diego, CA 92121 by Bashar Dabbas, M.D. as follows. Please see separate report for additional information.



WS Kennestone Urology  
Procedure at Tower Road  
300 Tower Road  
STE 150  
MARIETTA GA 30060-9404  
Anesthesia Report

Maurice, Eugene George  
MRN: 561253820, DOB: 1/2/1949, Sex: M  
Adm: 1/28/2020, D/C: 2/4/2020

**Pathology and Cytology - Orders and Results (continued)**

Your Decipher Result - Genomic Low Risk  
Decipher Score: 0.33  
Risk at RP - Percent Likelihood  
High Grade Disease (primary Gleason grade 4 or 5) 16.4%  
5- Year Metastasis 1.9%  
10-Year Prostate Cancer Specific Mortality 2.8%  
These results  
were reported by GenomeDX Biosciences on 2/18/20, and the report  
was received by WellStar Pathology on 3/26/20.  
JPB/gpr 3/26/20  
ANAC  
Procedure Signed Out: 4/7/2020 08:05  
Electronically Signed By Joseph P. Bergeron, MD

View Image (below)





WS Kennestone Urology  
 Procedure at Tower Road  
 300 Tower Road  
 STE 150  
 MARIETTA GA 30060-9404  
 Anesthesia Report

Maurice, Eugene George  
 MRN: 561253820, DOB: 1/2/1949, Sex: M  
 Adm: 1/28/2020, D/C: 2/4/2020

**Pathology and Cytology - Orders and Results (continued)**

WellStar Kennestone Hospital  
 677 Church Street  
 Marietta, Georgia 30060

Phone Number: (770) 793-5505  
 Fax Number: (470) 793-7919

Marla J. Franks, M.D., Laboratory Director

|                  |                               |               |                              |
|------------------|-------------------------------|---------------|------------------------------|
| Patient Name:    | <b>MAURICE, EUGENE GEORGE</b> | Accession #:  | <b>KS20-1574</b>             |
| Patient #:       | 2116236477\561253820\1\11     | MRN. #:       | 561253820                    |
| Location:        | Discharged                    | DOB/Age:      | 1/2/1949 (Age: 71)           |
| Admitting Date:  | 1/28/2020                     | Client:       | Wellstar Kennestone Hospital |
| Order Physician: | KRISTIN BOREN                 | Collected:    | 1/28/2020                    |
|                  |                               | Admit MD:     | NIKOLAS SYMBAS               |
|                  |                               | Copy To:      |                              |
|                  |                               | Sex:          | M                            |
|                  |                               | Received:     | 1/28/2020                    |
|                  |                               | Final Report: | 1/30/2020 08:45              |
|                  |                               | Other Inst:   | Not Provided                 |

**SURGICAL PATHOLOGY-KH REPORT**

**Final Diagnosis:**

PROSTATE BIOPSY X 13: 1 WITH DEFINITIVE ADENOCARCINOMA

1. PROSTATE, LEFT BASE, CORE BIOPSY:  
- BENIGN PROSTATIC TISSUE.
2. PROSTATE, LEFT MID, CORE BIOPSY:  
- BENIGN PROSTATIC TISSUE.
3. PROSTATE, LEFT APEX, CORE BIOPSY:  
- ATYPICAL SMALL ACINAR PROLIFERATION, SUSPICIOUS FOR ADENOCARCINOMA.
4. PROSTATE, RIGHT BASE, CORE BIOPSY:  
- BENIGN PROSTATIC TISSUE.
5. PROSTATE, RIGHT MID, CORE BIOPSY:  
- BENIGN PROSTATIC TISSUE.
6. PROSTATE, RIGHT APEX, CORE BIOPSY:  
- BENIGN PROSTATIC TISSUE.
7. PROSTATE, LEFT LATERAL BASE, CORE BIOPSY:  
- BENIGN PROSTATIC TISSUE.
8. PROSTATE, LEFT LATERAL MID, CORE BIOPSY:  
- BENIGN PROSTATIC TISSUE.
9. PROSTATE, LEFT LATERAL APEX, CORE BIOPSY:  
- BENIGN PROSTATIC TISSUE.
10. PROSTATE, RIGHT LATERAL BASE, CORE BIOPSY:  
- BENIGN PROSTATIC TISSUE.
11. PROSTATE, RIGHT LATERAL MID, CORE BIOPSY:  
- BENIGN PROSTATIC TISSUE.
12. PROSTATE, RIGHT LATERAL APEX, CORE BIOPSY:  
- BENIGN PROSTATIC TISSUE.
13. PROSTATE, ANTRMCZP5, CORE BIOPSY:  
- PROSTATIC ADENOCARCINOMA, GLEASON SCORE 7 (3+4), GRADE GROUP 3, OCCUPYING APPROXIMATELY 20% OF TOTAL CORE LENGTH.

MAURICE, EUGENE GEORGE  
 561253820

SURGICAL PATHOLOGY-KH REPORT

KS20-1574

Page 1 of 3



WS Kennestone Urology  
 Procedure at Tower Road  
 300 Tower Road  
 STE 150  
 MARIETTA GA 30060-9404  
 Anesthesia Report

Maurice, Eugene George  
 MRN: 561253820, DOB: 1/2/1949, Sex: M  
 Adm: 1/28/2020, D/C: 2/4/2020

**Pathology and Cytology - Orders and Results (continued)**

WellStar Kennestone Hospital  
 677 Church Street  
 Marietta, Georgia 30060

Phone Number: (770) 793-5505  
 Fax Number: (470) 793-7919

Marla J. Franks, M.D., Laboratory Director

**Pathologist's Comment:**

Specimen #13 was reviewed by Dr. Jakowski who concurs with the diagnosis.

Decipher testing will be performed on block 13A.

PIN4 multiplex immunohistochemical stains (CK5, CK14, p63 and P504S) are performed on blocks 1A, 3A, 10A, and 13A. In specimen #13, lack of staining of basal cells surrounding the glands of interest and overexpression of p504S support the diagnosis of prostatic adenocarcinoma. In specimen #3, rare atypical glands lacking full diagnostic criteria for adenocarcinoma are noted lacking basal cell expression, supporting the diagnosis. In all others, demonstration of staining of basal cells surrounding the glands of interest and lack of overexpression of p504s support the final diagnosis. Appropriate internal and/or external positive and negative controls have been reviewed and exhibit the expected reactivity.

Electronically Signed Out By Joseph P. Bergeron, MD  
 Joseph P. Bergeron, MD

JPB 1/30/2020  
 CPT: 1: G0416, OTH-K, 88344  
 10: 88344  
 13: 88344, MT  
 3: 88344

**Pre-Operative Diagnosis:**

Not Provided

**Post-Operative Diagnosis:**

Not Provided

**Clinical History:**

HX of Prostate Cancer - v10.46; DECIPHER

**Specimen:**

Prostate biopsy x13

**Gross Description:**

| Specimen            | Labeled  | Core(s) length (mm) | Cassette |
|---------------------|----------|---------------------|----------|
| 1. Maurice, Eugene  | LB       | 19                  | 1A       |
| 2. Maurice, Eugene  | LM       | 14                  | 2A       |
| 3. Maurice, Eugene  | LA       | 15, 2               | 3A       |
| 4. Maurice, Eugene  | RB       | 17                  | 4A       |
| 5. Maurice, Eugene  | RM       | 15                  | 5A       |
| 6. Maurice, Eugene  | RA       | 14                  | 6A       |
| 7. Maurice, Eugene  | LLB      | 16                  | 7A       |
| 8. Maurice, Eugene  | LLM      | 16                  | 8A       |
| 9. Maurice, Eugene  | LLA      | 16                  | 9A       |
| 10. Maurice, Eugene | RLB      | 18                  | 10A      |
| 11. Maurice, Eugene | RLM      | 15                  | 11A      |
| 12. Maurice, Eugene | RLA      | 13                  | 12A      |
| 13. Maurice, Eugene | ANTMCZP5 | 20, 21, 19, 17      | 13A      |

All specimens received in formalin and consist of tan cylinders approximately 0.1 cm diameter. The specimens are

MAURICE, EUGENE GEORGE  
 561253820

SURGICAL PATHOLOGY-KH REPORT

KS20-1574

Page 2 of 3



WS Kennestone Urology  
 Procedure at Tower Road  
 300 Tower Road  
 STE 150  
 MARIETTA GA 30060-9404  
 Anesthesia Report

Maurice, Eugene George  
 MRN: 561253820, DOB: 1/2/1949, Sex: M  
 Adm: 1/28/2020, D/C: 2/4/2020

**Pathology and Cytology - Orders and Results (continued)**

WellStar Kennestone Hospital  
 677 Church Street  
 Marietta, Georgia 30060

Phone Number: (770) 793-5505  
 Fax Number: (470) 793-7919

Marla J. Franks, M.D., Laboratory Director

inked black. JJ/pk 1/28/20

**Microscopic Description:**

1-13. Microscopic examination of the material identified as above has been performed and the histologic findings incorporated into the final diagnosis. JPB/gpr 1/29/20

**Procedures/Addenda:**

**ADDENDUM**

**Addendum Comment:**

Decipher Biopsy Test is performed (block 13A) at GenomeDX Biosciences Inc. 10355 Science Center Dr Suite 240, San Diego, CA 92121 by Bashar Dabbas, M.D. as follows. Please see separate report for additional information.

**Your Decipher Result - Genomic Low Risk**

**Decipher Score: 0.33**

**Risk at RP - Percent Likelihood**

|   |       |
|---|-------|
| High Grade Disease (primary Gleason grade 4 or 5) | 16.4% |
| 5- Year Metastasis                                | 1.9%  |
| 10-Year Prostate Cancer Specific Mortality        | 2.8%  |

These results were reported by GenomeDX Biosciences on 2/18/20, and the report was received by WellStar Pathology on 3/26/20.

JPB/gpr 3/26/20

ANAC

Procedure Signed Out: 4/7/2020 08:05

Electronically Signed By Joseph P. Bergeron, MD

MAURICE, EUGENE GEORGE  
 561253820

SURGICAL PATHOLOGY-KH REPORT

KS20-1574

Page 3 of 3

**CORE MEASURES - Orders and Results**

**REASON FOR NO MECHANICAL PROPHYLAXIS [870656971]**

Electronically signed by: **Nikolas P Symbas, MD on 01/28/20 0904**  
 Mode: Ordering in Per protocol: cosign required mode  
 Ordering user: Chrissie Pope, RN 01/22/20 1411

Communicated by: Chrissie Pope, RN  
 Ordering provider: Nikolas P Symbas, MD

Status: **Completed**



WS Kennestone Urology  
 Procedure at Tower Road  
 300 Tower Road  
 STE 150  
 MARIETTA GA 30060-9404  
 Anesthesia Report

Maurice, Eugene George  
 MRN: 561253820, DOB: 1/2/1949, Sex: M  
 Adm: 1/28/2020, D/C: 2/4/2020

**CORE MEASURES - Orders and Results (continued)**

**REASON FOR NO MECHANICAL PROPHYLAXIS [870656971] (continued)**

Authorized by: Nikolas P Symbas, MD  
 Quantity: 1

Ordering mode: Per protocol: cosign required  
 Instance released by: Sharon H Crider, RN (auto-released) 1/28/2020 8:18 AM

**Questionnaire**

| Question                              | Answer  |
|---------------------------------------|---|
| If SCDs NOT ordered, indicate reason: | Total Risk Factor Score less than or equal to 1 |

**REASON FOR NO VTE PROPHYLAXIS AT ADMISSION [870656972]**

Electronically signed by: **Nikolas P Symbas, MD on 01/28/20 0904**  
 Mode: Ordering in Per protocol: cosign required mode  
 Ordering user: Chrissie Pope, RN 01/22/20 1411  
 Authorized by: Nikolas P Symbas, MD  
 Quantity: 1

Status: **Completed**

Communicated by: Chrissie Pope, RN  
 Ordering provider: Nikolas P Symbas, MD  
 Ordering mode: Per protocol: cosign required  
 Instance released by: Sharon H Crider, RN (auto-released) 1/28/2020 8:18 AM

**Questionnaire**

| Question  | Answer   |
|---|--|
| Reason for no pharm VTE prophylaxis at admission? | Patient is at low risk for VTE - No pharm VTE Prophylaxis required |

**Point of Care Testing-Docked Device - Orders and Results**

**POC FINGER STICK GLUCOSE [870656975]**

Electronically signed by: **Interface, Lab In Sunquest on 01/28/20 0823**  
 Ordering user: Interface, Lab In Sunquest 01/28/20 0823  
 Authorized by: Nikolas P Symbas, MD  
 Quantity: 1  
 Instance released by: (auto-released) 1/28/2020 8:29 AM

Status: **Completed**

Ordering provider: Nikolas P Symbas, MD  
 Ordering mode: Standard  
 Lab status: Final result

**Specimen Information**

| Type  | Source | Collected By  |
|-------|--------|---------------|
| Blood | Blood  | 01/28/20 0823 |

**POC FINGER STICK GLUCOSE [870656975] (Abnormal)**

Resulted: 01/28/20 0829, Result status: Final result

Ordering provider: Nikolas P Symbas, MD 01/28/20 0823  
 Filed by: Interface, Lab In Sunquest 01/28/20 0830  
 External ID: T16955027  
 Acknowledged by  
 Claire E Tichy, NP on 01/28/20 0856  
 Nikolas P Symbas, MD on 01/28/20 0904

Order status: Completed  
 Resulting lab: WS UROLOGY PROCEDURE CENTER  
 Result details

**Specimen Information**

| Type  | Source | Collected By  |
|-------|--------|---------------|
| Blood | Blood  | 01/28/20 0823 |

**Components**

| Component         | Value | Reference Range | Flag | Lab   |
|-------------------|-------|-----------------|------|-------|
| GLUCOSE, BEDSIDE  | 107   | 70 - 99 mg/dL   | H ^  | UROPC |
| POC-OPERATOR'S ID | 23942 | —               | —    | UROPC |

**Diet - Orders and Results**

**DIET, NPO [870656984]**

Electronically signed by: **Robert G Lawhead, MD on 01/28/20 1030**  
 Mode: Ordering in Per protocol: cosign required mode  
 Ordering user: Sharon H Crider, RN 01/28/20 0818

Status: **Discontinued**

Communicated by: Sharon H Crider, RN  
 Ordering provider: Robert G Lawhead, MD





WS Kennestone Urology  
 Procedure at Tower Road  
 300 Tower Road  
 STE 150  
 MARIETTA GA 30060-9404  
 Anesthesia Report

Maurice, Eugene George  
 MRN: 561253820, DOB: 1/2/1949, Sex: M  
 Adm: 1/28/2020, D/C: 2/4/2020

**Diet - Orders and Results (continued)**

**DIET, NPO [870656984] (continued)**

Authorized by: Robert G Lawhead, MD  
 Quantity: 1  
 Instance released by: Sharon H Crider, RN (auto-released) 1/28/2020 11:31 PM  
 Ordering mode: Per protocol: cosign required  
 Diet: NPO  
 Discontinued by: Automatic Discharge Provider 02/05/20 0419 [Patient Discharge]

**Medications - Orders and Results**

**sodium chloride 0.9 % (NS) flush [869494541]**

Electronically signed by: Robert G Lawhead, MD on 01/28/20 1030  
 Mode: Ordering in Per protocol: cosign required mode  
 Ordering user: Sharon H Crider, RN 01/28/20 0818  
 Authorized by: Robert G Lawhead, MD  
 PRN reasons: line care  
 Frequency: Routine Q1 min PRN 01/28/20 0818 - 02/05/20 0413  
 Discontinued by: Automatic Discharge Provider 02/05/20 0413 [(Patient Discharge - Internal Use Only)]  
 Acknowledged: Sharon H Crider, RN 01/28/20 0818 for Placing Order  
 Admin instructions: INT Flush  
 Package: 8881-579300  
 Communicated by: Sharon H Crider, RN  
 Ordering provider: Robert G Lawhead, MD  
 Ordering mode: Per protocol: cosign required  
 Released by: Sharon H Crider, RN 01/28/20 0818  
 Status: **Discontinued**

**lactated Ringers infusion [869494542]**

Electronically signed by: Robert G Lawhead, MD on 01/28/20 1030  
 Mode: Ordering in Per protocol: cosign required mode  
 Ordering user: Sharon H Crider, RN 01/28/20 0818  
 Authorized by: Robert G Lawhead, MD  
 Frequency: Routine Continuous 01/28/20 0900 - 02/05/20 0413  
 Discontinued by: Automatic Discharge Provider 02/05/20 0413 [(Patient Discharge - Internal Use Only)]  
 Acknowledged: Sharon H Crider, RN 01/28/20 0818 for Placing Order  
 Package: 0409-7953-09  
 Communicated by: Sharon H Crider, RN  
 Ordering provider: Robert G Lawhead, MD  
 Ordering mode: Per protocol: cosign required  
 Released by: Sharon H Crider, RN 01/28/20 0818  
 Status: **Discontinued**

**gentamicin (GARAMYCIN) injection 40 mg/mL [870656963]**

Electronically signed by: Nikolas P Symbas, MD on 01/28/20 0904  
 Mode: Ordering in Per protocol: cosign required mode  
 Ordering user: Chrissie Pope, RN 01/22/20 1411  
 Authorized by: Nikolas P Symbas, MD  
 PRN Comment: On call to OR  
 Frequency: Routine On call to OR 01/28/20 0818 - 1 occurrence  
 Acknowledged: Sharon H Crider, RN 01/28/20 0818 for Placing Order  
 Communicated by: Chrissie Pope, RN  
 Ordering provider: Nikolas P Symbas, MD  
 Ordering mode: Per protocol: cosign required  
 Released by: Sharon H Crider, RN 01/28/20 0818  
 Status: **Completed**

**Questionnaire**

| Question                           | Answer              |
|------------------------------------|---------------------|
| Reason for Ordering Antimicrobial: | Preop - Prophylaxis |
| Expected days of therapy:          | 1                   |

Package: 63323-010-02

**lidocaine (XYLOCAINE) local injection 2 % [870656978]**

Electronically signed by: Robert G Lawhead, MD on 01/28/20 1030  
 Mode: Ordering in Verbal with readback mode  
 Ordering user: Ramona McNeil, RN 01/28/20 0912  
 Authorized by: Robert G Lawhead, MD  
 Frequency: Routine Once PRN 01/28/20 0912 - 01/28/20 0912  
 Communicated by: Ramona McNeil, RN  
 Ordering provider: Robert G Lawhead, MD  
 Ordering mode: Verbal with readback  
 Package: 0409-4277-02  
 Status: **Completed**

**Testing Performed By**

| Lab - Abbreviation | Name                        | Director             | Address                                    | Valid Date Range        |
|--------------------|-----------------------------|----------------------|--|-------------------------|
| 19 - KHLAB         | WS KENNESTONE HOSPITAL LAB  | Dr. Maria Franks     | 677 CHURCH ST<br>MARIETTA GA 30060         | 08/28/18 1256 - Present |
| 527 - UROPC        | WS UROLOGY PROCEDURE CENTER | Nikolas P Symbas, MD | 300 TOWER RD, STE 150<br>MARIETTA GA 30060 | 10/28/19 1240 - Present |



WS Kennestone Urology  
 Procedure at Tower Road  
 300 Tower Road  
 STE 150  
 MARIETTA GA 30060-9404  
 Inpatient Record

Maurice, Eugene George  
 MRN: 561253820, DOB: 1/2/1949, Sex: M  
 Adm: 1/28/2020, D/C: 2/4/2020

**Medications**

**All Meds and Administrations**

**sodium chloride 0.9 % (NS) flush [869494541]**

Ordering Provider: Robert G Lawhead, MD  
 Ordered On: 01/28/20 0818  
 Dose (Remaining/Total): 3-40 mL (—/—)  
 Frequency: Every 1 minute PRN  
 Admin Instructions: INT Flush

Status: Discontinued (Past End Date/Time), Reason: (Patient Discharge - Internal Use Only)  
 Starts/Ends: 01/28/20 0818 - 02/05/20 0413  
 Route: Intravenous  
 Rate/Duration: — / —

(No admins scheduled or recorded for this medication)

**lactated Ringers infusion [869494542]**

Ordering Provider: Robert G Lawhead, MD  
 Ordered On: 01/28/20 0818  
 Dose (Remaining/Total): 50 mL/hr (—/—)  
 Frequency: Continuous

Status: Discontinued (Past End Date/Time), Reason: (Patient Discharge - Internal Use Only)  
 Starts/Ends: 01/28/20 0900 - 02/05/20 0413  
 Route: Intravenous  
 Rate/Duration: 50 mL/hr / —

| Line                                    | Med Link Info                        | Comment |
|---|--------------------------------------|---------|
| Peripheral IV 01/28/20 22 G Right Wrist | 01/28/20 0830 by Sharon H Crider, RN | —       |

| Timestamps   | Action                       | Dose / Rate          | Route       | Other Information                  |
|--|------------------------------|----------------------|-------------|------------------------------------|
| Performed 01/28/20 0922<br>Documented: 01/28/20 0922 | Stopped                      | —<br>0 mL/hr         | Intravenous | Performed by: Robert G Lawhead, MD |
| Performed 01/28/20 0908<br>Documented: 01/28/20 0908 | Anesthesia Volume Adjustment | —                    | Intravenous | Performed by: Robert G Lawhead, MD |
| Performed 01/28/20 0830<br>Documented: 01/28/20 0830 | New Bag                      | 50 mL/hr<br>50 mL/hr | Intravenous | Performed by: Sharon H Crider, RN  |

**gentamicin (GARAMYCIN) injection 40 mg/mL [870656963]**

Ordering Provider: Nikolas P Symbas, MD  
 Ordered On: 01/28/20 0818  
 Dose (Remaining/Total): 5 mg/kg (Adjusted) (0/1)  
 Frequency: On call to O.R.

Status: Completed (Past End Date/Time)  
 Starts/Ends: 01/28/20 0818 - 01/28/20 0830  
 Route: Intravenous  
 Rate/Duration: — / —

| Question                            | Answer              | Comment |
|-------------------------------------|---------------------|---------|
| Reason for Ordering Antimicrobial:: | Preop - Prophylaxis | —       |
| Expected days of therapy::          | 1                   | —       |

| Line                                    | Med Link Info                        | Comment |
|---|--------------------------------------|---------|
| Peripheral IV 01/28/20 22 G Right Wrist | 01/28/20 0830 by Sharon H Crider, RN | —       |

| Timestamps   | Action | Dose   | Route       | Other Information                 |
|--|--------|--------|-------------|-----------------------------------|
| Performed 01/28/20 0830<br>Documented: 01/28/20 0830 | Given  | 390 mg | Intravenous | Performed by: Sharon H Crider, RN |

**lidocaine (XYLOCAINE) local injection 2 % [870656978]**

Ordering Provider: Robert G Lawhead, MD  
 Ordered On: 01/28/20 0912

Status: Completed (Past End Date/Time)  
 Frequency: Once as needed

| Timestamps | Action | Dose | Route / Site | Other Information |
|------------|--------|------|--------------|-------------------|
|------------|--------|------|--------------|-------------------|



WS Kennestone Urology  
 Procedure at Tower Road  
 300 Tower Road  
 STE 150  
 MARIETTA GA 30060-9404  
 Inpatient Record

Maurice, Eugene George  
 MRN: 561253820, DOB: 1/2/1949, Sex: M  
 Adm: 1/28/2020, D/C: 2/4/2020

**Medications (continued)**

**All Meds and Administrations (continued)**

|                               |       |       |                                    |
|-------------------------------|-------|-------|------------------------------------|
| Performed 01/28/20 0912 Given | 10 mL | Other | Performed by: Robert G Lawhead, MD |
| Documented: 01/28/20          |       | Other | Documented by: Ramona McNeil, RN   |
| 0912                          |       |       | Comments: prostate gland           |

**Patient Education**

**Education**

**Title: Acute MI (MCB) (Resolved)**

**Topic: Psycho/Social/Spiritual Support (Resolved)**

**Point: Coping Mechanisms (Resolved)**

Description:  
 Help patient identify healthy coping mechanisms. Refer to Social Service, Case Management, or Spiritual Care, if needed.

Learner Not documented in this visit.  
 Progress:

**Point: Support Systems (Resolved)**

Description:  
 Help patient identify available support systems. Refer to Social Service, Case Management, or Spiritual Care, if needed.

Learner Not documented in this visit.  
 Progress:

**Point: Spiritual/Emotional Needs (Resolved)**

Description:  
 Offer resources to meet spiritual/emotional needs. Refer to Spiritual Care, if needed.

Learner Not documented in this visit.  
 Progress:

**Point: Anxiety Reduction (Resolved)**

Description:  
 Explain the definition of anxiety, signs and symptoms, and examples of ways to reduce anxiety. Inform patient that Spiritual Care and Social Services are available.

Learner Not documented in this visit.  
 Progress:

**Topic: Prevention (MCB) (Resolved)**

**Point: When to Call the Doctor (Resolved)**

Description:  
 Educate patient/family/caregiver on when to call the doctor.

Learner Not documented in this visit.  
 Progress:

**Point: Protect Others from Infection (Resolved)**

Description:  
 Educate patient/family/caregiver on respiratory hygiene and cough etiquette. To protect from further infection and to protect others from getting an infection, patient should cover nose and mouth with tissues when coughing. Encourage patient to place used tissues in a plastic bag that will not allow secretions to soak through. Patient should always wash his/her hands after using or handling used tissues.





WS Kennestone Urology  
Procedure at Tower Road  
300 Tower Road  
STE 150  
MARIETTA GA 30060-9404  
Inpatient Record

Maurice, Eugene George  
MRN: 561253820, DOB: 1/2/1949, Sex: M  
Adm: 1/28/2020, D/C: 2/4/2020

---

**Patient Education (continued)**

---

**Education (continued)**

---

Learner Not documented in this visit.  
Progress:

**Point: Protect Yourself from Further Infection (MCB) (Resolved)**

---

Description:  
Educate patient/family/caregiver that because patient is in a weakened condition he/she needs to avoid others who are sick as to not acquire another illness. Family/caregiver should wear gloves, gown and face shield/eye protection.

Patient Friendly Description:  
Information on Flu.

Information on Pneumonia and Pneumococcal Vaccination.

Learner Not documented in this visit.  
Progress:

**Point: Demonstrate Handwashing (MCB) (Resolved)**

---

Description:  
Educate patient/family/caregiver on how to perform proper hand hygiene. Explain that hand washing is the single most important step in preventing the spread of germs. Have the patient/family/caregiver demonstrate proper hand washing technique using soap, water, friction, clean nails under running water, and dry hands on clean towel without touching dirty surfaces.

Patient Friendly Description:

This will explain the importance of washing and cleansing your hands to prevent infection.

Learner Not documented in this visit.  
Progress:

**Topic: Self Care (MCB) (Resolved)**

---

**Point: General Self Care (Resolved)**

---

Description:  
Instruct patient on self care needs. These may include: hygiene, how to take a blood pressure, how to change a dressing, etc.

Learner Not documented in this visit.  
Progress:

**Point: Demonstrate Handwashing (MCB) (Resolved)**

---

Description:  
Educate patient/family/caregiver on how to perform proper hand hygiene. Explain that hand washing is the single most important step in preventing the spread of germs. Have the patient/family/caregiver demonstrate proper hand washing technique using soap, water, friction, clean nails under running water, and dry hands on clean towel without touching dirty surfaces.

Patient Friendly Description:

This will explain the importance of washing and cleansing your hands to prevent infection.

Learner Not documented in this visit.  
Progress:

**Topic: Pain Management (Resolved)**

---

**Point: Pain Medication Actions & Side Effects (Resolved)**

---

Description:  
Provide medication specific handouts when available.

Learner Not documented in this visit.  
Progress:

**Point: Discuss Significance of VAS Scores (Resolved)**

---

Description:  
Refer to rating score of 0-10.

Learner Not documented in this visit.  
Progress:

**Point: Discuss the Use of Pain Control Measures Before Pain Becomes Severe (MCB) (Resolved)**

---





WS Kennestone Urology  
Procedure at Tower Road  
300 Tower Road  
STE 150  
MARIETTA GA 30060-9404  
Inpatient Record

Maurice, Eugene George  
MRN: 561253820, DOB: 1/2/1949, Sex: M  
Adm: 1/28/2020, D/C: 2/4/2020

---

**Patient Education (continued)**

---

**Education (continued)**

---

Description:

Take time to reiterate to patient that he/she should always let staff know if he/she is having difficulty breathing, pain or any discomfort at any time before pain becomes severe.

Patient Friendly Description:

Please inform staff that if you are having any difficulty breathing, pain or any discomfort at any time before the pain gets severe.

Please read over the items and let anyone on your Care Team know there are any questions about the material by marking below that "I HAVE QUESTIONS".

If once you have received the items and understand the material you can mark this as "I understand".

Learner Not documented in this visit.

Progress:

**Point: Non-Pharmacological Comfort Measures (Resolved)**

---

Description:

Explain there are other ways of controlling pain than medication. The following are suggestions: position change, aromatherapy, deep slow breathing, distraction, quiet environment, imagery, heat therapy and/or cold therapy, laughter, massage, music, physical therapy, and touch therapy.

Learner Not documented in this visit.

Progress:

**Point: Patient Controlled Analgesia (Resolved)**

---

Description:

Give the patient written information on Patient Controlled Analgesia. Explain how the pump works. Demonstrate pushing the button to give pain medicine to the patient. Caution the patient and other family/visitors that only the patient should press the PCA button for pain relief to decrease the chance of getting too much pain medicine.

Learner Not documented in this visit.

Progress:

**Point: Epidural Information (Resolved)**

---

Description:

Give the patient written information on Epidural Analgesia. Explain why an epidural is used, how the epidural is placed and how the medication is given. If the epidural is PCA, demonstrate pushing the button to give pain medicine to the patient. Caution the patient and other family/visitors that only the patient should press the button for pain relief to decrease the chance of getting too much pain medicine.

Learner Not documented in this visit.

Progress:

**Topic: Signs and Symptoms - Acute MI (Resolved)**

---

**Point: Recognizing a Heart Attack (MCB) (Resolved)**

---

Description:

Be sure patient reviews video on Coronary Artery Disease

Patient Friendly Description:

Please watch the video and/or read over the documented material and let anyone on your Care Team know if there are any questions by marking below.

If after watching the video and/or reading the material you have questions, please mark below I have question to let the staff know you have additional questions about a topic and they will be in to discuss your questions.

This will inform you of what to expect if you are diagnosed with a Heart Attack.

Learner Not documented in this visit.

Progress:

**Point: Risk Factors (Resolved)**

---

Description:

Educate the patient/family/caregiver on coronary risk factors. Explain the controllable and non-controllable risk factors to Coronary Artery Disease. Review how to control coronary artery disease by altering the controllable risk factors. Some examples include: controlling blood pressure, reducing fat and cholesterol in the diet, stopping smoking, exercising regularly, maintaining ideal body weight, dealing with stress in an appropriate manner, drinking alcohol and coffee in moderation and controlling blood sugar levels (if applicable).



WS Kennestone Urology  
Procedure at Tower Road  
300 Tower Road  
STE 150  
MARIETTA GA 30060-9404  
Inpatient Record

Maurice, Eugene George  
MRN: 561253820, DOB: 1/2/1949, Sex: M  
Adm: 1/28/2020, D/C: 2/4/2020

---

**Patient Education (continued)**

---

**Education (continued)**

---

Learner Not documented in this visit.  
Progress:

**Topic: Acute MI (MCB) (Resolved)**

---

**Point: Emergency Plan for Heart Attack Symptoms (Resolved)**

---

Description:  
Educate the patient/family/caregiver on how to get help immediately if heart attack symptoms occur. The patient should call 911 or the Emergency Medical Service number. Reinforce that the patient should not delay in obtaining help.

Learner Not documented in this visit.  
Progress:

**Point: Home Activity (Resolved)**

---

Description:  
Educate the patient/family/caregiver on home activity guidelines that apply after having had a recent heart attack. Do things in moderation, rest about 30 minutes after eating, pace activities, allow for 7-8 hours of sleep at night, start with short walks 3-5 times a day. Consult with Cardiac Rehab staff, if applicable.

Learner Not documented in this visit.  
Progress:

**Point: Limitations to Activity (Resolved)**

---

Description:  
Educate the patient/family/caregiver regarding the following limitations to activity for 4-6 weeks after discharge. No lifting over 10 pounds (weight of a milk jug), no pushing or pulling motions with the arms (sweeping, vacuuming or raking), no driving (may be changed after talking to the doctor), no bathing in very hot or very cold water.

Learner Not documented in this visit.  
Progress:

**Point: Sexual Activity (Resolved)**

---

Description:  
Educate the patient/family/caregiver on the following: Wait 4 weeks before resuming sexual activity. If the patient can climb 2 flights of steps, he/she can assume it is ok to resume sexual activity. Choose a comfortable position. Wait at least 1 hour after a meal. If sex brings on angina, stop and rest. Discuss chest pain during sex with the physician. Some medications can affect sexual desire. If this is the case, talk with the physician.

Learner Not documented in this visit.  
Progress:

**Point: Influenza Vaccine (Resolved)**

---

Description:  
Educate the patient/family/caregiver on obtaining a yearly influenza vaccine.

Learner Not documented in this visit.  
Progress:

**Point: Smoking Cessation (Resolved)**

---

Description:  
Educate the patient/family/caregiver on smoking cessation and smoking cessation programs offered in the community. Explain effects smoking and second hand smoke have on the body. Encourage the patient to ask people that smoke around him/her to smoke outside or in another room. Refer patient to Cardiopulmonary Rehabilitation, if applicable.

Learner Not documented in this visit.  
Progress:

**Title: Diabetes (MCB) (Not Started)**

---

**Topic: Psycho/Social/Spiritual Support (Not Started)**

---



WS Kennestone Urology  
Procedure at Tower Road  
300 Tower Road  
STE 150  
MARIETTA GA 30060-9404  
Inpatient Record

Maurice, Eugene George  
MRN: 561253820, DOB: 1/2/1949, Sex: M  
Adm: 1/28/2020, D/C: 2/4/2020

---

**Patient Education (continued)**

---

**Education (continued)**

---

**Point: Stress Management and Support Systems (Not Started)**

---

Description:

Explain the importance of stress management and support systems in diabetes management. Refer to WellStar diabetes support groups, social services, case management or spiritual care, if needed.

Learner Not documented in this visit.

Progress:

**Point: Anxiety Reduction (Not Started)**

---

Description:

Explain the definition of anxiety, signs and symptoms, and examples of ways to reduce anxiety. Inform patient that Spiritual Care and Social Services are available.

Learner Not documented in this visit.

Progress:

**Topic: Treatments/Procedures (MCB) (Not Started)**

---

**Point: Introduction to Diabetes (MCB) (Not Started)**

---

Description:

Give patient/family/caregiver written information on diabetes. Explain the definition of the type of diabetes with which the patient was diagnosed, how diabetes works in the body, risk factors, signs and symptoms, and if newly diagnosed, diagnostic criteria. Encourage viewing of diabetes on-demand videos when applicable. Refer to inpatient diabetes educator when applicable.

Patient Friendly Description:

You will receive a booklet entitled Diabetes survival skills. There are also two links to documents about Diabetes for you to read over noted below.

Please read over the items and let anyone on your Care Team know there are any questions about the material by marking below that "I HAVE QUESTIONS".

If once you have received the items and understand the material you can mark this as "I understand".

Learner Not documented in this visit.

Progress:

**Point: Diabetes Type II management (MCB) (Not Started)**

---

Description:

Patient will watch a video that will discuss information on what to expect if they have Diabetes type II.

Patient Friendly Description:

This will inform you of what to expect if you have Diabetes type II.

Learner Not documented in this visit.

Progress:

**Point: Diabetic long term complications (MCB) (Not Started)**

---

Description:

Patient will have information from Krames on the long term complications of Diabetes Type II.

Patient Friendly Description:

Some information on the long term complications of Diabetes Type II.

Learner Not documented in this visit.

Progress:

**Topic: Medications (MCB) (Not Started)**

---

**Point: Insulin (MCB) (Not Started)**

---

Description:

Educate patient/family/caregiver on the insulin prescribed. Explain how insulin works in the body. Explain the action of insulin, reason for taking, side effects, signs of allergic reaction and when physician should be called. Reinforce that insulin should be taken exactly as the physician has prescribed. Explain the proper storage of insulin, that extreme temperatures can damage insulin and never take insulin that has expired. Explain that the patient's primary care physician may change the dosage depending on the results of blood glucose tests and/or A1C level.

Patient Friendly Description:

This will inform you of why you are prescribed insulin if you have Diabetes Type II.





WS Kennestone Urology  
Procedure at Tower Road  
300 Tower Road  
STE 150  
MARIETTA GA 30060-9404  
Inpatient Record

Maurice, Eugene George  
MRN: 561253820, DOB: 1/2/1949, Sex: M  
Adm: 1/28/2020, D/C: 2/4/2020

---

**Patient Education (continued)**

---

**Education (continued)**

---

Learner Not documented in this visit.  
Progress:

**Point: Hypoglycemic Agents (Not Started)**

---

Description:

Educate patient/family/caregiver on the oral and/or injectable hypoglycemic(s) prescribed. Explain the action of medication, reason for taking, side effects, signs of allergic reaction, as well as when the physician should be called. Reinforce that this medication(s) should be taken exactly as the physician has prescribed.

Learner Not documented in this visit.  
Progress:

**Point: Giving Insulin Injection (Not Started)**

---

Description:

Explain and demonstrate how the injection is given. Allow enough time for the patient/family/caregiver to practice. Have the patient return-demonstrate the technique using normal saline (vial and syringe only unless sterile demonstration pen is also available). Teach the patient how to choose and rotate injection sites. Instruct patient on safe disposal of used needles and syringes.

Learner Not documented in this visit.  
Progress:

**Point: Drawing up Insulin (Not Started)**

---

Description:

Instruct patient/family/caregiver to wash hands before drawing up insulin. Demonstrate and have the patient return-demonstrate drawing up the correct amount of insulin prescribed. If the patient is going to use an insulin pen, demonstrate use and have the patient return-demonstrate. If the patient is going to mix different types of insulin, demonstrate and have the patient return-demonstrate the correct way to draw up and mix the insulin.

Learner Not documented in this visit.  
Progress:

**Topic: Self Care (MCB) (Not Started)**

---

**Point: Exercise (Not Started)**

---

Description:

Encourage patient/family/caregiver to discuss activity limitations, if any, with physician before starting an exercise routine. Stress the importance of regular exercise and activity to control blood sugar levels and weight. Instruct the patient to carry single carbohydrates while exercising in case of hypoglycemic reaction. Explain that both concentrated physical activity (such as walking, swimming, running, cycling, strength training) and being more active through the entire day are equally important to blood sugar control and weight management.

Learner Not documented in this visit.  
Progress:

**Point: Blood Glucose Monitoring (MCB) (Not Started)**

---

Description:

Instruct patient/family/caregiver to wash hands before checking blood glucose. Explain and, if possible to use a complementary glucometer, demonstrate how to check and record blood sugars. Instruct the patient to check blood sugars as frequently as ordered by the physician. Explain that stress or illness will increase blood sugar, making it necessary to check blood sugars more often than usual. Instruct patient on blood glucose target ranges and A1C target range. Discuss care of the meter and supplies, including how to obtain supplies. If using a complementary glucometer, have the patient return-demonstrate checking the blood sugar. Instruct the patient on safe disposal of lancets. Refer to inpatient diabetes educator if applicable.

Patient Friendly Description:

Why is it important to check my blood sugar?

Learner Not documented in this visit.  
Progress:

**Point: Diabetic Foot Care (MCB) (Not Started)**

---

Description:

Explain importance of foot care. Patient should have feet examined by a health care provider at least twice a year. Persons with foot problems should have feet examined at every visit. Explain daily foot care. Review importance of wearing well-fitting shoes and stockings/socks. Reinforce the importance of wearing shoes, even indoors, to prevent injury.

Patient Friendly Description:

This will inform you of why you should check your feet if you have diabetes.





WS Kennestone Urology  
Procedure at Tower Road  
300 Tower Road  
STE 150  
MARIETTA GA 30060-9404  
Inpatient Record

Maurice, Eugene George  
MRN: 561253820, DOB: 1/2/1949, Sex: M  
Adm: 1/28/2020, D/C: 2/4/2020

---

**Patient Education (continued)**

---

**Education (continued)**

---

Learner Not documented in this visit.  
Progress:

**Point: Diabetes Identification Jewelry (Not Started)**

---

Description:  
Encourage the patient to wear a piece of jewelry that identifies patient as a person with diabetes. This will inform medical personnel that patient has diabetes if unable to communicate.

Learner Not documented in this visit.  
Progress:

**Topic: Prevention/Discharge (Not Started)**

---

**Point: Signs and Symptoms of Hypoglycemia (Not Started)**

---

Description:  
Define and explain causes of hypoglycemia. Discuss signs and symptoms.

Learner Not documented in this visit.  
Progress:

**Point: Treatment of Hypoglycemia (Not Started)**

---

Description:  
Instruct the patient on how to treat low blood sugar using the Rule of 15. Encourage patient to carry a blood sugar treatment at all time.

Learner Not documented in this visit.  
Progress:

**Point: When to Call the Doctor (Not Started)**

---

Description:  
Instruct the patient/family/caregiver to call their health care provider if there are symptoms of hypo- or hyperglycemia or if blood sugars are trending high or low and are not controlled by simple measures.

Learner Not documented in this visit.  
Progress:

**Point: Signs and Symptoms of Hyperglycemia (Not Started)**

---

Description:  
Define and explain causes of hyperglycemia. Discuss signs and symptoms (mild, moderate, severe, and ketoacidosis).

Learner Not documented in this visit.  
Progress:

**Point: Prevention of Hyperglycemia (Not Started)**

---

Description:  
Encourage patient/family/caregiver to follow healthcare providers' instructions for diet, activity and medications. Explain the importance of good diabetes management and learning to detect and treat hyperglycemia early before it worsens. Refer to registered dietitian, when applicable, for meal planning assistance.

Learner Not documented in this visit.  
Progress:

**Point: Prevention of Hypoglycemia (Not Started)**

---

Description:  
Encourage patient/family/caregiver to follow healthcare providers' instructions for diet, activity and medications. Explain the importance of good diabetes management and learning to detect and treat hypoglycemia early before it worsens.

Learner Not documented in this visit.  
Progress:

**Point: WellStar Outpatient Diabetes Education (Not Started)**

---



WS Kennestone Urology  
Procedure at Tower Road  
300 Tower Road  
STE 150  
MARIETTA GA 30060-9404  
Inpatient Record

Maurice, Eugene George  
MRN: 561253820, DOB: 1/2/1949, Sex: M  
Adm: 1/28/2020, D/C: 2/4/2020

---

**Patient Education (continued)**

---

**Education (continued)**

---

Description:

Provide information on WellStar Outpatient Diabetes Education when applicable. Information includes a list of classes offered and how to register.

Learner Not documented in this visit.

Progress:

**Point: Follow-up Appointments (Not Started)**

---

Description:

Give the patient/family written information on when to make follow-up appointments. Reinforce importance of making and keeping the appointments. If appointments were made during the visit, give the patient a written reminder of the time and location.

Learner Not documented in this visit.

Progress:

**Topic: Diabetic Diet (MCB) (Not Started)**

---

**Point: Meal Planning and Portion Sizes (MCB) (Not Started)**

---

Description:

The patient will view documents in Krames talking about meal planning as well learning about serving and portion sizes.

Patient Friendly Description:

This will inform you of ways to stay on track with your diet.

Learner Not documented in this visit.

Progress:

**Point: Eating well with Diabetes (MCB) (Not Started)**

---

Description:

Patient will watch a video on healthy eating for people with DM.

Patient Friendly Description:

Healthy eating for people with Diabetes.

Learner Not documented in this visit.

Progress:

**Point: Carbohydrate Counting (MCB) (Not Started)**

---

Description:

Patient will read Krames documents on healthy meals and meal planning for Diabetes.

Patient Friendly Description:

Learn about counting your carbohydrates.

Learner Not documented in this visit.

Progress:

**Topic: Survival Skills (Not Started)**

---

**Point: Review Diagnosis (Not Started)**

---

Description:

Review the diabetes diagnosis, specific to patient's diabetes type.  
Diabetes Survival Skills Booklet provided.

Patient Friendly Description:

Learner Not documented in this visit.

Progress:

**Point: Nutrition (Not Started)**

---

Description:

Importance of consistent nutrition habits.

Learner Not documented in this visit.

Progress:



WS Kennestone Urology  
Procedure at Tower Road  
300 Tower Road  
STE 150  
MARIETTA GA 30060-9404  
Inpatient Record

Maurice, Eugene George  
MRN: 561253820, DOB: 1/2/1949, Sex: M  
Adm: 1/28/2020, D/C: 2/4/2020

---

**Patient Education (continued)**

---

**Education (continued)**

---

**Point: Appointments (Not Started)**

---

Description:

Importance of follow up appointment with the health care provider who will provide diabetes care after discharge.

Learner Not documented in this visit.

Progress:

**Point: Sick Day (Not Started)**

---

Description:

Sick day management

Learner Not documented in this visit.

Progress:

**Point: Insulin Administration (if applicable) (Not Started)**

---

Description:

Insulin administration and proper use and disposal of needles and syringes. How to schedule outpatient diabetes education. Review self-monitoring of blood glucose and home blood glucose goals.

Learner Not documented in this visit.

Progress:

**Point: Hyperglycemia (Not Started)**

---

Description:

Definition, recognition, treatment and prevention of hyperglycemia.

Learner Not documented in this visit.

Progress:

**Point: Hypoglycemia (Not Started)**

---

Description:

Definition, recognition, treatment and prevention of hypoglycemia.

Learner Not documented in this visit.

Progress:

**Point: Glucose Lowering Medications (Not Started)**

---

Description:

When and how to take blood glucose-lowering medications.

Learner Not documented in this visit.

Progress:

**Topic: Diabetes Zones for Management (Not Started)**

---

**Point: Diabetes Zones for Management reviewed (Not Started)**

---

Description:

Diabetes Zones for Management reviewed.

Learner Not documented in this visit.

Progress:

**Point: Diabetes Zones for Management handout provided (Not Started)**

---

Description:

Diabetes Zones for Management handout provided.

Learner Not documented in this visit.

Progress:



WS Kennestone Urology  
Procedure at Tower Road  
300 Tower Road  
STE 150  
MARIETTA GA 30060-9404  
Inpatient Record

Maurice, Eugene George  
MRN: 561253820, DOB: 1/2/1949, Sex: M  
Adm: 1/28/2020, D/C: 2/4/2020

---

**Patient Education (continued)**

---

**Education (continued)**

---

**Title: WS Cardiac Rehab (Resolved)**

---

**Topic: PCI (Resolved)**

---

**Point: Books/Educational Material (Resolved)**

---

Description:  
Current standardized written information provided specific to diagnosis, recovery, disease progression and prevention.

Learner Not documented in this visit.  
Progress:

**Point: Exercise (Resolved)**

---

Description:  
Information regarding the benefits of exercise provided. Exercise guidelines provided for initial recovery from acute heart event and long term goals of exercise.

Learner Not documented in this visit.  
Progress:

**Point: Medications (Resolved)**

---

Description:  
Medication compliance encouraged. Organization tools discussed and medication information and resources provided.

Learner Not documented in this visit.  
Progress:

**Point: Risk Factors (Resolved)**

---

Description:  
Written and verbal information provided on modifiable and non-modifiable factors associated with increased risk of heart disease and stroke.

Learner Not documented in this visit.  
Progress:

**Point: Activity guidelines (Resolved)**

---

Description:  
Appropriate activity and/or limitations for diagnosis specific recovery provided.

Learner Not documented in this visit.  
Progress:

**Point: Signs/symptoms/activate EMS (Resolved)**

---

Description:  
Information provided on the signs and symptoms which commonly occur with a heart attack or stroke. Emphasis placed on appropriate activation of EMS with recognition of signs and symptoms.

Learner Not documented in this visit.  
Progress:

**Point: Cardiac Rehab participation/location options (Resolved)**

---

Description:  
Cardiac rehabilitation benefits highlighted and participation encouraged.

Learner Not documented in this visit.  
Progress:

**Point: Cardiac Diet/low fat/low sodium (Resolved)**

---

Description:  
American Heart Association guidelines provided for a reduced fat and reduced sodium diet.

Learner Not documented in this visit.  
Progress:





WS Kennestone Urology  
Procedure at Tower Road  
300 Tower Road  
STE 150  
MARIETTA GA 30060-9404  
Inpatient Record

Maurice, Eugene George  
MRN: 561253820, DOB: 1/2/1949, Sex: M  
Adm: 1/28/2020, D/C: 2/4/2020

**Patient Education (continued)**

**Education (continued)**

**Point: Endocarditis education/card (Resolved)**

Description:  
Written and verbal instruction provided on endocarditis prevention. Temporary Valve card provided.

Learner Not documented in this visit.  
Progress:

**Point: Outpatient education classes/Heart Smart/Device Advice/Heart of the Matter (Resolved)**

Description:  
Description and registration details of outpatient education classes provided. Participation encouraged.

Learner Not documented in this visit.  
Progress:

**Title: Cardiac Arrhythmia (MCB) (Not Started)**

**Topic: Treatment for Atrial Fibrillation/Atrial Flutter (MCB) (Not Started)**

**Point: Chemical cardioversion (MCB) (Not Started)**

Description:  
Provide written education on why and how a chemical cardioversion is done. As well as associated risks.

Patient Friendly Description:  
Why and how a chemical cardioversion is done and associated risks.

Learner Not documented in this visit.  
Progress:

**Point: Electrical cardioversion (MCB) (Not Started)**

Description:  
Provide written education on why and how an electrical cardioversion is done. As well as associated risks.

Patient Friendly Description:  
Why and how an electrical cardioversion is done and associated risks.

Learner Not documented in this visit.  
Progress:

**Point: Ablation (MCB) (Not Started)**

Description:  
Provide written education on the catheter ablation procedure and discharge instructions.

Patient Friendly Description:  
How an ablation is done, and what to do after the procedure.

Learner Not documented in this visit.  
Progress:

**Topic: Prevention/Discharge (MCB) (Not Started)**

**Point: Anticoagulation (MCB) (Not Started)**

Description:  
Provide written education on anticoagulation use including contraindications, side effects, interactions, and medication safety.

Patient Friendly Description:  
Information on taking blood thinners safely.

Learner Not documented in this visit.  
Progress:

**Point: Discharge with A Fib/Flutter (MCB) (Not Started)**

Description:  
Provide written education on treatment options, home care, and follow up care for discharging with atrial fibrillation.



WS Kennestone Urology  
Procedure at Tower Road  
300 Tower Road  
STE 150  
MARIETTA GA 30060-9404  
Inpatient Record

Maurice, Eugene George  
MRN: 561253820, DOB: 1/2/1949, Sex: M  
Adm: 1/28/2020, D/C: 2/4/2020

---

**Patient Education (continued)**

---

**Education (continued)**

---

Patient Friendly Description:  
Information on treatment options, home care, and when to call your healthcare provider after going home with atrial fibrillation/flutter.  
Learner Not documented in this visit.  
Progress:

**Point: Atrial fib/flutter: stroke prevention (MCB) (Not Started)**

---

Description:  
"Provide written education on risk factors, medication, and prevention of A. Fib.  
Hyperlink education materials provided to patient/family/caregiver. "

Patient Friendly Description:  
Preventing stroke caused by A. Fib.  
Learner Not documented in this visit.  
Progress:

**Topic: What is atrial fibrillation/flutter (MCB) (Not Started)**

---

**Point: You have atrial fibrillation (MCB) (Not Started)**

---

Description:  
Provide video education on the signs/symptoms of A. Fib, causes, medication(s), risk factors, prevention, and treatment.

Patient Friendly Description:  
What to expect if you are diagnosed with A. Fib: causes, symptoms, and treatment.  
Learner Not documented in this visit.  
Progress:

**Point: You have Atrial Flutter (MCB) (Not Started)**

---

Description:  
Provide written education on the signs/symptoms of A. Flutter, causes, medication(s), risk factors, prevention, and treatment.

Patient Friendly Description:  
What to expect if you are diagnosed with A. Flutter: causes, symptoms, and treatment  
Learner Not documented in this visit.  
Progress:

**Title: MyChart Bedside Teaching completed (Not Started)**

---

**Points For This Title**

---

**Point: All MCB content reviewed with patient and teachback completed. The patient verbalized understanding. (Not Started)**

---

Description:  
Go over all the Education for the patient in the Education activity. The Education that was provided to the patient via MCB was included as well as education that was noted within the Education activity as Education that was beneficial to the patient during this hospital stay.

Learner Not documented in this visit.  
Progress:

**Title: Cardiac Surgery (Resolved)**

---

**Topic: PCI (Resolved)**

---

**Additional Points For This Title**

---

**Point: ACTIVITY (Resolved)**

---

Learner Not documented in this visit.  
Progress:

**Point: SIGNS AND SYMPTOMS/ACTIVATE EMS (Resolved)**

---



WS Kennestone Urology  
Procedure at Tower Road  
300 Tower Road  
STE 150  
MARIETTA GA 30060-9404  
Inpatient Record

Maurice, Eugene George  
MRN: 561253820, DOB: 1/2/1949, Sex: M  
Adm: 1/28/2020, D/C: 2/4/2020

**Patient Education (continued)**

**Education (continued)**

Learner Not documented in this visit.  
Progress:

**Point: BOOKS/EDUCATION MATERIAL (Resolved)**

Learner Not documented in this visit.  
Progress:

**Point: CARDIAC REHAB (Resolved)**

Learner Not documented in this visit.  
Progress:

**Point: DIET (Resolved)**

Learner Not documented in this visit.  
Progress:

**Point: EXERCISE (Resolved)**

Learner Not documented in this visit.  
Progress:

**Point: Medications (Resolved)**

Learner Not documented in this visit.  
Progress:

**Point: POST OP CARE (Resolved)**

Learner Not documented in this visit.  
Progress:

**Point: RISK FACTORS (Resolved)**

Learner Not documented in this visit.  
Progress:

**Title: Coronary Artery Disease (MCB) (Not Started)**

**Topic: WS Cardiac Rehabilitation for Arrhythmia (MCB)--This is CAD and AMI Cardiac Rehab Program Information for the Patient (Not Started)**

**Point: Exercise for a Healthier Heart (MCB) (Not Started)**

Description:  
Explain how exercising regularly offers many health rewards. Provide exercise tips to beginning a new exercise routine; Set Small goals and aim for 150 minutes a week.

Patient Friendly Description:  
This provides healthy heart tips on why exercise is important.

Learner Not documented in this visit.  
Progress:

**Point: WellStar Cardiac Rehabilitation Program (MCB) (Not Started)**

Description:  
At WellStar, our cardiac rehab patients are individually assessed to review medical history, evaluate risk factors, analyze functional abilities and set goals. Ongoing assessments are conducted to ensure patients are making progress toward their goals, educational needs are being met, and any problems or concerns are being addressed with the referring physician.

Patient Friendly Description:  
This will help you better understand Cardiac Rehabilitation. At WellStar, our cardiac rehab programs provide education, supervised exercise, lifestyle modification and emotional support to help patients increase physical fitness, reduce cardiac symptoms and improve health and wellbeing.

Learner Not documented in this visit.  
Progress:

**Point: Cardiac Rehabilitation: Emotional Issue (MCB) (Not Started)**



WS Kennestone Urology  
Procedure at Tower Road  
300 Tower Road  
STE 150  
MARIETTA GA 30060-9404  
Inpatient Record

Maurice, Eugene George  
MRN: 561253820, DOB: 1/2/1949, Sex: M  
Adm: 1/28/2020, D/C: 2/4/2020

---

**Patient Education (continued)**

---

**Education (continued)**

---

Description:

Explain how having heart disease can be stressful. Encourage patient not to ignore feelings of sadness, worry, and depression. Patient should know when to ask for help and/or support.

Patient Friendly Description:

This will explain some emotional feelings related to heart disease.

Learner Not documented in this visit.

Progress:

**Topic: Heart Healthy Diet- DASH Diet (MCB) (Not Started)**

---

**Point: Eating Heart Healthy Food: Using DASH Plan (MCB) (Not Started)**

---

Description:

Review diet information and explain that eating a low salt, low fat and low cholesterol diet with plenty of fruits and vegetables can reduce risk of complications from CAD.

Patient Friendly Description:

This will help you follow a healthy eating plan that can reduce your risk of complications associated with Coronary Artery Disease.

Please watch video/read over the material and let anyone on your Care Team know if there are any questions by marking below.

If you understand all material, mark I understand below.

Learner Not documented in this visit.

Progress:

**Topic: Questions your patient may have for you (MCB) (Not Started)**

---

**Point: Questions your patient may have about the AMI (MCB) (Not Started)**

---

Description:

This is information about diet, exercise and medications for patients and it encourages them to ask staff questions.

Patient Friendly Description:

After reading this, you can write down any questions that you have for staff under the Notes section as a reference.

Learner Not documented in this visit.

Progress:

**Topic: Coronary Artery Disease (MCB) (Not Started)**

---

**Point: Recognizing signs and symptoms of Heart Disease (MCB) (Not Started)**

---

Description:

Provide written education on the signs/symptoms of CAD, causes, medication(s), risk factors, prevention and treatment.

Patient Friendly Description:

This will explain some of the causes of Coronary Artery Disease.

Learner Not documented in this visit.

Progress:

**Point: Understanding Coronary Artery Disease (MCB) (Not Started)**

---

Description:

Give patient written information on CAD. Explain the definition of CAD, causes, signs and symptoms.

Patient Friendly Description:

This will inform you of what to expect if you are diagnosed with Coronary Artery Disease (CAD).

Please watch video/read over the material and let anyone on your Care Team know if there are any questions by marking below.

If you understand all material, mark I understand below.

Learner Not documented in this visit.

Progress:

**Topic: Risk factors for Heart Disease (MCB) (Not Started)**

---





WS Kennestone Urology  
Procedure at Tower Road  
300 Tower Road  
STE 150  
MARIETTA GA 30060-9404  
Inpatient Record

Maurice, Eugene George  
MRN: 561253820, DOB: 1/2/1949, Sex: M  
Adm: 1/28/2020, D/C: 2/4/2020

**Patient Education (continued)**

**Education (continued)**

**Point: Tobacco/Smoking Cessation (MCB) (Not Started)**

Description:

Give patient written information on Quitting Smoking

Educate the patient/family/caregiver on smoking cessation and smoking cessation programs offered in the community. Explain effects smoking and second hand smoke have on the body. Encourage the patient to ask people that smoke around him/her to smoke outside or in another room. Refer patient to Cardiopulmonary Rehabilitation, if applicable.

Patient Friendly Description:

This will give you some getting started tips to kick the smoking habit.

This will help you plan how to quit the smoking habit.

Learner Not documented in this visit.

Progress:

**Title: First-Dose Education (Not Started)**

**Points For This Title**

**Point: hydralazine HCl (Not Started)**

Description:

Instruct learners on name and purpose of medications and possible side effects. If appropriate, include food/drug interactions, reporting of efficacy, and symptoms to report.

Learner Not documented in this visit.

Progress:

**Point: iohexol (Not Started)**

Description:

Instruct learners on name and purpose of medications and possible side effects. If appropriate, include food/drug interactions, reporting of efficacy, and symptoms to report.

Learner Not documented in this visit.

Progress:

**Point: nitroglycerin (Not Started)**

Description:

Instruct learners on name and purpose of medications and possible side effects. If appropriate, include food/drug interactions, reporting of efficacy, and symptoms to report.

Learner Not documented in this visit.

Progress:

**Point: Ringer's solution, lactated (Not Started)**

Description:

Instruct learners on name and purpose of medications and possible side effects. If appropriate, include food/drug interactions, reporting of efficacy, and symptoms to report.

Learner Not documented in this visit.

Progress:

**Point: dextrose (Not Started)**

Description:

Instruct learners on name and purpose of medications and possible side effects. If appropriate, include food/drug interactions, reporting of efficacy, and symptoms to report.

Learner Not documented in this visit.

Progress:

**Point: dextrose 50 % in water (Not Started)**



WS Kennestone Urology  
Procedure at Tower Road  
300 Tower Road  
STE 150  
MARIETTA GA 30060-9404  
Inpatient Record

Maurice, Eugene George  
MRN: 561253820, DOB: 1/2/1949, Sex: M  
Adm: 1/28/2020, D/C: 2/4/2020

**Patient Education (continued)**

**Education (continued)**

Description:

Instruct learners on name and purpose of medications and possible side effects. If appropriate, include food/drug interactions, reporting of efficacy, and symptoms to report.

Learner Not documented in this visit.

Progress:

**Point: calcium carbonate (Not Started)**

Description:

Instruct learners on name and purpose of medications and possible side effects. If appropriate, include food/drug interactions, reporting of efficacy, and symptoms to report.

Learner Not documented in this visit.

Progress:

**Point: morphine sulfate (Not Started)**

Description:

Instruct learners on name and purpose of medications and possible side effects. If appropriate, include food/drug interactions, reporting of efficacy, and symptoms to report.

Learner Not documented in this visit.

Progress:

**Point: hydrocodone/acetaminophen (Not Started)**

Description:

Instruct learners on name and purpose of medications and possible side effects. If appropriate, include food/drug interactions, reporting of efficacy, and symptoms to report.

Learner Not documented in this visit.

Progress:

**Point: aspirin (Resolved)**

Description:

Instruct learners on name and purpose of medications and possible side effects. If appropriate, include food/drug interactions, reporting of efficacy, and symptoms to report.

Learner Not documented in this visit.

Progress:

**Point: acetaminophen (Not Started)**

Description:

Instruct learners on name and purpose of medications and possible side effects. If appropriate, include food/drug interactions, reporting of efficacy, and symptoms to report.

Learner Not documented in this visit.

Progress:

**Point: atropine sulfate (Resolved)**

Description:

Instruct learners on name and purpose of medications and possible side effects. If appropriate, include food/drug interactions, reporting of efficacy, and symptoms to report.

Learner Not documented in this visit.

Progress:

**Point: phenylephrine HCl (Not Started)**

Description:

Instruct learners on name and purpose of medications and possible side effects. If appropriate, include food/drug interactions, reporting of efficacy, and symptoms to report.

Learner Not documented in this visit.

Progress:



WS Kennestone Urology  
Procedure at Tower Road  
300 Tower Road  
STE 150  
MARIETTA GA 30060-9404  
Inpatient Record

Maurice, Eugene George  
MRN: 561253820, DOB: 1/2/1949, Sex: M  
Adm: 1/28/2020, D/C: 2/4/2020

**Patient Education (continued)**

**Education (continued)**

**Point: labetalol HCl (Not Started)**

Description:

Instruct learners on name and purpose of medications and possible side effects. If appropriate, include food/drug interactions, reporting of efficacy, and symptoms to report.

Learner Not documented in this visit.

Progress:

**Point: metoclopramide HCl (Not Started)**

Description:

Instruct learners on name and purpose of medications and possible side effects. If appropriate, include food/drug interactions, reporting of efficacy, and symptoms to report.

Learner Not documented in this visit.

Progress:

**Point: cyclopentolate HCl (Not Started)**

Description:

Instruct learners on name and purpose of medications and possible side effects. If appropriate, include food/drug interactions, reporting of efficacy, and symptoms to report.

Learner Not documented in this visit.

Progress:

**Point: furosemide (Not Started)**

Description:

Instruct learners on name and purpose of medications and possible side effects. If appropriate, include food/drug interactions, reporting of efficacy, and symptoms to report.

Learner Not documented in this visit.

Progress:

**Point: diclofenac sodium (Not Started)**

Description:

Instruct learners on name and purpose of medications and possible side effects. If appropriate, include food/drug interactions, reporting of efficacy, and symptoms to report.

Learner Not documented in this visit.

Progress:

**Point: gentamicin sulfate (Not Started)**

Description:

Instruct learners on name and purpose of medications and possible side effects. If appropriate, include food/drug interactions, reporting of efficacy, and symptoms to report.

Learner Not documented in this visit.

Progress:

**Point: diphenhydramine HCl (Not Started)**

Description:

Instruct learners on name and purpose of medications and possible side effects. If appropriate, include food/drug interactions, reporting of efficacy, and symptoms to report.

Learner Not documented in this visit.

Progress:

**Point: 0.9 % sodium chloride (Not Started)**

Description:

Instruct learners on name and purpose of medications and possible side effects. If appropriate, include food/drug interactions, reporting of efficacy, and symptoms to report.



WS Kennestone Urology  
Procedure at Tower Road  
300 Tower Road  
STE 150  
MARIETTA GA 30060-9404  
Inpatient Record

Maurice, Eugene George  
MRN: 561253820, DOB: 1/2/1949, Sex: M  
Adm: 1/28/2020, D/C: 2/4/2020

**Patient Education (continued)**

**Education (continued)**

Learner Not documented in this visit.  
Progress:

**Point: piperacillin sodium/tazobactam (Not Started)**

Description:  
Instruct learners on name and purpose of medications and possible side effects. If appropriate, include food/drug interactions, reporting of efficacy, and symptoms to report.

Learner Not documented in this visit.  
Progress:

**Point: insulin lispro (Not Started)**

Description:  
Instruct learners on name and purpose of medications and possible side effects. If appropriate, include food/drug interactions, reporting of efficacy, and symptoms to report.

Learner Not documented in this visit.  
Progress:

**Point: ondansetron (Not Started)**

Description:  
Instruct learners on name and purpose of medications and possible side effects. If appropriate, include food/drug interactions, reporting of efficacy, and symptoms to report.

Learner Not documented in this visit.  
Progress:

**Point: glucagon, human recombinant (Not Started)**

Description:  
Instruct learners on name and purpose of medications and possible side effects. If appropriate, include food/drug interactions, reporting of efficacy, and symptoms to report.

Learner Not documented in this visit.  
Progress:

**Point: gadobenate dimeglumine (Not Started)**

Description:  
Instruct learners on name and purpose of medications and possible side effects. If appropriate, include food/drug interactions, reporting of efficacy, and symptoms to report.

Learner Not documented in this visit.  
Progress:

**Point: pantoprazole sodium (Not Started)**

Description:  
Instruct learners on name and purpose of medications and possible side effects. If appropriate, include food/drug interactions, reporting of efficacy, and symptoms to report.

Learner Not documented in this visit.  
Progress:

**Point: polyethylene glycol 3350 (Not Started)**

Description:  
Instruct learners on name and purpose of medications and possible side effects. If appropriate, include food/drug interactions, reporting of efficacy, and symptoms to report.

Learner Not documented in this visit.  
Progress:

**Point: perflutren lipid microspheres (Not Started)**





WS Kennestone Urology  
Procedure at Tower Road  
300 Tower Road  
STE 150  
MARIETTA GA 30060-9404  
Inpatient Record

Maurice, Eugene George  
MRN: 561253820, DOB: 1/2/1949, Sex: M  
Adm: 1/28/2020, D/C: 2/4/2020

---

**Patient Education (continued)**

---

**Education (continued)**

---

Description:

Instruct learners on name and purpose of medications and possible side effects. If appropriate, include food/drug interactions, reporting of efficacy, and symptoms to report.

Learner Not documented in this visit.

Progress:

**Point: fentanyl citrate/PF (Not Started)**

---

Description:

Instruct learners on name and purpose of medications and possible side effects. If appropriate, include food/drug interactions, reporting of efficacy, and symptoms to report.

Learner Not documented in this visit.

Progress:

**Point: lidocaine HCl/PF (Not Started)**

---

Description:

Instruct learners on name and purpose of medications and possible side effects. If appropriate, include food/drug interactions, reporting of efficacy, and symptoms to report.

Learner Not documented in this visit.

Progress:

**Point: ondansetron HCl/PF (Not Started)**

---

Description:

Instruct learners on name and purpose of medications and possible side effects. If appropriate, include food/drug interactions, reporting of efficacy, and symptoms to report.

Learner Not documented in this visit.

Progress:

**Point: tetracaine HCl/PF (Not Started)**

---

Description:

Instruct learners on name and purpose of medications and possible side effects. If appropriate, include food/drug interactions, reporting of efficacy, and symptoms to report.

Learner Not documented in this visit.

Progress:

**Point: sodium chloride 0.9 % (flush) (Not Started)**

---

Description:

Instruct learners on name and purpose of medications and possible side effects. If appropriate, include food/drug interactions, reporting of efficacy, and symptoms to report.

Learner Not documented in this visit.

Progress:

**Title: Congestive Heart Failure (MCB) (Not Started)**

---

**Topic: Psycho/Social/Spiritual Support (Not Started)**

---

**Point: Stress Management and Support Systems (Not Started)**

---

Description:

Explain the importance of stress management and support systems in diabetes management. Refer to WellStar diabetes support groups, social services, case management or spiritual care, if needed.

Learner Not documented in this visit.

Progress:

**Point: Anxiety Reduction (Not Started)**

---



WS Kennestone Urology  
Procedure at Tower Road  
300 Tower Road  
STE 150  
MARIETTA GA 30060-9404  
Inpatient Record

Maurice, Eugene George  
MRN: 561253820, DOB: 1/2/1949, Sex: M  
Adm: 1/28/2020, D/C: 2/4/2020

---

**Patient Education (continued)**

---

**Education (continued)**

---

Description:

Explain the definition of anxiety, signs and symptoms, and examples of ways to reduce anxiety. Inform patient that Spiritual Care and Social Services are available.

Learner Not documented in this visit.

Progress:

**Topic: Treatments/Procedures (MCB) (Not Started)**

---

**Point: Oxygen (Not Started)**

---

Description:

Educate patient/family/caregiver on why oxygen is needed and how it will be delivered (nasal cannula, mask, etc.). Instruct patient/family/caregiver that the patient should not be smoking while on oxygen.

Learner Not documented in this visit.

Progress:

**Point: Medical Equipment (Not Started)**

---

Description:

Educate patient/family/caregiver on use of medical equipment and provide educational materials.

Learner Not documented in this visit.

Progress:

**Point: Introduction to Heart Failure (MCB) (Not Started)**

---

Description:

Give patient written information on congestive heart failure. Explain the definition of CHF, causes, signs and symptoms, expected length of stay and criteria for discharge.

Patient Friendly Description:

This will inform you of what to expect if you are diagnosed with heart failure.

You will be receiving the Congestive Heart Failure red booklet.

Please watch video/read over the material and let anyone on your Care Team know if there are any questions by marking below.

If you understand all material, mark I understand below.

Learner Not documented in this visit.

Progress:

**Point: Echocardiogram (Not Started)**

---

Description:

Educate patient/family/caregiver on echocardiograms, to include: what the test is, how the test will be performed, and what to expect during the test.

Learner Not documented in this visit.

Progress:

**Topic: Pain Management (Not Started)**

---

**Point: Pain Medication Actions & Side Effects (Not Started)**

---

Description:

Provide medication specific handouts when available.

Learner Not documented in this visit.

Progress:

**Point: Pain Rating Scale (Not Started)**

---

Description:

Provide patient with information on the Pain Rating Scale. Explain the rating scale of 0 to 10.

Learner Not documented in this visit.

Progress:



WS Kennestone Urology  
Procedure at Tower Road  
300 Tower Road  
STE 150  
MARIETTA GA 30060-9404  
Inpatient Record

Maurice, Eugene George  
MRN: 561253820, DOB: 1/2/1949, Sex: M  
Adm: 1/28/2020, D/C: 2/4/2020

---

**Patient Education (continued)**

---

**Education (continued)**

---

**Point: Non-Pharmacological Comfort Measures (Not Started)**

---

Description:

Explain there are other ways of controlling pain than medication. The following are suggestions: position change, aromatherapy, deep slow breathing, distraction, quiet environment, imagery, heat therapy and/or cold therapy, laughter, massage, music, physical therapy, and touch therapy.

Learner Not documented in this visit.

Progress:

**Topic: Self Care (MCB) (Not Started)**

---

**Point: Eating well with High Blood Pressure (MCB) (Not Started)**

---

Description:

Information provided to patient to explain what their diet should consist of when they have Heart Failure.

Patient Friendly Description:

This will help you make heart healthy eating choices if you have a diagnosis with heart failure.

Learner Not documented in this visit.

Progress:

**Point: Heart Failure:Being Active (MCB) (Not Started)**

---

Description:

Explain to the patient how to be active with heart failure.

Patient Friendly Description:

This will explain how to safely be active with heart failure.

Learner Not documented in this visit.

Progress:

**Point: Heart Failure: Dealing with Sleep problems (MCB) (Not Started)**

---

Description:

Provide tips and ideas to help patient sleep better.

Patient Friendly Description:

This will provide tips on sleeping better with heart failure.

Learner Not documented in this visit.

Progress:

**Point: Heart Failure: Know your Baselines (MCB) (Not Started)**

---

Description:

Explain to patient how to identify their baseline and recognize changes.

Patient Friendly Description:

This will help you understand what's normal for you and how to watch for changes.

Learner Not documented in this visit.

Progress:

**Point: Heart Failure : Know your Zones (Not Started)**

---

Description:

Review heart failure zones with patient and educate them on how to know which zone they are in each day.

Learner Not documented in this visit.

Progress:

**Point: Dealing with Heart Failure: Helping the patient cope (MCB) (Not Started)**

---

Learner Not documented in this visit.

Progress:

**Point: Daily Weights (MCB) (Not Started)**

---



WS Kennestone Urology  
Procedure at Tower Road  
300 Tower Road  
STE 150  
MARIETTA GA 30060-9404  
Inpatient Record

Maurice, Eugene George  
MRN: 561253820, DOB: 1/2/1949, Sex: M  
Adm: 1/28/2020, D/C: 2/4/2020

---

**Patient Education (continued)**

---

**Education (continued)**

---

Description:

Give written information about daily weights. Instruct the patient to weigh on the same scale every day at the same time, wearing the same amount of clothing. Explain why it is important to check weight. Inform the patient that gaining weight from fluid build up may be an early sign that heart failure is getting worse. The patient should call a care provider if there is a weight gain of more than 2-3 pounds in one day or 4-5 pounds in five days.

Patient Friendly Description:

Information on the importance of Daily weights.

Learner Not documented in this visit.

Progress:

**Point: How to check your Heart Rate and Blood Pressure (MCB) (Not Started)**

---

Description:

Give patient written information on how to take a pulse. Explain the definition of a pulse, normal range, reason for taking a pulse, where pulses can be found. Demonstrate how to find a pulse. Once found, instruct the patient to count the beats for a full minute. Tell the patient to keep a record of the pulse rate, date and time taken, which site (right/left, wrist/neck) and strength of beats (weak, strong or missing beats).

Patient Friendly Description:

This will explain the importance of understanding your vital signs and show you how to take them.

Learner Not documented in this visit.

Progress:

**Topic: WellStar Cardiac Rehabilitation (MCB) (Not Started)**

---

**Point: Exercise for a Healthier Heart (MCB) (Not Started)**

---

Description:

Explain how exercising regularly offers many health rewards. Provide exercise tips to beginning a new exercise routine; Set Small goals and aim for 150 minutes a week.

Patient Friendly Description:

This provides healthy heart tips on why exercise is important.

Learner Not documented in this visit.

Progress:

**Point: WellStar Cardiac Rehabilitation Program (MCB) (Not Started)**

---

Description:

At WellStar, our cardiac rehab patients are individually assessed to review medical history, evaluate risk factors, analyze functional abilities and set goals. Ongoing assessments are conducted to ensure patients are making progress toward their goals, educational needs are being met, and any problems or concerns are being addressed with the referring physician.

Patient Friendly Description:

This will help you better understand Cardiac Rehabilitation. At WellStar, our cardiac rehab programs provide education, supervised exercise, lifestyle modification and emotional support to help patients increase physical fitness, reduce cardiac symptoms and improve health and wellbeing.

Learner Not documented in this visit.

Progress:

**Topic: Review Plan of Care (Not Started)**

---

**Point: Review Plan of Care - Day 5 (Not Started)**

---

Description:

Review plan of care including provider roles, health history, IV and medications, labs and tests, and discharge planning. Take extra time to reiterate to patient that he/she may ask questions at any time and should always let staff know if he/she is having difficulty breathing, pain or any discomfort at any time.

Learner Not documented in this visit.

Progress:

**Point: Review Plan of Care - Day 1 (Not Started)**

---

Description:

Review plan of care including provider roles, health history, IV and medications, labs and tests, and discharge planning. Take extra time to reiterate to patient that he/she may ask questions at any time and should always let staff know if he/she is having difficulty breathing, pain or any discomfort at any time.





WS Kennestone Urology  
Procedure at Tower Road  
300 Tower Road  
STE 150  
MARIETTA GA 30060-9404  
Inpatient Record

Maurice, Eugene George  
MRN: 561253820, DOB: 1/2/1949, Sex: M  
Adm: 1/28/2020, D/C: 2/4/2020

**Patient Education (continued)**

**Education (continued)**

Learner Not documented in this visit.  
Progress:

**Point: Review Plan of Care - Day 2 (Not Started)**

Description:  
Review plan of care including provider roles, health history, IV and medications, labs and tests, and discharge planning. Take extra time to reiterate to patient that he/she may ask questions at any time and should always let staff know if he/she is having difficulty breathing, pain or any discomfort at any time.

Learner Not documented in this visit.  
Progress:

**Point: Review Plan of Care - Day 3 (Not Started)**

Description:  
Review plan of care including provider roles, health history, IV and medications, labs and tests, and discharge planning. Take extra time to reiterate to patient that he/she may ask questions at any time and should always let staff know if he/she is having difficulty breathing, pain or any discomfort at any time.

Learner Not documented in this visit.  
Progress:

**Point: Review Plan of Care - Day 4 (Not Started)**

Description:  
Review plan of care including provider roles, health history, IV and medications, labs and tests, and discharge planning. Take extra time to reiterate to patient that he/she may ask questions at any time and should always let staff know if he/she is having difficulty breathing, pain or any discomfort at any time.

Learner Not documented in this visit.  
Progress:

**Topic: Medications (MCB) (Not Started)**

**Point: Heart Failure Medications (MCB) (Not Started)**

Description:  
Educate patient on the drug type, purpose for medication, and common side effects.

Educate patient on Prescribed Medications

Patient Friendly Description:  
This will inform you of medications that you may be taking if you are diagnosed with Heart Failure.

Learner Not documented in this visit.  
Progress:

**Point: ACE Inhibitors (Not Started)**

Description:  
Educate patient/family/caregiver on the ACE Inhibitor prescribed and provide educational materials. Explain the action of medication, reason for taking, side effects, signs of allergic reaction, and when the physician should be called. Reinforce that this medication should be taken exactly as the physician has prescribed.

Learner Not documented in this visit.  
Progress:

**Point: Angiotensin II Receptor Blockers (Not Started)**

Description:  
Educate patient/family/caregiver on the Angiotensin II Receptor Blockers prescribed and provide educational materials. Explain the action of medication, reason for taking, side effects, signs of allergic reaction, and when the physician should be called. Reinforce that this medication should be taken exactly as the physician has prescribed.

Learner Not documented in this visit.  
Progress:

**Point: Aspirin (Not Started)**



WS Kennestone Urology  
Procedure at Tower Road  
300 Tower Road  
STE 150  
MARIETTA GA 30060-9404  
Inpatient Record

Maurice, Eugene George  
MRN: 561253820, DOB: 1/2/1949, Sex: M  
Adm: 1/28/2020, D/C: 2/4/2020

---

**Patient Education (continued)**

---

**Education (continued)**

---

Description:

Give patient written information on Aspirin. Explain the action of medication, reason for taking, side effects, signs of allergic reaction, and when the doctor should be called. Reinforce that this medication should be taken exactly as the doctor has prescribed.

Learner Not documented in this visit.  
Progress:

**Point: Beta Blockers (Not Started)**

---

Description:

Educate patient/family/caregiver on the Beta Blocker prescribed and provide educational materials. Explain the action of medication, reason for taking, side effects, signs of allergic reaction, and when the physician should be called. Reinforce that this medication should be taken exactly as the physician has prescribed.

Learner Not documented in this visit.  
Progress:

**Point: Digoxin (Not Started)**

---

Description:

Educate patient/family/caregiver on Digoxin and provide educational materials. Explain the action of medication, reason for taking, side effects, signs of allergic reaction, and when the physician should be called. Reinforce that this medication should be taken exactly as the physician has prescribed. The physician will order a blood test to monitor the concentration of the drug in the patient's blood. The dose of this medication may be changed according to the results of this test.

Learner Not documented in this visit.  
Progress:

**Point: Diuretics (Not Started)**

---

Description:

Educate patient/family/caregiver on the Diuretic prescribed and provide educational materials. Explain the action of medication, reason for taking, side effects, signs of allergic reaction, and when the physician should be called. Reinforce that this medication should be taken exactly as the physician has prescribed.

Learner Not documented in this visit.  
Progress:

**Point: Inotropes (Not Started)**

---

Description:

Educate patient/family/caregiver on the Inotropes prescribed and provide educational materials. Explain the action of medication, reason for taking, side effects, signs of allergic reaction, and when the physician should be called. Reinforce that this medication should be taken exactly as the physician has prescribed.

Learner Not documented in this visit.  
Progress:

**Point: Vasodilators (Not Started)**

---

Description:

Educate patient/family/caregiver on the Vasodilator prescribed and provide educational materials. Explain the action of medication, reason for taking, side effects, signs of allergic reaction, and when the physician should be called. Reinforce that this medication should be taken exactly as the physician has prescribed.

Learner Not documented in this visit.  
Progress:

**Topic: Prevention / Discharge (MCB) (Not Started)**

---

**Point: Community Resources (Not Started)**

---

Description:

Give written information on available community resources. Refer to Social Services or Case Management, if needed.

Learner Not documented in this visit.  
Progress:

**Point: Home Health Care Services (Not Started)**

---



WS Kennestone Urology  
Procedure at Tower Road  
300 Tower Road  
STE 150  
MARIETTA GA 30060-9404  
Inpatient Record

Maurice, Eugene George  
MRN: 561253820, DOB: 1/2/1949, Sex: M  
Adm: 1/28/2020, D/C: 2/4/2020

---

**Patient Education (continued)**

---

**Education (continued)**

---

Description:

Give patient written information on Home Health Care Services that have been arranged. Review the role of the home care nurse and when to expect the first visit. Refer to Case Management or Social Services, if needed.

Learner Not documented in this visit.  
Progress:

**Point: Follow-up Appointments (Not Started)**

---

Description:

Give the patient/family written information on their next appointment and when to make follow-up appointments. Reinforce importance of making and keeping the appointments. If appointments were made during the visit, give the patient a written reminder of the time and location.

Learner Not documented in this visit.  
Progress:

**Point: Influenza Vaccine (Not Started)**

---

Description:

Educate the patient/family/caregiver on obtaining a yearly influenza vaccine.

Learner Not documented in this visit.  
Progress:

**Point: Discharge Medications (Not Started)**

---

Description:

Ensure that there are no barriers to obtain medications prior to discharge. Notify Care Coordination if there are any needs for additional resources prior to discharging the patient.

Learner Not documented in this visit.  
Progress:

**Point: When to Call the Doctor (MCB) (Not Started)**

---

Description:

Provide written documentation instructing the patient to call the doctor if the patient has:

1. Ankles and legs that become more swollen.
2. Shoes and socks that get tight suddenly.
3. Shortness of breath that does not go away with rest.
4. Weight gain of 2 - 3 pounds in one day.
5. Weight gain of 4 - 5 pounds in one week.
6. No energy for normal activities.
7. Dizziness or weakness.
8. Yellowish or blue green vision.
9. Heartbeat changes (feels like a butterfly in the chest).
10. Chest pain.
11. Blurred vision.
12. Passing out.
13. Cough that does not go away.

Patient Friendly Description:

Heart Failure symptoms to know and when to call your healthcare provider.

Lifestyle changes to help you feel and live better with Heart Failure.

Learner Not documented in this visit.  
Progress:

**Point: Review Discharge Plan (Not Started)**

---

Description:

Review the discharge plan with patient and primary care giver including: diet, activity, medications, and special precautions. Refer to Case Management, if needed.

Learner Not documented in this visit.  
Progress:

**Point: Smoking Cessation (Not Started)**

---



WS Kennestone Urology  
Procedure at Tower Road  
300 Tower Road  
STE 150  
MARIETTA GA 30060-9404  
Inpatient Record

Maurice, Eugene George  
MRN: 561253820, DOB: 1/2/1949, Sex: M  
Adm: 1/28/2020, D/C: 2/4/2020

---

### Patient Education (continued)

---

#### Education (continued)

---

Description:

Educate the patient/family/caregiver on smoking cessation and smoking cessation programs offered in the community. Explain effects smoking and second hand smoke have on the body. Encourage the patient to ask people that smoke around him/her to smoke outside or in another room. Refer patient to Cardiopulmonary Rehabilitation, if applicable.

Learner Not documented in this visit.  
Progress:

#### Point: Diet Instructions for CHF Prevention (Not Started)

---

Description:

Review diet information and explain that eating a low fat and low cholesterol diet with plenty of fruits and vegetables can reduce their chance of suffering a future heart attack.

Learner Not documented in this visit.  
Progress:

#### Topic: Heart Failure Discharge Instructions (Not Started)

---

##### Point: Follow-up Appointments (Not Started)

---

Description:

Give the patient/family written information on their next appointment and when to make follow-up appointments. Reinforce importance of making and keeping the appointments. If appointments were made during the visit, give the patient a written reminder of the time and location.

Learner Not documented in this visit.  
Progress:

##### Point: Daily Weights (MCB) (Not Started)

---

Description:

Give written information about daily weights. Instruct the patient to weigh on the same scale every day at the same time, wearing the same amount of clothing. Explain why it is important to check weight. Inform the patient that gaining weight from fluid build up may be an early sign that heart failure is getting worse. The patient should call a care provider if there is a weight gain of more than 2-3 pounds in one day or 4-5 pounds in five days.

Patient Friendly Description:  
Information on the importance of Daily weights.

Learner Not documented in this visit.  
Progress:

##### Point: When to Call the Doctor (MCB) (Not Started)

---

Description:

Provide written documentation instructing the patient to call the doctor if the patient has:

1. Ankles and legs that become more swollen.
2. Shoes and socks that get tight suddenly.
3. Shortness of breath that does not go away with rest.
4. Weight gain of 2 - 3 pounds in one day.
5. Weight gain of 4 - 5 pounds in one week.
6. No energy for normal activities.
7. Dizziness or weakness.
8. Yellowish or blue green vision.
9. Heartbeat changes (feels like a butterfly in the chest).
10. Chest pain.
11. Blurred vision.
12. Passing out.
13. Cough that does not go away.

Patient Friendly Description:  
Heart Failure symptoms to know and when to call your healthcare provider.  
Lifestyle changes to help you feel and live better with Heart Failure.

Learner Not documented in this visit.  
Progress:

##### Point: Review Discharge Plan (Not Started)

---

Description:

Review the discharge plan with patient and primary care giver including: diet, activity, medications, and special precautions. Refer to Case Management, if needed.





WS Kennestone Urology  
Procedure at Tower Road  
300 Tower Road  
STE 150  
MARIETTA GA 30060-9404  
Inpatient Record

Maurice, Eugene George  
MRN: 561253820, DOB: 1/2/1949, Sex: M  
Adm: 1/28/2020, D/C: 2/4/2020

---

**Patient Education (continued)**

---

**Education (continued)**

---

Learner Not documented in this visit.  
Progress:

**Point: Diet Instructions for CHF Prevention (Not Started)**

---

Description:  
Review diet information and explain that eating a low fat and low cholesterol diet with plenty of fruits and vegetables can reduce their chance of suffering a future heart attack.

Learner Not documented in this visit.  
Progress:

**Title: General Patient Education (MCB) (Not Started)**

---

**Topic: Psycho/Social/Spiritual Support (Not Started)**

---

**Point: Coping Mechanisms (Resolved)**

---

Description:  
Help patient identify healthy coping mechanisms. Refer to Social Service, Case Management, or Spiritual Care, if needed.

Learner Not documented in this visit.  
Progress:

**Point: Support Systems (Resolved)**

---

Description:  
Help patient identify available support systems. Refer to Social Service, Case Management, or Spiritual Care, if needed.

Learner Not documented in this visit.  
Progress:

**Point: Spiritual/Emotional Needs (Resolved)**

---

Description:  
Offer resources to meet spiritual/emotional needs. Refer to Spiritual Care, if needed.

Learner Not documented in this visit.  
Progress:

**Point: Stress Management and Support Systems (Not Started)**

---

Description:  
Explain the importance of stress management and support systems in diabetes management. Refer to WellStar diabetes support groups, social services, case management or spiritual care, if needed.

Learner Not documented in this visit.  
Progress:

**Point: Anxiety Reduction (Not Started)**

---

Description:  
Explain the definition of anxiety, signs and symptoms, and examples of ways to reduce anxiety. Inform patient that Spiritual Care and Social Services are available.

Learner Not documented in this visit.  
Progress:

**Topic: Pain Management (MCB) (Resolved)**

---

**Point: Encourage Patient to Monitor Own Pain (Resolved)**

---

Description:  
Provide patient with information on the Pain Rating Scale. Explain the rating scale of 0 to 10.



WS Kennestone Urology  
Procedure at Tower Road  
300 Tower Road  
STE 150  
MARIETTA GA 30060-9404  
Inpatient Record

Maurice, Eugene George  
MRN: 561253820, DOB: 1/2/1949, Sex: M  
Adm: 1/28/2020, D/C: 2/4/2020

---

**Patient Education (continued)**

---

**Education (continued)**

---

Learner Not documented in this visit.  
Progress:

**Point: Discuss Significance of VAS Scores (Resolved)**

---

Description:  
Refer to rating score of 0-10.

Learner Not documented in this visit.  
Progress:

**Point: Discuss the Use of Pain Control Measures Before Pain Becomes Severe (MCB) (Resolved)**

---

Description:  
Take time to reiterate to patient that he/she should always let staff know if he/she is having difficulty breathing, pain or any discomfort at any time before pain becomes severe.

Patient Friendly Description:  
Please inform staff that if you are having any difficulty breathing, pain or any discomfort at any time before the pain gets severe.

Please read over the items and let anyone on your Care Team know there are any questions about the material by marking below that "I HAVE QUESTIONS".

If once you have received the items and understand the material you can mark this as "I understand".

Learner Not documented in this visit.  
Progress:

**Topic: Prevention (MCB) (Not Started)**

---

**Point: When to Call the Doctor (Not Started)**

---

Description:  
Educate patient/family/caregiver on when to call the doctor.

Learner Not documented in this visit.  
Progress:

**Point: Protect Others from Infection (Not Started)**

---

Description:  
Educate patient/family/caregiver on respiratory hygiene and cough etiquette. To protect from further infection and to protect others from getting an infection, patient should cover nose and mouth with tissues when coughing. Encourage patient to place used tissues in a plastic bag that will not allow secretions to soak through. Patient should always wash his/her hands after using or handling used tissues.

Learner Not documented in this visit.  
Progress:

**Point: Protect Yourself from Further Infection (MCB) (Not Started)**

---

Description:  
Educate patient/family/caregiver that because patient is in a weakened condition he/she needs to avoid others who are sick as to not acquire another illness. Family/caregiver should wear gloves, gown and face shield/eye protection.

Patient Friendly Description:  
Information on Flu.

Information on Pneumonia and Pneumococcal Vaccination.

Learner Not documented in this visit.  
Progress:

**Point: Falls education, precautions, prevention at home and in the hospital (MCB) (Not Started)**

---

Description:  
Patient was given information on preventing falls both while in the hospital and when they are at home.

Patient Friendly Description:  
Things to help you prevent falls while you are in the hospital and when you are home.

Learner Not documented in this visit.  
Progress:



WS Kennestone Urology  
Procedure at Tower Road  
300 Tower Road  
STE 150  
MARIETTA GA 30060-9404  
Inpatient Record

Maurice, Eugene George  
MRN: 561253820, DOB: 1/2/1949, Sex: M  
Adm: 1/28/2020, D/C: 2/4/2020

---

**Patient Education (continued)**

---

**Education (continued)**

---

**Point: Prevention Deep Vein Thrombosis after surgery (MCB) (Not Started)**

---

Description:

Educate patient/family/caregiver to prevent DVT and PE after Surgery

Patient Friendly Description:

In the days and weeks after surgery, you have a higher chance of developing a deep vein thrombosis (DVT).

This is a condition in which a blood clot or thrombus develops in a deep vein.

They are most common in the leg. But, a DVT may develop in an arm, or another deep vein in the body.

A piece of the clot, called an embolus, can separate from the vein and travel to the lungs.

A blood clot in the lungs is called a pulmonary embolus (PE).

This can cut off the flow of blood to the lungs.

It is a medical emergency and may cause death.

Learner Not documented in this visit.

Progress:

**Point: Demonstrate Handwashing (MCB) (Not Started)**

---

Description:

Educate patient/family/caregiver on how to perform proper hand hygiene. Explain that hand washing is the single most important step in preventing the spread of germs. Have the patient/family/caregiver demonstrate proper hand washing technique using soap, water, friction, clean nails under running water, and dry hands on clean towel without touching dirty surfaces.

Patient Friendly Description:

This will explain the importance of washing and cleansing your hands to prevent infection.

Learner Not documented in this visit.

Progress:

**Topic: Self Care (MCB) (Not Started)**

---

**Point: General Self Care (Not Started)**

---

Description:

Instruct patient on self care needs. These may include: hygiene, how to take a blood pressure, how to change a dressing, etc.

Learner Not documented in this visit.

Progress:

**Point: Demonstrate Handwashing (MCB) (Not Started)**

---

Description:

Educate patient/family/caregiver on how to perform proper hand hygiene. Explain that hand washing is the single most important step in preventing the spread of germs. Have the patient/family/caregiver demonstrate proper hand washing technique using soap, water, friction, clean nails under running water, and dry hands on clean towel without touching dirty surfaces.

Patient Friendly Description:

This will explain the importance of washing and cleansing your hands to prevent infection.

Learner Not documented in this visit.

Progress:

**Topic: Medications (MCB) (Not Started)**

---

**Point: Antibiotic Education (Not Started)**

---

Description:

If an antibiotic was prescribed, educate patient/family/caregiver on the antibiotics prescribed. Explain how antibiotics work in the body. Explain the action of medication, reason for taking, side effects, signs of allergic reaction, and when the physician should be called. Reinforce that this medication should be taken exactly as the physician has prescribed

If a viral diagnosis was made, the patient/family was educated on their viral diagnosis and the reason for no antibiotic this visit.

Learner Not documented in this visit.

Progress:

**Point: Anticoagulant Therapy (Not Started)**

---

Description:

1-Educate patient/family/caregiver on anticoagulant being prescribed and provide educational materials.



WS Kennestone Urology  
Procedure at Tower Road  
300 Tower Road  
STE 150  
MARIETTA GA 30060-9404  
Inpatient Record

Maurice, Eugene George  
MRN: 561253820, DOB: 1/2/1949, Sex: M  
Adm: 1/28/2020, D/C: 2/4/2020

### Patient Education (continued)

#### Education (continued)

- 2-Explain action of medication, reason for taking, and importance of adherence to correct medication dose and schedule,
- 3-Explain potential for adverse drug reactions, signs of allergic reaction, potential for drug-drug and drug-food interactions, and when physician should be called.
- 4-Reinforce that the medication should be taken exactly as the physician has prescribed.
- 5-Explain importance of maintaining follow-up appointments and adhering to laboratory testing as prescribed by physician.
- 6-Explain that the dose of the anticoagulant being prescribed may change depending on the results of the laboratory testing.

Learner Not documented in this visit.  
Progress:

#### Point: Insulin (MCB) (Not Started)

Description:

Educate patient/family/caregiver on the insulin prescribed. Explain how insulin works in the body. Explain the action of insulin, reason for taking, side effects, signs of allergic reaction and when physician should be called. Reinforce that insulin should be taken exactly as the physician has prescribed. Explain the proper storage of insulin, that extreme temperatures can damage insulin and never take insulin that has expired. Explain that the patient's primary care physician may change the dosage depending on the results of blood glucose tests and/or A1C level.

Patient Friendly Description:

This will inform you of why you are prescribed insulin if you have Diabetes Type II.

Learner Not documented in this visit.  
Progress:

#### Point: Hypoglycemic Agents (Not Started)

Description:

Educate patient/family/caregiver on the oral and/or injectable hypoglycemic(s) prescribed. Explain the action of medication, reason for taking, side effects, signs of allergic reaction, as well as when the physician should be called. Reinforce that this medication(s) should be taken exactly as the physician has prescribed.

Learner Not documented in this visit.  
Progress:

#### Point: Non-Steroidal Anti-Inflammatory Drugs (Not Started)

Description:

Educate patient/family/caregiver on the NSAID prescribed and provide educational materials. Explain the action of medication, reason for taking, side effects, signs of allergic reaction, and when the physician should be called. Reinforce that this medication should be taken exactly as the physician has prescribed.

Learner Not documented in this visit.  
Progress:

#### Point: Psychotropic Medications (Not Started)

Description:

Educate patient/family/caregiver on the Psychotropic medication prescribed. Explain the action of medication, reason for taking, side effects, signs of allergic reaction, and when the physician should be called. Reinforce that this medication should be taken exactly as the physician has prescribed.

Learner Not documented in this visit.  
Progress:

#### Point: ACE Inhibitors (Not Started)

Description:

Educate patient/family/caregiver on the ACE Inhibitor prescribed and provide educational materials. Explain the action of medication, reason for taking, side effects, signs of allergic reaction, and when the physician should be called. Reinforce that this medication should be taken exactly as the physician has prescribed.

Learner Not documented in this visit.  
Progress:

#### Point: Angiotensin II Receptor Blockers (Not Started)

Description:

Educate patient/family/caregiver on the Angiotensin II Receptor Blockers prescribed and provide educational materials. Explain the action of medication, reason for taking, side effects, signs of allergic reaction, and when the physician should be called. Reinforce that this medication should be taken exactly as the physician has prescribed.





WS Kennestone Urology  
Procedure at Tower Road  
300 Tower Road  
STE 150  
MARIETTA GA 30060-9404  
Inpatient Record

Maurice, Eugene George  
MRN: 561253820, DOB: 1/2/1949, Sex: M  
Adm: 1/28/2020, D/C: 2/4/2020

---

**Patient Education (continued)**

---

**Education (continued)**

---

Learner Not documented in this visit.  
Progress:

**Point: Beta Blockers (Not Started)**

---

Description:  
Educate patient/family/caregiver on the Beta Blocker prescribed and provide educational materials. Explain the action of medication, reason for taking, side effects, signs of allergic reaction, and when the physician should be called. Reinforce that this medication should be taken exactly as the physician has prescribed.

Learner Not documented in this visit.  
Progress:

**Point: Digoxin (Not Started)**

---

Description:  
Educate patient/family/caregiver on Digoxin and provide educational materials. Explain the action of medication, reason for taking, side effects, signs of allergic reaction, and when the physician should be called. Reinforce that this medication should be taken exactly as the physician has prescribed. The physician will order a blood test to monitor the concentration of the drug in the patient's blood. The dose of this medication may be changed according to the results of this test.

Learner Not documented in this visit.  
Progress:

**Point: Diuretics (Not Started)**

---

Description:  
Educate patient/family/caregiver on the Diuretic prescribed and provide educational materials. Explain the action of medication, reason for taking, side effects, signs of allergic reaction, and when the physician should be called. Reinforce that this medication should be taken exactly as the physician has prescribed.

Learner Not documented in this visit.  
Progress:

**Point: Inotropes (Not Started)**

---

Description:  
Educate patient/family/caregiver on the Inotropes prescribed and provide educational materials. Explain the action of medication, reason for taking, side effects, signs of allergic reaction, and when the physician should be called. Reinforce that this medication should be taken exactly as the physician has prescribed.

Learner Not documented in this visit.  
Progress:

**Point: Vasodilators (Not Started)**

---

Description:  
Educate patient/family/caregiver on the Vasodilator prescribed and provide educational materials. Explain the action of medication, reason for taking, side effects, signs of allergic reaction, and when the physician should be called. Reinforce that this medication should be taken exactly as the physician has prescribed.

Learner Not documented in this visit.  
Progress:

**Point: Antibiotics (Not Started)**

---

Description:  
Educate patient/family/caregiver on the Antibiotics prescribed. Explain how antibiotics works in the body. Explain the action of medication, reason for taking, side effects, signs of allergic reaction, and when the physician should be called. Reinforce that this medication should be taken exactly as the physician has prescribed.

Learner Not documented in this visit.  
Progress:

**Point: Medication purpose, side effects, schedule, administration (MCB) (Not Started)**

---

Description:  
Discussed purpose and possible side effects of medication.



WS Kennestone Urology  
Procedure at Tower Road  
300 Tower Road  
STE 150  
MARIETTA GA 30060-9404  
Inpatient Record

Maurice, Eugene George  
MRN: 561253820, DOB: 1/2/1949, Sex: M  
Adm: 1/28/2020, D/C: 2/4/2020

---

**Patient Education (continued)**

**Education (continued)**

---

|           |                               |
|-----------|-------------------------------|
| Learner   | Not documented in this visit. |
| Progress: |                               |

---

**All Flowsheets**



WS Kennestone Urology  
 Procedure at Tower Road  
 300 Tower Road  
 STE 150  
 MARIETTA GA 30060-9404  
 Inpatient Record

Maurice, Eugene George  
 MRN: 561253820, DOB: 1/2/1949, Sex: M  
 Adm: 1/28/2020, D/C: 2/4/2020

**Flowsheets (all recorded)**

**Custom Formula Data**

| Row Name                         | 01/28/20 0957 | 01/28/20 0925 | 01/28/20 0923 | 01/28/20 0831      |
|----------------------------------|---------------|---------------|---------------|--------------------|
| <b>OTHER</b>                     |               |               |               |                    |
| BSA (Calculated - sq m)          | ---           | ---           | ---           | 2.14 sq meters -SC |
| Weight Change (kg)               | ---           | ---           | ---           | 0 kg -SC           |
| Ideal Body Weight                | ---           | ---           | ---           | 160 lb -SC         |
| Visit Weight                     | ---           | ---           | ---           | 214 lb -SC         |
| BMI (Calculated)                 | ---           | ---           | ---           | 33.5 -SC           |
| IBW/kg (Calculated) Male         | ---           | ---           | ---           | 66.1 kg -SC        |
| IBW/kg (Calculated) FEMALE       | ---           | ---           | ---           | 61.6 kg -SC        |
| Weight/Scale Event               | ---           | ---           | ---           | 0 -SC              |
| Vitals Sepsis Risk Score         | ---           | ---           | 0 -LO         | 0 -SC              |
| Weight in (lb) to have BMI = 25  | ---           | ---           | ---           | 159.3 -SC          |
| % Weight Change Since Birth      | ---           | ---           | ---           | 0 -SC              |
| <b>Relevant Labs and Vitals</b>  |               |               |               |                    |
| Temp (in Celsius)                | ---           | ---           | 37.7 -LO      | 36.9 -SC           |
| <b>Adult IBW/VT Calculations</b> |               |               |               |                    |
| IBW/kg (Calculated)              | ---           | ---           | ---           | 66.1 -SC           |
| Range Vt 4mL/kg                  | ---           | ---           | ---           | 264.4 mL/kg -SC    |
| Low Range Vt 6mL/kg              | ---           | ---           | ---           | 396.6 mL/kg -SC    |
| Adult Moderate Range Vt 8mL/kg   | ---           | ---           | ---           | 528.8 mL/kg -SC    |
| Adult High Range Vt 10mL/kg      | ---           | ---           | ---           | 661 mL/kg -SC      |
| <b>Case Log</b>                  |               |               |               |                    |
| BSA x (CI @3.0)= CO              | ---           | ---           | ---           | 6.42 CO -SC        |
| <b>Aldrete Phase 1</b>           |               |               |               |                    |
| Aldrete Score                    | 10 -SC        | 7 -LO         | ---           | ---                |



WS Kennestone Urology  
Procedure at Tower Road  
300 Tower Road  
STE 150  
MARIETTA GA 30060-9404  
Inpatient Record

Maurice, Eugene George  
MRN: 561253820, DOB: 1/2/1949, Sex: M  
Adm: 1/28/2020, D/C: 2/4/2020

---

**Flowsheets (all recorded)**

**Risk for Readmission**

| Row Name             | 02/05/20 0213 |
|----------------------|---------------|
| OTHER                |               |
| Risk for Readmission | 8 -UE         |





WS Kennestone Urology  
Procedure at Tower Road  
300 Tower Road  
STE 150  
MARIETTA GA 30060-9404  
Inpatient Record

Maurice, Eugene George  
MRN: 561253820, DOB: 1/2/1949, Sex: M  
Adm: 1/28/2020, D/C: 2/4/2020

**Flowsheets (all recorded)**

**Aldrete Score**

| Row Name            | 01/28/20 0957 | 01/28/20 0925 | 01/28/20 0825 |
|---------------------|---------------|---------------|---------------|
| Aldrete             |               |               |               |
| Activity            | 2 -SC         | 2 -LO         | 2 -SC         |
| Respiration         | 2 -SC         | 2 -LO         | 2 -SC         |
| Circulation         | 2 -SC         | 1 -LO         | —             |
| Consciousness       | 2 -SC         | 1 -LO         | 2 -SC         |
| O2 Saturation       | 2 -SC         | 1 -LO         | 2 -SC         |
| Aldrete Score (PAR) | 10 -SC        | 7 -LO         | —             |



WS Kennestone Urology  
 Procedure at Tower Road  
 300 Tower Road  
 STE 150  
 MARIETTA GA 30060-9404  
 Inpatient Record

Maurice, Eugene George  
 MRN: 561253820, DOB: 1/2/1949, Sex: M  
 Adm: 1/28/2020, D/C: 2/4/2020

**Flowsheets (all recorded)**

**Intake/Output**

| Row Name  | 01/29/20 1336 | 01/28/20 0957 | 01/28/20 0949 | 01/28/20 0929        | 01/28/20 0926 |
|---|---------------|---------------|---------------|----------------------|---------------|
| <b>Intake (mL)</b>                                    |               |               |               |                      |               |
| P.O.  | —             | 300 mL -SC    | —             | —                    | —             |
| I.V.  | —             | 400 mL -SC    | —             | —                    | —             |
| <b>Simple Vitals</b>                                  |               |               |               |                      |               |
| Pulse   | —             | —             | (I) 49 -SC    | 50 -LO               | 52 -LO        |
| Resp  | —             | —             | 16 -SC        | 16 -LO               | 16 -LO        |
| <b>Urine Output</b>                                   |               |               |               |                      |               |
| Urine Color   | Pink -CP      | —             | —             | —                    | —             |
| Row Name  | 01/28/20 0925 | 01/28/20 0923 | 01/28/20 0922 | 01/28/20 0922        | 01/28/20 0915 |
| <b>Intake (mL)</b>                                    |               |               |               |                      |               |
| I.V.  | 200 mL -LO    | —             | —             | —                    | —             |
| <b>lactated Ringers infusion Start: 01/28/20 0900</b> |               |               |               |                      |               |
| Rate  | —             | —             | —             | 0 mL/hr -RL          | —             |
| Volume (mL)   | —             | —             | 100 mL -RL    | —                    | —             |
| <b>Simple Vitals</b>                                  |               |               |               |                      |               |
| Pulse   | —             | 52 -LO        | —             | —                    | —             |
| Resp  | —             | 16 -LO        | —             | —                    | —             |
| <b>propofol</b>                                       |               |               |               |                      |               |
| propofol Bolus Dose (mg)                              | —             | —             | —             | —                    | 10 mg -RL     |
| propofol Concentration                                | —             | —             | —             | —                    | 10 mg/mL -RL  |
| Row Name  | 01/28/20 0911 | 01/28/20 0908 | 01/28/20 0908 | 01/28/20 0831        | 01/28/20 0830 |
| <b>Weights</b>  |               |               |               |                      |               |
| Weight  | —             | —             | —             | 97.1 kg (214 lb) -SC | —             |
| Weight Method   | —             | —             | —             | Stated -SC           | —             |
| BSA (Calculated - sq m)                               | —             | —             | —             | 2.14 sq meters -SC   | —             |
| <b>lactated Ringers infusion Start: 01/28/20 0900</b> |               |               |               |                      |               |
| Rate  | —             | —             | —             | —                    | 50 mL/hr -SC  |
| Volume (mL)   | —             | 100 mL -RL    | —             | —                    | —             |
| <b>Simple Vitals</b>                                  |               |               |               |                      |               |
| Pulse   | —             | —             | —             | (I) 48 -SC           | —             |
| Resp  | —             | —             | —             | 16 -SC               | —             |
| <b>propofol</b>                                       |               |               |               |                      |               |
| propofol Bolus Dose (mg)                              | 50 mg -RL     | —             | 50 mg -RL     | —                    | —             |
| propofol Concentration                                | 10 mg/mL -RL  | —             | 10 mg/mL -RL  | —                    | —             |



WS Kennestone Urology  
 Procedure at Tower Road  
 300 Tower Road  
 STE 150  
 MARIETTA GA 30060-9404  
 Inpatient Record

Maurice, Eugene George  
 MRN: 561253820, DOB: 1/2/1949, Sex: M  
 Adm: 1/28/2020, D/C: 2/4/2020

**Flowsheets (all recorded)**

**Vital Signs**

| Row Name                   | 01/28/20 0949       | 01/28/20 0929     | 01/28/20 0926     | 01/28/20 0923         | 01/28/20 0831         |
|----------------------------|---------------------|-------------------|-------------------|-----------------------|-----------------------|
| <b>Vital Signs</b>         |                     |                   |                   |                       |                       |
| Automatic Restart          | Yes -SC             | Yes -LO           | Yes -LO           | Yes -LO               | Yes -SC               |
| Vitals Timer               |                     |                   |                   |                       |                       |
| Pulse                      | (I) 49 -SC          | 50 -LO            | 52 -LO            | 52 -LO                | (I) 48 -SC            |
| Heart Rate Source          | —                   | Monitor -LO       | Monitor -LO       | Monitor -LO           | Monitor -SC           |
| Resp                       | 16 -SC              | 16 -LO            | 16 -LO            | 16 -LO                | 16 -SC                |
| BP                         | 159/66 -SC          | 113/56 -LO        | 106/52 -LO        | 109/54 -LO            | 153/65 -SC            |
| Calculated MAP             | 97 -SC              | 75 -LO            | 70 -LO            | 72.33 -LO             | 94.33 -SC             |
| Temp                       | —                   | —                 | —                 | 98.1 °F (36.7 °C) -LO | 98.4 °F (36.9 °C) -SC |
| Temp src                   | —                   | —                 | —                 | Axillary -LO          | Oral -SC              |
| <b>Oxygen Therapy</b>      |                     |                   |                   |                       |                       |
| SpO2                       | 99 % -SC            | 100 % -LO         | 100 % -LO         | 100 % -LO             | 97 % -SC              |
| O2 Device                  | None (Room air) -SC | Nasal cannula -LO | Nasal cannula -LO | Nasal cannula -LO     | None (Room air) -SC   |
| O2 Flow Rate (L/min)       | —                   | 2 L/min -LO       | 2 L/min -LO       | 2 L/min -LO           | —                     |
| Pulse Oximetry Type        | Continuous -SC      | Continuous -LO    | Continuous -LO    | Continuous -LO        | Continuous -SC        |
| POX Probe Site Changed     | No -SC              | No -LO            | No -LO            | No -LO                | No -SC                |
| <b>Vitals Sepsis Score</b> |                     |                   |                   |                       |                       |
| Vitals Sepsis Risk Score   | —                   | —                 | —                 | 0 -LO                 | 0 -SC                 |



WS Kennestone Urology  
 Procedure at Tower Road  
 300 Tower Road  
 STE 150  
 MARIETTA GA 30060-9404  
 Inpatient Record

Maurice, Eugene George  
 MRN: 561253820, DOB: 1/2/1949, Sex: M  
 Adm: 1/28/2020, D/C: 2/4/2020

**Flowsheets (all recorded)**

**OR Lines/Drains/Airways**

| Row Name  | 01/28/20 0925   | 01/28/20 0829                       |
|---|---|-------------------------------------|
| [REMOVED] Peripheral IV 01/28/20 22 G Right Wrist |   |                                     |
| IV Properties                                     | Placement Date: 01/28/20 -SC Placement Time: 0829 -SC Present on arrival to hospital?: No -SC Type of Catheter: Straight -SC Size (Gauge): 22 G -SC Orientation: Right -SC Location: Wrist -SC Site Prep: Chlorhexidine -SC Local Anesthetic: None -SC Inserted by: L Olivarez RN -SC Insertion attempts: 1 -SC Successful IV Attempt?: Yes -SC Patient Tolerance: Tolerated well -SC IV Access Problem: No -SC Removal Date: 01/28/20 -SC Removal Time: 0957 -SC Catheter Intact on removal?: Yes -SC Remaining intact at discharge?: No -SC |                                     |
| Site Assessment                                   | Clean;Dry -LO   | Clean;Dry -SC                       |
| Phlebitis Scale                                   | 0 -LO   | 0 -SC                               |
| Infiltration/Extravasation Scale                  | 0 -LO   | 0 -SC                               |
| Line Assessment                                   | Flushes easily;Infusing -LO   | Blood return with no resistance -SC |
| Dressing Assessment                               | Clean;Dry;Intact -LO  | Clean;Dry;Intact -SC                |





WS Kennestone Urology  
Procedure at Tower Road  
300 Tower Road  
STE 150  
MARIETTA GA 30060-9404  
Inpatient Record

Maurice, Eugene George  
MRN: 561253820, DOB: 1/2/1949, Sex: M  
Adm: 1/28/2020, D/C: 2/4/2020

**Flowsheets (all recorded)**

**Anthropometrics**

| Row Name         | 01/28/20 0831        |
|------------------|----------------------|
| Anthropometrics  |                      |
| Height           | 67" (1.702 m) -SC    |
| Weight           | 97.1 kg (214 lb) -SC |
| Weight Method    | Stated -SC           |
| Weight Change    | 0 -SC                |
| BMI (Calculated) | 33.5 -SC             |



WS Kennestone Urology  
 Procedure at Tower Road  
 300 Tower Road  
 STE 150  
 MARIETTA GA 30060-9404  
 Inpatient Record

Maurice, Eugene George  
 MRN: 561253820, DOB: 1/2/1949, Sex: M  
 Adm: 1/28/2020, D/C: 2/4/2020

**Flowsheets (all recorded)**

**Post Op Telephone Call**

| Row Name  | 01/29/20 1336   |
|---|---|
| <b>Post-Op</b>                                  |   |
| Do you feel comfortable?                        | Yes -CP   |
| Are you taking your Medication?                 | N/A -CP   |
| Is your pain medication working?                | N/A -CP   |
| Do you have a fever over 101 F?                 | No -CP  |
| Are you having any difficulty urinating?        | No -CP  |
| Urine Color                                     | Pink -CP  |
| Any nausea or vomiting?                         | No -CP  |
| Which areas of service were you satisfied with? | Scheduling;Check-In;Pre-Op;Clinical Staff;Physician;Check-Out;Anesthesia Provider -CP |



WS Kennestone Urology  
 Procedure at Tower Road  
 300 Tower Road  
 STE 150  
 MARIETTA GA 30060-9404  
 Inpatient Record

Maurice, Eugene George  
 MRN: 561253820, DOB: 1/2/1949, Sex: M  
 Adm: 1/28/2020, D/C: 2/4/2020

**Flowsheets (all recorded)**

**Fall Risk**

| Row Name                                 | 01/28/20 0823 |
|--|---------------|
| <b>Hester Davis Fall Risk Assessment</b> |               |
| Last Known Fall                          | 0 -SC         |
| Mobility                                 | 0 -SC         |
| Medications                              | 0 -SC         |
| Mental Status/LOC/Awareness              | 0 -SC         |
| Toileting Needs                          | 0 -SC         |
| Volume/Electrolyte Status                | 0 -SC         |
| Communication/Sensory                    | 0 -SC         |
| Behavior                                 | 0 -SC         |
| Hester Davis Fall Risk Total             | 3 -SC         |
| <b>Fall Assessment</b>                   |               |
| Patient Receiving Sedation               | Yes -SC       |
| Fall Risk                                | Yes -SC       |
| Fall Band Applied                        | Yes -SC       |
| Yellow socks                             | Yes -SC       |



WS Kennestone Urology  
 Procedure at Tower Road  
 300 Tower Road  
 STE 150  
 MARIETTA GA 30060-9404  
 Inpatient Record

Maurice, Eugene George  
 MRN: 561253820, DOB: 1/2/1949, Sex: M  
 Adm: 1/28/2020, D/C: 2/4/2020

**Flowsheets (all recorded)**

**ED Sepsis Screen**

| Row Name                       | 01/28/20 0949 | 01/28/20 0929 | 01/28/20 0926 | 01/28/20 0923         | 01/28/20 0831         |
|--------------------------------|---------------|---------------|---------------|-----------------------|-----------------------|
| <b>Vital sign parameters</b>   |               |               |               |                       |                       |
| BP                             | 159/66 -SC    | 113/56 -LO    | 106/52 -LO    | 109/54 -LO            | 153/65 -SC            |
| Pulse                          | (I) 49 -SC    | 50 -LO        | 52 -LO        | 52 -LO                | (I) 48 -SC            |
| Calculated MAP                 | 97 -SC        | 75 -LO        | 70 -LO        | 72.33 -LO             | 94.33 -SC             |
| Resp                           | 16 -SC        | 16 -LO        | 16 -LO        | 16 -LO                | 16 -SC                |
| Temp                           | —             | —             | —             | 98.1 °F (36.7 °C) -LO | 98.4 °F (36.9 °C) -SC |
| Vitals Sepsis Risk Score       | —             | —             | —             | 0 -LO                 | 0 -SC                 |
| <b>Vital Signs</b>             |               |               |               |                       |                       |
| Automatic Restart Vitals Timer | Yes -SC       | Yes -LO       | Yes -LO       | Yes -LO               | Yes -SC               |





WS Kennestone Urology  
 Procedure at Tower Road  
 300 Tower Road  
 STE 150  
 MARIETTA GA 30060-9404  
 Inpatient Record

Maurice, Eugene George  
 MRN: 561253820, DOB: 1/2/1949, Sex: M  
 Adm: 1/28/2020, D/C: 2/4/2020

**Flowsheets (all recorded)**

**Ris Pre Procedure Check list**

| Row Name                                       | 01/28/20 0823   |
|--|---|
| <b>Consent and Procedure</b>                   |   |
| History and Physical Completed                 | Yes -SC   |
| Consents Confirmed                             | Operative;Informed;Anesthesia;Facility -SC  |
| Patient ID and Procedure Verified              | Yes -SC   |
| Allergy Band Applied                           | No -SC  |
| Do you have any metal in your body?            | No -SC  |
| Correct Procedure                              | Yes -SC   |
| Side/Site Confirmed                            | N/A -SC   |
| Surgeon/Anesthesia Orders Received             | Yes -SC   |
| Surgical Prep Complete                         | Yes -SC   |
| Date of last liquid                            | 01/28/20 -SC  |
| Time of last liquid                            | 0630 -SC  |
| Date of last solid                             | 01/28/20 -SC  |
| Time of last solid                             | 2200 -SC  |
| Locker Assignment                              | 3 -SC   |
| Pre-Op Teaching Complete                       | Yes -SC   |
| <b>Lab/Testing Checklist</b>                   |   |
| Blood Glucose Meter (mg/dl)                    | 107 -SC   |
| MD/Anesthesia Notified of Blood Glucose Result | Yes -SC   |
| Urinalysis Results                             | Abnormal -SC  |
| Abnormal UA Dip results                        | Blood trace -SC   |
| Microscopy Complete                            | No -SC  |
| Pre Procedure Testing In Chart                 | Urinalysis;Glucose Test -SC   |
| <b>Pre- op Checklist</b>                       |   |
| Anti-embolism                                  | n/a -SC   |
| Pre-Op Medications Given and Charted           | Yes -SC   |
| Pre-Op Vitals Documented                       | Yes -SC   |
| Allergies Verified                             | Yes -SC   |
| Voided Prior to Procedure                      | Yes -SC   |
| Remove all that apply:                         | Underwear -SC   |
| Required items available                       | Required test results, blood/antibiotics/irrigation fluids, implants, devices and special needs/equipment are available -SC |
| Mode of Transport                              | Stretcher -SC   |



WS Kennestone Urology  
 Procedure at Tower Road  
 300 Tower Road  
 STE 150  
 MARIETTA GA 30060-9404  
 Inpatient Record

Maurice, Eugene George  
 MRN: 561253820, DOB: 1/2/1949, Sex: M  
 Adm: 1/28/2020, D/C: 2/4/2020

**Flowsheets (all recorded)**

**Discharge Information**

| Row Name   | 01/28/20 0929  | 01/28/20 0800  |
|--|--|--|
| As part of our commitment to quality care, we will be calling you within 7-14 days of your procedure. Please provide us with the following information so we can contact you in a way that is best for you.  |  |  |
| Contact Number   | 678-910-2298 -LO   | 6789102298 -SC   |
| Contact Guidelines   | Ok to leave a message for me if you get an answering machine -LO | Ok to leave a message for me if you get an answering machine -SC |
| If you have taken sedation medication or have a scheduled procedure with anesthesia you are required to have a responsible adult present to drive you home after your procedure. If your driver needs to step out for a moment we need a cell/contact number |  |  |
| Driver's Name  | Shirley Maurice -LO  | Shirley -SC  |
| Relationship to Patient  | Spouse/Significant Other -LO                                     | Spouse/Significant Other -SC                                     |
| Cell Phone Number  | 678-910-2476 -LO   | —  |



WS Kennestone Urology  
Procedure at Tower Road  
300 Tower Road  
STE 150  
MARIETTA GA 30060-9404  
Inpatient Record

Maurice, Eugene George  
MRN: 561253820, DOB: 1/2/1949, Sex: M  
Adm: 1/28/2020, D/C: 2/4/2020

**Flowsheets (all recorded)**

**Assessment**

| Row Name                                | 01/28/20 0925               | 01/28/20 0822  |
|---|-----------------------------|--|
| Preop Assessment                        |                             |  |
| Skin Condition/Temp                     | Dry;Intact;Warm -LO         | Dry;Intact;Warm -SC  |
| Orient/LOC                              | WDL;Sleeping;Sedated<br>-LO | Alert;Oriented to<br>person;Awake;Oriented to<br>place;Oriented to time<br>-SC |
| Psychosocial                            | Calm -LO                    | Calm -SC   |
| Enema by Patient<br>Prior to Admission? | —                           | Yes -SC  |



WS Kennestone Urology  
Procedure at Tower Road  
300 Tower Road  
STE 150  
MARIETTA GA 30060-9404  
Inpatient Record

Maurice, Eugene George  
MRN: 561253820, DOB: 1/2/1949, Sex: M  
Adm: 1/28/2020, D/C: 2/4/2020

**Flowsheets (all recorded)**

**Hand Off**

| Row Name             | 01/28/20 0923 |
|----------------------|---------------|
| Post Sedation Care   |               |
| Type of Sedation     | MAC -LO       |
| Procedure Tolerated: | Well -LO      |
| Report Given at:     | 0923 -LO      |
| Transport Method:    | Stretcher -LO |





WS Kennestone Urology  
 Procedure at Tower Road  
 300 Tower Road  
 STE 150  
 MARIETTA GA 30060-9404  
 Inpatient Record

Maurice, Eugene George  
 MRN: 561253820, DOB: 1/2/1949, Sex: M  
 Adm: 1/28/2020, D/C: 2/4/2020

**Flowsheets (all recorded)**

**Patient Assessment in OR Room**

| Row Name  | 01/28/20 09:08:26   | 01/28/20 0823 |
|---|---|---------------|
| <b>Patient Assessment</b>                       |   |               |
| Name Spelling, DOB, Procedure, Consent Verified | Yes -RM   | ---           |
| Site Verbally Verified                          | Yes -RM   | ---           |
| Site marked by physician or proceduralist?      | Not applicable -RM  | ---           |
| Pt Oriented to the OR Suite, Personnel & Roles  | Yes -RM   | ---           |
| Stretcher                                       | Side rails up x2;Wheels locked -RM                            | ---           |
| Comfort Assessment Complete                     | Yes -RM   | ---           |
| Comfort Actions Taken                           | Warm blankets;Pillow between knees/feet;Pillow under head -RM | ---           |
| SCDs Applied                                    | No (see comment) -RM  | ---           |
| Plan of Care Reviewed by OR Staff               | Yes -RM   | ---           |
| Type of Anesthesia                              | MAC -RM   | ---           |
| <b>Prep Assessment</b>                          |   |               |
| Operative Site Intact                           | Yes -RM   | Yes -SC       |
| Hair Removal                                    | N/A -RM   | N/A -SC       |



WS Kennestone Urology  
Procedure at Tower Road  
300 Tower Road  
STE 150  
MARIETTA GA 30060-9404  
Inpatient Record

Maurice, Eugene George  
MRN: 561253820, DOB: 1/2/1949, Sex: M  
Adm: 1/28/2020, D/C: 2/4/2020

**Flowsheets (all recorded)**

**Assessment in OR post procedure**

| Row Name   | 01/28/20 09:12:53   |
|--|---------------------|
| Post Procedure Documentation                         |                     |
| Surgical Wound Classification                        | III -RM             |
| Preoperative Diagnosis                               | prostate cancer -RM |
| Postoperative Diagnosis                              | prostate cancer -RM |
| Procedure Performed (Confirmed by MD and Anesthesia) | Yes -RM             |



WS Kennestone Urology  
 Procedure at Tower Road  
 300 Tower Road  
 STE 150  
 MARIETTA GA 30060-9404  
 Inpatient Record

Maurice, Eugene George  
 MRN: 561253820, DOB: 1/2/1949, Sex: M  
 Adm: 1/28/2020, D/C: 2/4/2020

**Flowsheets (all recorded)**

**Procedure Documentation**

| Row Name                       | 01/28/20 09:09:06                              |
|--------------------------------|--|
| <b>Procedure Assessment</b>    |  |
| Patient Position               | Lateral up right -RM                           |
| Warming Device                 | On;Low -RM                                     |
| <b>Electrocautery</b>          |  |
| Electrocautery Used?           | No -RM   |
| <b>Procedure Interventions</b> |  |
| Xrays Taken?                   | No -RM   |
| Imaging Displayed?             | Yes -RM  |
| Video/Photography?             | No -RM   |
| Laser Used?                    | No -RM   |
| <b>Specimen Obtained</b>       |  |
| Specimen Obtained?             | Yes -RM  |
| <b>Specimen Collection</b>     |  |
| Specimen Type                  | Prostate Biopsy -RM                            |
| Side                           | Bilateral -RM                                  |
| Site location                  | prostate gland-13 core<br>-RM                  |
| Prostate Specimen Location     | Lat base;Apex;Lat mid;Lat apex;Base;Mid<br>-RM |
| Specimen Sent to Pathology     | Yes -RM  |
| Specimen Discarded per Surgeon | No -RM   |
| Additional Specimens           | Yes -RM  |
| <b>Specimen Collection</b>     |  |
| Specimen Type                  | Prostate Biopsy -RM                            |
| Site location                  | #1ANTMCZP5 -RM                                 |
| Prostate Specimen Location     | Mid -RM  |
| Specimen Sent to Pathology     | Yes -RM  |
| Specimen Discarded per Surgeon | No -RM   |
| Additional Specimens           | No -RM   |
| <b>Dressings</b>               |  |
| Dressings                      | N/A -RM  |



WS Kennestone Urology  
Procedure at Tower Road  
300 Tower Road  
STE 150  
MARIETTA GA 30060-9404  
Inpatient Record

Maurice, Eugene George  
MRN: 561253820, DOB: 1/2/1949, Sex: M  
Adm: 1/28/2020, D/C: 2/4/2020

**Flowsheets (all recorded)**

**Intake/Output**

| Row Name         | 01/29/20 1336 | 01/28/20 0957 | 01/28/20 0925 |
|------------------|---------------|---------------|---------------|
| Intake (mL)      |               |               |               |
| P.O.             | ---           | 300 mL -SC    | ---           |
| I.V.             | ---           | 400 mL -SC    | 200 mL -LO    |
| Urine Assessment |               |               |               |
| Urine Color      | Pink -CP      | ---           | ---           |





WS Kennestone Urology  
Procedure at Tower Road  
300 Tower Road  
STE 150  
MARIETTA GA 30060-9404  
Inpatient Record

Maurice, Eugene George  
MRN: 561253820, DOB: 1/2/1949, Sex: M  
Adm: 1/28/2020, D/C: 2/4/2020

**Flowsheets (all recorded)**

**Abuse Screen**

| Row Name | 01/28/20 0823 |
|----------|---------------|
|----------|---------------|

Abuse Screening

|   |         |
|---|---------|
| Do you feel safe at home?                     | Yes -SC |
| Have you ever thought about hurting yourself? | No -SC  |



WS Kennestone Urology  
 Procedure at Tower Road  
 300 Tower Road  
 STE 150  
 MARIETTA GA 30060-9404  
 Inpatient Record

Maurice, Eugene George  
 MRN: 561253820, DOB: 1/2/1949, Sex: M  
 Adm: 1/28/2020, D/C: 2/4/2020

**Flowsheets (all recorded)**

**Vitals/Pain**

| Row Name                 | 01/28/20 0949           | 01/28/20 0929         | 01/28/20 0926         | 01/28/20 0923         | 01/28/20 0831           |
|--------------------------|-------------------------|-----------------------|-----------------------|-----------------------|-------------------------|
| <b>Height and Weight</b> |                         |                       |                       |                       |                         |
| Height                   | ---                     | ---                   | ---                   | ---                   | 67" (1.702 m) -SC       |
| Height Method            | ---                     | ---                   | ---                   | ---                   | Stated -SC              |
| Weight                   | ---                     | ---                   | ---                   | ---                   | 97.1 kg (214 lb) -SC    |
| Weight Method            | ---                     | ---                   | ---                   | ---                   | Stated -SC              |
| BMI (Calculated)         | ---                     | ---                   | ---                   | ---                   | 33.5 -SC                |
| BSA (Calculated - sq m)  | ---                     | ---                   | ---                   | ---                   | 2.14 sq meters -SC      |
| <b>Vitals</b>            |                         |                       |                       |                       |                         |
| Temp                     | ---                     | ---                   | ---                   | 98.1 °F (36.7 °C) -LO | 98.4 °F (36.9 °C) -SC   |
| Temp src                 | ---                     | ---                   | ---                   | Axillary -LO          | Oral -SC                |
| Pulse                    | (I) 49 -SC              | 50 -LO                | 52 -LO                | 52 -LO                | (I) 48 -SC              |
| Heart Rate Source        | ---                     | Monitor -LO           | Monitor -LO           | Monitor -LO           | Monitor -SC             |
| Resp                     | 16 -SC                  | 16 -LO                | 16 -LO                | 16 -LO                | 16 -SC                  |
| BP                       | 159/66 -SC              | 113/56 -LO            | 106/52 -LO            | 109/54 -LO            | 153/65 -SC              |
| Cardiac Rhythm           | Normal sinus rhythm -SC | Sinus bradycardia -LO | Sinus bradycardia -LO | Sinus bradycardia -LO | Normal sinus rhythm -SC |
| <b>Pain Assessment</b>   |                         |                       |                       |                       |                         |
| Currently in Pain        | No/denies pain -SC      | Faces -LO             | Faces -LO             | Faces -LO             | ---                     |
| FACES Pain Rating        | ---                     | 0-No hurt -LO         | 0-No hurt -LO         | ---                   | ---                     |
| <b>Oxygen Therapy</b>    |                         |                       |                       |                       |                         |
| SpO2                     | 99 % -SC                | 100 % -LO             | 100 % -LO             | 100 % -LO             | 97 % -SC                |
| O2 Device                | None (Room air) -SC     | Nasal cannula -LO     | Nasal cannula -LO     | Nasal cannula -LO     | None (Room air) -SC     |
| O2 Flow Rate (L/min)     | ---                     | 2 L/min -LO           | 2 L/min -LO           | 2 L/min -LO           | ---                     |
| Pulse Oximetry Type      | Continuous -SC          | Continuous -LO        | Continuous -LO        | Continuous -LO        | Continuous -SC          |
| POX Probe Site           | No -SC                  | No -LO                | No -LO                | No -LO                | No -SC                  |
| Changed                  |                         |                       |                       |                       |                         |



WS Kennestone Urology  
Procedure at Tower Road  
300 Tower Road  
STE 150  
MARIETTA GA 30060-9404  
Inpatient Record

Maurice, Eugene George  
MRN: 561253820, DOB: 1/2/1949, Sex: M  
Adm: 1/28/2020, D/C: 2/4/2020

**Flowsheets (all recorded)**

**Site Preparation**

| Row Name              | 01/28/20 09:08:26 | 01/28/20 0823 |
|-----------------------|-------------------|---------------|
| Prep Assessment       |                   |               |
| Operative Site Intact | Yes -RM           | Yes -SC       |
| Hair Removal          | N/A -RM           | N/A -SC       |



WS Kennestone Urology  
 Procedure at Tower Road  
 300 Tower Road  
 STE 150  
 MARIETTA GA 30060-9404  
 Inpatient Record

Maurice, Eugene George  
 MRN: 561253820, DOB: 1/2/1949, Sex: M  
 Adm: 1/28/2020, D/C: 2/4/2020

**Flowsheets (all recorded)**

**Assessment**

| Row Name            | 01/28/20 0925               | 01/28/20 0822  |
|---------------------|-----------------------------|--|
| Uro Assessment      |                             |  |
| Skin Condition/Temp | Dry;Intact;Warm -LO         | Dry;Intact;Warm -SC  |
| Orient/LOC          | WDL;Sleeping;Sedated<br>-LO | Alert;Oriented to<br>person;Awake;Oriented to<br>place;Oriented to time<br>-SC |
| Psychosocial        | Calm -LO                    | Calm -SC   |





WS Kennestone Urology  
 Procedure at Tower Road  
 300 Tower Road  
 STE 150  
 MARIETTA GA 30060-9404  
 Inpatient Record

Maurice, Eugene George  
 MRN: 561253820, DOB: 1/2/1949, Sex: M  
 Adm: 1/28/2020, D/C: 2/4/2020

**Flowsheets (all recorded)**

**Call Complete**

| Row Name                   | 01/29/20 1335 |
|----------------------------|---------------|
| Completion of Post-op Call |               |
| Post-op Call Complete      | Yes -CP       |

**User Key**

(r) = Recorded By, (t) = Taken By, (c) = Cosigned By

| Initials | Name                 | Effective Dates     |
|----------|----------------------|---------------------|
| UE       | Epic, User           | —                   |
| LO       | Lisa M Olivarez, RN  | 02/03/17 -          |
| CP       | Chrissie Pope, RN    | 02/03/17 -          |
| SC       | Sharon H Crider, RN  | 02/03/17 -          |
| RM       | Ramona McNeil, RN    | 02/03/17 -          |
| RL       | Robert G Lawhead, MD | 01/22/20 - 01/28/20 |

**Flowsheet Notes**

No notes of this type exist for this encounter.

**All Scans**

Encounter-Level Documents - 01/28/2020:

Document on 1/28/2020 9:26 AM by Lisa M Olivarez, RN: IP After Visit Summary (below)

## AFTER VISIT SUMMARY

Eugene G. Maurice MRN: 561253820 1/28/2020 WellStar Kennestone Urology Procedure Center

### Instructions



No changes were made to your medications.



Activity instructions

#### Discharge Instructions

##### 1. General Anesthesia or Sedation

Do not drive or operate machinery for 24 hours  
Do not consume alcohol, tranquilizers, sleeping medication or any other non-prescribed medication for 24 hours.  
Do not make any important decisions or sign any important documents in the next 24 hours.  
You should have someone with you at home tonight.

##### 2. Activity

You are advised to go directly home from the Urology Associates Surgery Center and rest for a day. Resume light to normal activity tomorrow.  
Do not engage in heavy lifting while you see blood in the urine or stool.

##### 3. Fluids and Diet

Begin with clear liquids, bouillon, dry toast, soda crackers. If not nauseated, you may go to a regular diet when you desire.  
Greasy or spicy foods are not advised.  
Drink plenty of water while you see blood in the urine or stool.  
If you are diabetic, please eat before you take your diabetes medication.

##### 4. Medications and Plan

Prescriptions sent with you. Use as directed. When taking pain medications, you may experience dizziness or drowsiness. Do not drink alcohol or drive when you are taking these medications.  
You may take non-prescription "headache remedy" type medications that you normally use, if your surgeon permits, preferably one that does not contain aspirin.

### Your Next Steps

Read

Read these attachments

- Ultrasound and Biopsy, Transrectal (English)

Go

FEB 14 Follow Up Appointment

3:15 PM

Arrive by 3:00 PM

Kristin M Boren, MD

WellStar Urology Hiram

144 Bill Carruth Pkwy

Suite 2300

Hiram GA 30141-3821

770-428-4475

You have more future appointments. Please review your full appointment list.

### MyChart

View your After Visit Summary and more online at <https://mychart.wellstar.org/mychart/>.



WS Kennestone Urology  
 Procedure at Tower Road  
 300 Tower Road  
 STE 150  
 MARIETTA GA 30060-9404  
 Inpatient Record

Maurice, Eugene George  
 MRN: 561253820, DOB: 1/2/1949, Sex: M  
 Adm: 1/28/2020, D/C: 2/4/2020

**All Scans (continued)**

**Encounter-Level Documents - 01/28/2020: (continued)**

Activity instructions (continued)

You may resume your daily prescription medication when you get home.

**Prescriptions**

Tylenol as needed for pain or discomfort.  
 Antibiotic: Cipro this evening.  
 Patient was provided with updated medication list.

**6. Follow up Care**

Your physician may call you with biopsy results.

**Special Complications to Watch For**

You may see blood in your urine or stool for days to weeks.  
 You may see blood in your ejaculate for up to 6 weeks.  
 If you have a fever, chills, and are feeling poorly, take your temperature by mouth. Call the office if it is over 101\* F.  
 Please call us if you have large blood clots, difficulty urinating or pain not relieved by Tylenol.

**If you have any questions the day of your procedure please call 470-245-9860 to speak with a nurse. For problems or questions after 4:30pm call your urologist at 770-428-4475.**

**If you need immediate attention, go to the emergency room.**

What's next

|           |  |  |
|-----------|--|--|
|           | Follow up with Jeffrey L. Tharp, MD  | 176 Charles Hardy Parkway<br>Unit C<br>Hiram GA 30141<br>678-945-8200  |
| FEB<br>14 | Follow Up Appointment with Kristin M Boren, MD<br>Friday Feb 14, 2020 3:15 PM (Arrive by 3:00 PM)  | WellStar Urology Hiram<br>144 Bill Carruth Pkwy<br>Suite 2300<br>Hiram GA 30141-3821<br>770-428-4475                     |
| MAR<br>16 | Established Patient with Susan E Ashworth, NP<br>Monday Mar 16, 2020 8:00 AM (Arrive by 7:45 AM)   | WellStar East Paulding Primary Care<br>Center<br>176 Charles Hardy Parkway Unit C<br>Hiram GA 30141-1836<br>678-945-8200 |
| MAY<br>21 | Follow Up Appointment with Abdul M Sheikh, MD<br>Thursday May 21, 2020 9:00 AM (Arrive by 8:45 AM) | WellStar Cardiovascular Medicine Hiram<br>144 Bill Carruth Parkway STE 4200<br>HIRAM GA 30141-3749<br>678-324-4444       |



WS Kennestone Urology  
 Procedure at Tower Road  
 300 Tower Road  
 STE 150  
 MARIETTA GA 30060-9404  
 Inpatient Record

Maurice, Eugene George  
 MRN: 561253820, DOB: 1/2/1949, Sex: M  
 Adm: 1/28/2020, D/C: 2/4/2020

All Scans (continued)

Encounter-Level Documents - 01/28/2020: (continued)

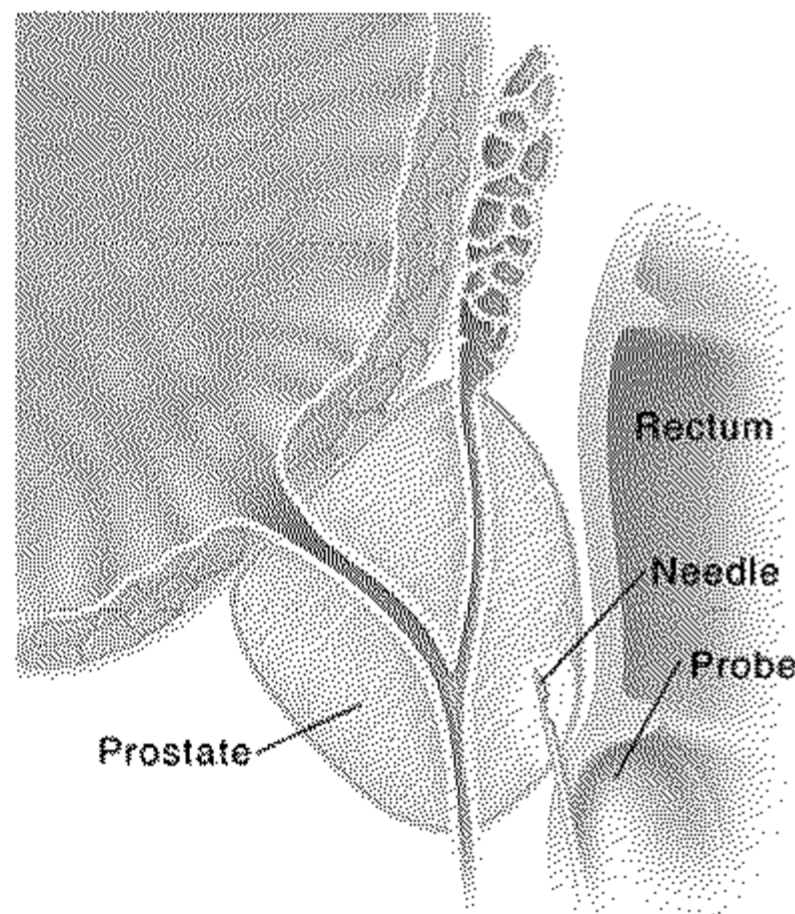
Medication List

|  | Morning | Afternoon | Evening | Bedtime | As Needed |
|--|---------|-----------|---------|---------|-----------|
| aspirin 81 MG tablet, delayed release  |         |           |         |         |           |
| atorvastatin 80 MG tablet<br>Commonly known as: LIPITOR<br>Take 1 tablet (80 mg total) by mouth nightly  |         |           |         |         |           |
| blood sugar diagnostic strip<br>Commonly known as: OneTouch Verio<br>Use to check blood sugar twice daily as directed.   |         |           |         |         |           |
| ciprofloxacin HCl 500 MG tablet<br>Commonly known as: CIPRO  |         |           |         |         |           |
| clopidogrel 75 mg tablet<br>Commonly known as: PLAVIX<br>Take 1 tablet (75 mg total) by mouth daily  |         |           |         |         |           |
| diclofenac 1 % Gel<br>Commonly known as: VOLTAREN<br>Apply 2 g topically 4 (four) times a day  |         |           |         |         |           |
| ferrous sulfate 324 mg (65 mg iron) tablet, delayed release<br>Take 1 tablet (324 mg total) by mouth 2 (two) times a day with meals                              |         |           |         |         |           |
| furosemide 40 MG tablet<br>Commonly known as: LASIX<br>Take 1 tablet (40 mg total) by mouth daily  |         |           |         |         |           |
| isosorbide mononitrate 60 MG tablet, extended release 24 hr<br>Commonly known as: IMDUR<br>Take 1 tablet (60 mg total) by mouth 2 (two) times a day              |         |           |         |         |           |
| metFORMIN 500 MG tablet<br>Commonly known as: GLUCOPHAGE<br>TAKE TWO TABLETS BY MOUTH EVERY MORNING AND TAKE ONE TABLET BY MOUTH EVERY EVENING                   |         |           |         |         |           |
| nitroglycerin 0.4 MG SL tablet<br>Commonly known as: Nitrostat<br>Place 1 tablet (0.4 mg total) under the tongue every 5 (five) minutes as needed for chest pain |         |           |         |         |           |
| ramipril 5 MG capsule<br>Commonly known as: Altace<br>Take 1 capsule (5 mg total) by mouth daily   |         |           |         |         |           |
| sotalol 80 MG tablet<br>Commonly known as: Betapace<br>Take 0.5 tablets (40 mg total) by mouth 2 (two) times a day   |         |           |         |         |           |
| VITAMIN B12 ORAL   |         |           |         |         |           |



**All Scans (continued)****Encounter-Level Documents - 01/28/2020: (continued)** **Attached Information**

Ultrasound and Biopsy, Transrectal (English)

**Transrectal Ultrasound and Biopsy**

A transrectal ultrasound (TRUS) is an imaging test. It uses sound waves and a computer to create pictures of a man's prostate gland. It doesn't use X-rays.

Your prostate gland is in front of your rectum. For this test, a special probe (called a transducer) is put into your rectum to see the prostate. During this test, tissue samples (called a biopsy) may be taken. TRUS is done by a specially trained technologist called a sonographer. It takes 15 to 30 minutes. It might take longer if a biopsy is done.

**Getting ready for your test**

- You may be asked to clear your bowel before the test. This may be done by putting liquid into your rectum (an enema). Or you may be asked to drink a special liquid to clean out your colon and rectum.
- You may be asked not to eat or drink anything after midnight the night before the test.
- Tell your healthcare provider about any medicines, vitamins, herbs, or supplements you take. This includes any over-the-counter medicines such as aspirin or ibuprofen. You might need to stop taking some medicines, such as blood thinners, for a week or so before the test.
- Answer any questions your healthcare provider has about your health history. This will help tailor the test to your health needs.



WS Kennestone Urology  
Procedure at Tower Road  
300 Tower Road  
STE 150  
MARIETTA GA 30060-9404  
Inpatient Record

Maurice, Eugene George  
MRN: 561253820, DOB: 1/2/1949, Sex: M  
Adm: 1/28/2020, D/C: 2/4/2020

---

**All Scans (continued)**

---

**Encounter-Level Documents - 01/28/2020: (continued)**

---

**During your test**

- You will be asked to change into a hospital gown. You'll then lie on your side on an exam table, with your knees bent toward your chest.
- The test is done with a hand-held probe. This is a short, slender rod about the size of your finger. It has a sterile, disposable cover on it. It's greased (lubricated) with some gel. It's gently put inside your rectum.
- You'll feel pressure from the probe. If it hurts, let your healthcare provider know.
- Sound waves are sent into the probe and through the wall of your rectum. They bounce off your prostate, and the computer uses them to form an image of the gland and nearby tissues. (It works much like sonar on a ship.)
- If a biopsy is needed, you might be given medicine before the ultrasound to make you sleepy. This is done using a small probe with a very tiny needle on the end. This needle very quickly goes into your prostate many times and takes out tiny pieces (samples) of tissue. These samples are then sent to a lab to be tested. Any pain from the biopsy is usually mild.

**After your test**

Before leaving, you may need to wait for a short time while the images are reviewed. In most cases, you can go back to your normal routine after the test. If you had a biopsy and took medicine to make you sleepy, you may need to wait until it has worn off before you can go home. You might see some blood in your urine, sperm, or stool for a day or so. This is normal. You may be asked to take antibiotics before and after TRUS if a biopsy is done. This is to help prevent infection.

Your healthcare provider will let you know when your test results are ready.

In some cases, a diagnosis can't be made from the tissue sample that was taken. If this happens, your healthcare provider will talk with you about if you need another biopsy. Or you may need a different procedure.

**When to call your healthcare provider**

Call your healthcare provider if you have:

- Very bloody urine or stool
  - A fever lasting 24 to 48 hours
  - Pain that's not getting better or that gets worse
  - Any other symptoms that your provider asks you to report, based on your health
- Be sure you know what other problems you should watch for. Also know how to get help any time, including after office hours, on weekends, and on holidays.



WS Kennestone Urology  
Procedure at Tower Road  
300 Tower Road  
STE 150  
MARIETTA GA 30060-9404  
Inpatient Record

Maurice, Eugene George  
MRN: 561253820, DOB: 1/2/1949, Sex: M  
Adm: 1/28/2020, D/C: 2/4/2020

---

**All Scans (continued)**

---

**Encounter-Level Documents - 01/28/2020: (continued)**

---

StayWell last reviewed this educational content on 7/1/2019

© 2000-2019 The StayWell Company, LLC. 800 Township Line Road, Yardley, PA 19067. All rights reserved. This information is not intended as a substitute for professional medical care. Always follow your healthcare professional's instructions.



WS Kennestone Urology  
Procedure at Tower Road  
300 Tower Road  
STE 150  
MARIETTA GA 30060-9404  
Inpatient Record

Maurice, Eugene George  
MRN: 561253820, DOB: 1/2/1949, Sex: M  
Adm: 1/28/2020, D/C: 2/4/2020

---

Scan on 1/28/2020 7:53 AM by Mary Johnston: Perceptive Content Scan (below)

---

**Encounter-Level E-Signatures:**

No documentation.

---

**END OF REPORT**

---